

PARTS CATALOGUE

F115TRB (68V2)

LF115TRB (68W2)

F115A '03 (68V2)

FL115A '03 (68W2)

FOREWORD

This Parts Catalogue is related to the parts for the model(s) in the below frame. When you are ordering replacement parts, please refer to this Parts Catalogue and quote both part numbers and part names correctly.

F115TRB(68V2), LF115TRB(68W2),
F115A'03(68V2), FL115A'03(68W2)

1. Modifications or additions which have been made after issue of the Parts Catalogue will be announced in the Yamaha Parts News.
It is advisable that you make necessary corrections to the Parts Catalogue according to the Yamaha Parts News.

2. Abbreviations

The Following abbreviations are used in this Parts Catalogue.

“UR” Use specified parts number.

“UN” Use as many as needed.

“AP” Alternate Parts

“LM” Local Made

(Parts need to be ordered locally)

“O/S” Over Size

3. Parts, which are to be supplied in an assembly, are listed with a dot(.) in front of the part name as shown below.

EXAMPLE

CARBURETOR ASSY

.JET, PILOT

.NOZZLE, MAIN

4. Number of component for assembly

The numeral appearing to the right of each component part indicates the quantity of parts for each assembly unit.

EXAMPLE

| PART NO. | DESCRIPTION | □ | □ | □ | □ | REMARKS |
|------------------|---------------------|---|---|---|---|---------|
| 6E0-85500-70 | C.D.I. MAGNETO ASSY | 1 | | | | |
| 6E0-85550-70 | .ROTOR ASSY | 1 | | | | |
| 6E0-15723-00-94. | .PULLY, STARTER | 1 | | | | |

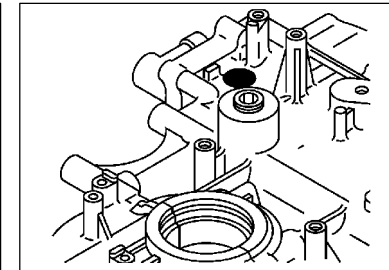
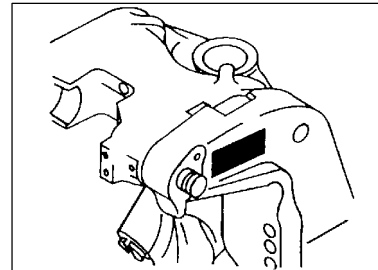
5. Quantity Column Information

| NAME for Q'TY COLUMN | APPLICABLE MODEL |
|----------------------|--------------------|
| 68V2 | F115TRB, F115AET |
| 68W2 | LF115TRB, FL115AET |

6. Applicable Starting Serial No. and Color Code

1) Engine Starting Sserial No.

| | |
|-------------------------|---------------------------|
| F115TLRB 68V : 1000001 | F115AET L/X 68V : 1000001 |
| F115TXRB 68V : 1000001 | FL115AET X 68W : 1000001 |
| F115TJRB 68V : 1000001 | |
| LF115TXRB 68W : 1000001 | |



2) Color Code

| Color Code | Color Name | Abbreviation |
|------------|-----------------------------|--------------|
| 004D | DARK BLUISH GRAY METALLIC 2 | DBNM2 |

7. Note that the illustrations for reference in finding parts numbers, not to be used for assembling. When assembling, please use the applicable service manual.

8. The asterisk (*) before a reference number indicates modification items after the first edition.

CONTENTS

SHEET 1/2

TOP COWLING A4
 CYLINDER. CRANKCASE 1 A6
 CRANKSHAFT. PISTON B1
 CYLINDER. CRANKCASE 2 B2
 VALVE B4
 INTAKE 1 B7
 INTAKE 2 C1
 FUEL INJECTION NOZZLE C3
 FUEL INJECTION PUMP C5
 FUEL 1 C7
 FUEL 2 D2
 GENERATOR D3
 ELECTRICAL 1 D5
 ELECTRICAL 2 D6
 ELECTRICAL 3 E1
 STARTING MOTOR E2
 BOTTOM COWLING E4
 STEERING 1 E6
 STEERING 2 F2
 STEERING FRICTION F4
 CONTROL F5
 BRACKET 1 F7

INDEX

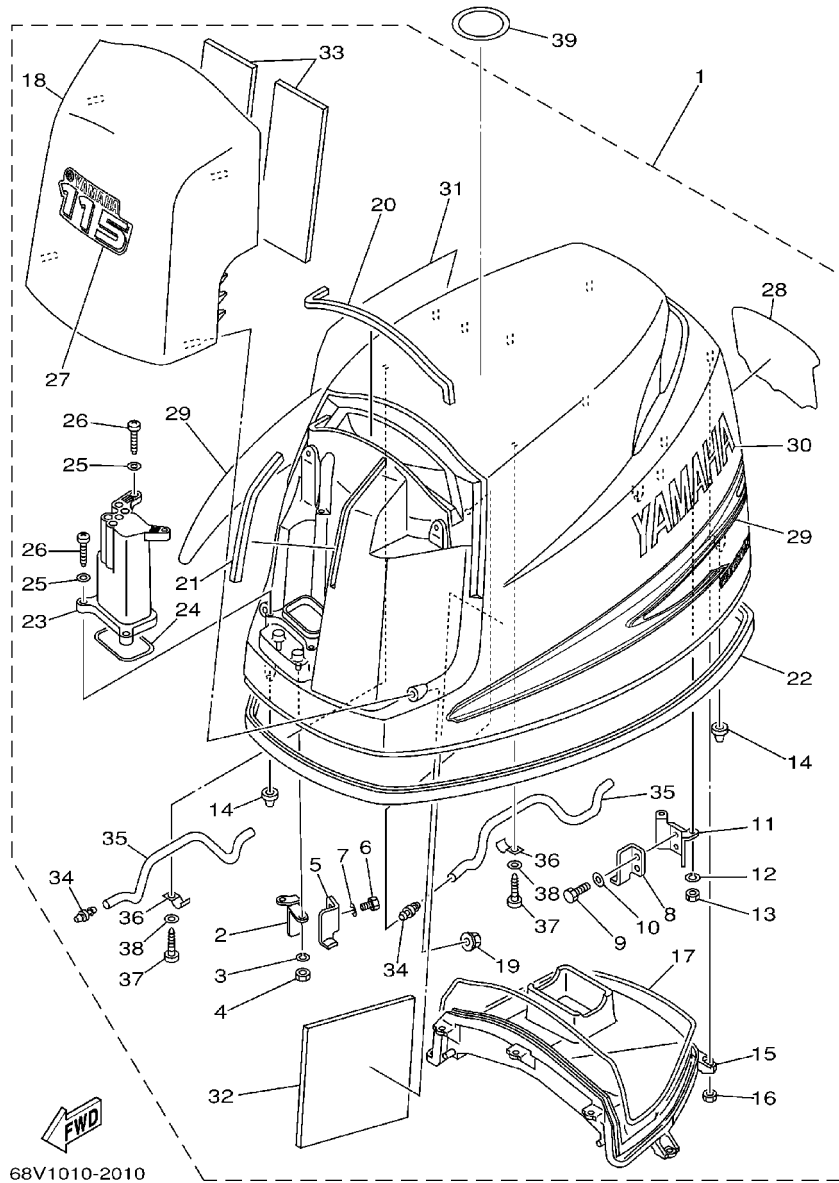
NUMERICAL INDEX G1

SHEET 2/2

BRACKET 1 A4*
 BRACKET 2 A5*
 POWER TRIM & TILT ASSY 1 A7*
 POWER TRIM & TILT ASSY 2 B2*
 UPPER CASING B4*
 OIL PAN B6*
 LOWER CASING. DRIVE 1 C1*
 LOWER CASING. DRIVE 2 C5*
 LOWER CASING. DRIVE 3 C7*
 LOWER CASING. DRIVE 4 D4*
 FUEL TANK D6*
 STEERING GUIDE ATTACHMENT 1 D7*
 STEERING GUIDE ATTACHMENT 2 E1*
 REMOTE CONTROL BOX E2*
 METER 1 E3*
 METER 2 E4*
 SWITCH. PANEL 1 E5*
 SWITCH. PANEL 2 E6*
 REPAIR KIT 1 E7*
 REPAIR KIT 2 F1*

INDEX

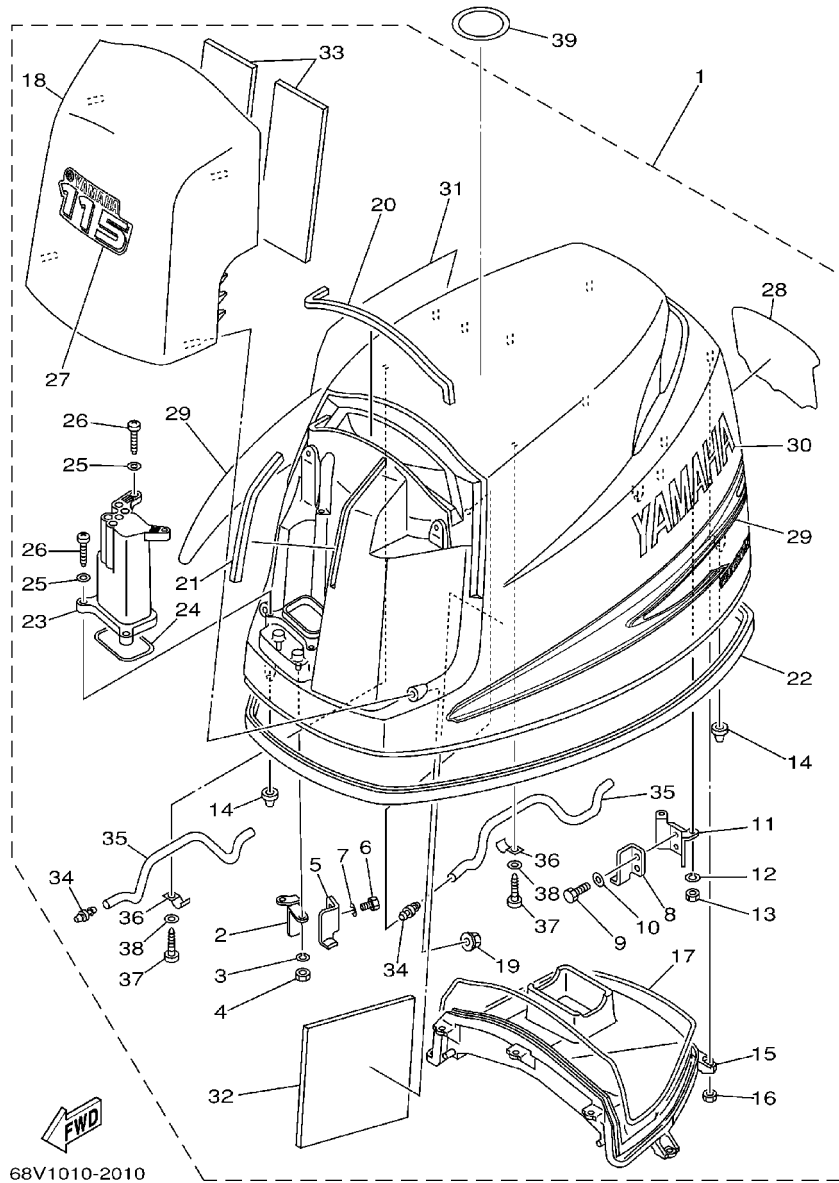
NUMERICAL INDEX G1*



68V1010-2010

FIG. 1 TOP COWLING

| REF. NO. | PART NO. | DESCRIPTION | 68V2 | 68W2 | REMARKS |
|----------|-----------------|------------------------|------|------|---------|
| | | | | | |
| 1 | 68V-42610-10-8D | TOP COWLING ASSY | 1 | 1 | F115TJR |
| | 68V-42610-A0-8D | TOP COWLING ASSY | 1 | | |
| 2 | 68V-42647-00 | .HOLDER, CLAMP BAND | 1 | 1 | |
| 3 | 92990-06100 | .WASHER, SPRING | 2 | 2 | |
| 4 | 95380-06600 | .NUT, HEXAGON | 2 | 2 | |
| 5 | 68V-42651-00 | .HOOK | 1 | 1 | |
| 6 | 97095-06012 | .BOLT | 2 | 2 | |
| 7 | 92995-06600 | .WASHER | 2 | 2 | |
| 8 | 68V-42652-00 | .HOOK | 1 | 1 | |
| 9 | 97095-06012 | .BOLT | 2 | 2 | |
| 10 | 92995-06600 | .WASHER | 2 | 2 | |
| 11 | 67F-42649-00 | .HOLDER, CLAMP BAND | 1 | 1 | |
| 12 | 92990-06100 | .WASHER, SPRING | 2 | 2 | |
| 13 | 95380-06600 | .NUT, HEXAGON | 2 | 2 | |
| 14 | 67F-42662-00 | .DAMPER | 3 | 3 | |
| 15 | 68V-42613-00 | .MOLDING, AIR DUCT | 1 | 1 | |
| 16 | 95380-06600 | .NUT, HEXAGON | 7 | 7 | |
| 17 | 68V-42629-00 | .SEAL | 1 | 1 | |
| 18 | 68V-42612-00-8D | .AIR DUCT, TOP COWLING | 1 | 1 | |
| 19 | 90179-06M28 | .NUT | 4 | 4 | |
| 20 | 68V-42628-00 | .SEAL | 1 | 1 | |
| 21 | 68V-42718-00 | .RUBBER, SEAL 3 | 1 | 1 | |
| 22 | 68V-42615-00 | .SEAL | 1 | 1 | |
| 23 | 68V-42632-00 | .WINDOW | 1 | 1 | |
| 24 | 68V-42634-00 | .SEAL, WINDOW | 1 | 1 | |
| 25 | 92990-05200 | .WASHER, PLAIN | 4 | 4 | |
| 26 | 97780-50625 | .SCREW, TAPPING | 4 | 4 | |

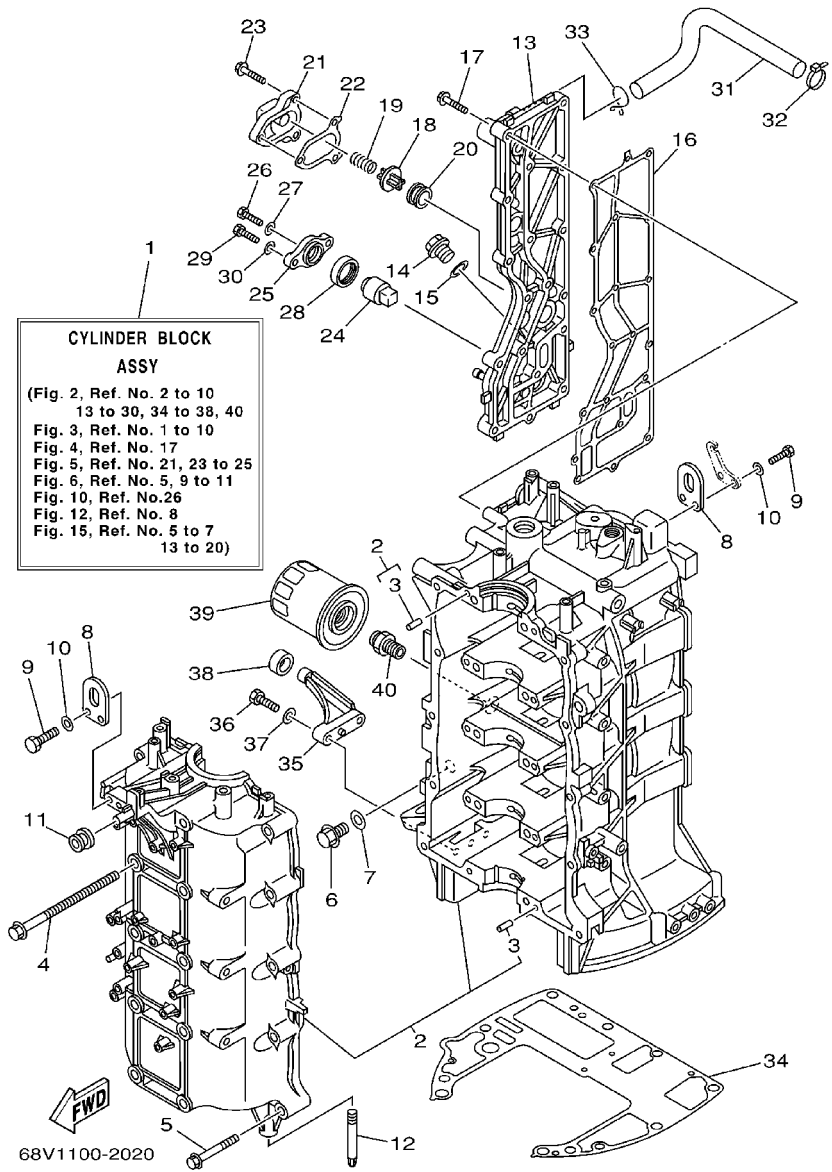


68V1010-2010

FIG. 1 TOP COWLING

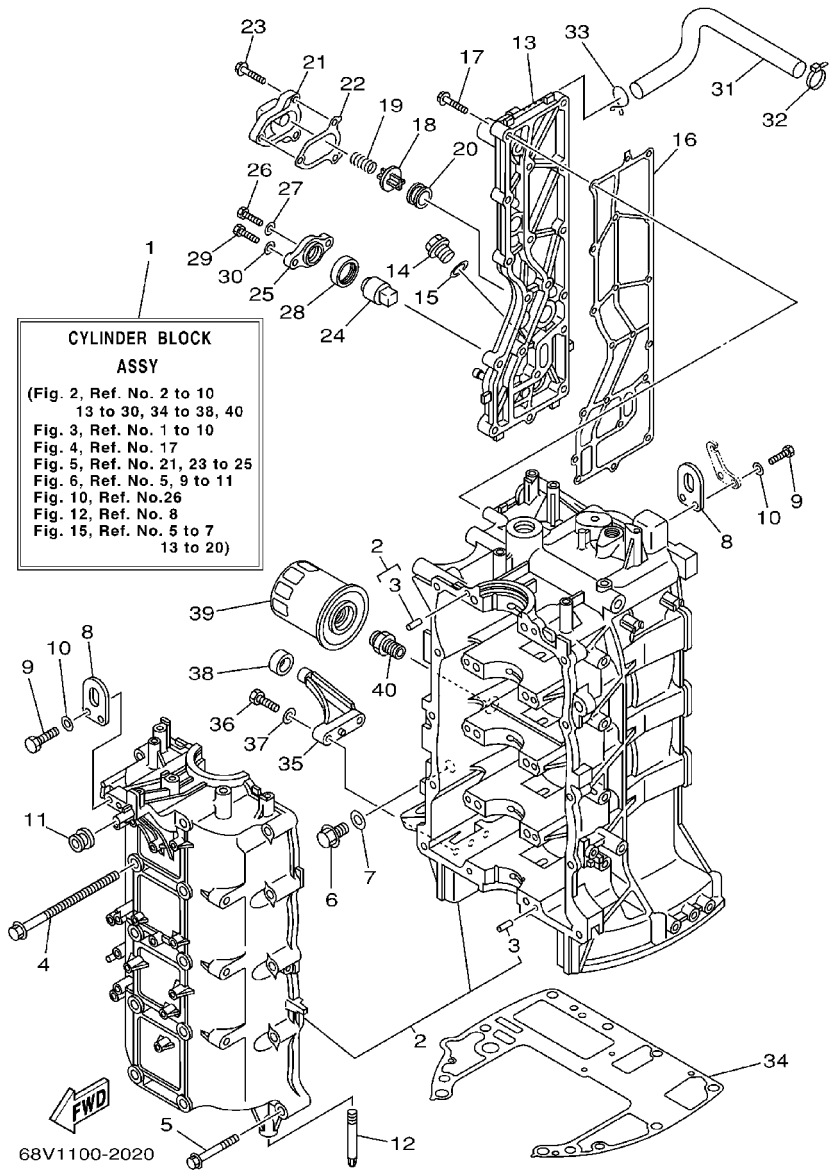
| REF. NO. | PART NO. | DESCRIPTION | 68V2 | 68W2 | REMARKS |
|----------|--------------|-----------------|------|------|---------|
| | | | | | |
| 27 | 68V-42677-10 | .GRAPHIC, FRONT | 1 | 1 | |
| | 68V-42677-A0 | .GRAPHIC, FRONT | 1 | | F115TJR |
| 28 | 68V-42678-10 | .GRAPHIC, REAR | 1 | 1 | |
| | 68V-42678-A0 | .GRAPHIC, REAR | 1 | | F115TJR |
| 29 | 68V-W0070-10 | .GRAPHIC SET | 1 | 1 | |
| 30 | 68V-42681-10 | .MARK, COWLING | 1 | 1 | |
| 31 | 68V-42682-10 | .MARK, COWLING | 1 | 1 | |
| 32 | 68V-42617-00 | .DAMPER, FORM | 1 | 1 | |
| 33 | 68V-42619-00 | .DAMPER, FORM | 2 | 2 | |
| 34 | 6H3-44391-01 | .NIPPLE, HOSE | 2 | 2 | |
| 35 | 90445-10M18 | .HOSE (L295) | 2 | 2 | |
| 36 | 90465-08M63 | .CLAMP | 2 | 2 | |
| 37 | 97780-50620 | .SCREW, TAPPING | 2 | 2 | |
| 38 | 92990-05200 | .WASHER, PLAIN | 2 | 2 | |
| 39 | 67F-13434-02 | LABEL, CAUTION | 1 | 1 | |

FIG. 2 CYLINDER. CRANKCASE 1



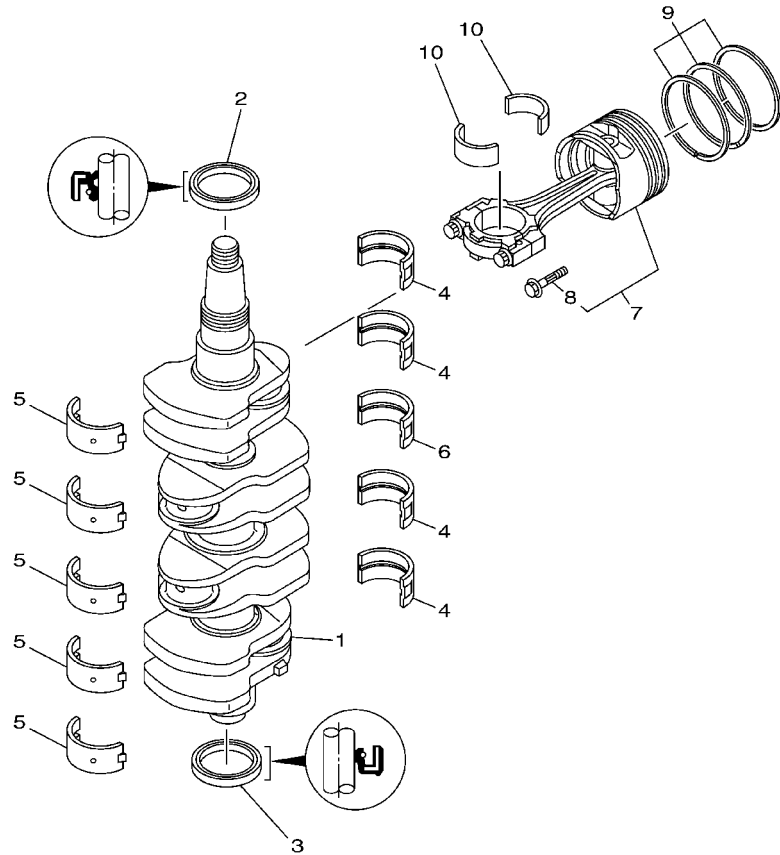
| REF. NO. | PART NO. | DESCRIPTION | 68V2 | 68W2 | REMARKS |
|----------|-----------------|-----------------------------|------|------|---------|
| | | | | | |
| 1 | 68V-W009B-03-1S | CYLINDER BLOCK ASSY | 1 | 1 | |
| 2 | 68V-15100-01-1S | CRANKCASE ASSY | 1 | 1 | |
| 3 | 93606-12019 | .PIN, DOWEL | 10 | 10 | |
| 4 | 90119-10M88 | BOLT, WITH WASHER | 10 | 10 | |
| 5 | 90119-08M66 | BOLT, WITH WASHER | 10 | 10 | |
| 6 | 90340-14M06 | PLUG, STRAIGHT SCREW | 1 | 1 | |
| 7 | 90430-14115 | GASKET | 1 | 1 | |
| 8 | 62Y-11119-00 | HANGER, ENGINE | 2 | 2 | |
| 9 | 97095-06020 | BOLT | 4 | 4 | |
| 10 | 92995-06600 | WASHER | 4 | 4 | |
| 11 | 90480-12072 | GROMMET | 1 | 1 | |
| 12 | 67F-15142-00 | GUIDE 1 | 2 | 2 | |
| 13 | 68V-41113-00-1S | OUTER COVER, EXHAUST | 1 | 1 | |
| 14 | 90340-18M09 | PLUG, STRAIGHT SCREW | 1 | 1 | |
| 15 | 90430-18130 | GASKET | 1 | 1 | |
| 16 | 67F-41114-A0 | GASKET, EXHAUST OUTER COVER | 1 | 1 | |
| 17 | 90119-06MA4 | BOLT, WITH WASHER | 18 | 18 | |
| 18 | 6G5-12416-00 | VALVE, PRESSURE CONTROL | 1 | 1 | |
| 19 | 90501-16M11 | SPRING, COMPRESSION | 1 | 1 | |
| 20 | 90480-20M05 | GROMMET | 1 | 1 | |
| 21 | 67F-1246A-00-1S | COVER 1 | 1 | 1 | |
| 22 | 67F-12435-A0 | GASKET | 1 | 1 | |
| 23 | 90119-06MA2 | BOLT, WITH WASHER | 3 | 3 | |
| 24 | 67F-11325-00 | ANODE | 1 | 1 | |
| 25 | 67F-11327-00-94 | COVER, ANODE | 1 | 1 | |
| 26 | 97075-06020 | BOLT | 1 | 1 | |
| 27 | 92995-06600 | WASHER | 1 | 1 | |

FIG. 2 CYLINDER. CRANKCASE 1



| REF. NO. | PART NO. | DESCRIPTION | 68V2 | 68W2 | REMARKS |
|----------|-----------------|----------------------------|------|------|---------|
| 28 | 67F-11328-00 | GROMMET, ANODE | 1 | 1 | |
| 29 | 97075-08025 | BOLT | 2 | 2 | |
| 30 | 92995-08600 | WASHER | 2 | 2 | |
| 31 | 67F-1243A-00 | HOSE 1 | 1 | 1 | |
| 32 | 90465-11M10 | CLAMP | 1 | 1 | |
| 33 | 90467-20M15 | CLIP | 1 | 1 | |
| 34 | 67F-11351-01 | GASKET, CYLINDER | 1 | 1 | |
| 35 | 67F-42761-00-94 | STOPPER | 2 | 2 | |
| 36 | 97095-06025 | BOLT | 4 | 4 | |
| 37 | 92995-06600 | WASHER | 4 | 4 | |
| 38 | 68F-44533-00 | DAMPER, UPPER MOUNT RUBBER | 2 | 2 | |
| 39 | 5GH-13440-00 | ELEMENT ASSY, OIL CLEANER | 1 | 1 | |
| 40 | 90401-20145 | BOLT, UNION | 1 | 1 | |

FIG. 3 CRANKSHAFT. PISTON



| REF. NO. | PART NO. | DESCRIPTION | 68V2 | 68W2 | REMARKS |
|----------|--------------|--------------------------------|------|------|-----------|
| 1 | 68V-11411-00 | CRANKSHAFT | 1 | 1 | |
| 2 | 93102-48009 | OIL SEAL | 1 | 1 | |
| 3 | 93101-48002 | OIL SEAL | 1 | 1 | |
| 4 | 67F-11416-00 | PLANE BEARING, CRANKSHAFT 1 | 4 | 4 | UR GREEN |
| | 67F-11416-10 | PLANE BEARING, CRANKSHAFT 1 | 4 | 4 | UR BLUE |
| | 67F-11416-20 | PLANE BEARING, CRANKSHAFT 1 | 4 | 4 | UR RED |
| 5 | 67F-11417-00 | PLANE BEARING, CRANKSHAFT 2 | 5 | 5 | UR YELLOW |
| | 67F-11417-10 | PLANE BEARING, CRANKSHAFT 2 | 5 | 5 | UR GREEN |
| | 67F-11417-20 | PLANE BEARING, CRANKSHAFT 2 | 5 | 5 | UR BLUE |
| | 67F-11417-30 | PLANE BEARING, CRANKSHAFT 2 | 5 | 5 | UR RED |
| 6 | 67F-11418-00 | PLANE BEARING, CRANKSHAFT 3 | 1 | 1 | UR GREEN |
| | 67F-11418-10 | PLANE BEARING, CRANKSHAFT 3 | 1 | 1 | UR BLUE |
| | 67F-11418-20 | PLANE BEARING, CRANKSHAFT 3 | 1 | 1 | UR RED |
| 7 | 68V-W1164-00 | PISTON/CONNECTING ROD ASSY STD | 4 | 4 | |
| | 68V-W1164-10 | PISTON/CON-ROD ASSY(0.25MM OS) | 4 | 4 | AP |
| 8 | K1C-A3275-00 | .BOLT, CONNECTING ROD | 2 | 2 | |
| 9 | 67F-11603-01 | PISTON RING SET (STD) | 4 | 4 | |
| | 67F-11604-01 | PISTON RING SET (0.25MM O/S) | 4 | 4 | AP |
| 10 | 68V-11656-00 | PLANE BEARING, CONNECTING ROD | 8 | 8 | UR YELLOW |
| | 68V-11656-10 | PLANE BEARING, CONNECTING ROD | 8 | 8 | UR GREEN |
| | 68V-11656-20 | PLANE BEARING, CONNECTING ROD | 8 | 8 | UR BLUE |
| | 68V-11656-30 | PLANE BEARING, CONNECTING ROD | 8 | 8 | UR RED |



68V0010-0031

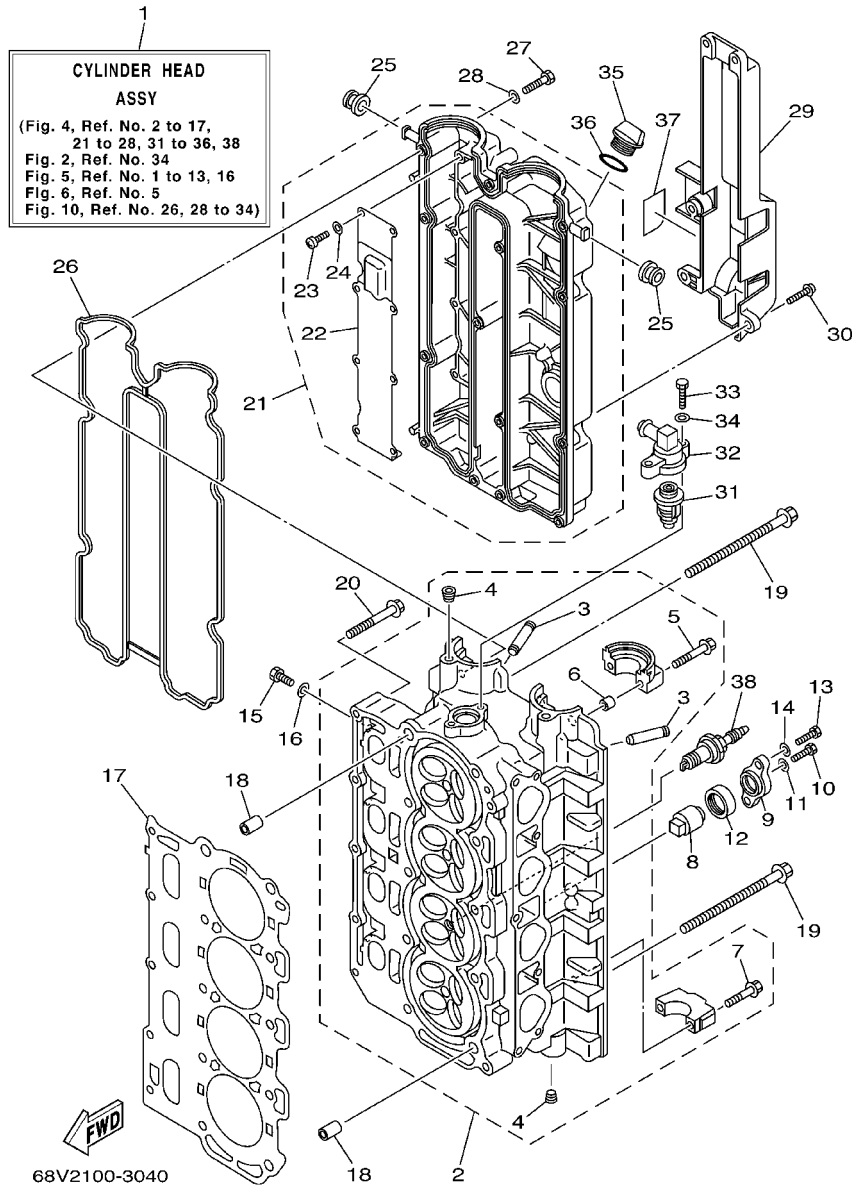


FIG. 4 CYLINDER. CRANKCASE 2

| REF. NO. | PART NO. | DESCRIPTION | 68V2 | 68W2 | REMARKS |
|----------|-----------------|-------------------------|------|------|---------|
| | | | | | |
| 1 | 68V-W009A-01-1S | CYLINDER HEAD ASSY | 1 | 1 | |
| 2 | 68V-11110-00-94 | CYLINDER HEAD ASSY | 1 | 1 | |
| 3 | 67F-11133-10 | .GUIDE, INTAKE VALVE | 16 | 16 | |
| 4 | 90344-51019 | .PLUG, TAPER SCREW | 4 | 4 | |
| 5 | 90119-07235 | .BOLT, WITH WASHER | 4 | 4 | |
| 6 | 91809-08006 | .PIN, DOWEL | 4 | 4 | |
| 7 | 90119-07234 | .BOLT, WITH WASHER | 16 | 16 | |
| 8 | 67F-11325-00 | ANODE | 2 | 2 | |
| 9 | 67F-11327-00-94 | COVER, ANODE | 2 | 2 | |
| 10 | 97075-06020 | BOLT | 2 | 2 | |
| 11 | 92995-06600 | WASHER | 2 | 2 | |
| 12 | 67F-11328-00 | GROMMET, ANODE | 2 | 2 | |
| 13 | 97075-08025 | BOLT | 4 | 4 | |
| 14 | 92995-08600 | WASHER | 4 | 4 | |
| 15 | 97095-08014 | BOLT | 4 | 4 | |
| 16 | 90430-08143 | GASKET | 4 | 4 | |
| 17 | 67F-11181-01 | GASKET, CYLINDER HEAD 1 | 1 | 1 | |
| 18 | 90387-10M08 | COLLAR | 2 | 2 | |
| 19 | 90105-10M89 | BOLT, FLANGE | 10 | 10 | |
| 20 | 90119-08M91 | BOLT, WITH WASHER | 5 | 5 | |
| 21 | 68V-11191-00-1S | COVER, CYLINDER HEAD 1 | 1 | 1 | |
| 22 | 67F-11168-00 | .COVER, BREATHER | 1 | 1 | |
| 23 | 98507-04008 | .SCREW | 8 | 8 | |
| 24 | 92907-04600 | .WASHER | 8 | 8 | |
| 25 | 90480-12072 | GROMMET | 2 | 2 | |
| 26 | 67F-11356-00 | SEAL, CYLINDER 2 | 1 | 1 | |
| 27 | 97095-06030 | BOLT | 14 | 14 | |

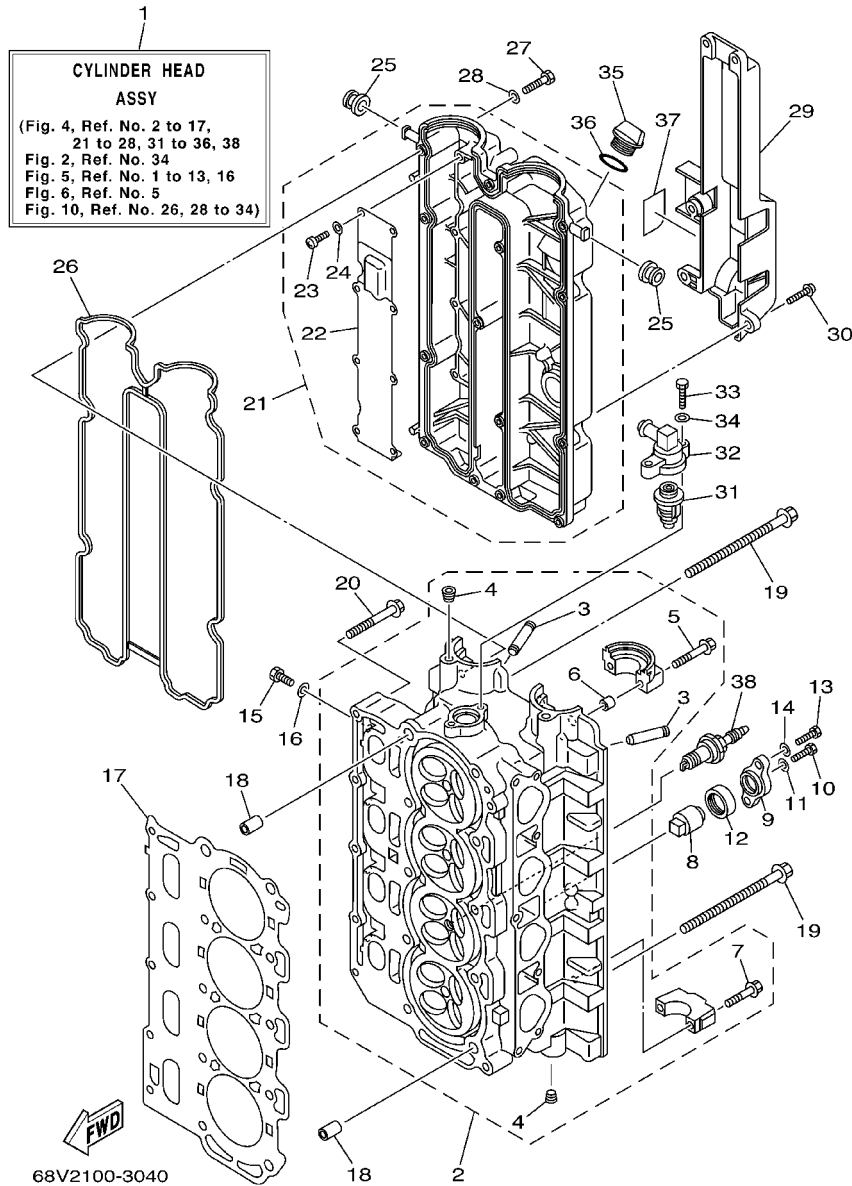
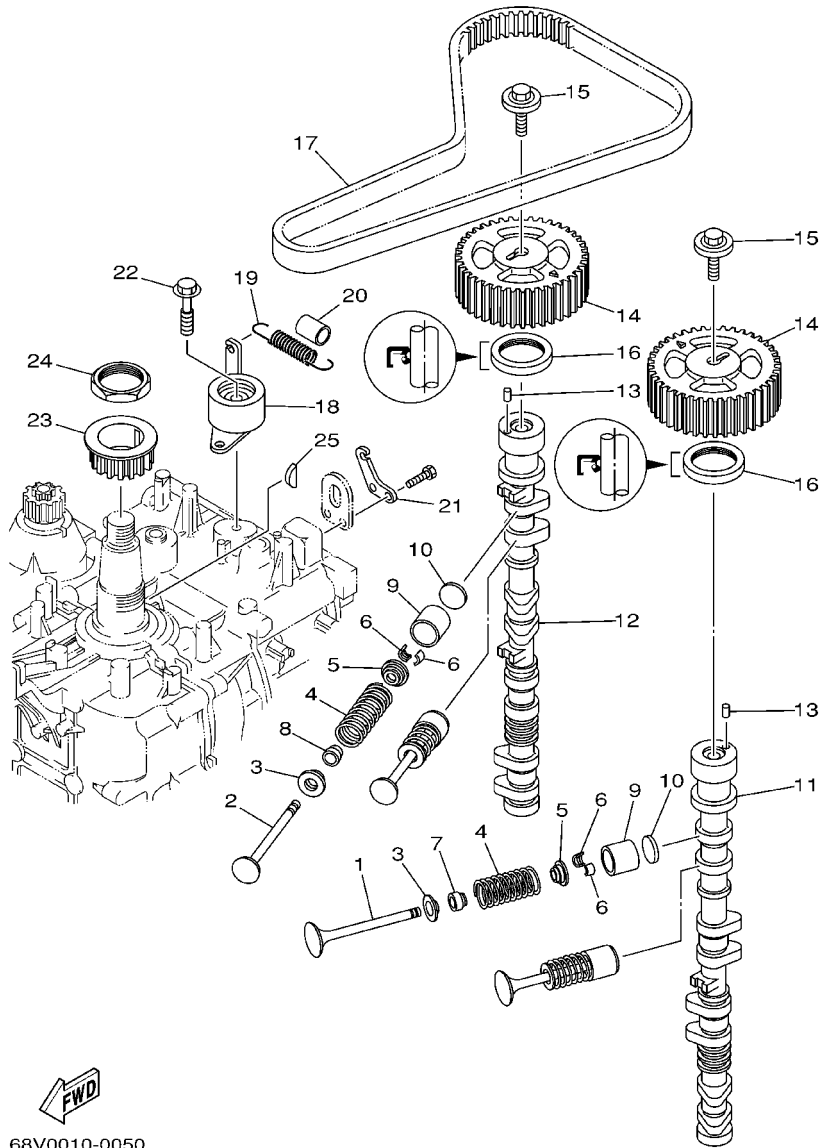


FIG. 4 CYLINDER. CRANKCASE 2

| REF. NO. | PART NO. | DESCRIPTION | 68V2 | 68W2 | REMARKS |
|----------|-----------------|----------------------------|------|------|---------|
| | | | | | |
| 28 | 92995-06600 | WASHER | 14 | 14 | |
| 29 | 67F-11192-00 | COVER, CYLINDER HEAD 2 | 1 | 1 | |
| 30 | 90159-06M29 | SCREW, WITH WASHER | 5 | 5 | |
| 31 | 68V-12411-00 | THERMOSTAT | 1 | 1 | |
| 32 | 68V-12413-00-1S | COVER, THERMOSTAT | 1 | 1 | |
| 33 | 97095-06025 | BOLT | 2 | 2 | |
| 34 | 92995-06600 | WASHER | 2 | 2 | |
| 35 | 6G8-15363-00 | PLUG, OIL | 1 | 1 | |
| 36 | 93210-24M79 | O-RING | 1 | 1 | |
| 37 | 68V-83626-00 | MARK 6 | 1 | 1 | |
| 38 | 94702-00400 | PLUG, SPARK (NGK LFR6A-11) | 4 | 4 | |
| | | | | | |
| | | | | | |
| | | | | | |
| | | | | | |
| | | | | | |

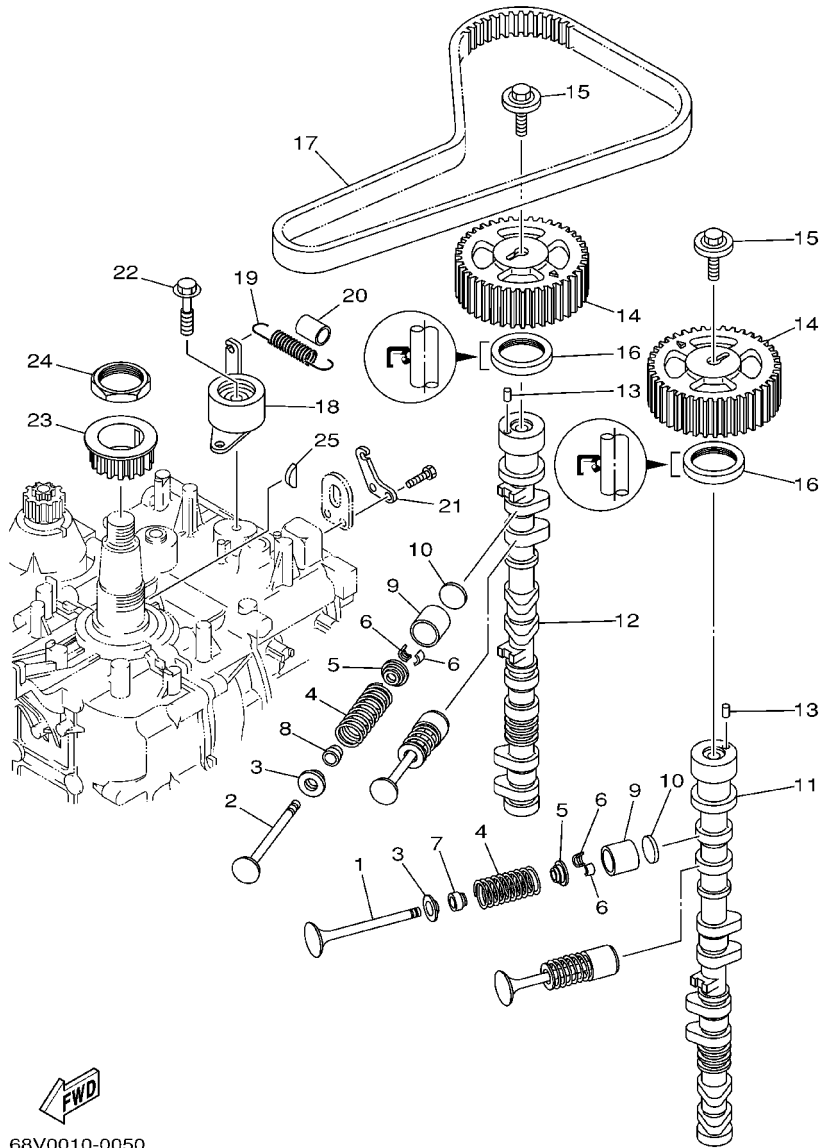
FIG. 5 VALVE



| REF. NO. | PART NO. | DESCRIPTION | 68V2 | 68W2 | REMARKS |
|----------|--------------|------------------------|------|------|---------|
| | | | | | |
| 1 | 68V-12111-00 | VALVE, INTAKE | 8 | 8 | |
| 2 | 68V-12121-00 | VALVE, EXHAUST | 8 | 8 | |
| 3 | 67F-12116-00 | SEAT, VALVE SPRING | 16 | 16 | |
| 4 | 67F-12114-00 | SPRING, VALVE OUTER | 16 | 16 | |
| 5 | 67F-12117-00 | RETAINER, VALVE SPRING | 16 | 16 | |
| 6 | 67F-12118-00 | COTTER, VALVE | 32 | 32 | |
| 7 | K0A-A3721-00 | SEAL, VALVE STEM | 8 | 8 | |
| 8 | K0A-A3722-00 | SEAL, VALVE STEM 2 | 8 | 8 | |
| 9 | 67F-12153-00 | LIFTER, VALVE | 16 | 16 | |
| 10 | 67F-12168-00 | PAD, ADJUSTING (2.000) | 16 | 16 | UR |
| | 67F-12168-10 | PAD, ADJUSTING (2.025) | 16 | 16 | UR |
| | 67F-12168-20 | PAD, ADJUSTING (2.050) | 16 | 16 | UR |
| | 67F-12168-30 | PAD, ADJUSTING (2.075) | 16 | 16 | UR |
| | 67F-12168-40 | PAD, ADJUSTING (2.100) | 16 | 16 | UR |
| | 67F-12168-50 | PAD, ADJUSTING (2.125) | 16 | 16 | UR |
| | 67F-12168-60 | PAD, ADJUSTING (2.150) | 16 | 16 | UR |
| | 67F-12168-70 | PAD, ADJUSTING (2.175) | 16 | 16 | UR |
| | 67F-12168-80 | PAD, ADJUSTING (2.200) | 16 | 16 | UR |
| | 67F-12168-A0 | PAD, ADJUSTING (2.225) | 16 | 16 | UR |
| | 67F-12168-B0 | PAD, ADJUSTING (2.250) | 16 | 16 | UR |
| | 67F-12168-C0 | PAD, ADJUSTING (2.275) | 16 | 16 | UR |
| | 67F-12168-D0 | PAD, ADJUSTING (2.300) | 16 | 16 | UR |
| | 67F-12168-E0 | PAD, ADJUSTING (2.325) | 16 | 16 | UR |
| | 67F-12168-F0 | PAD, ADJUSTING (2.350) | 16 | 16 | UR |
| | 67F-12168-G0 | PAD, ADJUSTING (2.375) | 16 | 16 | UR |
| | 67F-12168-H0 | PAD, ADJUSTING (2.400) | 16 | 16 | UR |
| | 67F-12168-J0 | PAD, ADJUSTING (2.425) | 16 | 16 | UR |

FWD
68V0010-0050

FIG. 5 VALVE

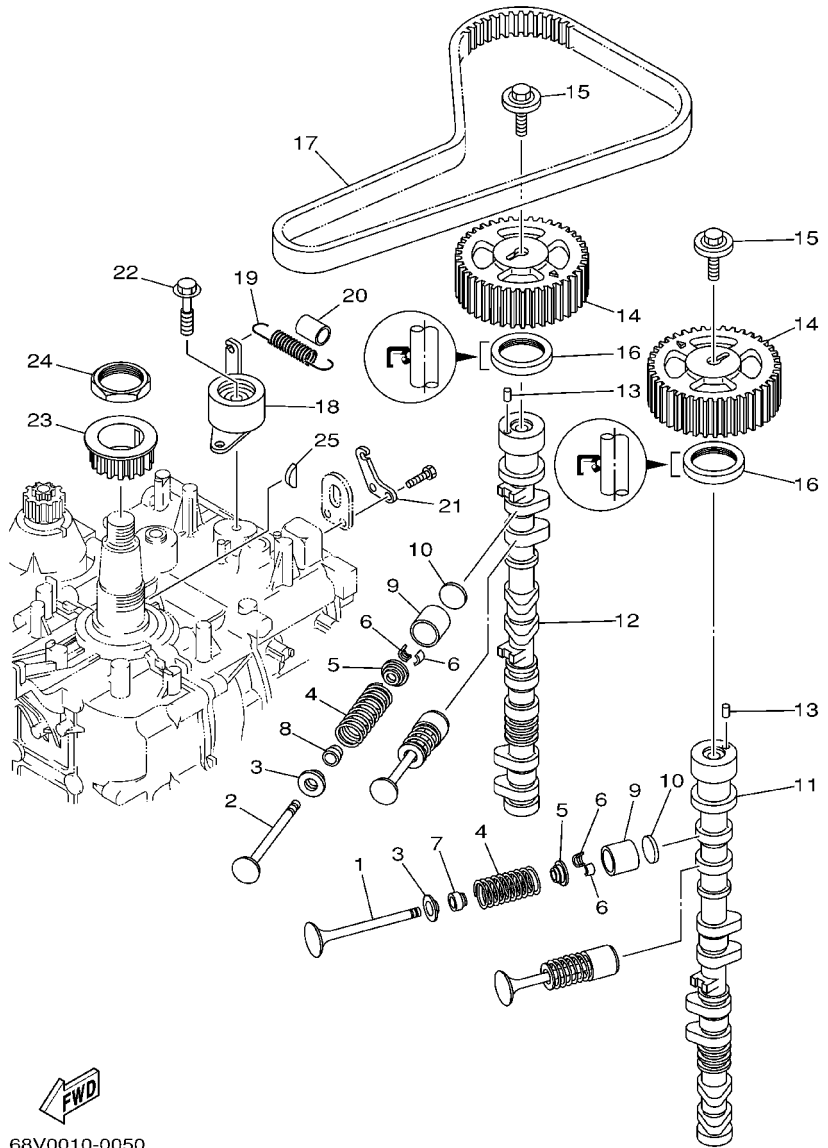


| REF. NO. | PART NO. | DESCRIPTION | 68V2 | 68W2 | REMARKS |
|----------|--------------|------------------------|------|------|---------|
| | | | | | |
| 10 | 67F-12168-K0 | PAD, ADJUSTING (2.450) | 16 | 16 | UR |
| | 67F-12168-L0 | PAD, ADJUSTING (2.475) | 16 | 16 | UR |
| | 67F-12168-M0 | PAD, ADJUSTING (2.500) | 16 | 16 | UR |
| | 67F-12168-N0 | PAD, ADJUSTING (2.525) | 16 | 16 | UR |
| | 67F-12168-P0 | PAD, ADJUSTING (2.550) | 16 | 16 | UR |
| | 67F-12168-R0 | PAD, ADJUSTING (2.575) | 16 | 16 | UR |
| | 67F-12168-S0 | PAD, ADJUSTING (2.600) | 16 | 16 | UR |
| | 67F-12168-T0 | PAD, ADJUSTING (2.625) | 16 | 16 | UR |
| | 67F-12168-U0 | PAD, ADJUSTING (2.650) | 16 | 16 | UR |
| | 67F-12168-V0 | PAD, ADJUSTING (2.675) | 16 | 16 | UR |
| | 67F-12168-W0 | PAD, ADJUSTING (2.700) | 16 | 16 | UR |
| | 67F-12168-X0 | PAD, ADJUSTING (2.725) | 16 | 16 | UR |
| | 67F-12168-Y0 | PAD, ADJUSTING (2.750) | 16 | 16 | UR |
| | 67F-12169-00 | PAD, ADJUSTING (2.775) | 16 | 16 | UR |
| | 67F-12169-10 | PAD, ADJUSTING (2.800) | 16 | 16 | UR |
| | 67F-12169-20 | PAD, ADJUSTING (2.825) | 16 | 16 | UR |
| | 67F-12169-30 | PAD, ADJUSTING (2.850) | 16 | 16 | UR |
| | 67F-12169-40 | PAD, ADJUSTING (2.875) | 16 | 16 | UR |
| | 67F-12169-50 | PAD, ADJUSTING (2.900) | 16 | 16 | UR |
| | 67F-12169-60 | PAD, ADJUSTING (2.925) | 16 | 16 | UR |
| | 67F-12169-70 | PAD, ADJUSTING (2.950) | 16 | 16 | UR |
| | 67F-12169-80 | PAD, ADJUSTING (2.975) | 16 | 16 | UR |
| | 67F-12169-A0 | PAD, ADJUSTING (3.000) | 16 | 16 | UR |
| | 67F-12169-B0 | PAD, ADJUSTING (3.025) | 16 | 16 | UR |
| | 67F-12169-C0 | PAD, ADJUSTING (3.050) | 16 | 16 | UR |
| | 67F-12169-D0 | PAD, ADJUSTING (3.075) | 16 | 16 | UR |
| | 67F-12169-E0 | PAD, ADJUSTING (3.100) | 16 | 16 | UR |



68V0010-0050

FIG. 5 VALVE

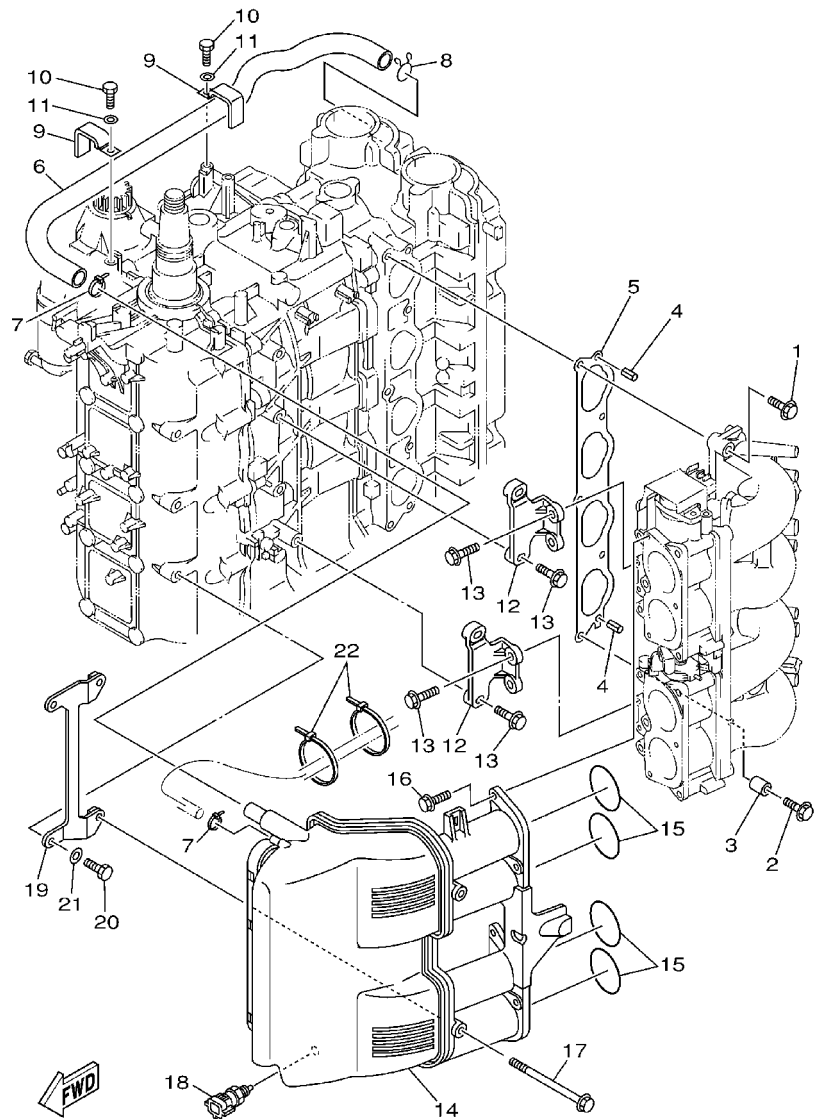


| REF. NO. | PART NO. | DESCRIPTION | 68V2 | 68W2 | REMARKS |
|----------|--------------|------------------------|------|------|---------|
| | | | | | |
| 10 | 67F-12169-F0 | PAD, ADJUSTING (3.125) | 16 | 16 | UR |
| | 67F-12169-G0 | PAD, ADJUSTING (3.150) | 16 | 16 | UR |
| | 67F-12169-H0 | PAD, ADJUSTING (3.175) | 16 | 16 | UR |
| | 67F-12169-J0 | PAD, ADJUSTING (3.200) | 16 | 16 | UR |
| | 67F-12169-K0 | PAD, ADJUSTING (3.225) | 16 | 16 | UR |
| | 67F-12169-L0 | PAD, ADJUSTING (3.250) | 16 | 16 | UR |
| | 67F-12169-M0 | PAD, ADJUSTING (3.275) | 16 | 16 | UR |
| | 67F-12169-N0 | PAD, ADJUSTING (3.300) | 16 | 16 | UR |
| 11 | 67F-12171-00 | CAMSHAFT 1 | 1 | 1 | |
| 12 | 67F-12181-00 | CAMSHAFT 2 | 1 | 1 | |
| 13 | 93605-10108 | PIN, DOWEL | 2 | 2 | |
| 14 | 67F-11537-00 | GEAR, DRIVEN | 2 | 2 | |
| 15 | 90119-10M06 | BOLT, WITH WASHER | 2 | 2 | |
| 16 | 93102-38M59 | OIL SEAL | 2 | 2 | |
| 17 | 67F-46241-00 | BELT | 1 | 1 | |
| 18 | 67F-11590-00 | TENSIONER ASSY | 1 | 1 | |
| 19 | 90506-16M39 | SPRING, TENSION | 1 | 1 | |
| 20 | 90445-15M03 | HOSE (L23) | 1 | 1 | |
| 21 | 67F-11595-00 | PLATE, VALVE | 1 | 1 | |
| 22 | 90119-10M72 | BOLT, WITH WASHER | 1 | 1 | |
| 23 | 67F-11536-00 | GEAR, DRIVE | 1 | 1 | |
| 24 | 90170-40003 | NUT | 1 | 1 | |
| 25 | 90280-04008 | KEY, WOODRUFF | 1 | 1 | |



68V0010-0050

FIG. 6 INTAKE 1



68V1010-2060

| REF. NO. | PART NO. | DESCRIPTION | 68V2 | 68W2 | REMARKS |
|----------|-----------------|-----------------------|------|------|---------|
| 1 | 97575-08540 | BOLT, WITH WASHER | 4 | 4 | |
| 2 | 90119-08M68 | BOLT, WITH WASHER | 1 | 1 | |
| 3 | 90387-08M32 | COLLAR | 1 | 1 | |
| 4 | 91690-50014 | PIN, SPRING | 2 | 2 | |
| 5 | 68V-13645-00 | GASKET, MANIFOLD 1 | 1 | 1 | |
| 6 | 67F-15373-00 | PIPE, BREATHER | 1 | 1 | |
| 7 | 90465-11M10 | CLAMP | 2 | 2 | |
| 8 | 90467-20M15 | CLIP | 1 | 1 | |
| 9 | 90465-12M03 | CLAMP | 2 | 2 | |
| 10 | 97095-06012 | BOLT | 2 | 2 | |
| 11 | 92995-06600 | WASHER | 2 | 2 | |
| 12 | 68V-14291-00-94 | BRACKET 1 | 2 | 2 | |
| 13 | 90119-06M49 | BOLT, WITH WASHER | 8 | 8 | |
| 14 | 68V-14440-00 | SILENCER ASSY, INTAKE | 1 | 1 | |
| 15 | 93210-48MJ9 | O-RING | 4 | 4 | |
| 16 | 90119-06M82 | BOLT, WITH WASHER | 6 | 6 | |
| 17 | 90119-06ME1 | BOLT, WITH WASHER | 2 | 2 | |
| 18 | 65L-85886-00 | THERMOSENSOR | 1 | 1 | |
| 19 | 68V-14292-00 | BRACKET 2 | 1 | 1 | |
| 20 | 97095-08020 | BOLT | 2 | 2 | |
| 21 | 92995-08600 | WASHER | 2 | 2 | |
| 22 | 90465-13M18 | CLAMP | 2 | 2 | |

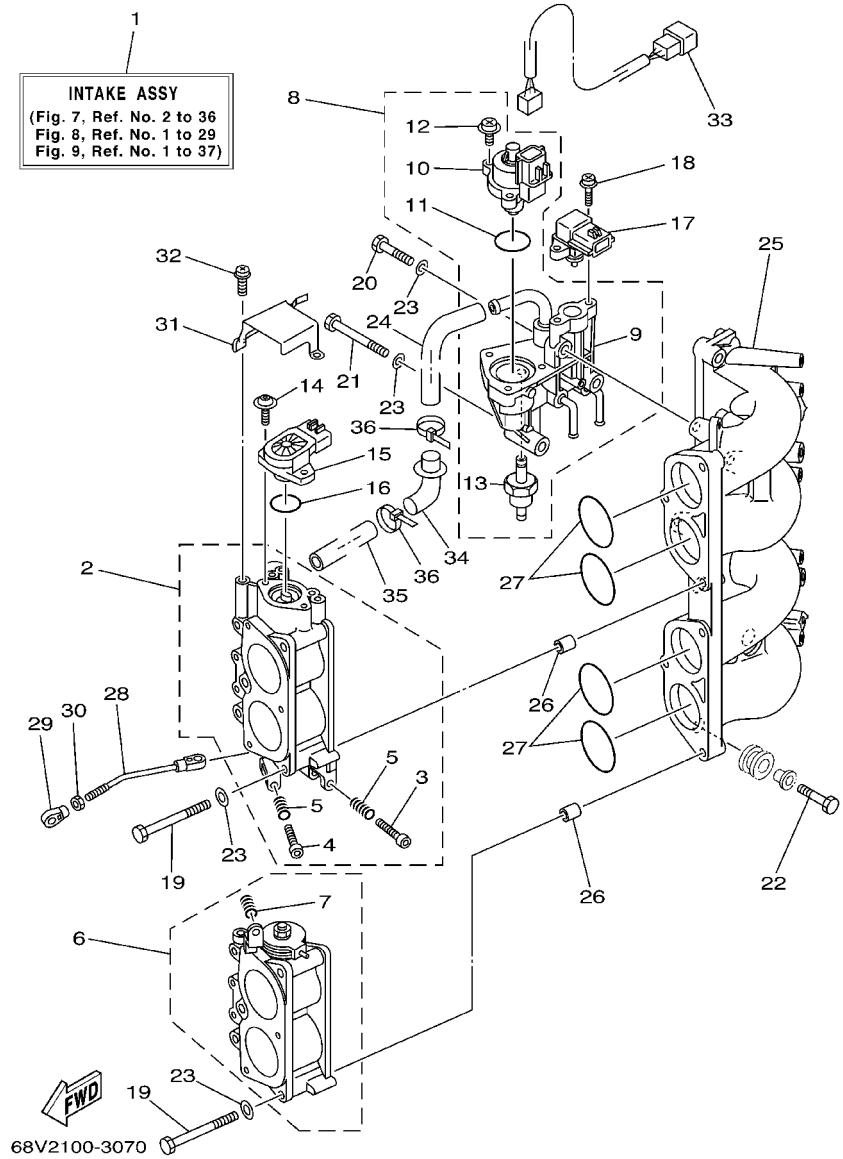
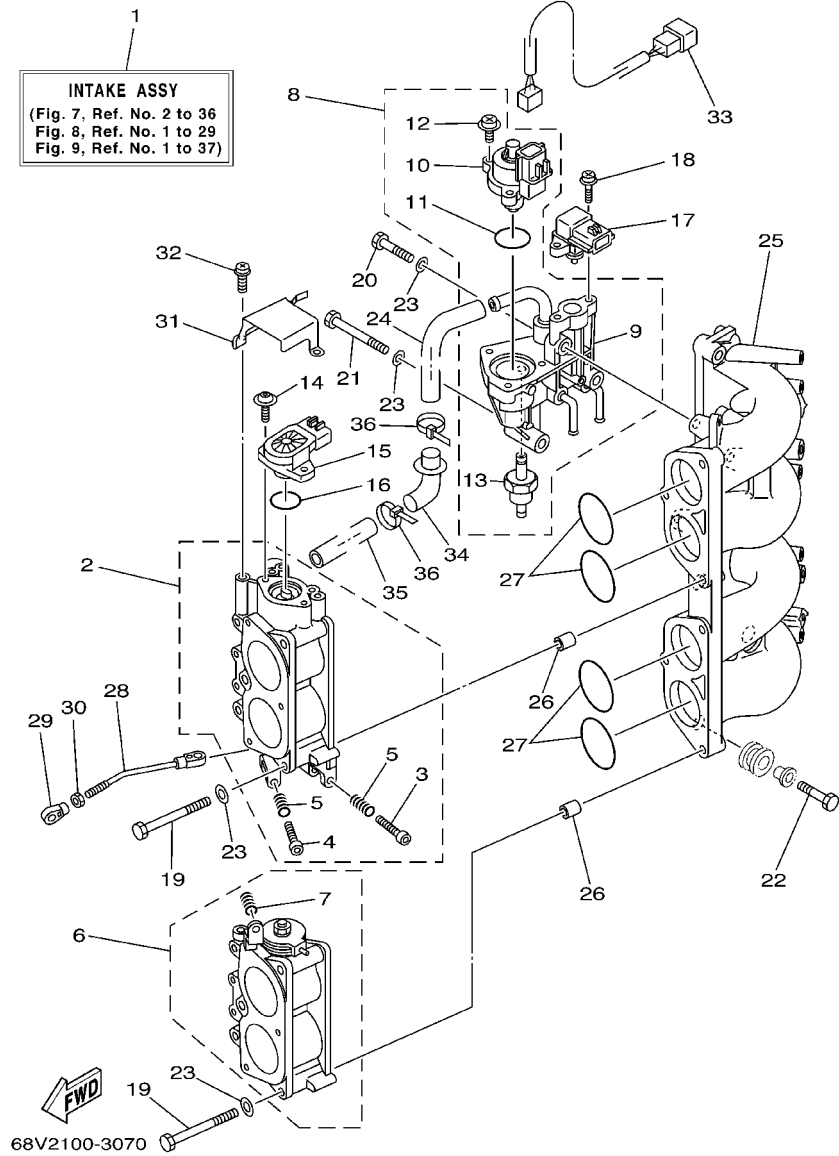


FIG. 7 INTAKE 2

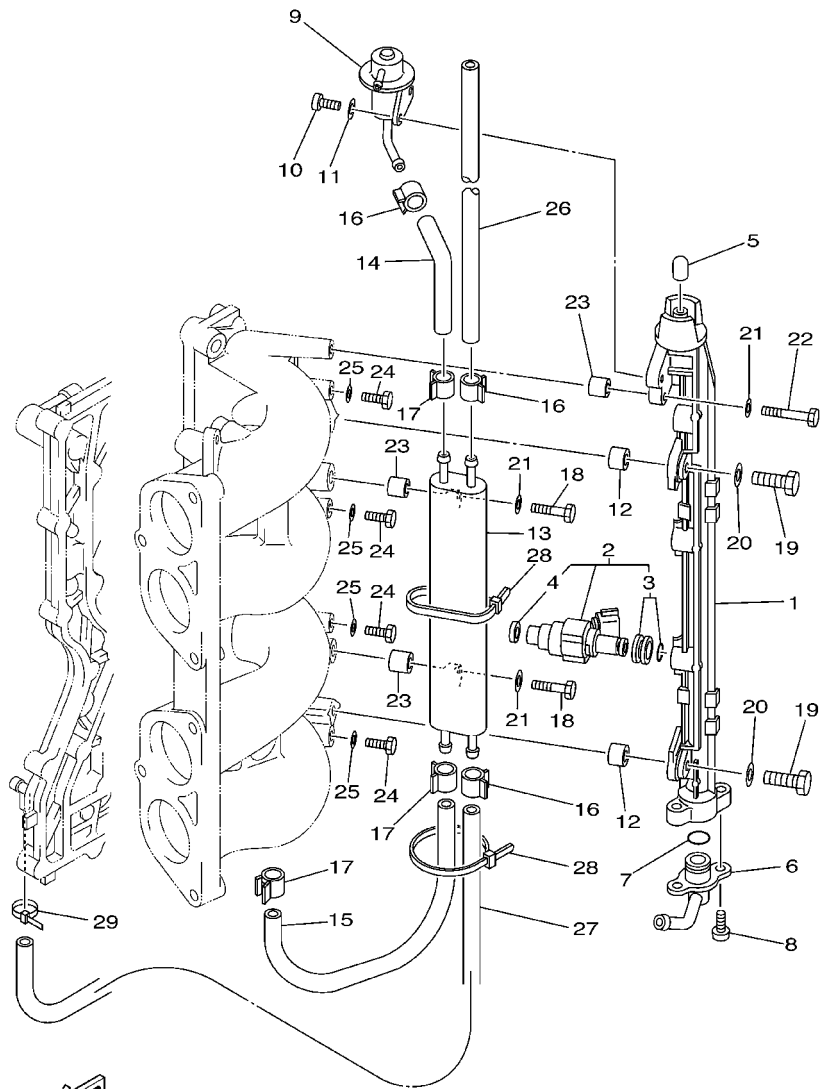
| REF. NO. | PART NO. | DESCRIPTION | 68V2 | 68W2 | REMARKS |
|----------|-----------------|-------------------------|------|------|---------|
| 1 | 68V-14200-02 | INTAKE ASSY | 1 | 1 | |
| 2 | 68V-13751-01 | BODY, THROTTLE 1 | 1 | 1 | |
| 3 | 68V-14323-00 | .SCREW, AIR ADJUSTING | 1 | 1 | |
| 4 | 68V-14321-00 | .SCREW, THROTTLE | 1 | 1 | |
| 5 | 68V-14331-00 | .SPRING, THROTTLE VALVE | 2 | 2 | |
| 6 | 68V-13752-01 | BODY, THROTTLE 2 | 1 | 1 | |
| 7 | 68V-14331-00 | .SPRING, THROTTLE VALVE | 1 | 1 | |
| 8 | 68V-13105-00 | CONTROL VALVE ASSY | 1 | 1 | |
| 9 | 68V-14960-00 | .BODY ASSY | 1 | 1 | |
| 10 | 68V-1312A-00 | .VALVE, CONTROL | 1 | 1 | |
| 11 | 68V-13473-00 | .O-RING | 1 | 1 | |
| 12 | 68V-81146-01 | .SCREW 2 | 3 | 3 | |
| 13 | 68V-14511-00 | .FILTER ASSY | 1 | 1 | |
| 14 | 68V-81145-01 | SCREW 1 | 2 | 2 | |
| 15 | 68V-85885-00 | THROTTLE SENSOR ASSY | 1 | 1 | |
| 16 | 68V-8182L-00 | O-RING 1 | 1 | 1 | |
| 17 | 68V-82380-00 | SENSOR, PRESSURE | 1 | 1 | |
| 18 | 68V-81147-00 | SCREW 3 | 2 | 2 | |
| 19 | 68V-14496-00 | BOLT | 6 | 6 | |
| 20 | 68V-13574-00 | BOLT 2 | 1 | 1 | |
| 21 | 68V-13573-00 | BOLT 1 | 2 | 2 | |
| 22 | 68V-14777-00 | BOLT | 3 | 3 | |
| 23 | 68V-14475-00 | WASHER | 9 | 9 | |
| 24 | 68V-14419-10 | PIPE | 1 | 1 | |
| 25 | 68V-13641-00-94 | MANIFOLD 1 | 1 | 1 | |
| 26 | 99530-10114 | PIN, DOWEL | 4 | 4 | |
| 27 | 93210-48MG8 | O-RING | 4 | 4 | |

FIG. 7 INTAKE 2



| REF. NO. | PART NO. | DESCRIPTION | 68V2 | 68W2 | REMARKS |
|----------|--------------|----------------------|------|------|---------|
| 28 | 68V-41237-00 | JOINT, LINK | 1 | 1 | |
| 29 | 6H4-41237-00 | JOINT, LINK | 1 | 1 | |
| 30 | 95380-05700 | NUT | 1 | 1 | |
| 31 | 68V-1441L-00 | BRACKET 1 | 1 | 1 | |
| 32 | 68V-81145-00 | SCREW 1 | 3 | 3 | |
| 33 | 68V-8259N-00 | WIRE HARNESS ASSY 3 | 1 | 1 | |
| 34 | 68V-14453-00 | JOINT, AIR CLEANER 1 | 1 | 1 | |
| 35 | 68V-1441J-00 | PIPE, SILENCER | 1 | 1 | |
| 36 | 68V-2417H-00 | CLAMP 1 | 2 | 2 | |
| | | | | | |
| | | | | | |
| | | | | | |
| | | | | | |
| | | | | | |

FIG. 8 FUEL INJECTION NOZZLE

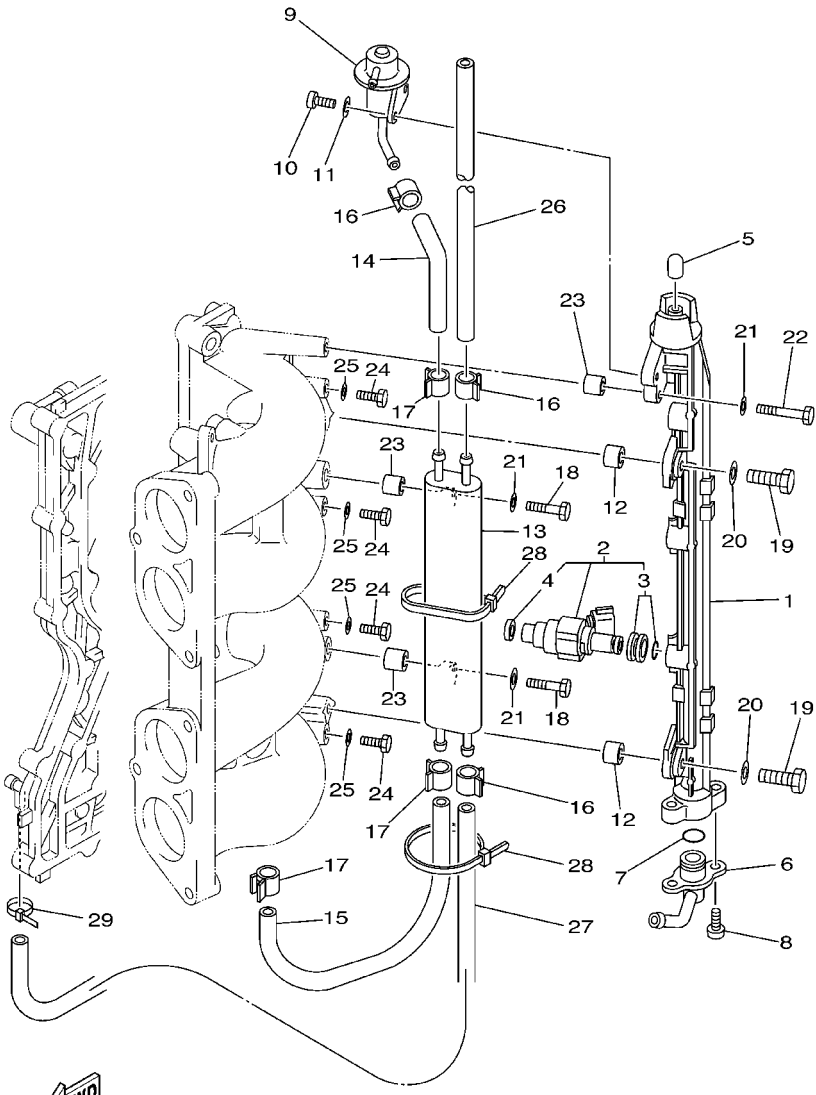


68V1010-2080

| REF. NO. | PART NO. | DESCRIPTION | 68V2 | 68W2 | REMARKS |
|----------|--------------|----------------------|------|------|---------|
| 1 | 68V-13160-00 | DELIVERY PIPE ASSY 1 | 1 | 1 | |
| 2 | 68V-8A360-00 | INJECTOR UNIT | 4 | 4 | |
| 3 | 68V-1410B-00 | .PACKING KIT | 1 | 1 | |
| 4 | 68V-13766-00 | .RUBBER, INJECTOR | 1 | 1 | |
| 5 | 68V-14225-00 | CAP | 1 | 1 | |
| 6 | 68V-13435-00 | NIPPLE | 1 | 1 | |
| 7 | 68V-14397-00 | O-RING | 1 | 1 | |
| 8 | 68V-81147-00 | SCREW 3 | 2 | 2 | |
| 9 | 68V-13906-00 | REGULATOR, PRESSURE | 1 | 1 | |
| 10 | 68V-14565-00 | SCREW | 2 | 2 | |
| 11 | 68V-14356-00 | WASHER, SPRING | 2 | 2 | |
| 12 | 68V-14264-00 | COLLAR | 2 | 2 | |
| 13 | 68V-21841-00 | COOLER | 1 | 1 | |
| 14 | 68V-13971-00 | PIPE, FUEL 1 | 1 | 1 | |
| 15 | 68V-13972-00 | PIPE, FUEL 2 | 1 | 1 | |
| 16 | 68V-24519-00 | CLIP | 3 | 3 | |
| 17 | 68V-2411M-00 | CLIP | 3 | 3 | |
| 18 | 68V-14777-00 | BOLT | 2 | 2 | |
| 19 | 68V-14428-00 | BOLT | 2 | 2 | |
| 20 | 68V-14475-00 | WASHER | 2 | 2 | |
| 21 | 68V-14357-00 | WASHER, PLAIN | 3 | 3 | |
| 22 | 68V-14446-00 | BOLT | 1 | 1 | |
| 23 | 68V-14265-00 | COLLAR | 3 | 3 | |
| 24 | 97095-06010 | BOLT | 4 | 4 | |
| 25 | 90430-06014 | GASKET | 4 | 4 | |
| 26 | 68V-2447A-00 | HOSE 1 | 1 | 1 | |
| 27 | 68V-2247B-00 | HOSE 2 | 1 | 1 | |

FIG. 8 FUEL INJECTION NOZZLE

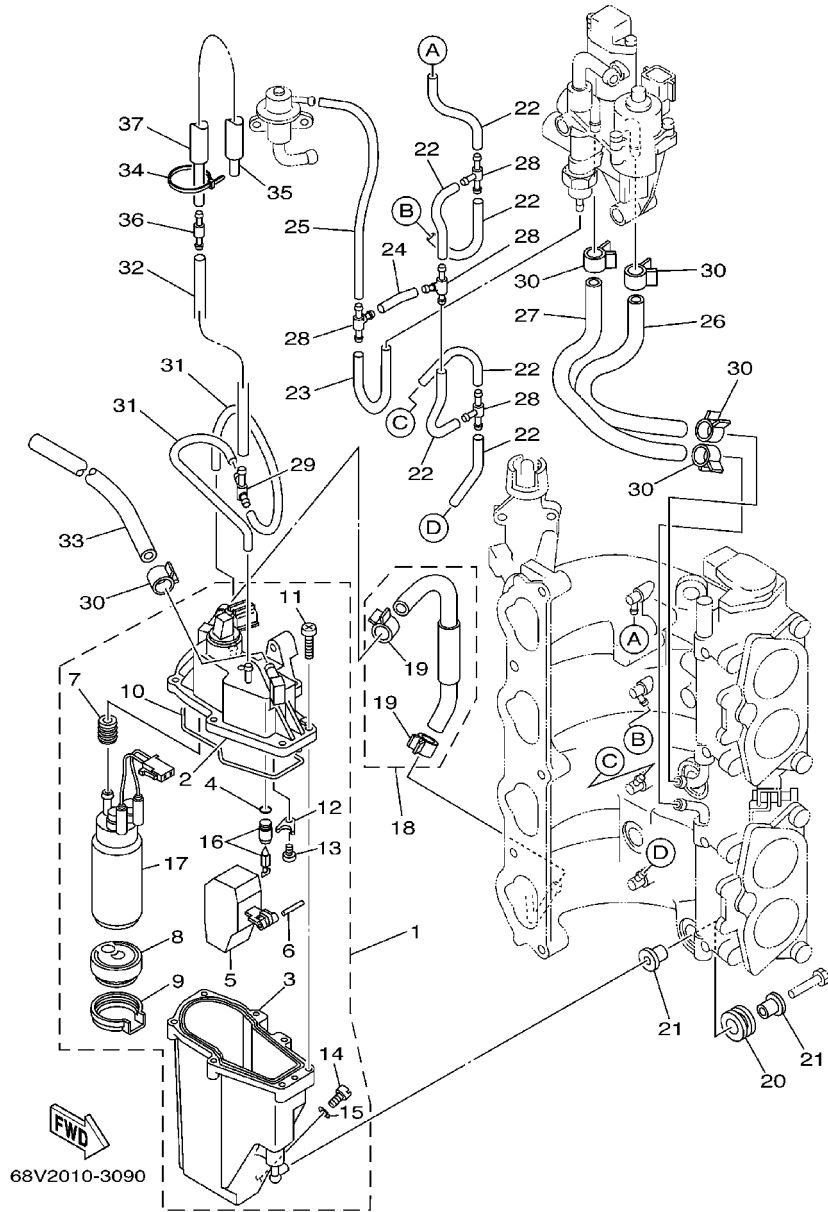
| REF. NO. | PART NO. | DESCRIPTION | 68V2 | 68W2 | REMARKS |
|----------|--------------|-------------|------|------|---------|
| 28 | 68V-2481H-00 | CLAMP | 2 | 2 | |
| 29 | 90465-11M10 | CLAMP | 1 | 1 | |
| <hr/> | | | | | |
| <hr/> | | | | | |
| <hr/> | | | | | |
| <hr/> | | | | | |
| <hr/> | | | | | |
| <hr/> | | | | | |
| <hr/> | | | | | |
| <hr/> | | | | | |
| <hr/> | | | | | |
| <hr/> | | | | | |
| <hr/> | | | | | |



FWD

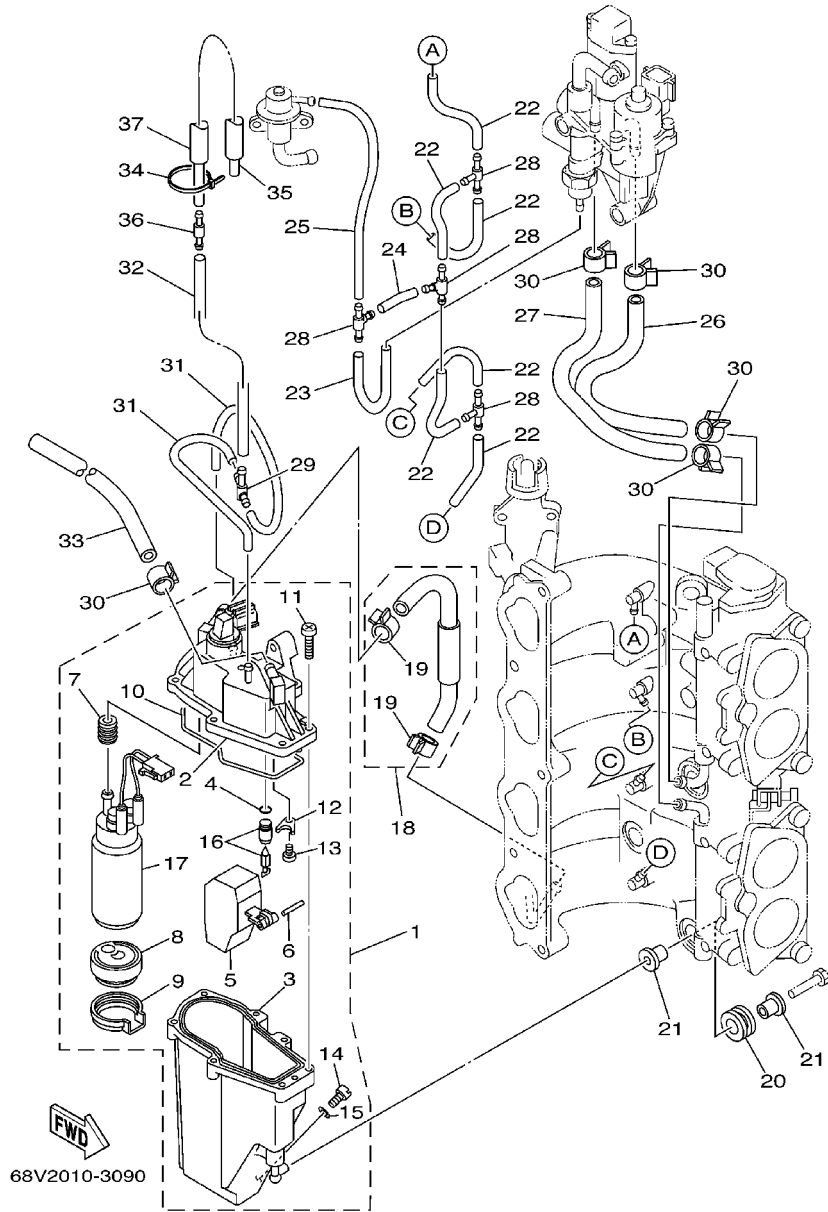
68V1010-2080

FIG. 9 FUEL INJECTION PUMP



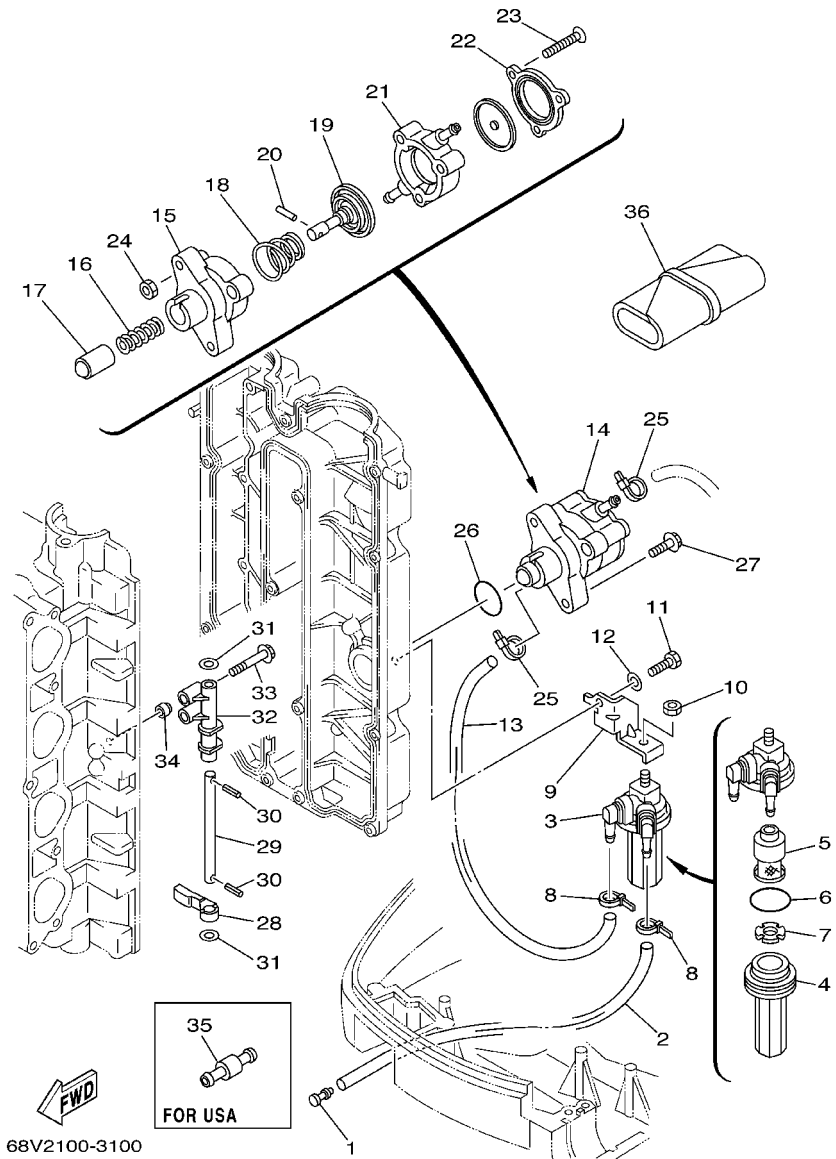
| REF. NO. | PART NO. | DESCRIPTION | 68V2 | 68W2 | REMARKS |
|----------|--------------|------------------------|------|------|---------|
| 1 | 68V-14180-01 | FLOAT CHAMBER ASSY | 1 | 1 | |
| 2 | 68V-14182-01 | .COVER, FLOAT CHAMBER | 1 | 1 | |
| 3 | 68V-14181-00 | .BODY, FLOAT CHAMBER 1 | 1 | 1 | |
| 4 | 68V-13769-00 | .O-RING | 1 | 1 | |
| 5 | 68V-14985-00 | .FLOAT | 1 | 1 | |
| 6 | 68V-14386-00 | .PIN, FLOAT | 1 | 1 | |
| 7 | 68V-13781-00 | .DAMPER, PUMP | 1 | 1 | |
| 8 | 68V-13915-00 | .FILTER | 1 | 1 | |
| 9 | 68V-13784-00 | .COVER, PUMP | 1 | 1 | |
| 10 | 68V-14984-00 | .GASKET, FLOAT CHAMBER | 1 | 1 | |
| 11 | 68V-14567-00 | .SCREW | 7 | 7 | |
| 12 | 68V-14255-00 | .PLATE | 1 | 1 | |
| 13 | 68V-14592-00 | .SCREW | 1 | 1 | |
| 14 | 68V-14191-00 | .PLUG, DRAIN | 1 | 1 | |
| 15 | 68V-14126-00 | .GASKET | 1 | 1 | |
| 16 | 68V-14546-00 | .VALVE, NEEDLE | 1 | 1 | |
| 17 | 68V-13907-00 | .FUEL PUMP COMP. | 1 | 1 | |
| 18 | 68V-14807-00 | HOSE COMP. | 1 | 1 | |
| 19 | 68V-24387-00 | .CLIP | 2 | 2 | |
| 20 | 68V-13593-00 | DAMPER | 3 | 3 | |
| 21 | 68V-13716-00 | COLLAR | 6 | 6 | |
| 22 | 68V-13542-00 | HOSE, VACUUM SENSING 1 | 6 | 6 | |
| 23 | 68V-13533-00 | HOSE, VACUUM SENSING 4 | 1 | 1 | |
| 24 | 68V-13544-00 | HOSE, VACUUM SENSING 2 | 1 | 1 | |
| 25 | 68V-13532-00 | HOSE, VACUUM SENSING 3 | 1 | 1 | |
| 26 | 68V-13545-00 | HOSE 1 | 1 | 1 | |
| 27 | 68V-13546-00 | HOSE 2 | 1 | 1 | |

FIG. 9 FUEL INJECTION PUMP



| REF. NO. | PART NO. | DESCRIPTION | 68V2 | 68W2 | REMARKS |
|----------|--------------|------------------------|------|------|---------|
| | | | | | |
| 28 | 68V-24377-00 | PIPE, JOINT 3 | 4 | 4 | |
| 29 | 68V-24379-00 | PIPE, JOINT 4 | 1 | 1 | |
| 30 | 68V-13577-00 | CLIP | 5 | 5 | |
| 31 | 68V-13534-00 | HOSE, VACUUM SENSING 5 | 2 | 2 | |
| 32 | 68V-13547-01 | HOSE 3 | 1 | 1 | |
| 33 | 68V-14294-00 | HOSE | 1 | 1 | |
| 34 | 68V-2481H-00 | CLAMP | 1 | 1 | |
| 35 | 68V-13535-00 | HOSE, VACUUM SENSING 5 | 1 | 1 | |
| 36 | 68V-13490-01 | RELIEF VALVE ASSY | 1 | 1 | |
| 37 | 68V-13543-00 | HOSE, AIR | 1 | 1 | |
| | | | | | |
| | | | | | |
| | | | | | |
| | | | | | |
| | | | | | |
| | | | | | |
| | | | | | |
| | | | | | |
| | | | | | |
| | | | | | |

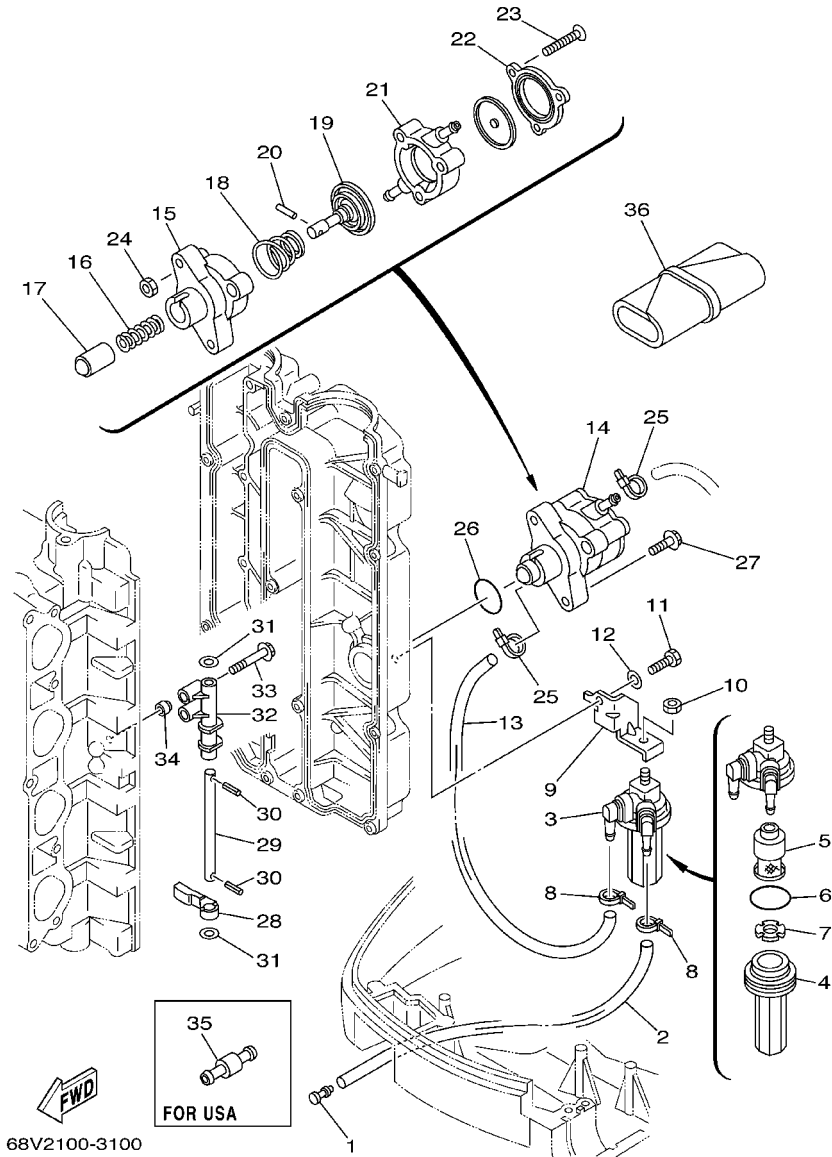
FIG. 10 FUEL 1



68V2100-3100

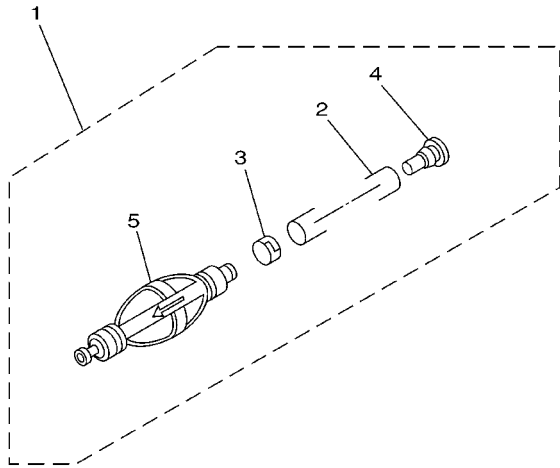
| REF. NO. | PART NO. | DESCRIPTION | 68V2 | 68W2 | REMARKS |
|----------|--------------|---------------------|------|------|---------|
| 1 | 689-85547-00 | DAMPER | 1 | 1 | |
| 2 | 90445-13M37 | HOSE (L2300) | 1 | 1 | |
| 3 | 68V-24560-01 | FILTER ASSY | 1 | 1 | |
| 4 | 68V-24521-01 | .CUP, FILTER | 1 | 1 | |
| 5 | 68V-24563-00 | .ELEMENT, FILTER | 1 | 1 | |
| 6 | 93210-32738 | .O-RING | 1 | 1 | |
| 7 | 68V-24469-01 | .FLOAT, WATER LEVEL | 1 | 1 | |
| 8 | 90465-11M10 | CLAMP | 2 | 2 | |
| 9 | 68V-24566-00 | BRACKET, FILTER | 1 | 1 | |
| 10 | 95380-08600 | NUT | 1 | 1 | |
| 11 | 97095-06016 | BOLT | 1 | 1 | |
| 12 | 92995-06600 | WASHER | 1 | 1 | |
| 13 | 90445-13M11 | HOSE (L300) | 1 | 1 | |
| 14 | 68V-24410-00 | FUEL PUMP ASSY | 1 | 1 | |
| 15 | 68V-24412-00 | .BODY 1 | 1 | 1 | |
| 16 | 68V-24454-00 | .SPRING | 1 | 1 | |
| 17 | 68V-13131-00 | .PLUNGER | 1 | 1 | |
| 18 | 68V-24423-00 | .SPRING, DIAPHRAGM | 1 | 1 | |
| 19 | 68V-24411-00 | .DIAPHRAGM | 1 | 1 | |
| 20 | 68V-24374-00 | .PIN | 1 | 1 | |
| 21 | 68V-24413-00 | .BODY 2 | 1 | 1 | |
| 22 | 68V-24414-00 | .BODY 3 | 1 | 1 | |
| 23 | 68V-24444-00 | .SCREW | 3 | 3 | |
| 24 | 68V-24149-00 | .NUT | 3 | 3 | |
| 25 | 90465-11M10 | CLAMP | 2 | 2 | |
| 26 | 93210-30682 | O-RING | 1 | 1 | |
| 27 | 90119-06M83 | BOLT, WITH WASHER | 2 | 2 | |

FIG. 10 FUEL 1



| REF. NO. | PART NO. | DESCRIPTION | 68V2 | 68W2 | REMARKS |
|----------|--------------|--------------------|------|------|---------|
| 28 | 67F-24575-00 | LEVER, FUEL CHANGE | 1 | 1 | |
| 29 | 68V-24495-00 | SHAFT | 1 | 1 | |
| 30 | 91609-25014 | PIN, SPRING | 2 | 2 | |
| 31 | 90201-08M12 | WASHER, PLATE | 2 | 2 | |
| 32 | 67F-24491-00 | BRACKET, FUEL PUMP | 1 | 1 | |
| 33 | 90119-07235 | BOLT, WITH WASHER | 2 | 2 | |
| 34 | 91809-08006 | PIN, DOWEL | 2 | 2 | |
| 35 | 6R3-24377-10 | PIPE, JOINT 3 | 1 | 1 | FOR USA |
| 36 | 67F-28100-00 | TOOL KIT | 1 | 1 | AP |

FIG. 11 FUEL 2

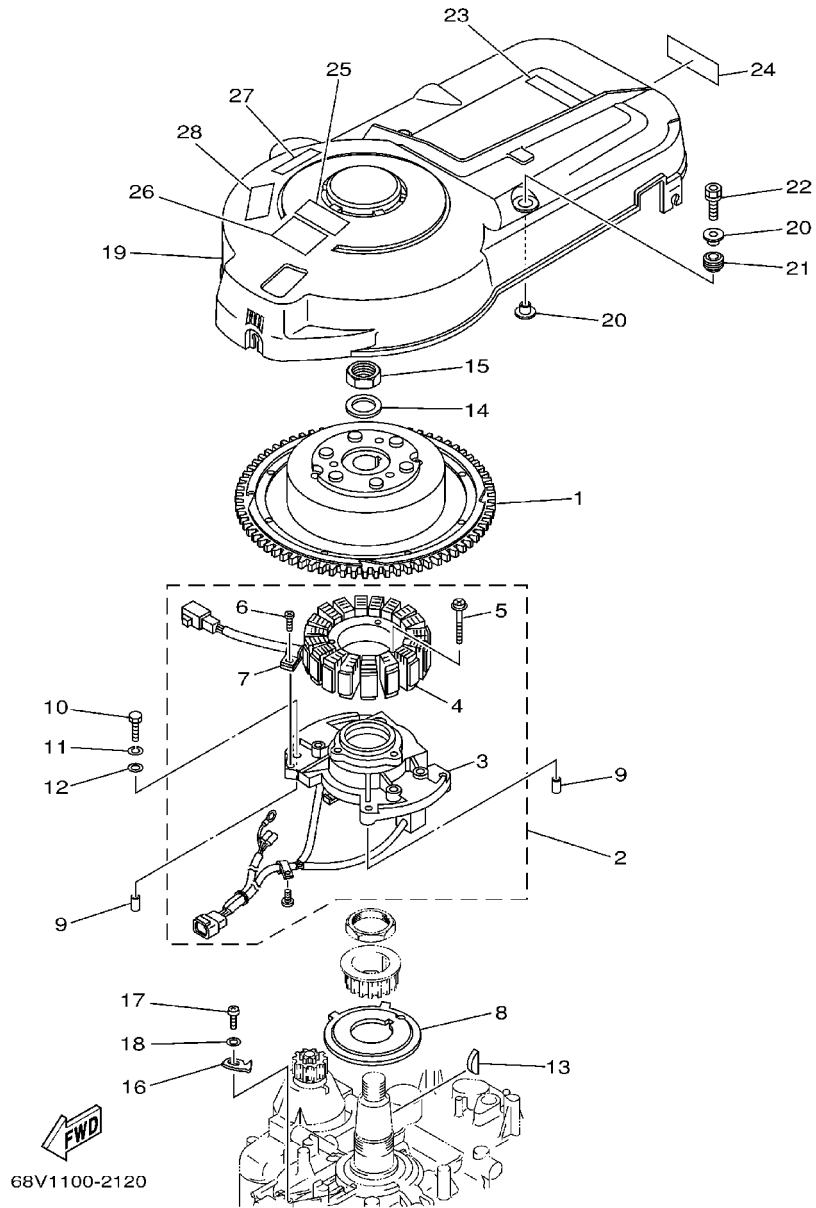


| REF. NO. | PART NO. | DESCRIPTION | 68V2 | 68W2 | | | | REMARKS |
|----------|--------------|-------------------|------|------|--|--|--|--------------------------------------|
| | | | | | | | | |
| 1 | 6Y2-24307-41 | FUEL PIPE COMP. 2 | 1 | 1 | | | | AP FOR CANADA, OCEANIA AP FOR USA |
| | 6Y2-24307-50 | FUEL PIPE COMP. 2 | 1 | 1 | | | | |
| 2 | 90445-13M01 | .HOSE (L:2050) | 1 | 1 | | | | |
| 3 | 6E5-24351-51 | .BAND 1 | 1 | 1 | | | | |
| 4 | 90480-06M19 | .GROMMET | 1 | 1 | | | | |
| 5 | 6Y2-24360-52 | .PRIMER PUMP ASSY | 1 | 1 | | | | FOR 6Y2-24307-41 |
| | 6Y2-24360-60 | .PRIMER PUMP ASSY | 1 | 1 | | | | FOR 6Y2-24307-50 |
| | | | | | | | | |
| | | | | | | | | |
| | | | | | | | | |
| | | | | | | | | |
| | | | | | | | | |



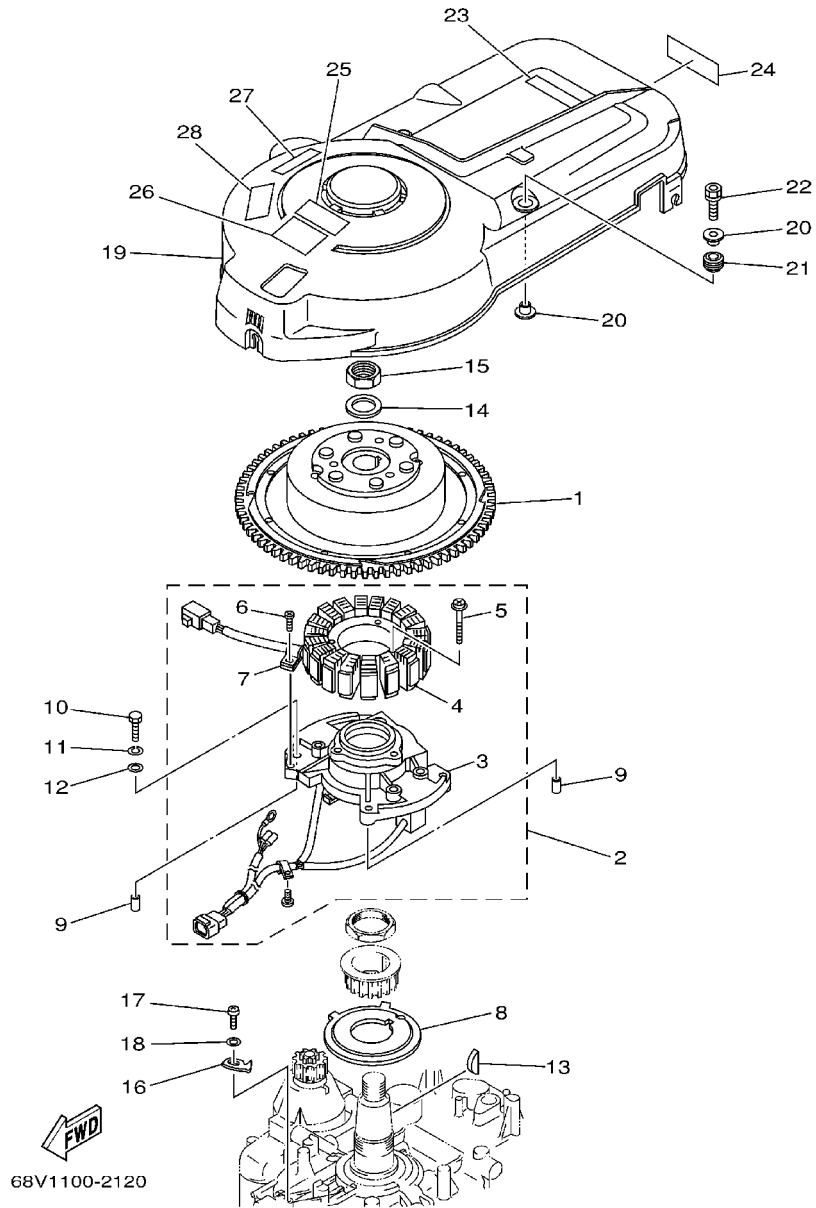
68V0100-0110

FIG. 12 GENERATOR



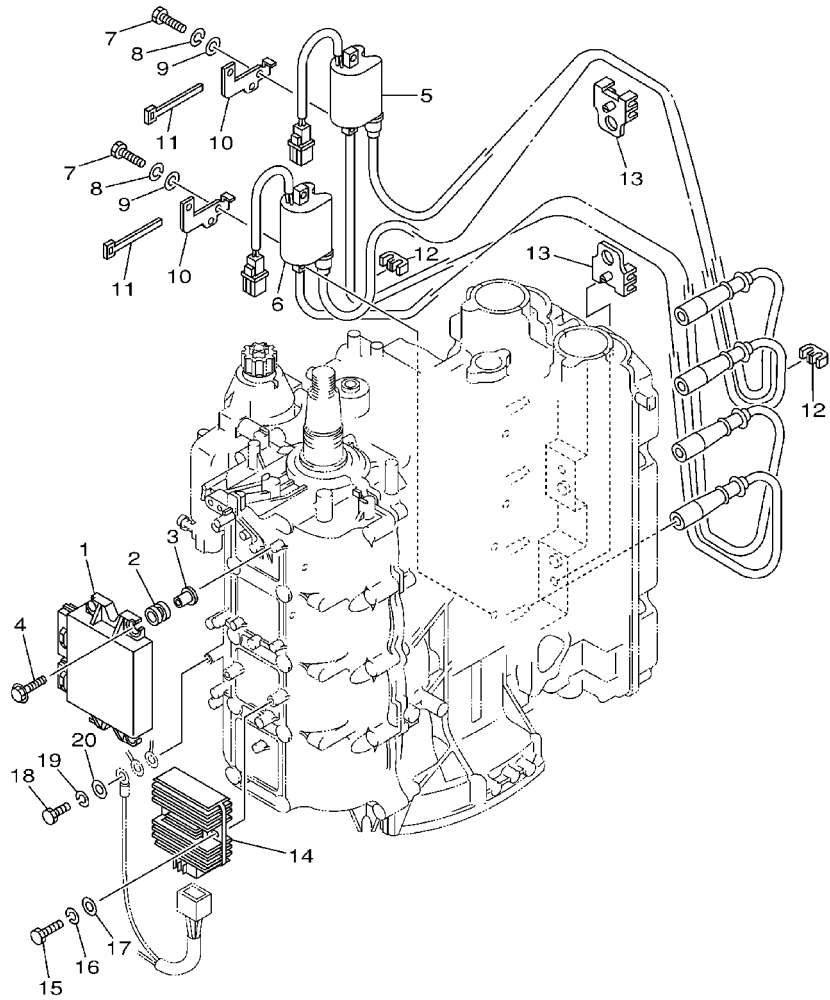
| REF. NO. | PART NO. | DESCRIPTION | 68V2 | 68W2 | REMARKS |
|----------|--------------|------------------------------|------|------|-----------------|
| 1 | 68V-81450-00 | ROTOR ASSY | 1 | 1 | |
| 2 | 68V-81460-00 | BASE ASSY | 1 | 1 | |
| 3 | 68V-85580-00 | .COIL, PULSER | 1 | 1 | |
| 4 | 68V-81410-00 | .STATOR ASSY | 1 | 1 | |
| 5 | 63D-81345-20 | .SCREW, WITH WASHER (M6X30) | 3 | 3 | |
| 6 | 97607-04112 | .SCREW, PAN HEAD WITH WASHER | 1 | 1 | |
| 7 | 445-81328-20 | .CLAMP | 1 | 1 | |
| 8 | 68V-81673-00 | ROTOR | 1 | 1 | |
| 9 | 99530-08012 | PIN, DOWEL | 2 | 2 | |
| 10 | 97095-06030 | BOLT | 4 | 4 | |
| 11 | 92995-06100 | WASHER, SPRING | 4 | 4 | |
| 12 | 92995-06600 | WASHER | 4 | 4 | |
| 13 | 90280-04M08 | KEY, WOODRUFF | 1 | 1 | |
| 14 | 90201-24014 | WASHER, PLATE | 1 | 1 | |
| 15 | 90179-24002 | NUT | 1 | 1 | |
| 16 | 67F-81332-00 | PLATE, TIMING | 1 | 1 | |
| 17 | 97885-06010 | SCREW, PAN HEAD | 1 | 1 | |
| 18 | 92995-06600 | WASHER | 1 | 1 | |
| 19 | 67F-81337-01 | COVER, FLYWHEEL | 1 | 1 | |
| 20 | 90387-06M71 | COLLAR | 4 | 4 | |
| 21 | 90480-15M31 | GROMMET | 2 | 2 | |
| 22 | 90119-06M92 | BOLT, WITH WASHER | 2 | 2 | |
| 23 | 67F-12138-40 | MARK, CAUTION | 1 | 1 | FOR USA,OCEANIA |
| | 67F-12138-50 | MARK, CAUTION | 1 | 1 | FOR CANADA |
| | 67F-12138-60 | MARK, CAUTION | 1 | 1 | FOR CARIB |
| 24 | 67F-13437-41 | MARK, CAUTION | 1 | 1 | FOR USA,OCEANIA |
| | 67F-13437-51 | MARK, CAUTION | 1 | 1 | FOR CANADA |

FIG. 12 GENERATOR



| REF. NO. | PART NO. | DESCRIPTION | 68V2 | 68W2 | | | REMARKS |
|----------|--------------|---------------|------|------|--|--|------------------|
| 24 | 67F-13437-61 | MARK, CAUTION | 1 | 1 | | | FOR CARIB |
| 25 | 6A1-83625-41 | MARK 5 | 1 | 1 | | | |
| 26 | 6A1-83625-51 | MARK 5 | 1 | 1 | | | FOR CANADA,CARIB |
| 27 | 6K1-83623-41 | MARK 3 | | 1 | | | |
| 28 | 6K1-83623-50 | MARK 3 | | 1 | | | FOR CANADA,CARIB |
| <hr/> | | | | | | | |
| <hr/> | | | | | | | |
| <hr/> | | | | | | | |
| <hr/> | | | | | | | |
| <hr/> | | | | | | | |
| <hr/> | | | | | | | |
| <hr/> | | | | | | | |
| <hr/> | | | | | | | |

FIG. 13 ELECTRICAL 1



68V0010-1120

| REF. NO. | PART NO. | DESCRIPTION | 68V2 | 68W2 | REMARKS |
|----------|--------------|----------------------------|------|------|---------|
| | | | | | |
| 1 | 68V-8591A-11 | ENGINE CONTROL UNIT ASSY | 1 | 1 | |
| 2 | 68V-82317-00 | DAMPER, IGNITION COIL | 4 | 4 | |
| 3 | 624-42542-00 | PIPE | 4 | 4 | |
| 4 | 90119-06M59 | BOLT, WITH WASHER | 4 | 4 | |
| 5 | 68V-82310-00 | IGNITION COIL ASSY | 1 | 1 | |
| 6 | 68V-82310-10 | IGNITION COIL ASSY | 1 | 1 | |
| 7 | 97095-06025 | BOLT | 4 | 4 | |
| 8 | 92995-06100 | WASHER, SPRING | 4 | 4 | |
| 9 | 92995-06600 | WASHER | 4 | 4 | |
| 10 | 68V-82388-00 | PLATE | 2 | 2 | |
| 11 | 90464-06001 | CLAMP | 2 | 2 | |
| 12 | 67F-82361-00 | CLAMP, CORD | 2 | 2 | |
| 13 | 67F-82362-00 | CLAMP, CORD 2 | 2 | 2 | |
| 14 | 68V-81960-00 | RECTIFIER & REGULATOR ASSY | 1 | 1 | |
| 15 | 97095-06025 | BOLT | 2 | 2 | |
| 16 | 92995-06100 | WASHER, SPRING | 2 | 2 | |
| 17 | 92995-06600 | WASHER | 2 | 2 | |
| 18 | 97095-06020 | BOLT | 1 | 1 | |
| 19 | 92995-06100 | WASHER, SPRING | 1 | 1 | |
| 20 | 92995-06600 | WASHER | 1 | 1 | |

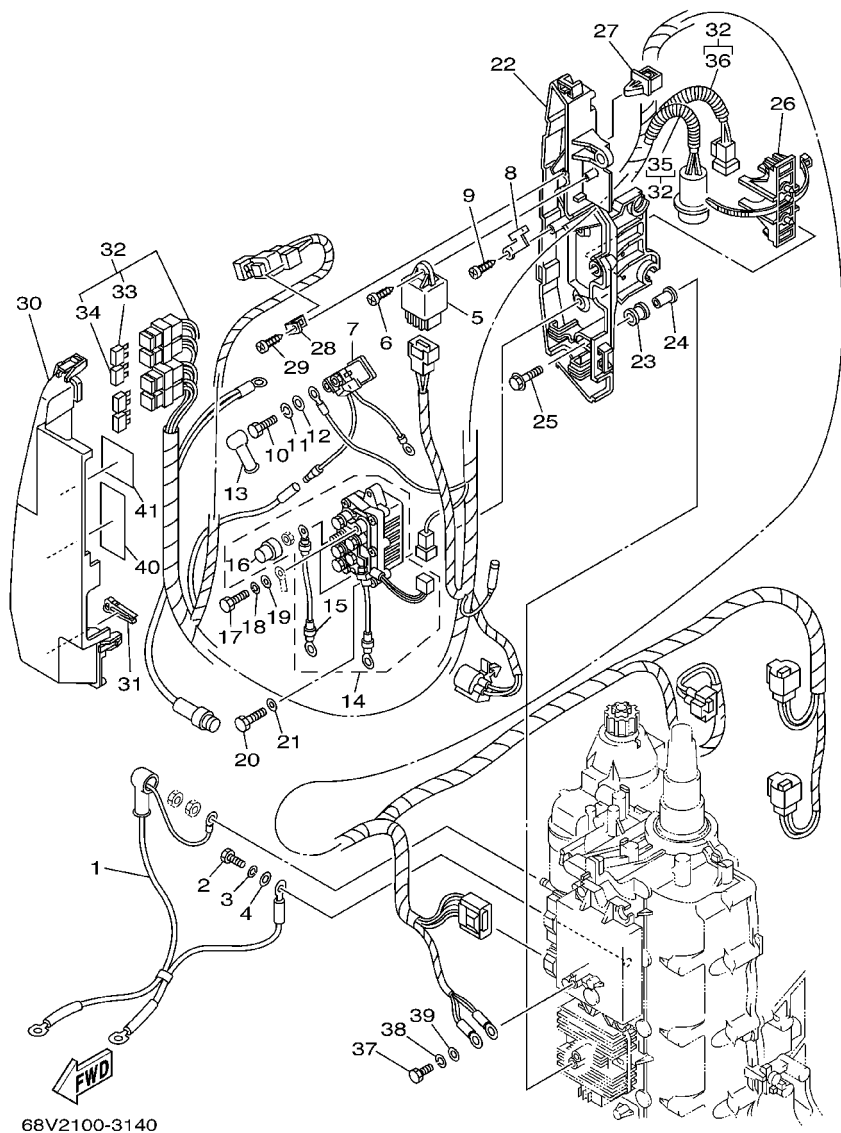


FIG. 14 ELECTRICAL 2

| REF. NO. | PART NO. | DESCRIPTION | 68V2 | 68W2 | REMARKS |
|----------|--------------|-----------------------|------|------|---------|
| 1 | 68V-82105-00 | WIRE HARNESS | 1 | 1 | |
| 2 | 97013-06020 | BOLT | 1 | 1 | |
| 3 | 92903-06100 | WASHER, SPRING | 1 | 1 | |
| 4 | 92903-06600 | WASHER, PLATE | 1 | 1 | |
| 5 | 68V-81950-00 | RELAY ASSY | 1 | 1 | |
| 6 | 97780-60625 | SCREW, TAPPING | 1 | 1 | |
| 7 | 68V-8194A-00 | RELAY | 1 | 1 | |
| 8 | 68V-81953-00 | STAY, RELAY | 1 | 1 | |
| 9 | 97780-60620 | SCREW, TAPPING | 1 | 1 | |
| 10 | 97095-06010 | BOLT | 2 | 2 | |
| 11 | 92995-06100 | WASHER, SPRING | 2 | 2 | |
| 12 | 92995-06600 | WASHER | 2 | 2 | |
| 13 | 6G5-82119-00 | COVER, LEAD WIRE | 2 | 2 | |
| 14 | 68V-8195B-01 | RELAY ASSY | 1 | 1 | |
| 15 | 68V-81949-00 | .WIRE, LEAD | 1 | 1 | |
| 16 | 68V-82532-00 | .CAP | 1 | 1 | |
| 17 | 97095-06010 | BOLT | 2 | 2 | |
| 18 | 92995-06100 | WASHER, SPRING | 2 | 2 | |
| 19 | 92995-06600 | WASHER | 2 | 2 | |
| 20 | 97013-06020 | BOLT | 2 | 2 | |
| 21 | 92903-06600 | WASHER, PLATE | 2 | 2 | |
| 22 | 68V-81948-00 | BRACKET | 1 | 1 | |
| 23 | 6A0-82317-00 | DAMPER, IGNITION COIL | 5 | 5 | |
| 24 | 624-42542-00 | PIPE | 5 | 5 | |
| 25 | 90119-06M59 | BOLT, WITH WASHER | 5 | 5 | |
| 26 | 68V-82594-00 | CLAMP | 1 | 1 | |
| 27 | 90464-12M58 | CLAMP | 1 | 1 | |

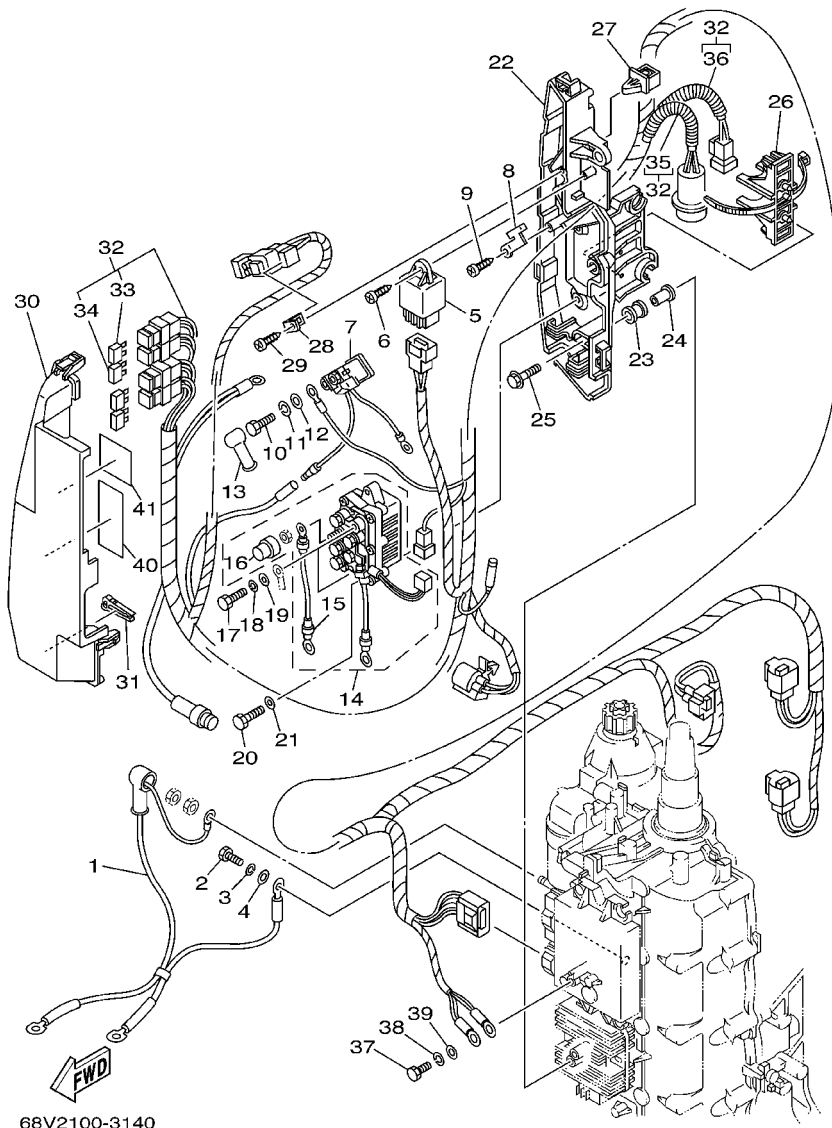
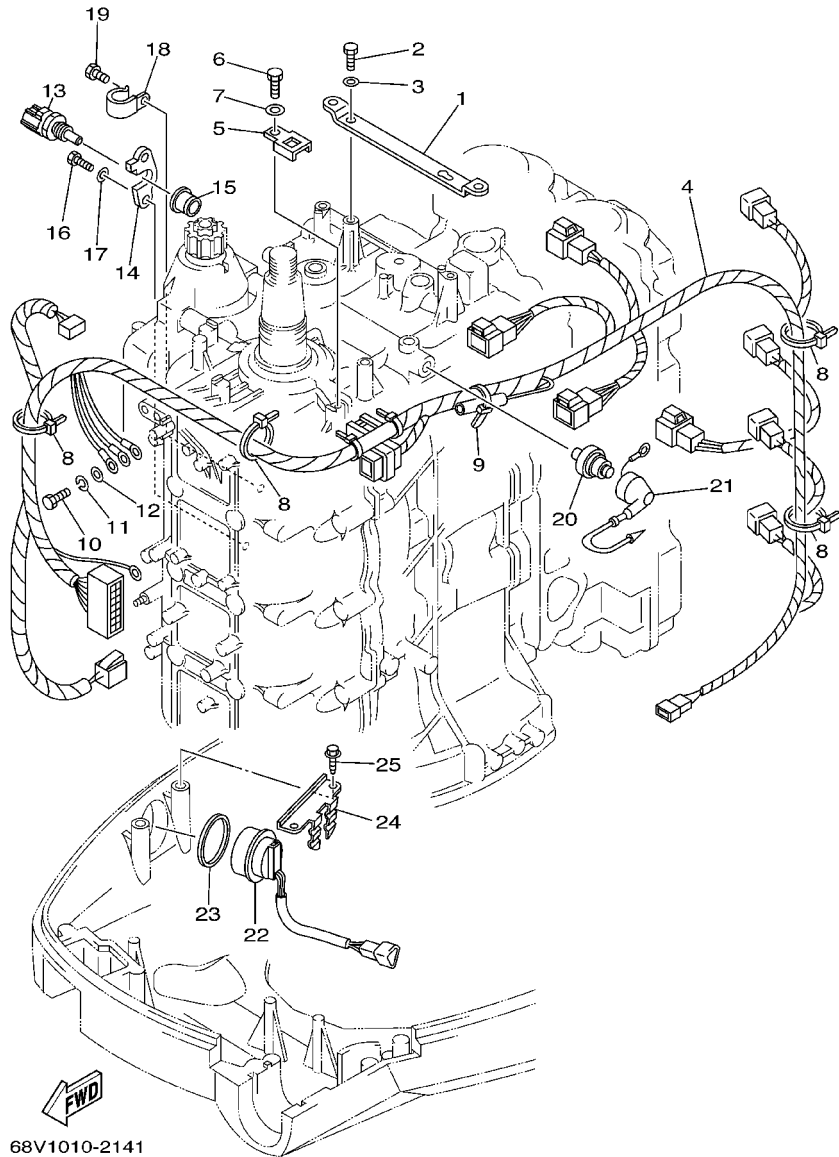


FIG. 14 ELECTRICAL 2

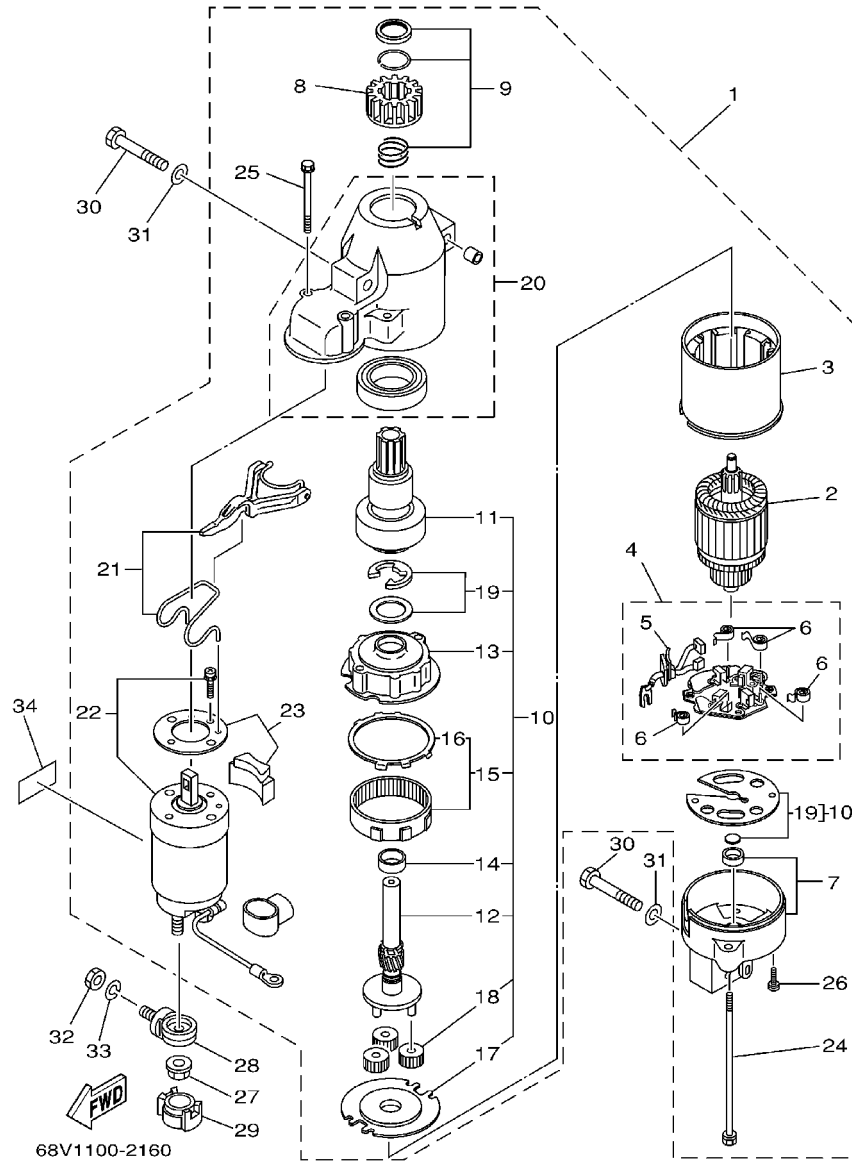
| REF. NO. | PART NO. | DESCRIPTION | 68V2 | 68W2 | REMARKS |
|----------|--------------|--------------------|------|------|--------------------|
| | | | | | |
| 28 | 68V-85548-00 | HOLDER | 1 | 1 | |
| 29 | 97780-60620 | SCREW, TAPPING | 1 | 1 | |
| 30 | 68V-81942-00 | COVER | 1 | 1 | |
| 31 | 67F-2812A-00 | PULLER, FUSE | 1 | 1 | |
| 32 | 68V-82590-10 | WIRE HARNESS ASSY | 1 | 1 | FOR OCEANIA, CARIB |
| | 68V-82590-20 | WIRE HARNESS ASSY | 1 | 1 | FOR USA,CANADA |
| 33 | 67F-82151-00 | .FUSE (20A) | 4 | 4 | |
| 34 | 67F-82151-10 | .FUSE (30A) | 4 | 4 | |
| 35 | 90447-10003 | .HOSE, WITH SPRING | 1 | 1 | |
| 36 | 90447-07007 | .HOSE, WITH SPRING | 1 | 1 | |
| 37 | 97095-06020 | BOLT | 1 | 1 | |
| 38 | 92995-06100 | WASHER, SPRING | 1 | 1 | |
| 39 | 92995-06600 | WASHER | 1 | 1 | |
| 40 | 68V-81919-00 | GRAPHIC, REGULATOR | 1 | 1 | |
| 41 | 68V-81919-10 | GRAPHIC, REGULATOR | 1 | 1 | |

FIG. 15 ELECTRICAL 3



| REF. NO. | PART NO. | DESCRIPTION | 68V2 | 68W2 | REMARKS |
|----------|--------------|--------------------------|------|------|---------|
| 1 | 67F-8132G-01 | PLATE | 1 | 1 | |
| 2 | 97095-06016 | BOLT | 2 | 2 | |
| 3 | 92995-06600 | WASHER | 2 | 2 | |
| 4 | 68V-8259M-00 | WIRE HARNESS ASSY 2 | 1 | 1 | |
| 5 | 68V-82588-00 | PLATE | 1 | 1 | |
| 6 | 97095-06012 | BOLT | 1 | 1 | |
| 7 | 92995-06600 | WASHER | 1 | 1 | |
| 8 | 90465-13M18 | CLAMP | 5 | 5 | |
| 9 | 90465-11M10 | CLAMP | 1 | 1 | |
| 10 | 97095-06020 | BOLT | 1 | 1 | |
| 11 | 92995-06100 | WASHER, SPRING | 1 | 1 | |
| 12 | 92995-06600 | WASHER | 1 | 1 | |
| 13 | 67F-85790-00 | THERMOSENSOR ASSY | 1 | 1 | |
| 14 | 67F-85757-00 | RETAINER | 1 | 1 | |
| 15 | 68V-85753-00 | GASKET, SENDER UNIT | 1 | 1 | |
| 16 | 97095-06016 | BOLT | 2 | 2 | |
| 17 | 92995-06600 | WASHER | 2 | 2 | |
| 18 | 90465-06M86 | CLAMP | 1 | 1 | |
| 19 | 97095-06010 | BOLT | 1 | 1 | |
| 20 | 68V-82504-00 | OIL PRESSURE SWITCH ASSY | 1 | 1 | |
| 21 | 68V-81315-00 | LEAD WIRE ASSY | 1 | 1 | |
| 22 | 63D-82563-10 | TRIM & TILT SWITCH ASSY | 1 | 1 | |
| 23 | 6E5-82587-00 | GASKET | 1 | 1 | |
| 24 | 67F-83614-00 | BRACKET | 1 | 1 | |
| 25 | 90109-06M86 | BOLT | 2 | 2 | |

FIG. 16 STARTING MOTOR



68V1100-2160

| REF. NO. | PART NO. | DESCRIPTION | 68V2 | 68W2 | REMARKS |
|----------|--------------|-----------------------------|------|------|---------|
| | | | | | |
| 1 | 68V-81800-01 | STARTING MOTOR ASSY | 1 | 1 | |
| 2 | 67F-81850-00 | ..ARMATURE ASSY | 1 | 1 | |
| 3 | 67F-81810-00 | ..STATOR ASSY | 1 | 1 | |
| 4 | 68F-81840-00 | ..BRUSH HOLDER ASSY | 1 | 1 | |
| 5 | 67F-81801-00 | ..BRUSH SET | 1 | 1 | |
| 6 | 67F-81813-00 | ..SPRING, BRUSH | 4 | 4 | |
| 7 | 68F-81820-00 | ..REAR BRACKET ASSY | 1 | 1 | |
| 8 | 67F-81808-00 | ..PINION ASSY | 1 | 1 | |
| 9 | 67F-81857-00 | ..PINION STOPPER SET | 1 | 1 | |
| 10 | 67F-81807-00 | ..GEAR ASSY, STARTING MOTOR | 1 | 1 | |
| 11 | 67F-81832-00 | ..CLUTCH, OVER RUN | 1 | 1 | |
| 12 | 67F-81836-00 | ..SHAFT, PINION | 1 | 1 | |
| 13 | 67F-81821-00 | ..BRACKET, CENTER 1 | 1 | 1 | |
| 14 | 67F-81841-00 | ..BEARING | 1 | 1 | |
| 15 | 67F-81891-00 | ..GEAR, RING | 1 | 1 | |
| 16 | 67F-8183R-00 | ...GASKET | 1 | 1 | |
| 17 | 67F-81830-00 | ..BRACKET, CENTER 2 | 1 | 1 | |
| 18 | 67F-8183T-00 | ..GEAR, IDLER | 3 | 3 | |
| 19 | 67F-81809-00 | ..WASHER KIT | 1 | 1 | |
| 20 | 67F-81842-00 | ..COVER | 1 | 1 | |
| 21 | 67F-81839-00 | ..LEVER ASSY | 1 | 1 | |
| 22 | 68V-81941-01 | ..STARTER RELAY ASSY | 1 | 1 | |
| 23 | 67F-81869-00 | ..COVER, DUST | 1 | 1 | |
| 24 | 6K7-81826-10 | ..BOLT | 2 | 2 | |
| 25 | 67F-81828-00 | ..BOLT 2 | 2 | 2 | |
| 26 | 67F-81846-00 | ..SCREW | 2 | 2 | |
| 27 | 90179-08003 | NUT | 1 | 1 | |

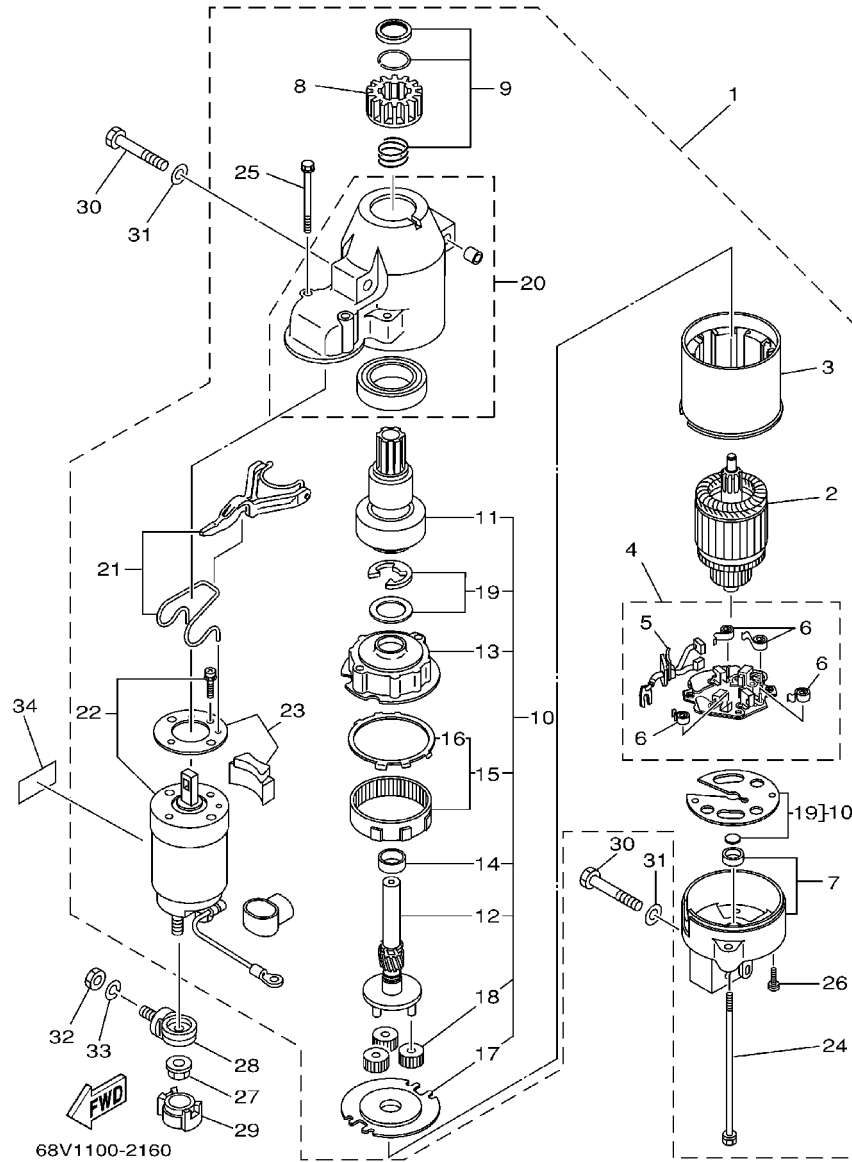
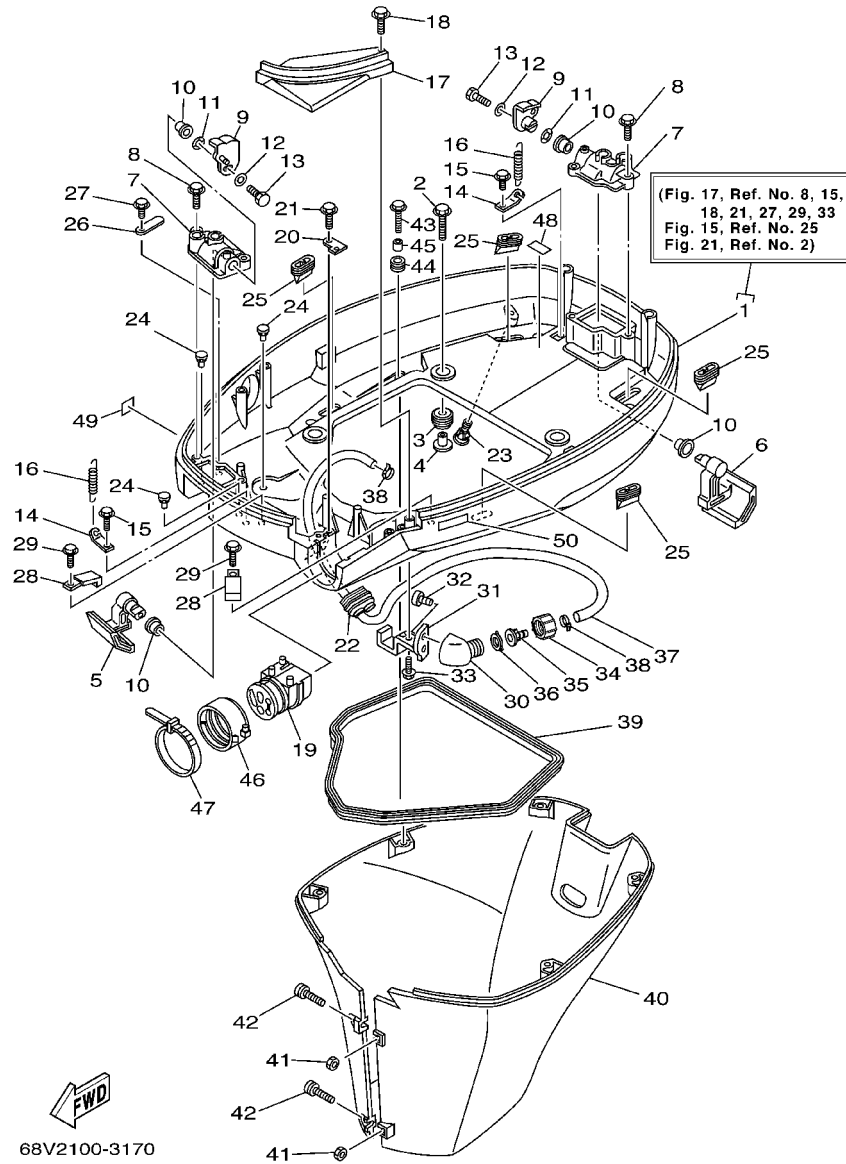


FIG. 16 STARTING MOTOR

| REF. NO. | PART NO. | DESCRIPTION | 68V2 | 68W2 | REMARKS |
|----------|--------------|---------------------|------|------|---------|
| 28 | 68F-81925-00 | TERMINAL | 1 | 1 | |
| 29 | 68F-82582-00 | COVER, WIRE HARNESS | 1 | 1 | |
| 30 | 97013-08045 | BOLT | 3 | 3 | |
| 31 | 92903-08600 | WASHER, PLATE | 3 | 3 | |
| 32 | 95333-08600 | NUT | 1 | 1 | |
| 33 | 92903-08100 | WASHER, SPRING | 1 | 1 | |
| 34 | 67F-83627-01 | LABEL, CAUTION 7 | 1 | 1 | FOR USA |

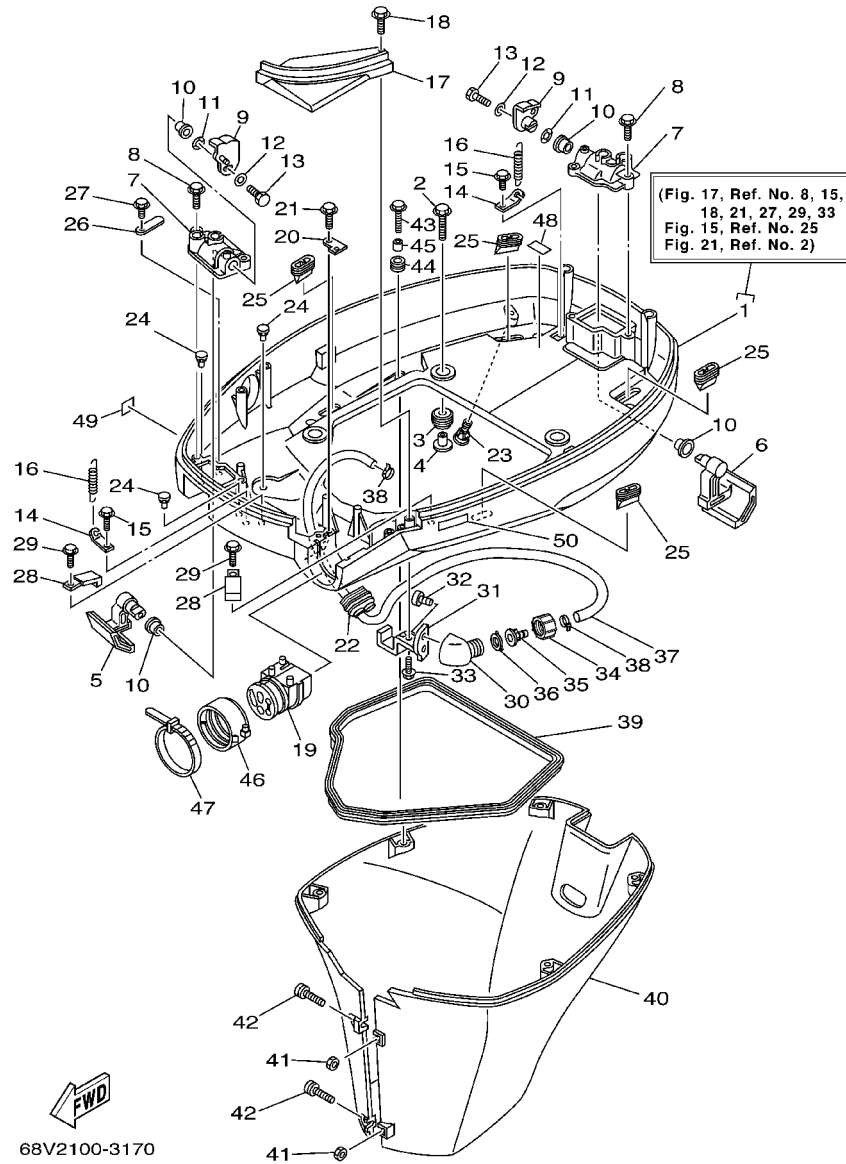
FIG. 17 BOTTOM COWLING



68V2100-3170

| REF. NO. | PART NO. | DESCRIPTION | 68V2 | 68W2 | REMARKS |
|----------|-----------------|---------------------|------|------|------------------|
| 1 | 68V-42710-01-8D | BOTTOM COWLING ASSY | 1 | 1 | |
| 2 | 90119-08M22 | BOLT, WITH WASHER | 4 | 4 | |
| 3 | 90480-22M15 | GROMMET | 4 | 4 | |
| 4 | 90387-08M37 | COLLAR | 4 | 4 | |
| 5 | 67F-42815-00-8D | LEVER, CLAMP | 1 | 1 | |
| 6 | 67F-42816-00-8D | LEVER, CLAMP | 1 | 1 | |
| 7 | 67F-42828-00-5B | PLATE, CLAMP | 2 | 2 | |
| 8 | 90109-06M82 | BOLT | 4 | 4 | |
| 9 | 68V-42818-00 | LEVER, CLAMP | 2 | 2 | |
| 10 | 90386-15M73 | BUSH | 4 | 4 | |
| 11 | 90206-15M18 | WASHER, WAVE | 2 | 2 | |
| 12 | 90201-06068 | WASHER, PLATE | 2 | 2 | |
| 13 | 97095-06016 | BOLT | 2 | 2 | |
| 14 | 64D-43144-00 | HOOK, SPRING | 2 | 2 | |
| 15 | 90109-06M80 | BOLT | 2 | 2 | |
| 16 | 90506-16M34 | SPRING, TENSION | 2 | 2 | |
| 17 | 68V-42738-00-5B | PLATE, FITTING | 1 | 1 | |
| 18 | 90109-06M82 | BOLT | 2 | 2 | |
| 19 | 68V-42725-00 | GROMMET | 1 | 1 | EXCEPT FOR CARIB |
| | 68V-42725-10 | GROMMET | 1 | 1 | FOR CARIB |
| 20 | 67F-42756-00 | STAY, CLAMP | 1 | 1 | |
| 21 | 90109-06M86 | BOLT | 1 | 1 | |
| 22 | 6H1-42726-20 | GROMMET | 1 | 1 | FOR FLUSHING KIT |
| 23 | 6H3-44391-01 | NIPPLE, HOSE | 1 | 1 | |
| 24 | 6H4-42748-00 | GROMMET | 3 | 3 | |
| 25 | 67F-42717-00 | RUBBER, SEAL 2 | 4 | 4 | |
| 26 | 6E5-82588-00 | PLATE | 1 | 1 | |

FIG. 17 BOTTOM COWLING



68V2100-3170

| REF. NO. | PART NO. | DESCRIPTION | 68V2 | 68W2 | REMARKS |
|----------|-----------------|--------------------|------|------|--------------|
| | | | | | |
| 27 | 90109-06M81 | BOLT | 1 | 1 | |
| 28 | 90465-08M23 | CLAMP | 2 | 2 | |
| 29 | 90109-06M80 | BOLT | 2 | 2 | |
| 30 | 68T-12572-00 | ADAPTER | 1 | 1 | FLUSHING KIT |
| 31 | 67F-12535-00 | PLATE | 1 | 1 | FLUSHING KIT |
| 32 | 90167-06002 | SCREW, TAPPING | 2 | 2 | FLUSHING KIT |
| 33 | 90109-06M86 | BOLT | 1 | 1 | FLUSHING KIT |
| 34 | 6R3-12581-00 | JOINT, HOSE 1 | 1 | 1 | FLUSHING KIT |
| 35 | 6R3-12582-00 | JOINT, HOSE 2 | 1 | 1 | FLUSHING KIT |
| 36 | 6R3-12583-00 | GASKET, HOSE JOINT | 1 | 1 | FLUSHING KIT |
| 37 | 68V-24312-00 | PIPE 2 | 1 | 1 | FLUSHING KIT |
| 38 | 90465-11M10 | CLAMP | 2 | 2 | FLUSHING KIT |
| 39 | 61A-42716-00 | RUBBER, SEAL 1 | 1 | 1 | |
| 40 | 67F-42741-00-8D | APRON | 1 | 1 | |
| 41 | 95380-06600 | NUT, HEXAGON | 2 | 2 | |
| 42 | 90159-06M28 | SCREW, WITH WASHER | 2 | 2 | |
| 43 | 90109-06M80 | BOLT | 5 | 5 | |
| 44 | 90480-13M24 | GROMMET | 5 | 5 | |
| 45 | 90387-06M43 | COLLAR | 5 | 5 | |
| 46 | 68F-42753-00 | FASTNER | 1 | 1 | FOR USA |
| 47 | 90464-20258 | CLAMP | 1 | 1 | FOR USA |
| 48 | 68V-82377-00 | LABEL | 1 | 1 | |
| 49 | 6A1-28176-00 | LABEL, CAUTION | 1 | 1 | FOR CARIB |
| 50 | 6E3-8257H-00 | PLATE, MARK | 1 | 1 | FOR CARIB |

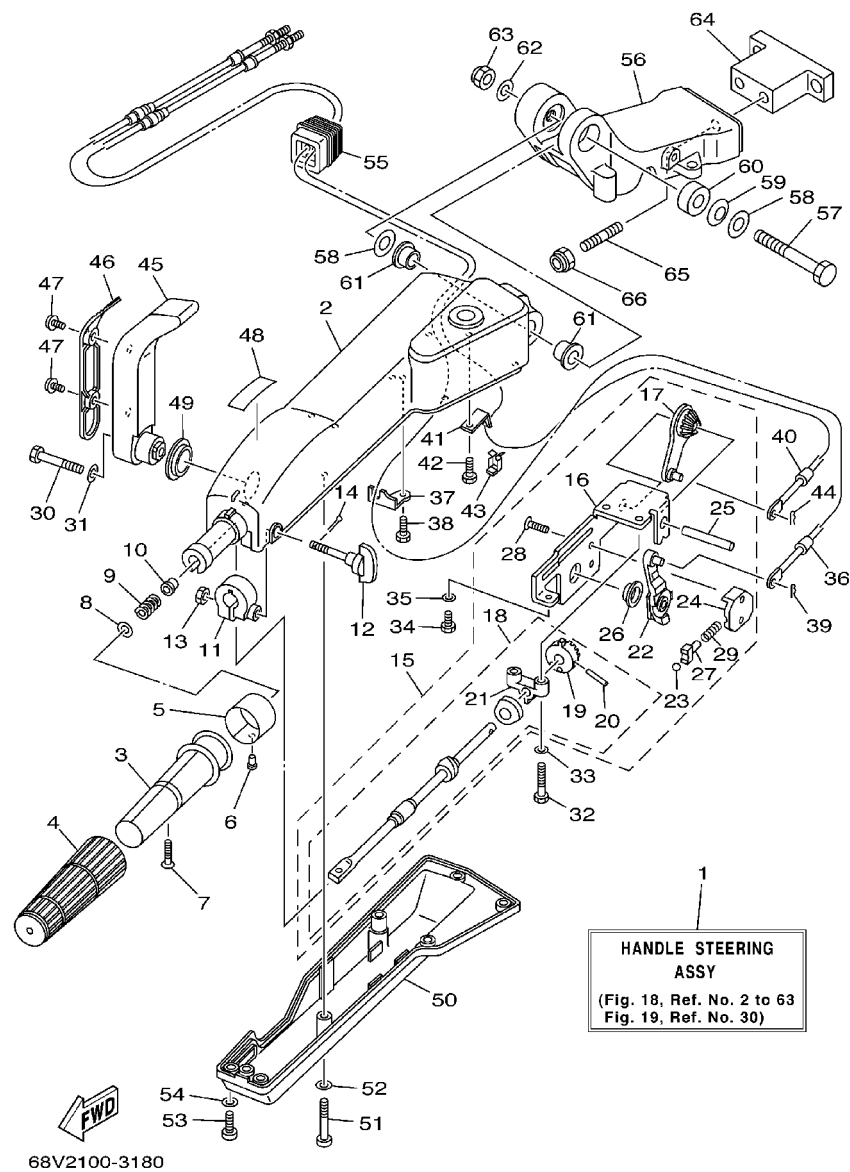


FIG. 18 STEERING 1

| REF. NO. | PART NO. | DESCRIPTION | 68V2 | 68W2 | REMARKS |
|----------|-----------------|---------------------------------|------|------|------------------|
| 1 | 67G-W0084-12-4D | HANDLE STEERING ASSY | 1 | | AP |
| | 67G-W0084-02-4D | HANDLE STEERING ASSY | 1 | | AP FOR OCEANIA |
| 2 | 67G-42111-00-4D | HANDLE, STEERING | 1 | | |
| 3 | 664-42119-00 | GRIP, STEERING HANDLE | 1 | | |
| 4 | 6G1-42177-00 | RUBBER, HANDLE | 1 | | |
| 5 | 6H2-42137-00 | INDICATOR, THROTTLE | 1 | | |
| 6 | 90269-02M09 | RIVET | 1 | | |
| 7 | 90149-05M13 | SCREW | 1 | | |
| 8 | 92903-10600 | WASHER, PLATE | 1 | | |
| 9 | 90501-23215 | SPRING, COMPRESSION | 1 | | |
| 10 | 90386-08032 | BUSH | 1 | | |
| 11 | 63D-42126-00 | FRICITION, STEERING HANDLE GRIP | 1 | | |
| 12 | 63D-48154-00 | KNOB, THROTTLE | 1 | | |
| 13 | 95380-06600 | NUT, HEXAGON | 1 | | |
| 14 | 91490-20010 | PIN, COTTER | 1 | | |
| 15 | 67G-44100-10 | SHIFT LINK ASSY | 1 | | |
| | 67G-44100-00 | SHIFT LINK ASSY | 1 | | FOR OCEANIA |
| 16 | 67G-44104-00 | .PLATE COMP. | 1 | | |
| 17 | 67G-48261-00 | .ARM, THROTTLE | 1 | | |
| 18 | 67G-42115-10 | .SHAFT, STEERING HANDLE | 1 | | FOR 67G-44100-10 |
| | 67G-42115-00 | .SHAFT, STEERING HANDLE | 1 | | FOR 67G-44100-00 |
| 19 | 650-42152-00-94 | ..GEAR | 1 | | |
| 20 | 91690-30025 | ..PIN, SPRING | 1 | | |
| 21 | 67G-42159-00 | ..STAY | 1 | | |
| 22 | 67G-44113-00 | .CAM PLATE, HANDLE | 1 | | |
| 23 | 63D-48236-00 | ..RÖLLÉR, DÉTÈNT | 1 | | |
| 24 | 63D-48119-00 | .COVER | 1 | | |

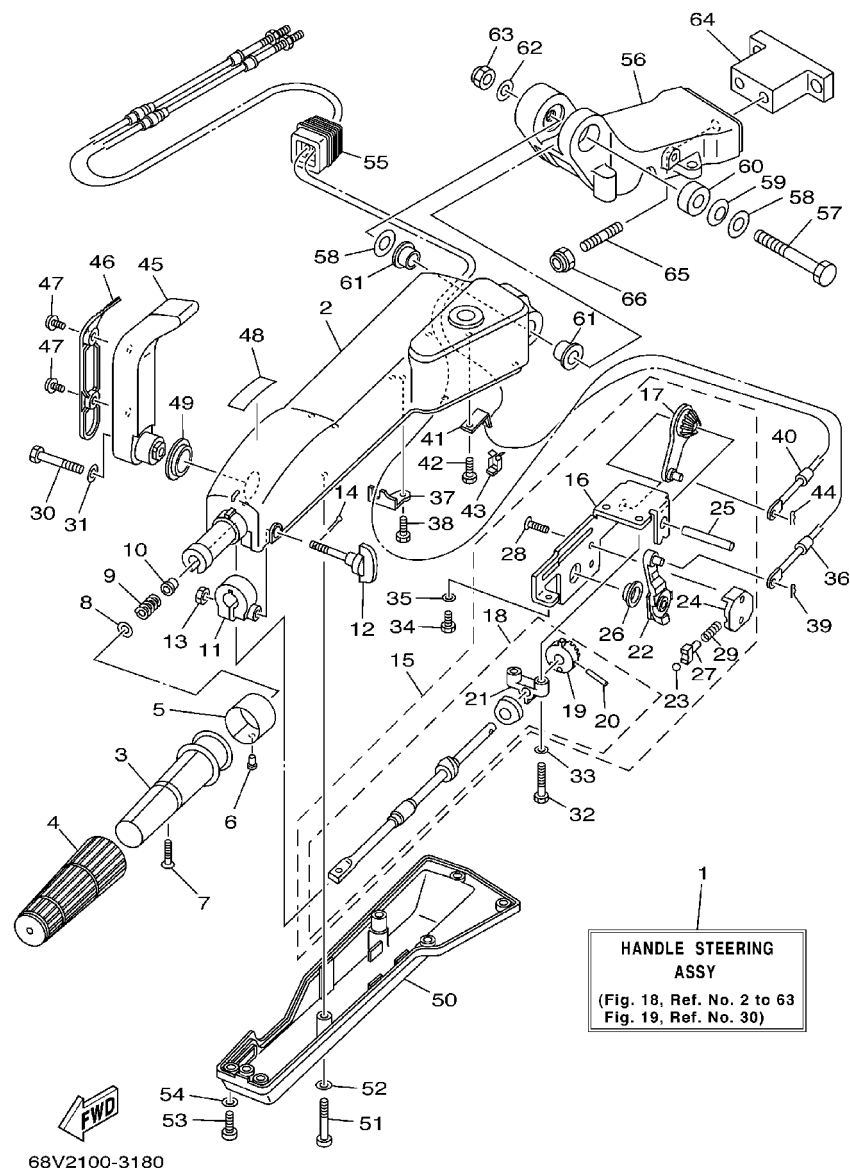


FIG. 18 STEERING 1

| REF. NO. | PART NO. | DESCRIPTION | 68V2 | 68W2 | REMARKS |
|----------|-----------------|---------------------------|------|------|---------|
| 25 | 67G-42153-00 | .SHAFT, THROTTLE CONTROL | 1 | | |
| 26 | 67G-44132-00 | .BUSHING | 1 | | |
| 27 | 63D-48237-00 | .ADAPTOR | 1 | | |
| 28 | 98785-05014 | .SCREW, FLAT HEAD | 2 | | |
| 29 | 63D-48238-00 | .SPRING, DETENT | 1 | | |
| 30 | 97095-08040 | BOLT | 1 | | |
| 31 | 92995-08600 | WASHER | 1 | | |
| 32 | 97095-06030 | BOLT | 2 | | |
| 33 | 92995-06600 | WASHER | 2 | | |
| 34 | 97095-06014 | BOLT | 1 | | |
| 35 | 92995-06600 | WASHER | 1 | | |
| 36 | 67G-48321-10 | CABLE | 1 | | |
| 37 | 67G-48531-00 | BRACKET, REMOTE CONTROL 1 | 1 | | |
| 38 | 97095-06014 | BOLT | 1 | | |
| 39 | 90468-10005 | CLIP | 1 | | |
| 40 | 67G-26301-10 | THROTTLE CABLE ASSY | 1 | | |
| 41 | 66R-48538-00 | CLAMP, CABLE 1 | 1 | | |
| 42 | 97095-06014 | BOLT | 1 | | |
| 43 | 63D-48538-00 | CLAMP, CABLE 1 | 1 | | |
| 44 | 90468-10005 | CLIP | 1 | | |
| 45 | 67G-44159-00-4D | HANDLE, GEAR SHIFT | 1 | | |
| 46 | 67G-44173-00 | LEVER, SHIFT CONTROL | 1 | | |
| 47 | 90159-06M18 | SCREW, WITH WASHER | 2 | | |
| 48 | 6G8-44191-00 | INDICATOR, SHIFT | 1 | | |
| 49 | 90386-26MA3 | BUSH | 1 | | |
| 50 | 67G-42131-00 | COVER, HANDLE STEERING | 1 | | |
| 51 | 97885-06040 | SCREW, PAN HEAD | 2 | | |

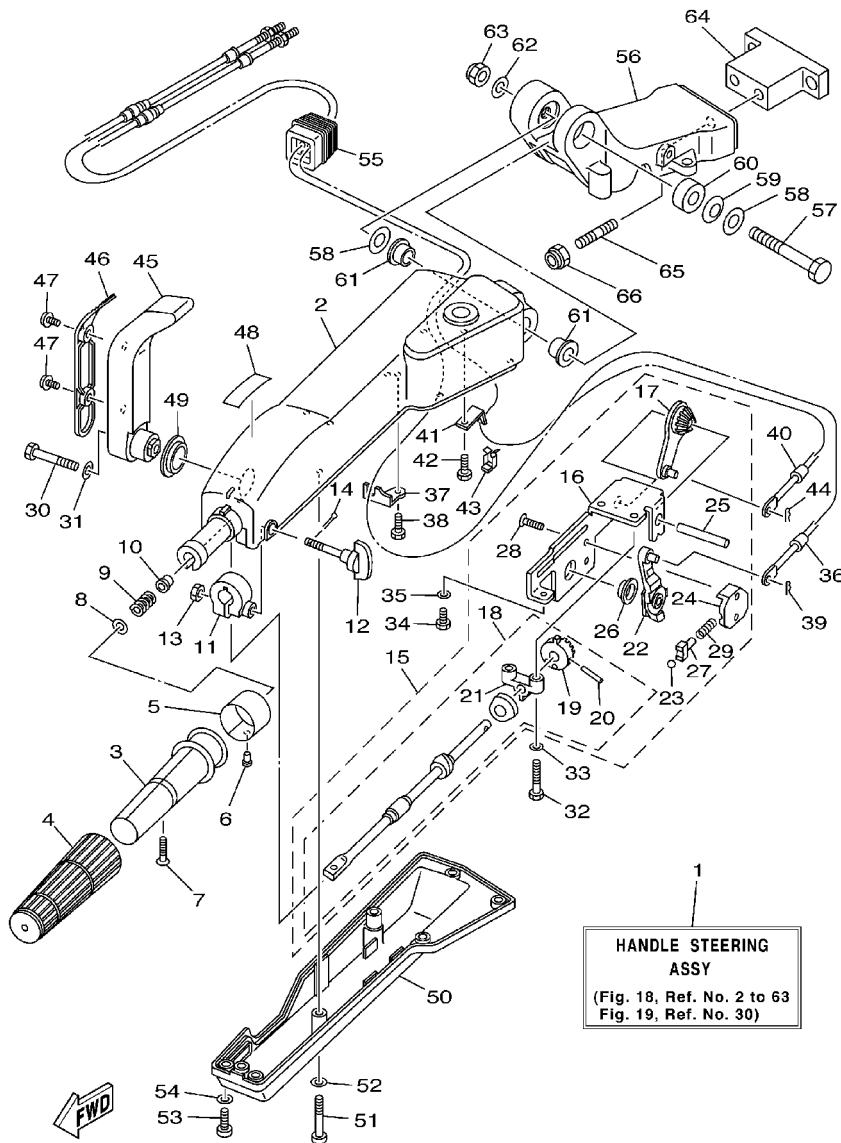
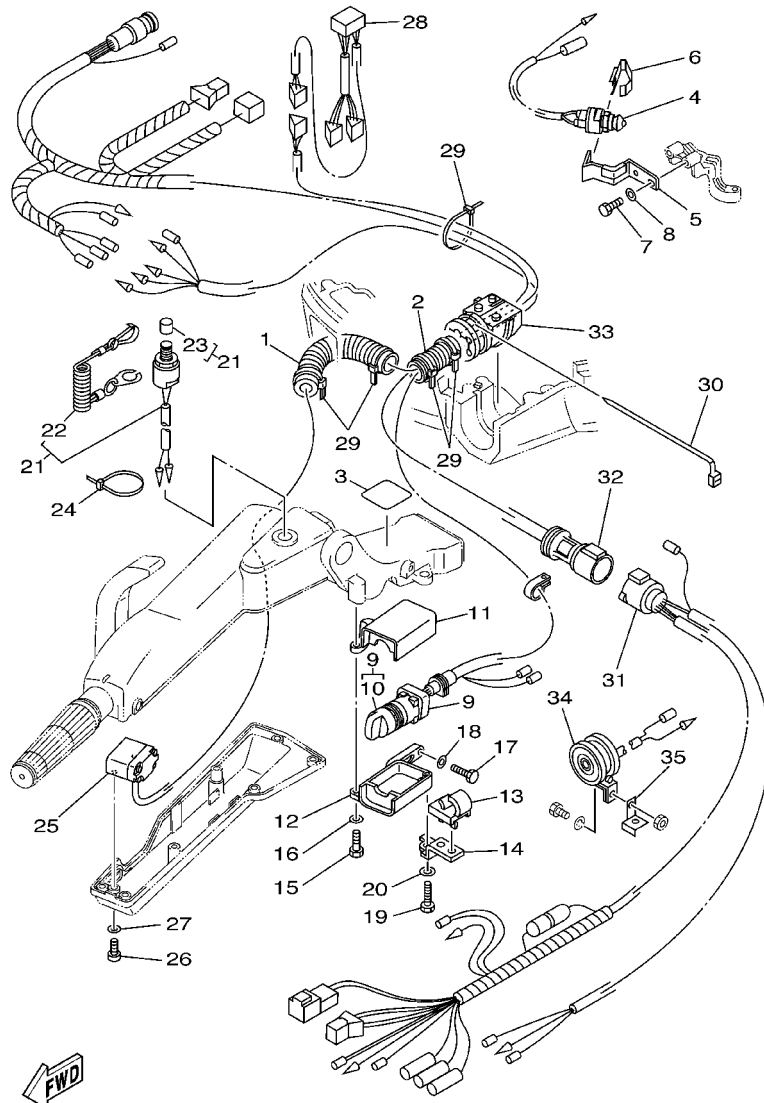


FIG. 18 STEERING 1

| REF. NO. | PART NO. | DESCRIPTION | 68V2 | 68W2 | REMARKS |
|---|-----------------|-------------------|------|------|---------|
| | | | | | |
| 52 | 92995-06600 | WASHER | 2 | | |
| 53 | 97885-06016 | SCREW, PAN HEAD | 5 | | |
| 54 | 92995-06600 | WASHER | 5 | | |
| 55 | 63D-42725-00 | GROMMET | 1 | | |
| 56 | 63D-42121-30-4D | BRACKET | 1 | | |
| ----- | | | | | |
| 57 | 90101-12M09 | BOLT | 1 | | |
| 58 | 92990-12200 | WASHER, PLAIN | 2 | | |
| 59 | 90206-12M22 | WASHER, WAVE | 1 | | |
| 60 | 90387-12M02 | COLLAR | 1 | | |
| 61 | 90386-12M93 | BUSH | 2 | | |
| ----- | | | | | |
| 62 | 92990-12600 | WASHER, PLATE | 1 | | |
| 63 | 90185-12M12 | NUT, SELF-LOCKING | 1 | | |
| 64 | 68V-42121-00-4D | BRACKET | 1 | | AP |
| 65 | 90116-10175 | BOLT, STUD | 2 | | AP |
| 66 | 90185-10051 | NUT, SELF-LOCKING | 2 | | AP |
| ----- | | | | | |
| HANDLE STEERING ASSY (Fig. 18, Ref. No. 2 to 63 Fig. 19, Ref. No. 30) | | | | | |
| ----- | | | | | |
| ----- | | | | | |
| ----- | | | | | |

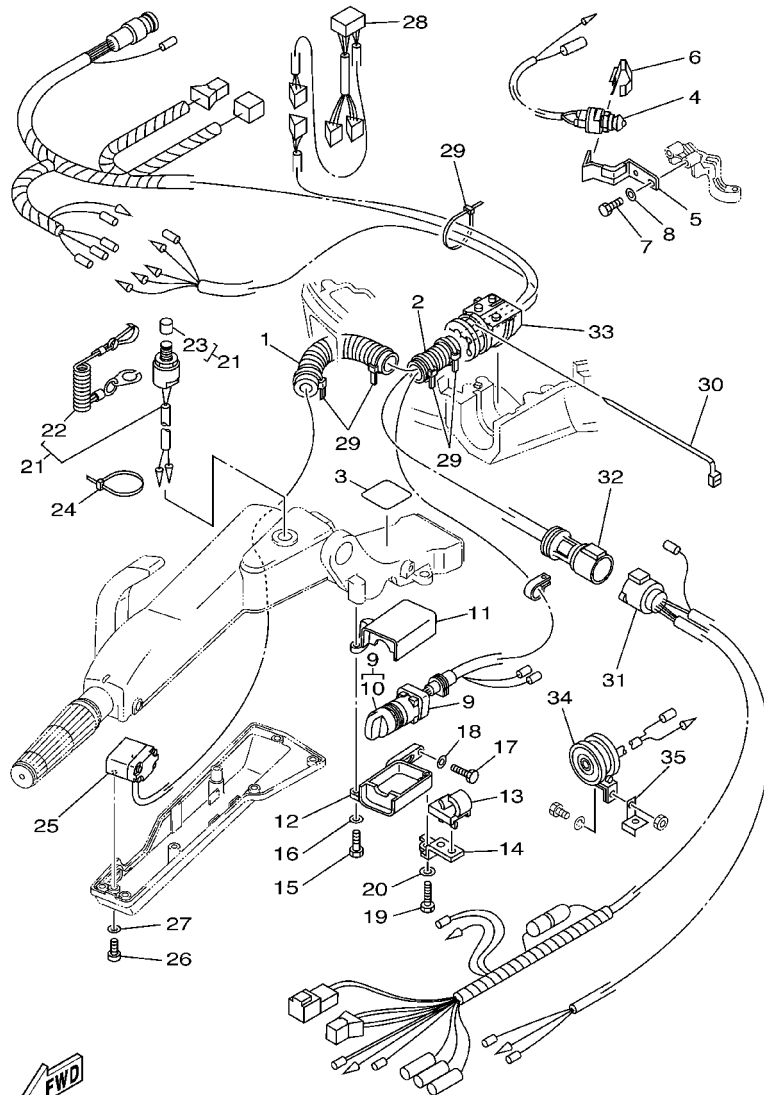
FIG. 19 STEERING 2



68V2100-3190

| REF. NO. | PART NO. | DESCRIPTION | 68V2 | 68W2 | REMARKS |
|----------|-----------------|-------------------------|------|------|----------------|
| 1 | 90446-24M79 | HOSE | 1 | | AP |
| 2 | 6K3-83557-00 | TUBE | 1 | | AP |
| 3 | 67G-42735-00 | PROTECTOR | 1 | | AP |
| 4 | 688-82540-11 | NEUTRAL SWITCH ASSY | 1 | | AP |
| 5 | 67G-82554-01 | STAY, NEUTRAL SWITCH | 1 | | AP |
| 6 | 62Y-82555-00 | DAMPER, MAIN SWITCH 1 | 1 | | AP |
| 7 | 97095-06014 | BOLT | 2 | | AP |
| 8 | 92995-06600 | WASHER | 2 | | AP |
| 9 | 67G-82510-50 | MAIN SWITCH ASSY | 1 | | AP |
| | 67G-82510-41 | MAIN SWITCH ASSY | 1 | | AP FOR OCEANIA |
| 10 | 676-82577-00 | .CAP, KEY | 1 | | |
| 11 | 63D-8252E-01-4D | COVER, MAIN SWITCH | 1 | | AP |
| | 67G-8252E-00-4D | COVER, MAIN SWITCH | 1 | | AP FOR OCEANIA |
| 12 | 63D-8252F-01-4D | COVER, MAIN SWITCH | 1 | | AP |
| 13 | 63D-24367-00 | CLAMP, FUEL PIPE 2 | 1 | | AP |
| 14 | 63D-24364-00 | STAY | 1 | | AP |
| 15 | 97095-06025 | BOLT | 1 | | AP |
| 16 | 92995-06600 | WASHER | 1 | | AP |
| 17 | 97095-06020 | BOLT | 1 | | AP |
| 18 | 92995-06600 | WASHER | 1 | | AP |
| 19 | 97095-06030 | BOLT | 1 | | AP |
| 20 | 92995-06600 | WASHER | 1 | | AP |
| 21 | 69W-82575-00 | ENGINE STOP SWITCH ASSY | 1 | | AP |
| 22 | 682-82556-00 | .STOPPER | 1 | | |
| 23 | 689-8257Y-00 | .CAP | 1 | | |
| 24 | 90465-13M11 | CLAMP | 1 | | AP |
| 25 | 67G-82563-00 | TRIM & TILT SWITCH ASSY | 1 | | AP |

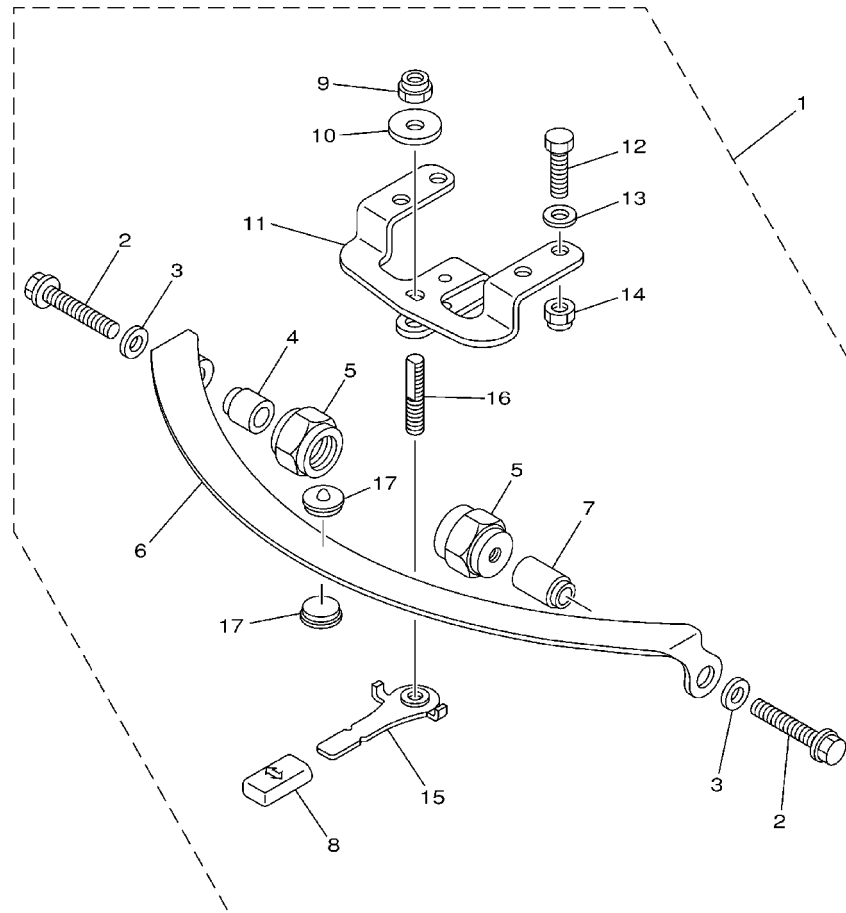
FIG. 19 STEERING 2



68V2100-3190

| REF. NO. | PART NO. | DESCRIPTION | 68V2 | 68W2 | REMARKS |
|----------|--------------|-------------------------|------|------|-----------------------|
| 26 | 97885-06016 | SCREW, PAN HEAD | 2 | | AP |
| 27 | 92995-06600 | WASHER | 2 | | AP |
| 28 | 63D-83728-00 | CONNECTOR ASSY | 1 | | AP |
| 29 | 90465-13M24 | CLAMP | 5 | | AP |
| 30 | 90465-13M30 | CLAMP | 1 | | AP |
| 31 | 6H5-83553-11 | WIRE, LEAD | 1 | | AP EXCEPT FOR OCEANIA |
| 32 | 63D-82586-00 | EXTENSION, WIRE HARNESS | 1 | | AP EXCEPT FOR OCEANIA |
| 33 | 67G-42725-00 | GROMMET | 1 | | AP EXCEPT FOR OCEANIA |
| 34 | 688-83383-11 | BUZZER | 1 | | AP EXCEPT FOR OCEANIA |
| 35 | 6H5-83386-00 | STAY, BUZZER | 1 | | AP EXCEPT FOR OCEANIA |

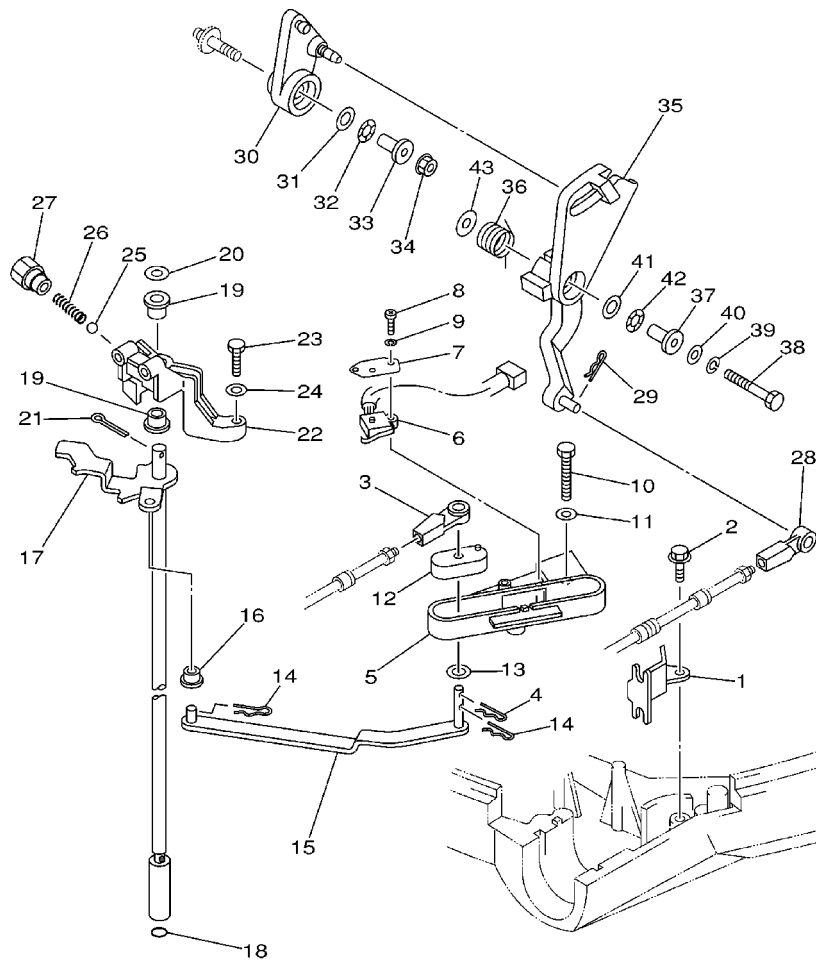
FIG. 20 STEERING FRICTION



FWD
67F1100-2200

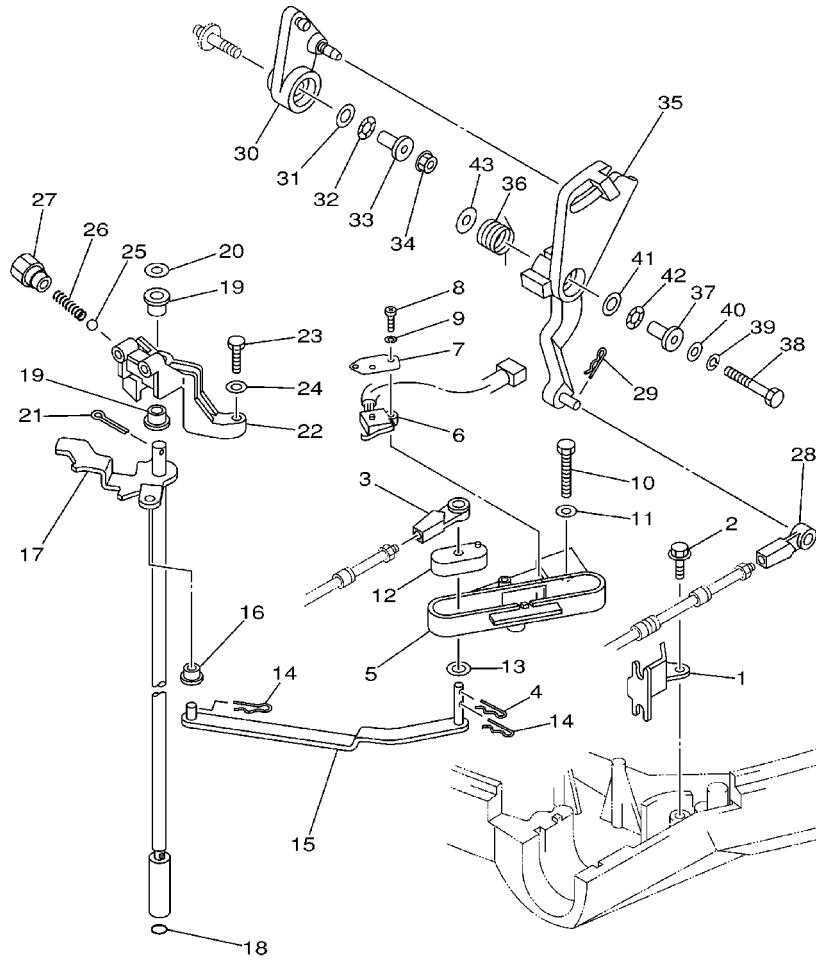
| REF. NO. | PART NO. | DESCRIPTION | 68V2 | 68W2 | REMARKS |
|----------|--------------|------------------------|------|------|---------|
| 1 | 67G-42508-00 | STEERING FRICTION ASSY | 1 | | AP |
| 2 | 90119-08M74 | .BOLT, WITH WASHER | 2 | | |
| 3 | 90201-08M01 | .WASHER, PLATE | 2 | | |
| 4 | 67G-42541-00 | .DAMPER | 1 | | |
| 5 | 67G-42546-00 | .NUT | 2 | | |
| 6 | 63D-42527-00 | .PLATE, FRICTION | 1 | | |
| 7 | 67G-42541-10 | .DAMPER | 1 | | |
| 8 | 682-43318-01 | .COVER | 1 | | |
| 9 | 90185-10M14 | .NUT, SELF-LOCKING | 1 | | |
| 10 | 90201-10M76 | .WASHER, PLATE | 1 | | |
| 11 | 67G-42526-00 | .PLATE, FRICTION | 1 | | |
| 12 | 97095-08025 | .BOLT | 2 | | |
| 13 | 92995-08600 | .WASHER | 2 | | |
| 14 | 90185-08057 | .NUT, SELF-LOCKING | 2 | | |
| 15 | 67G-42561-00 | .KNOB, STEERING LOCK | 1 | | |
| 16 | 67G-42562-00 | .SHAFT, STEERING LOCK | 1 | | |
| 17 | 63D-42528-00 | .PLATE, FRICTION | 2 | | |

FIG. 21 CONTROL



| REF. NO. | PART NO. | DESCRIPTION | 68V2 | 68W2 | REMARKS |
|----------|--------------|---------------------------|------|------|---------|
| 1 | 67F-48538-00 | CLAMP, CABLE 1 | 1 | 1 | |
| 2 | 90109-06M86 | BOLT | 1 | 1 | |
| 3 | 663-48344-00 | CABLE END, REMOTE CONTROL | 1 | 1 | |
| 4 | 90468-18008 | CLIP | 1 | 1 | |
| 5 | 68V-44117-00 | BRACKET | 1 | 1 | |
| 6 | 68F-8259F-00 | SWITCH ASSY | 1 | 1 | |
| 7 | 61A-82588-00 | PLATE | 1 | 1 | |
| 8 | 97885-04016 | SCREW, PAN HEAD | 2 | 2 | |
| 9 | 92995-04100 | WASHER | 2 | 2 | |
| 10 | 97095-06040 | BOLT | 2 | 2 | |
| 11 | 92995-06600 | WASHER | 2 | 2 | |
| 12 | 68V-44122-01 | BUSHING, SHIFT ROD LEVER | 1 | 1 | |
| 13 | 90202-07M07 | WASHER, PLATE | 1 | 1 | |
| 14 | 90468-18008 | CLIP | 2 | 2 | |
| 15 | 68V-44121-00 | LEVER, SHIFT ROD | 1 | 1 | |
| 16 | 90386-06M12 | BUSH | 1 | 1 | |
| 17 | 68V-44120-10 | HANDLE GEAR SHIFT ASSY | 1 | | L |
| | 68V-44120-30 | HANDLE GEAR SHIFT ASSY | 1 | 1 | X |
| 18 | 93210-09165 | O-RING | 1 | 1 | |
| 19 | 90386-90M90 | BUSH | 2 | 2 | |
| 20 | 90201-09M02 | WASHER, PLATE | 1 | 1 | |
| 21 | 91490-20015 | PIN, COTTER | 1 | 1 | |
| 22 | 68V-44118-00 | BRACKET | 1 | 1 | |
| 23 | 97075-06025 | BOLT | 2 | 2 | |
| 24 | 92995-06600 | WASHER | 2 | 2 | |
| 25 | 93501-04M02 | BALL | 1 | 1 | |
| 26 | 90501-12082 | SPRING, COMPRESSION | 1 | 1 | |

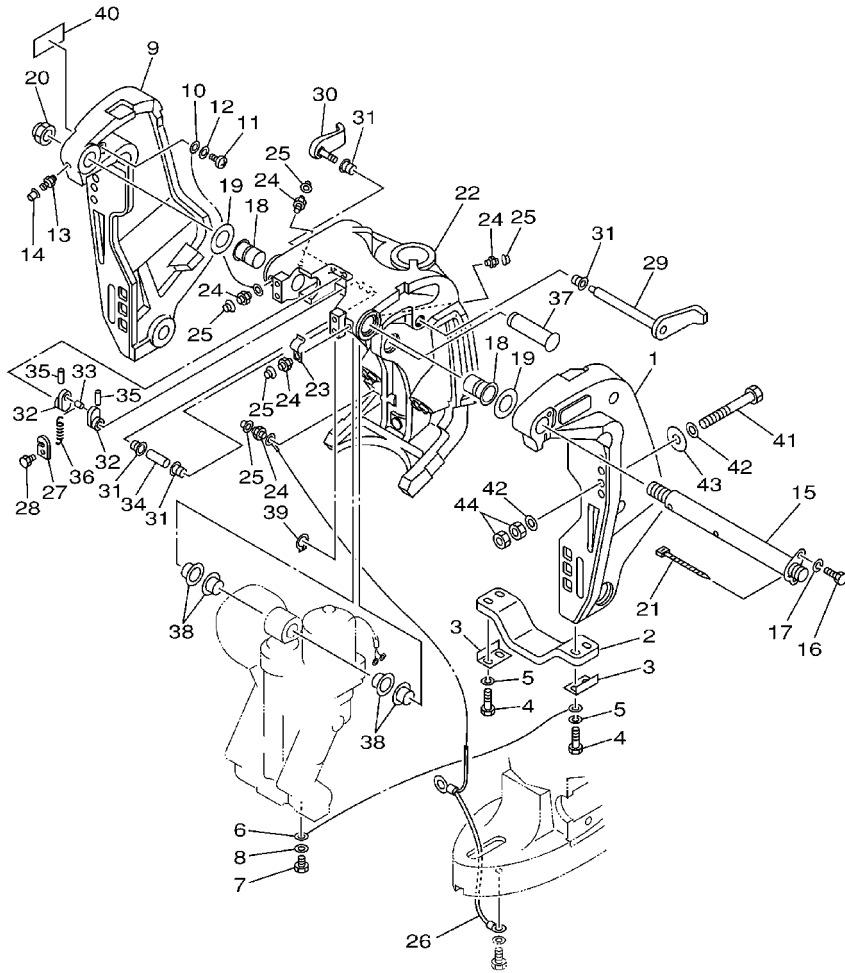
FIG. 21 CONTROL



FWD
68V0010-1200

| REF. NO. | PART NO. | DESCRIPTION | 68V2 | 68W2 | REMARKS |
|----------|--------------|---------------------------|------|------|---------|
| | | | | | |
| 27 | 648-42715-00 | BUSHING | 1 | 1 | |
| 28 | 663-48344-00 | CABLE END, REMOTE CONTROL | 1 | 1 | |
| 29 | 90468-18008 | CLIP | 1 | 1 | |
| 30 | 68V-42157-00 | LEVER, THROTTLE | 1 | 1 | |
| 31 | 90201-10M02 | WASHER, PLATE | 1 | 1 | |
| 32 | 90206-10M04 | WASHER, WAVE | 1 | 1 | |
| 33 | 90387-06M21 | COLLAR | 1 | 1 | |
| 34 | 90179-06M28 | NUT | 1 | 1 | |
| 35 | 68V-42154-00 | LEVER, THROTTLE CONTROL | 1 | 1 | |
| 36 | 67F-44135-00 | SPRING | 1 | 1 | |
| 37 | 90387-06M21 | COLLAR | 1 | 1 | |
| 38 | 97095-06035 | BOLT | 1 | 1 | |
| 39 | 92995-06100 | WASHER, SPRING | 1 | 1 | |
| 40 | 92995-06600 | WASHER | 1 | 1 | |
| 41 | 90201-10M02 | WASHER, PLATE | 1 | 1 | |
| 42 | 90206-10M04 | WASHER, WAVE | 1 | 1 | |
| 43 | 90201-06M31 | WASHER, PLATE | 1 | 1 | |

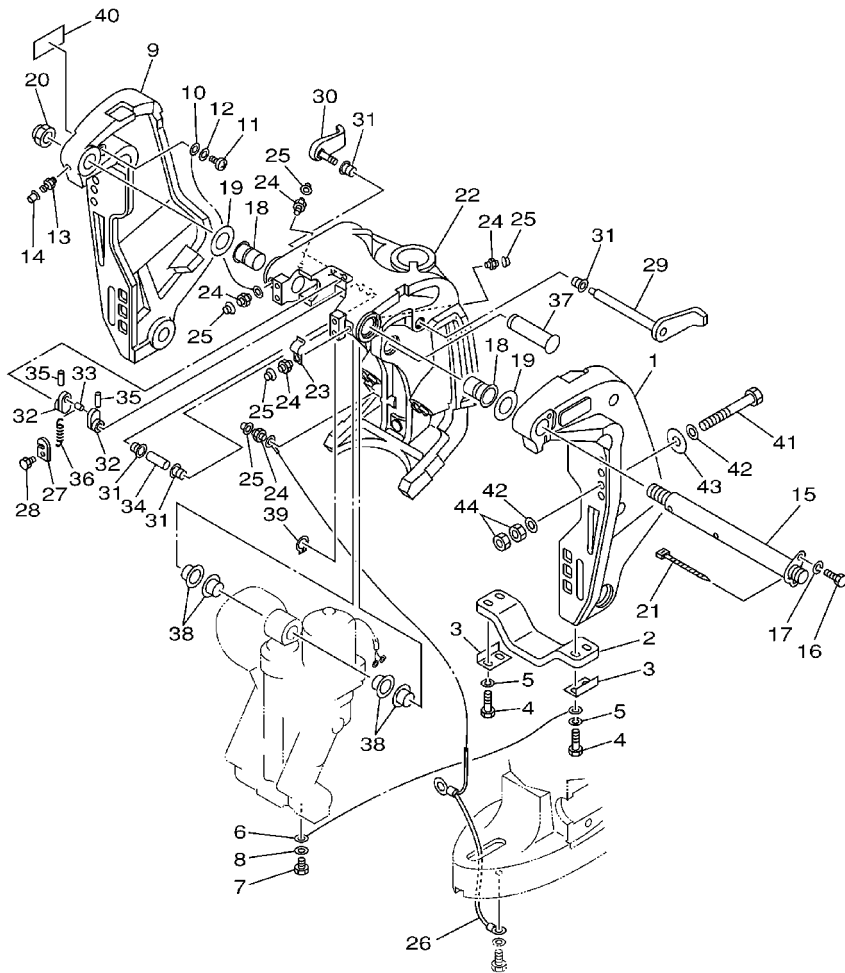
FIG. 22 BRACKET 1



68V1100-2220

| REF. NO. | PART NO. | DESCRIPTION | 68V2 | 68W2 | REMARKS |
|----------|-----------------|---------------------|------|------|---------|
| 1 | 68V-43111-01-8D | BRACKET, CLAMP | 1 | 1 | |
| 2 | 6G5-45251-02 | ANODE | 1 | 1 | |
| 3 | 6G5-44526-00 | PLATE | 2 | 2 | |
| 4 | 97095-06030 | BOLT | 4 | 4 | |
| 5 | 92995-06100 | WASHER, SPRING | 4 | 4 | |
| 6 | 6E5-82148-00 | WIRE, LEAD 4 | 1 | 1 | |
| 7 | 97095-06010 | BOLT | 1 | 1 | |
| 8 | 92995-06600 | WASHER | 1 | 1 | |
| 9 | 68V-43112-01-8D | BRACKET, CLAMP | 1 | 1 | |
| 10 | 6E5-82148-00 | WIRE, LEAD 4 | 1 | 1 | |
| 11 | 97880-06012 | SCREW, PAN HEAD | 1 | 1 | |
| 12 | 92990-06600 | WASHER, PLATE | 1 | 1 | |
| 13 | 93700-06M03 | NIPPLE, GREASE | 1 | 1 | |
| 14 | 663-45119-00 | CAP, GREASE NIPPLE | 1 | 1 | AP |
| 15 | 64E-43131-01 | BOLT, CLAMP BRACKET | 1 | 1 | |
| 16 | 97095-08020 | BOLT | 1 | 1 | |
| 17 | 92995-08100 | WASHER | 1 | 1 | |
| 18 | 90386-25M31 | BUSH | 2 | 2 | |
| 19 | 90201-26M59 | WASHER, PLATE | 2 | 2 | |
| 20 | 90185-22M11 | NUT, SELF-LOCKING | 1 | 1 | |
| 21 | 90465-11M10 | CLAMP | 1 | 1 | |
| 22 | 64E-43311-10-8D | BRACKET, SWIVEL 1 | 1 | | L |
| | 64E-43311-20-8D | BRACKET, SWIVEL 1 | 1 | 1 | X |
| 23 | 90465-08M63 | CLAMP | 1 | 1 | |
| 24 | 93700-06M03 | NIPPLE, GREASE | 5 | 5 | |
| 25 | 663-45119-00 | CAP, GREASE NIPPLE | 5 | 5 | AP |
| 26 | 66K-82149-00 | WIRE, LEAD 3 | 1 | | L |

FIG. 22 BRACKET 1

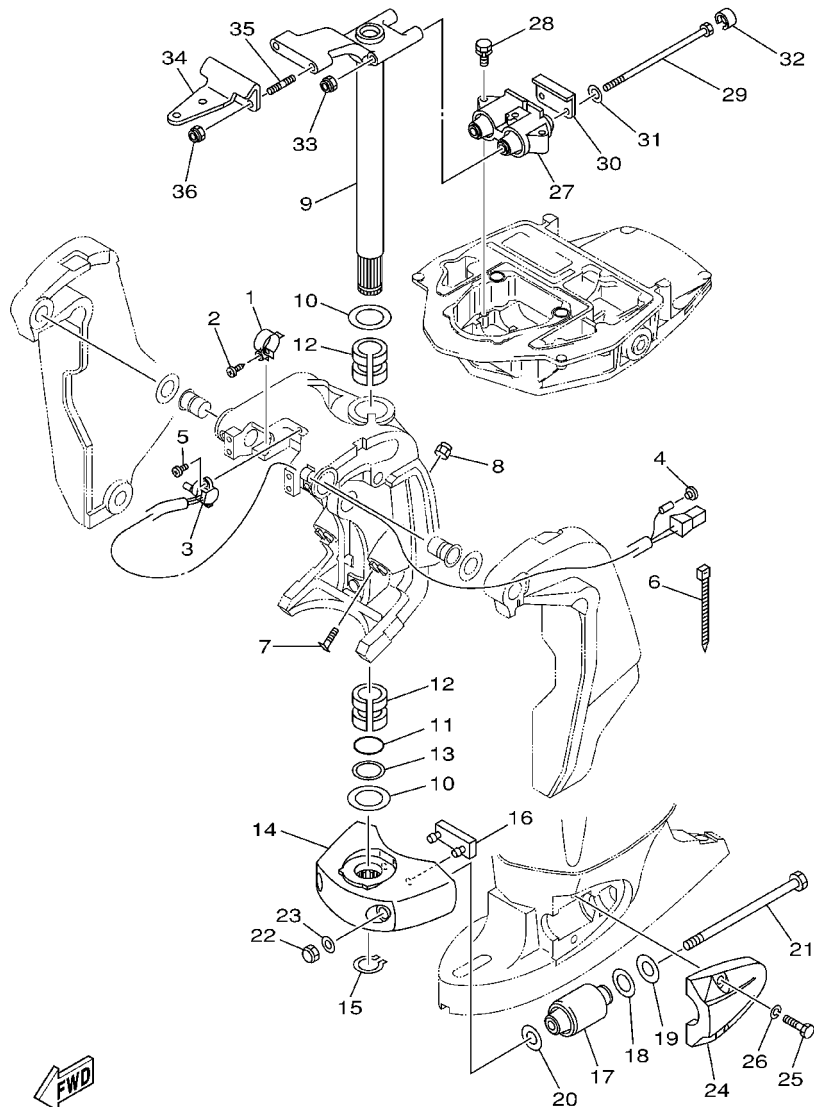


| REF. NO. | PART NO. | DESCRIPTION | 68V2 | 68W2 | REMARKS |
|----------|--------------|------------------------|------|------|-------------------|
| 26 | 68V-82149-30 | WIRE, LEAD 3 | 1 | 1 | X |
| 27 | 66T-43144-00 | HOOK, SPRING | 1 | 1 | |
| 28 | 97095-06010 | BOLT | 1 | 1 | |
| 29 | 6G5-43181-02 | LEVER, TILT STOP | 1 | 1 | |
| 30 | 6G5-43185-02 | LEVER, TILT STOP | 1 | 1 | |
| 31 | 90386-10M16 | BUSH | 4 | 4 | |
| 32 | 6G5-43148-00 | COLLAR, DISTANCE | 2 | 2 | |
| 33 | 90249-06M19 | PIN | 1 | 1 | |
| 34 | 90387-10M05 | COLLAR | 1 | 1 | |
| 35 | 91690-30020 | PIN, SPRING | 2 | 2 | |
| 36 | 90506-14M24 | SPRING, TENSION | 1 | 1 | |
| 37 | 64E-43126-00 | PIN, UPPER SHOCK MOUNT | 1 | 1 | |
| 38 | 90386-22M98 | BUSH | 4 | 4 | |
| 39 | 93410-22M11 | CIRCLIP | 1 | 1 | |
| 40 | 63V-82377-50 | LABEL (SPARK,IGNITION) | 1 | 1 | FOR CANADA |
| 41 | 90101-12M05 | BOLT (L:130MM) | 4 | 4 | FOR USA,CANADA |
| | 90101-12M77 | BOLT (L:150MM) | 2 | 2 | FOR USA,CANADA |
| | 90101-12M03 | BOLT (L:115MM) | 4 | 4 | FOR OCEANIA,CARIB |
| 42 | 90201-13M01 | WASHER, PLATE | 8 | 8 | |
| 43 | 90201-12M05 | WASHER, PLATE | 4 | 4 | |
| 44 | 95380-12600 | NUT | 8 | 8 | |



68V1100-2220

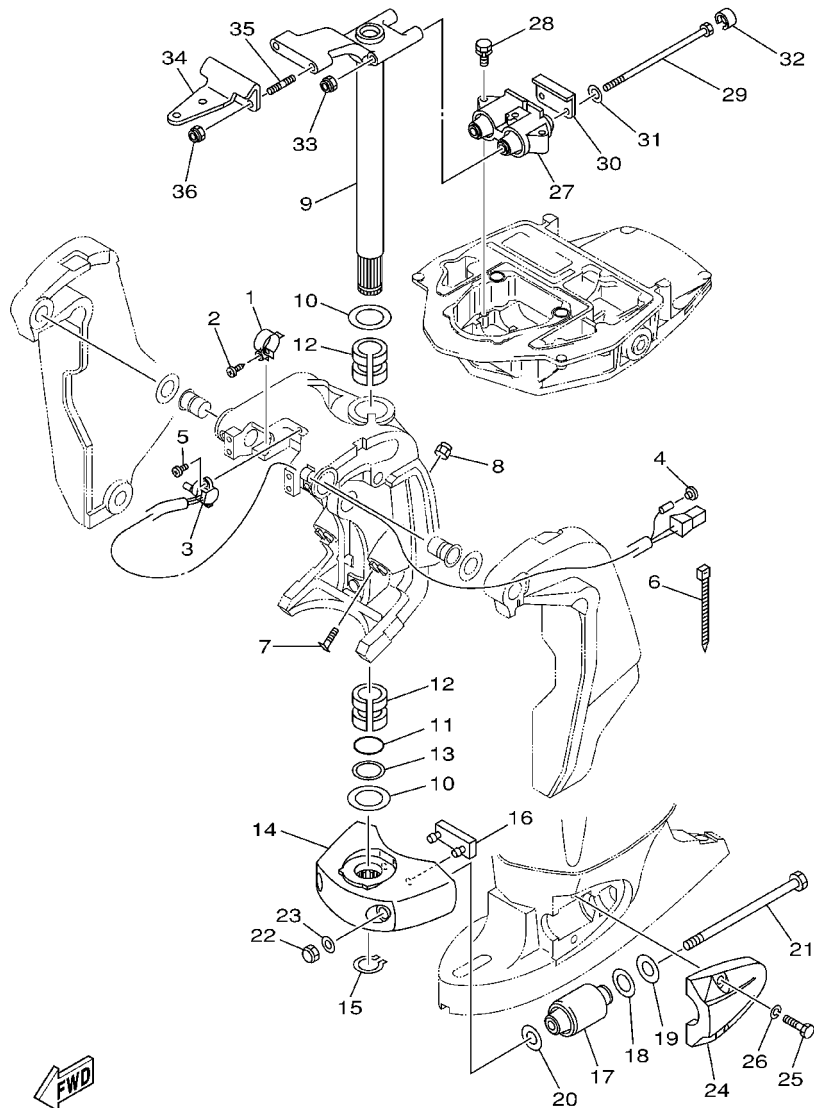
FIG. 23 BRACKET 2



68V0010-0220

| REF. NO. | PART NO. | DESCRIPTION | 68V2 | 68W2 | REMARKS |
|----------|-----------------|-----------------------------|------|------|---------|
| 1 | 64E-43139-02 | CAM, TRIM SENDER | 1 | 1 | |
| 2 | 97780-60525 | SCREW, TAPPING | 1 | 1 | |
| 3 | 64E-83672-02 | TRIM SENDER | 1 | 1 | |
| 4 | 703-82119-00 | COVER, LEAD WIRE | 1 | 1 | |
| 5 | 97885-06016 | SCREW, PAN HEAD | 2 | 2 | |
| 6 | 90465-11M10 | CLAMP | 3 | 3 | |
| 7 | 61A-43376-00 | BOLT, THRUST RECEIVER | 2 | 2 | |
| 8 | 95780-10300 | NUT, FLANGE | 2 | 2 | |
| 9 | 68V-42510-10-8D | STEERING BRACKET ASSY | 1 | | L |
| | 68V-42510-30-8D | STEERING BRACKET ASSY | 1 | 1 | X |
| 10 | 90201-38M60 | WASHER, PLATE | 2 | 2 | |
| 11 | 93210-37MH7 | O-RING | 1 | 1 | |
| 12 | 90386-38M32 | BUSH | 2 | 2 | |
| 13 | 90202-40M47 | WASHER, PLATE | 1 | 1 | |
| 14 | 68V-44551-00-8D | HOUSING, LOWER MOUNT RUBBER | 1 | 1 | |
| 15 | 93410-37M04 | CIRCLIP | 1 | 1 | |
| 16 | 61A-44575-00 | DAMPER, LOWER MOUNT RUBBER | 1 | 1 | |
| 17 | 61A-44555-01-94 | MOUNT DAMPER, LOWER SIDE | 2 | 2 | |
| 18 | 90202-32M19 | WASHER, PLATE | 2 | 2 | |
| 19 | 90201-16M55 | WASHER, PLATE | 2 | 2 | |
| 20 | 90201-15M58 | WASHER, PLATE | 2 | 2 | |
| 21 | 90109-14MA7 | BOLT | 2 | 2 | |
| 22 | 95380-14600 | NUT | 2 | 2 | |
| 23 | 92995-14600 | WASHER | 2 | 2 | |
| 24 | 68V-44553-00-8D | COVER, LOWER MOUNT | 2 | 2 | |
| 25 | 97075-10040 | BOLT | 4 | 4 | |
| 26 | 92995-10100 | WASHER | 4 | 4 | |

FIG. 23 BRACKET 2

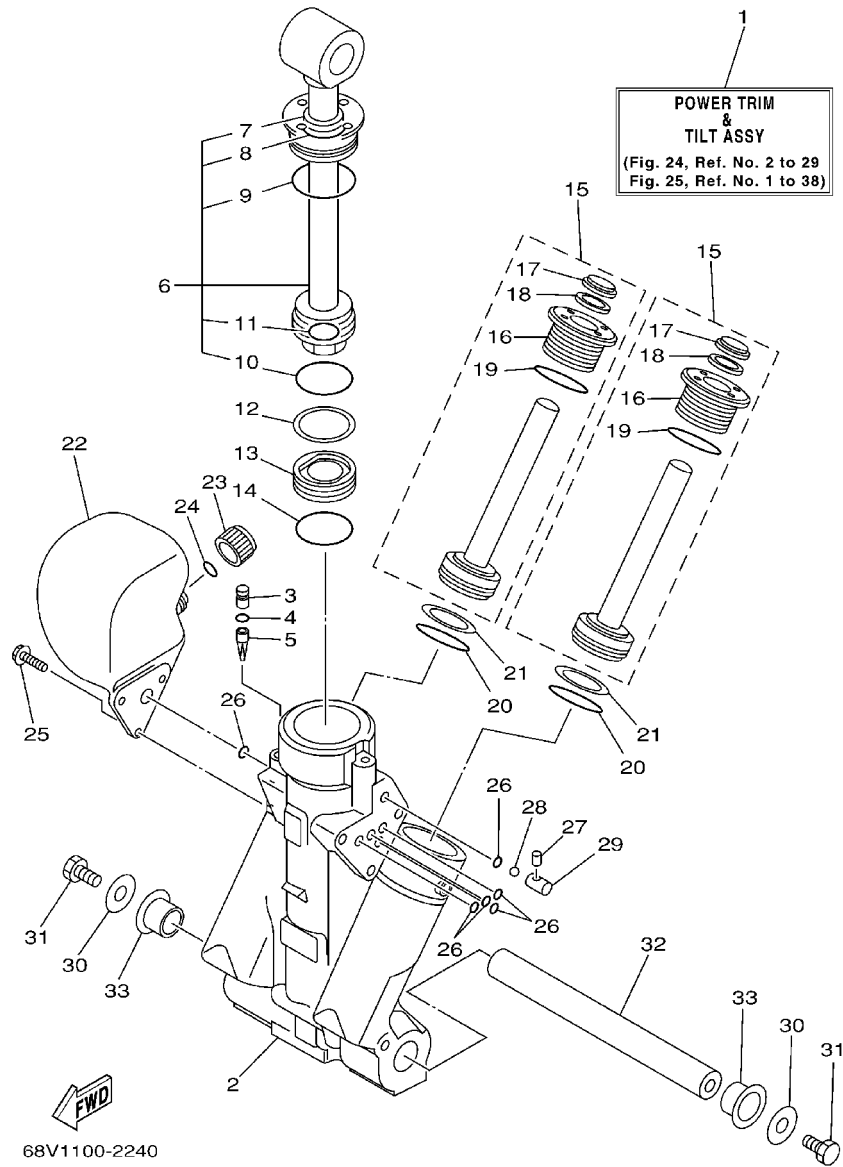


| REF. NO. | PART NO. | DESCRIPTION | 68V2 | 68W2 | REMARKS |
|----------|-----------------|----------------------------|------|------|---------|
| 27 | 67F-44514-00-94 | MOUNT DAMPER, UPPER SIDE | 1 | 1 | |
| 28 | 97575-08445 | BOLT, WITH WASHER | 3 | 3 | |
| 29 | 90109-12M37 | BOLT | 2 | 2 | |
| 30 | 67F-44526-00 | PLATE | 1 | 1 | |
| 31 | 90201-12M09 | WASHER, PLATE | 2 | 2 | |
| 32 | 67F-44533-00 | DAMPER, UPPER MOUNT RUBBER | 2 | 2 | |
| 33 | 90185-12M12 | NUT, SELF-LOCKING | 2 | 2 | |
| 34 | 68V-48511-00-8D | HOOK, STEERING | 1 | 1 | |
| 35 | 90116-10175 | BOLT, STUD | 2 | 2 | |
| 36 | 90185-10051 | NUT, SELF-LOCKING | 2 | 2 | |



68V0010-0220

FIG. 24 POWER TRIM & TILT ASSY 1



68V1100-2240

| REF. NO. | PART NO. | DESCRIPTION | 68V2 | 68W2 | REMARKS |
|----------|-----------------|---------------------------|------|------|---------|
| | | | | | |
| 1 | 68V-43800-01-4D | POWER TRIM & TILT ASSY | 1 | 1 | |
| 2 | 64E-43825-01 | HOUSING, TRIM & TILT | 1 | 1 | |
| 3 | 64E-4388J-00 | PLUG 2 | 1 | 1 | |
| 4 | 93210-10M74 | O-RING | 1 | 1 | |
| 5 | 64E-43817-00 | FILTER 2 | 1 | 1 | |
| 6 | 64E-43810-00 | TILT PISTON SUB ASSY | 1 | 1 | |
| 7 | 64E-43898-00 | .SEAL ,DUST 2 | 1 | 1 | |
| 8 | 64E-43867-00 | .O-RING | 1 | 1 | |
| 9 | 64E-43866-00 | .O-RING | 1 | 1 | |
| 10 | 6E5-43862-00 | .O-RING | 1 | 1 | |
| 11 | 64E-43883-00 | .O-RING | 1 | 1 | |
| 12 | 6E5-43872-00 | RING, BACK UP | 1 | 1 | |
| 13 | 6E5-43814-02 | PISTON, FREE | 1 | 1 | |
| 14 | 6E5-43862-00 | O-RING | 1 | 1 | |
| 15 | 64E-43820-00 | TRIM PISTON SUB ASSY | 2 | 2 | |
| 16 | 64E-43821-00 | .SCREW, TRIM CYLINDER END | 1 | 1 | |
| 17 | 64E-43822-00 | .SEAL, TRIM DUST | 1 | 1 | |
| 18 | 64E-4384J-00 | .SEAL, TRIM DOWN | 1 | 1 | |
| 19 | 6G5-43864-00 | .O-RING | 1 | 1 | |
| 20 | 6E5-43864-00 | O-RING | 2 | 2 | |
| 21 | 6E5-43874-01 | RING, BACK UP | 2 | 2 | |
| 22 | 64E-43828-00 | BODY, RESERVOIR | 1 | 1 | |
| 23 | 64E-43829-00 | PLUG, RESERVOIR | 1 | 1 | |
| 24 | 64E-43897-00 | O-RING | 1 | 1 | |
| 25 | 64E-4388E-00 | BOLT ,SCREW (L:14MM) | 3 | 3 | |
| 26 | 64E-43869-00 | O-RING | 6 | 6 | |
| 27 | 64E-4381G-00 | PIN | 1 | 1 | |

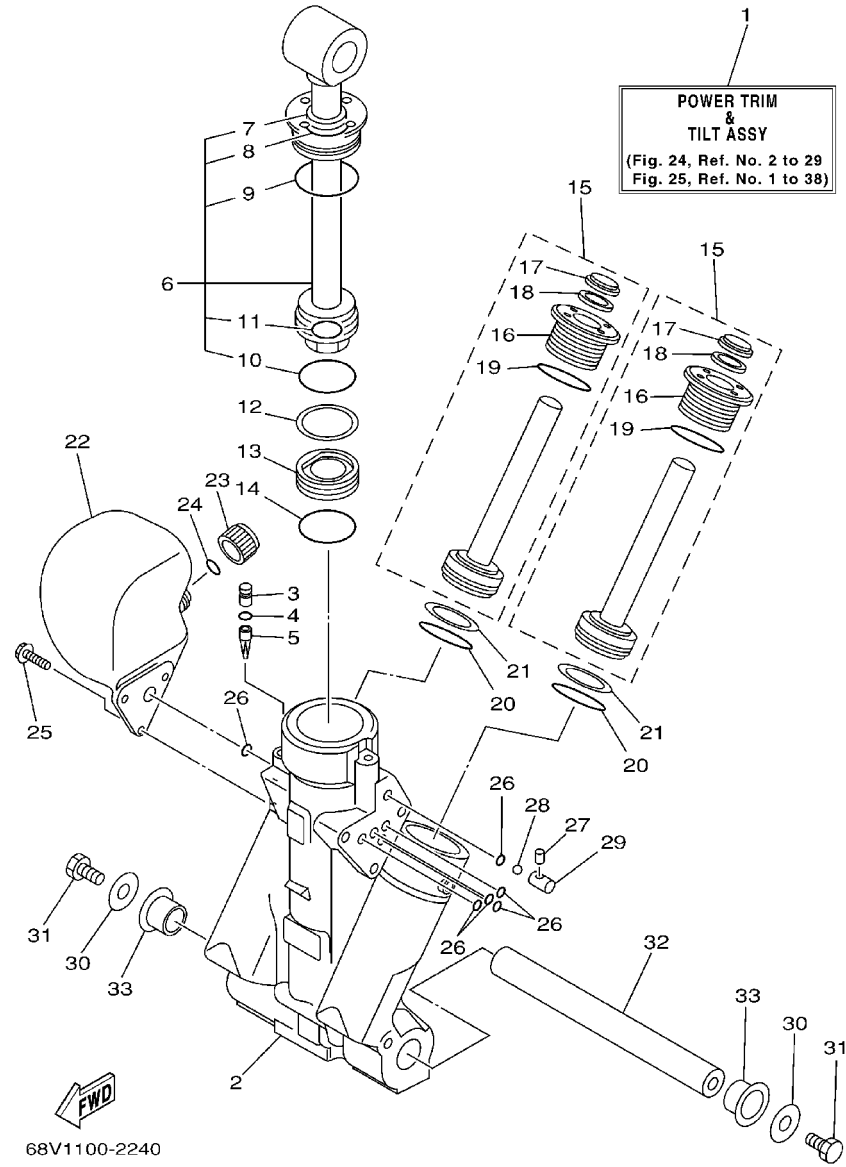
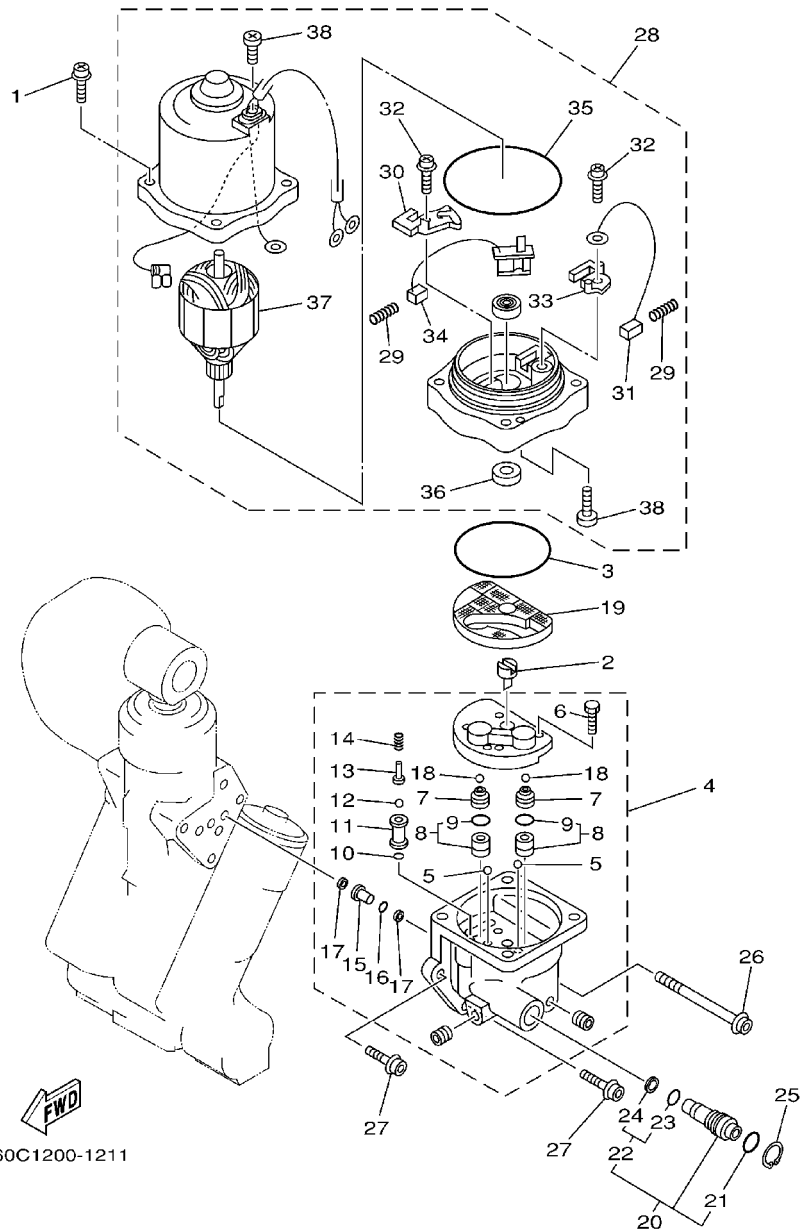


FIG. 24 POWER TRIM & TILT ASSY 1

| REF. NO. | PART NO. | DESCRIPTION | 68V2 | 68W2 | REMARKS |
|----------|--------------|------------------------|------|------|---------|
| 28 | 6E5-43858-00 | BALL | 1 | 1 | |
| 29 | 64E-4382G-00 | VALVE, SEAT | 1 | 1 | |
| 30 | 90201-08M14 | WASHER, PLATE | 2 | 2 | |
| 31 | 97080-08016 | BOLT | 2 | 2 | |
| 32 | 64E-43818-01 | PIN, LOWER SHOCK MOUNT | 1 | 1 | |
| 33 | 90386-22M98 | BUSH | 2 | 2 | |
| ----- | | | | | |
| ----- | | | | | |
| ----- | | | | | |
| ----- | | | | | |
| ----- | | | | | |
| ----- | | | | | |
| ----- | | | | | |
| ----- | | | | | |
| ----- | | | | | |
| ----- | | | | | |

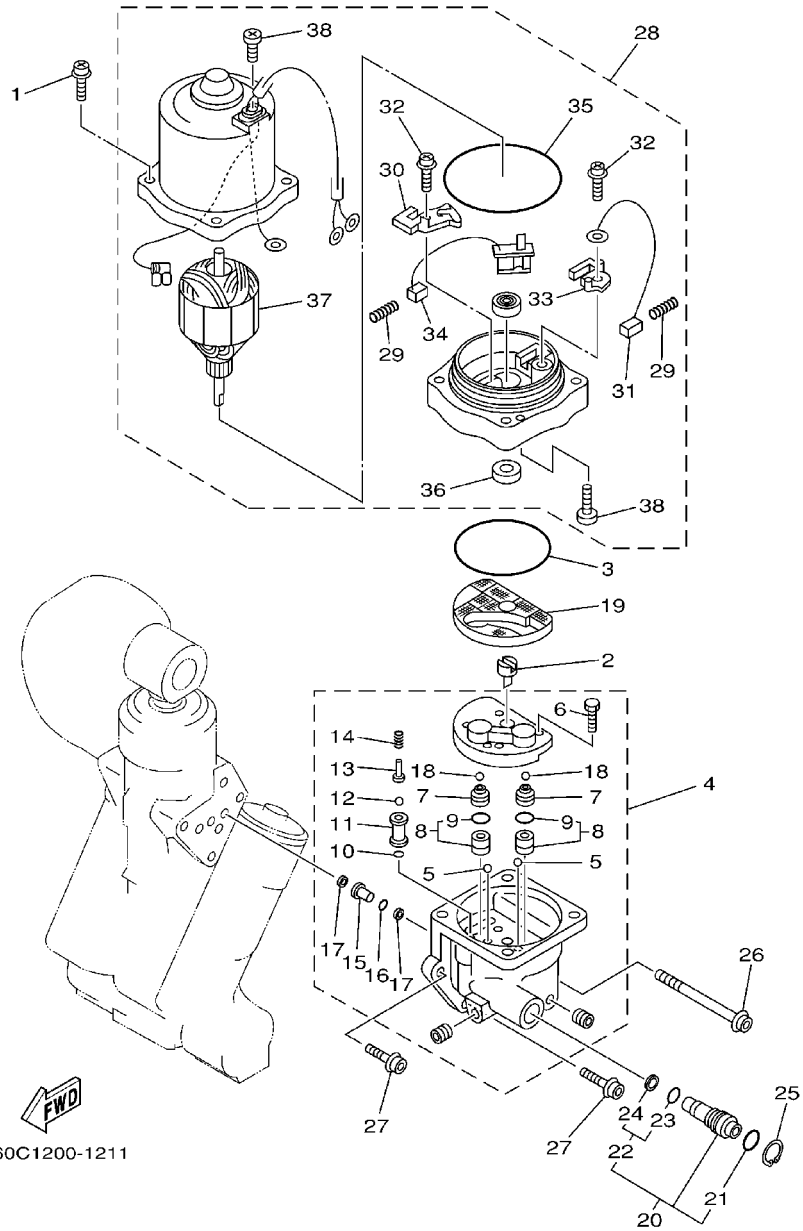
FIG. 25 POWER TRIM & TILT ASSY 2



60C1200-1211

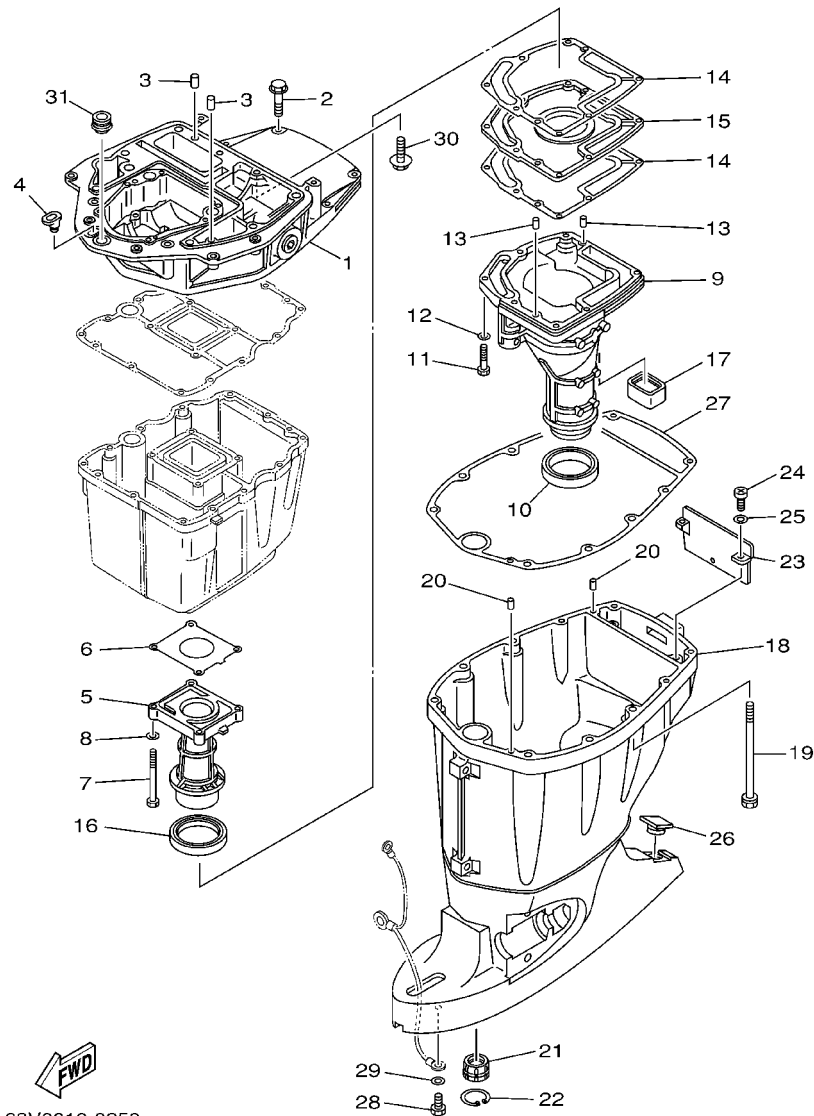
| REF. NO. | PART NO. | DESCRIPTION | 68V2 | 68W2 | REMARKS |
|----------|--------------|------------------------|------|------|---------|
| 1 | 64E-4388E-10 | BOLT ,SCREW (L:34.7MM) | 4 | 4 | |
| 2 | 64E-43831-00 | CONNECTOR, SHAFT | 1 | 1 | |
| 3 | 64E-43868-00 | O-RING | 1 | 1 | |
| 4 | 68V-43830-00 | GEAR PUMP ASSY | 1 | 1 | |
| 5 | 72X-43858-00 | .BALL | 2 | 2 | |
| 6 | 64E-43843-00 | .SCREW, VALVE LOCK | 4 | 4 | |
| 7 | 64E-43841-00 | .PISTON, SHUTTLE | 2 | 2 | |
| 8 | 64E-43802-00 | .VALVE SUB ASSY | 2 | 2 | |
| 9 | 6E5-43896-00 | ..O-RING | 1 | 1 | |
| 10 | 6G5-43863-00 | .O-RING | 1 | 1 | |
| 11 | 66Y-43851-00 | .SEAT, RELIEF VALVE | 1 | 1 | |
| 12 | 64E-43858-00 | .BALL | 1 | 1 | |
| 13 | 64E-43859-00 | .PIN, VALVE SUPPORT | 1 | 1 | |
| 14 | 68V-43855-00 | .SPRING, UP RELIEF | 1 | 1 | |
| 15 | 64E-43850-00 | .VALVE SUB ASSY | 1 | 1 | |
| 16 | 64E-43865-00 | .O-RING | 1 | 1 | |
| 17 | 64E-43816-00 | .FILTER 1 | 2 | 2 | |
| 18 | 64E-43858-00 | .BALL | 2 | 2 | |
| 19 | 64E-43817-10 | FILTER 2 | 1 | 1 | |
| 20 | 64E-43860-00 | MANUAL VALVE SUB-ASSY | 1 | 1 | |
| 21 | 72X-85075-L0 | .O-RING | 1 | 1 | |
| 22 | 64E-43827-00 | .RING SET | 1 | 1 | |
| 23 | 64E-4387A-00 | ..O-RING | 1 | 1 | |
| 24 | 64E-43873-00 | ..RING, BACK UP | 1 | 1 | |
| 25 | 64E-43875-00 | RING, SNAP | 1 | 1 | |
| 26 | 64E-43879-10 | SCREW, WITH WASHER | 1 | 1 | |
| 27 | 64E-43879-00 | SCREW, WITH WASHER | 2 | 2 | |

FIG. 25 POWER TRIM & TILT ASSY 2



| REF. NO. | PART NO. | DESCRIPTION | 68V2 | 68W2 | | REMARKS |
|----------|--------------|------------------------------|------|------|--|---------|
| 28 | 68V-43880-01 | MOTOR ASSY | 1 | 1 | | |
| 29 | 6H1-4386K-10 | .SPRING, BRUSH | 2 | 2 | | |
| 30 | 64E-4380J-00 | .HOLDER, BRUSH | 1 | 1 | | |
| 31 | 64E-43891-00 | .BRUSH 1 | 1 | 1 | | |
| 32 | 97607-04310 | .SCREW, PAN HEAD WITH WASHER | 2 | 2 | | |
| 33 | 64E-4380F-00 | .HOLDER, BRUSH 2 | 1 | 1 | | |
| 34 | 64E-43892-00 | .BRUSH 2 | 1 | 1 | | |
| 35 | 6G5-43865-00 | .O-RING | 1 | 1 | | |
| 36 | 93102-08M43 | .OIL SEAL | 1 | 1 | | |
| 37 | 64E-43805-00 | .ARMATURE ASSY | 1 | 1 | | |
| 38 | 64E-43843-10 | .SCREW, VALVE LOCK | 3 | 3 | | |

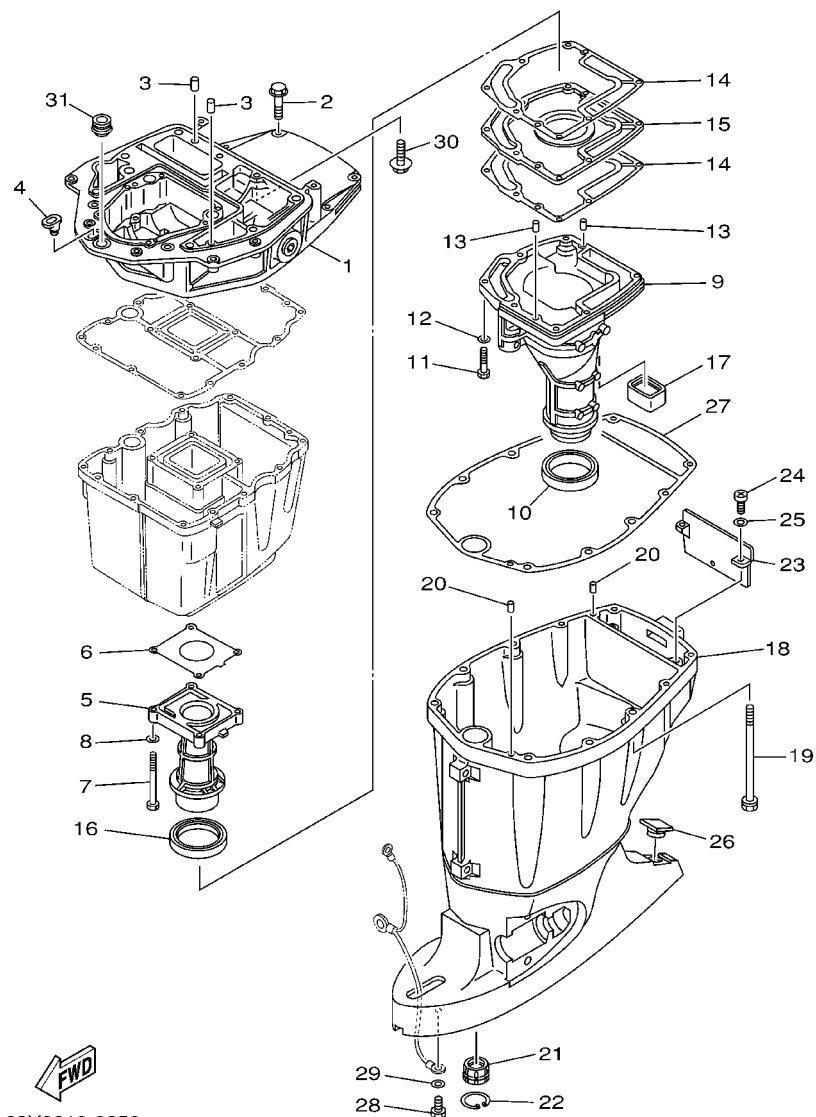
FIG. 26 UPPER CASING



68V0010-0250

| REF. NO. | PART NO. | DESCRIPTION | 68V2 | 68W2 | | REMARKS |
|----------|-----------------|----------------------------|------|------|--|---------|
| 1 | 67F-41137-01-94 | GUIDE, EXHAUST | 1 | 1 | | |
| 2 | 97575-08540 | BOLT, WITH WASHER | 4 | 4 | | |
| 3 | 93608-16M16 | PIN, DOWEL | 2 | 2 | | |
| 4 | 6G1-42727-00 | GROMMET | 1 | 1 | | |
| 5 | 67F-41131-00-5B | MANIFOLD, EXT. 1 | 1 | 1 | | |
| 6 | 67F-41133-A0 | GASKET, EXHAUST MANIFOLD 1 | 1 | 1 | | |
| 7 | 97075-06070 | BOLT | 4 | 4 | | |
| 8 | 92995-06600 | WASHER | 4 | 4 | | |
| 9 | 68V-14711-10-5B | MUFFLER 1 | 1 | | | L |
| | 68V-14711-30-5B | MUFFLER 1 | 1 | 1 | | X |
| 10 | 68V-45123-00 | GASKET, MUFFLER | 1 | 1 | | |
| 11 | 97075-06030 | BOLT | 7 | 7 | | |
| 12 | 92995-06600 | WASHER | 7 | 7 | | |
| 13 | 93606-19M23 | PIN, DOWEL | 2 | 2 | | |
| 14 | 67F-41134-A0 | GASKET, EXHAUST MANIFOLD | 2 | 2 | | |
| 15 | 67F-45181-00-5B | PLATE | 1 | 1 | | |
| 16 | 67F-41138-00 | SEAL, EXT. 1 | 1 | 1 | | |
| 17 | 67F-45127-00 | SEAL | 1 | 1 | | |
| 18 | 68V-45111-10-8D | CASING, UPPER | 1 | | | L |
| | 68V-45111-30-8D | CASING, UPPER | 1 | 1 | | X |
| 19 | 90119-10M08 | BOLT, WITH WASHER | 6 | 6 | | |
| 20 | 93608-16M16 | PIN, DOWEL | 2 | 2 | | |
| 21 | 6E5-45318-00 | BUSHING, DRIVE SHAFT | 1 | 1 | | |
| 22 | 93420-36M01 | CIRCLIP | 1 | 1 | | |
| 23 | 67F-45151-00 | COVER, UPPER CASING | 1 | 1 | | |
| 24 | 97880-06016 | SCREW, PAN HEAD | 2 | 2 | | |
| 25 | 92990-06600 | WASHER, PLATE | 2 | 2 | | |

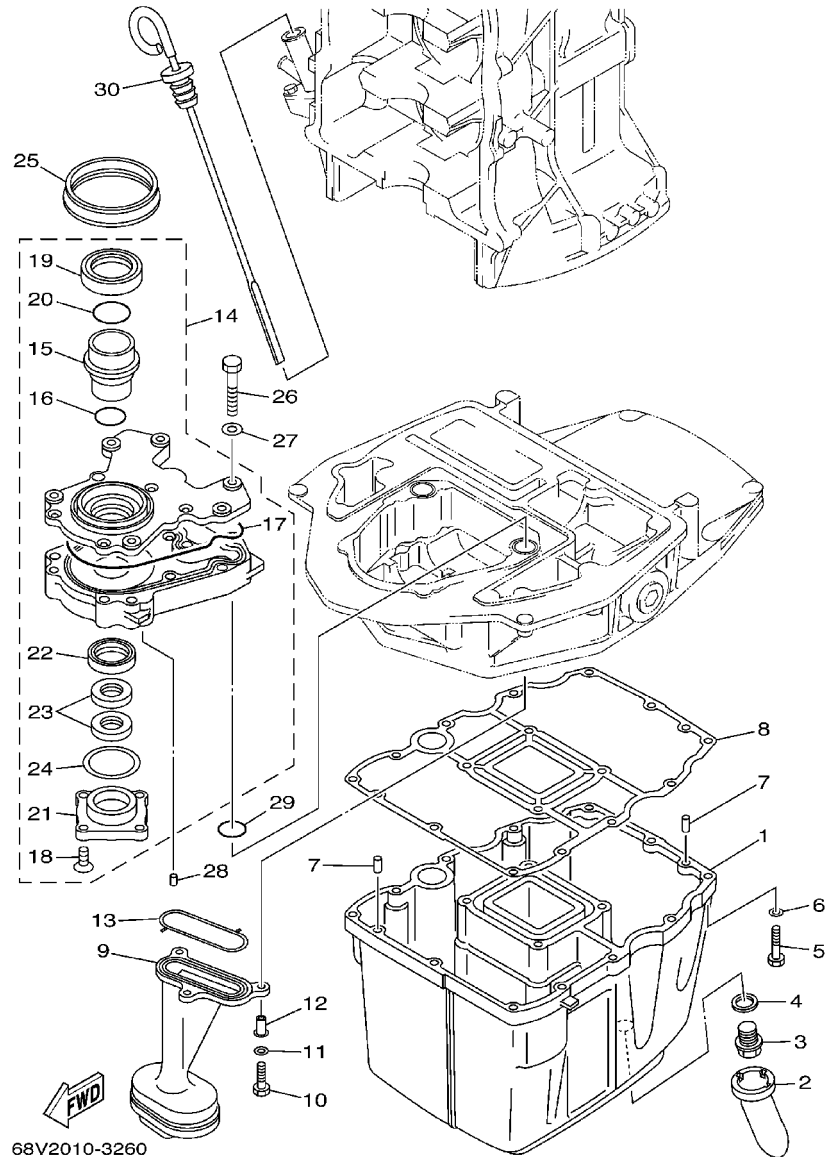
FIG. 26 UPPER CASING



68V0010-0250

| REF. NO. | PART NO. | DESCRIPTION | 68V2 | 68W2 | REMARKS |
|----------|--------------|----------------------|------|------|---------|
| 26 | 6H3-45155-00 | CAP | 1 | 1 | |
| 27 | 67F-45113-00 | GASKET, UPPER CASING | 1 | 1 | |
| 28 | 97095-06010 | BOLT | 1 | 1 | |
| 29 | 92995-06600 | WASHER | 1 | 1 | |
| 30 | 90119-08M58 | BOLT, WITH WASHER | 2 | 2 | |
| 31 | 67F-42724-00 | GROMMET | 1 | 1 | |
| | | | | | |
| | | | | | |
| | | | | | |
| | | | | | |
| | | | | | |
| | | | | | |
| | | | | | |

FIG. 27 OIL PAN



68V2010-3260

| REF. NO. | PART NO. | DESCRIPTION | 68V2 | 68W2 | REMARKS |
|----------|-----------------|----------------------|------|------|---------|
| 1 | 67F-15311-00-5B | OIL PAN | 1 | 1 | |
| 2 | 67F-15316-00 | DAMPER 1 | 1 | 1 | |
| 3 | 90340-14M06 | PLUG, STRAIGHT SCREW | 1 | 1 | |
| 4 | 90430-14M09 | GASKET | 1 | 1 | |
| 5 | 97075-06025 | BOLT | 12 | 12 | |
| 6 | 92995-06600 | WASHER | 12 | 12 | |
| 7 | 93606-12019 | PIN, DOWEL | 2 | 2 | |
| 8 | 67F-15312-00 | GASKET, OIL PAN | 1 | 1 | |
| 9 | 67F-13411-00 | STRAINER, OIL | 1 | 1 | |
| 10 | 97027-06025 | BOLT | 3 | 3 | |
| 11 | 92907-06600 | WASHER, PLATE | 3 | 3 | |
| 12 | 90387-06M64 | COLLAR | 3 | 3 | |
| 13 | 67F-13415-00 | SEAL, OIL STRAINER | 1 | 1 | |
| 14 | 67F-13300-10 | OIL PUMP ASSY | 1 | 1 | |
| 15 | 67F-13314-02 | .SHAFT, PUMP | 1 | 1 | |
| 16 | 67F-13473-01 | .O-RING | 1 | 1 | |
| 17 | 67F-13329-00 | .GASKET, PUMP COVER | 1 | 1 | |
| 18 | 67F-13495-00 | .SCREW | 1 | 1 | |
| 19 | 67F-13119-01 | .OIL SEAL | 1 | 1 | |
| 20 | 67F-13769-00 | .O-RING | 1 | 1 | |
| 21 | 67F-13914-00 | .HOUSING, PUMP | 1 | 1 | |
| 22 | 67F-13631-03 | .OIL SEAL | 1 | 1 | |
| 23 | 67F-13149-00 | .OIL SEAL | 2 | 2 | |
| 24 | 67F-13339-00 | .GASKET, PUMP COVER | 1 | 1 | |
| 25 | 67F-13338-00 | SEAL | 1 | 1 | |
| 26 | 97095-06045 | BOLT | 6 | 6 | |
| 27 | 92995-06600 | WASHER | 6 | 6 | |

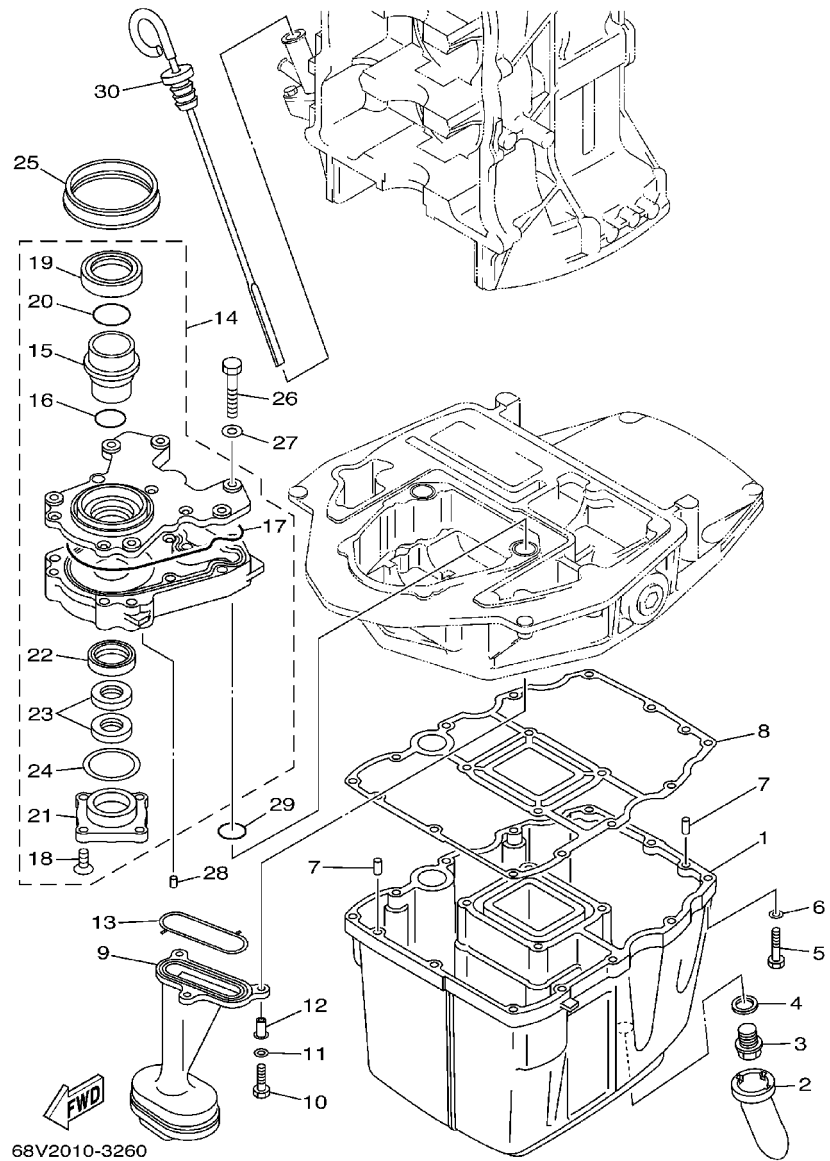
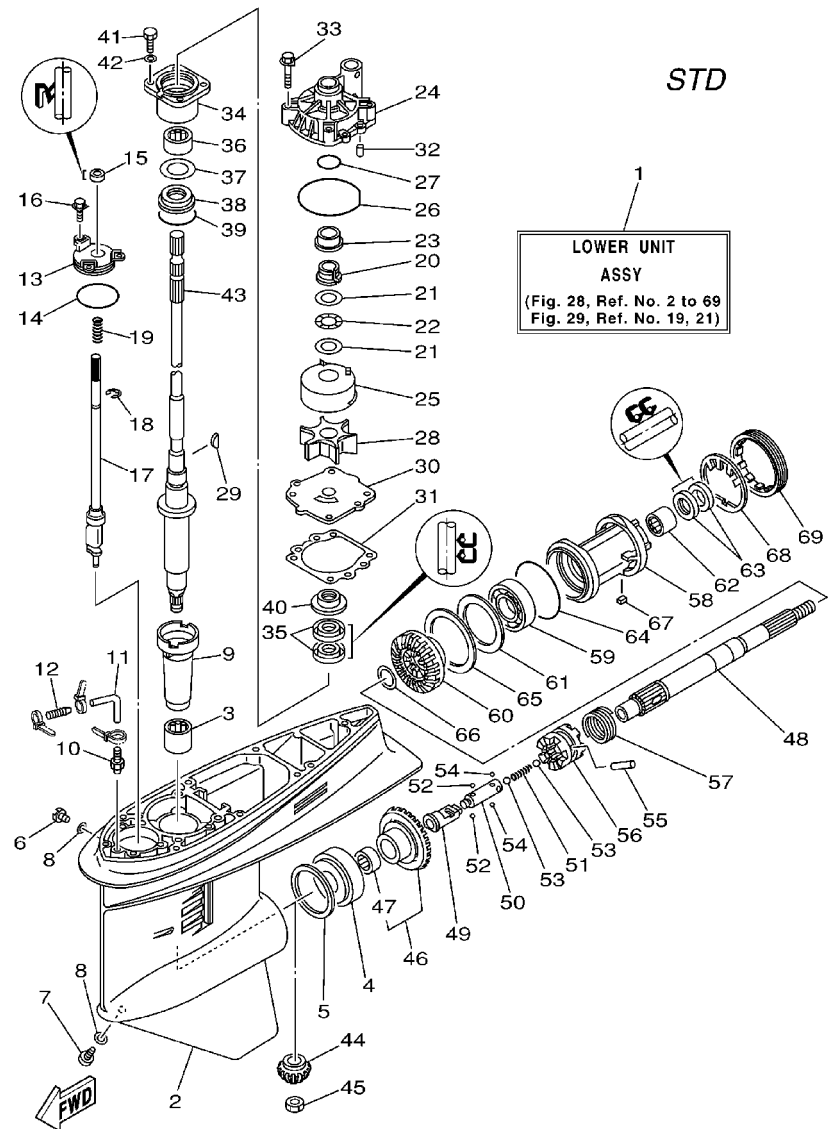


FIG. 27 OIL PAN

| REF. NO. | PART NO. | DESCRIPTION | 68V2 | 68W2 | REMARKS |
|----------|--------------|-----------------|------|------|---------|
| 28 | 93604-12M07 | PIN, DOWEL | 2 | 2 | |
| 29 | 93210-19MJ1 | O-RING | 2 | 2 | |
| 30 | 68V-15362-00 | PLUG, OIL LEVEL | 1 | 1 | |
| | | | | | |
| | | | | | |
| | | | | | |
| | | | | | |
| | | | | | |
| | | | | | |

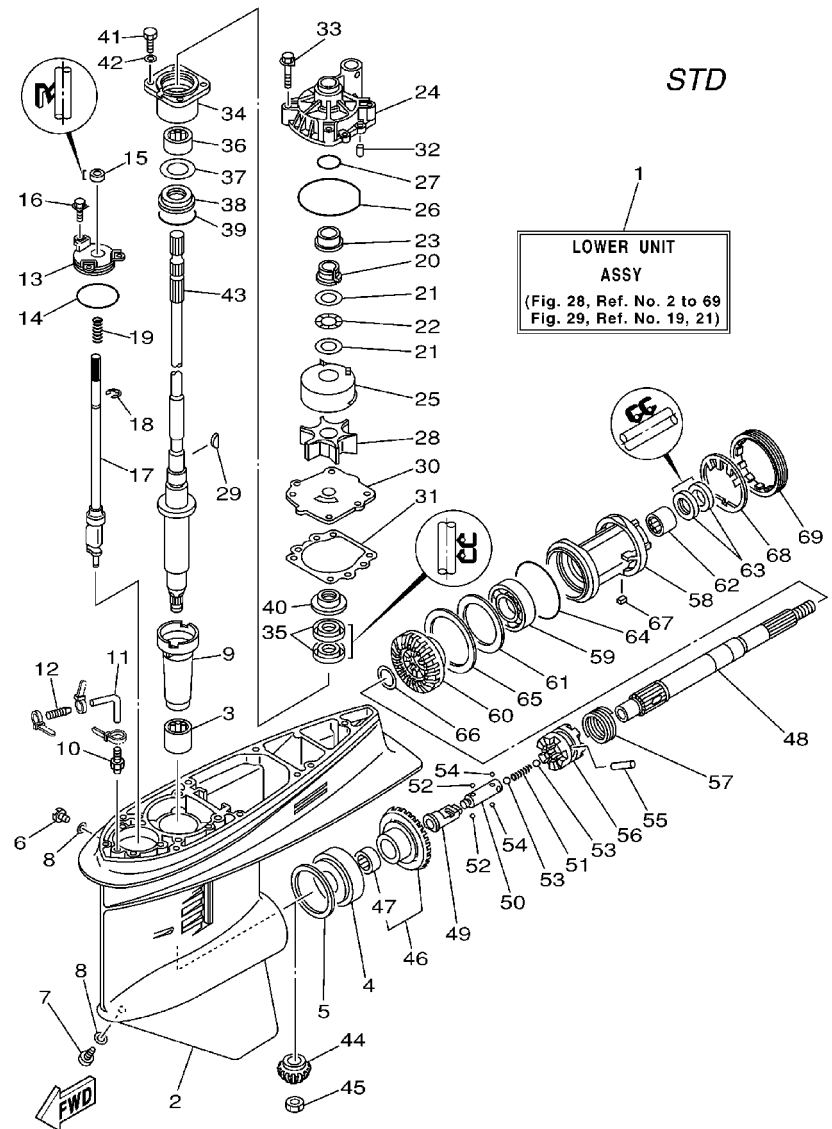
FIG. 28 LOWER CASING. DRIVE 1



68V1100-2280

| REF. NO. | PART NO. | DESCRIPTION | 68V2 | 68W2 | REMARKS |
|----------|-----------------|----------------------|------|------|---------|
| 1 | 68V-45300-12-8D | LOWER UNIT ASSY | 1 | | L |
| | 68V-45300-32-8D | LOWER UNIT ASSY | 1 | | X |
| 2 | 6E5-45301-05-8D | CASING, LOWER | 1 | | |
| 3 | 93315-628U9 | BEARING | 1 | | |
| 4 | 93332-000U7 | BEARING | 1 | | |
| 5 | 6E5-45567-01-10 | SHIM (T:0.10MM) | 1 | | UR |
| | 6E5-45567-01-12 | SHIM (T:0.12MM) | 1 | | UR |
| | 6E5-45567-01-15 | SHIM (T:0.15MM) | 1 | | UR |
| | 6E5-45567-01-18 | SHIM (T:0.18MM) | 1 | | UR |
| | 6E5-45567-01-30 | SHIM (T:0.30MM) | 1 | | UR |
| | 6E5-45567-01-40 | SHIM (T:0.40MM) | 1 | | UR |
| | 6E5-45567-01-50 | SHIM (T:0.50MM) | 1 | | UR |
| 6 | 90340-08002 | PLUG, STRAIGHT SCREW | 1 | | |
| 7 | 688-45341-10 | PLUG, DRAIN | 1 | | |
| 8 | 90430-08020 | GASKET | 2 | | |
| 9 | 6E5-45536-00 | SLEEVE, DRIVE SHAFT | 1 | | |
| 10 | 6E5-45378-00 | NIPPLE, HOSE | 1 | | |
| 11 | 90445-07ME8 | HOSE (L80) | 1 | | L |
| | 90445-07ME9 | HOSE (L120) | 1 | | X |
| 12 | 6E5-83558-10 | END, NIPPLE | 1 | | |
| 13 | 6E5-45321-00 | PLATE | 1 | | |
| 14 | 93210-58144 | O-RING | 1 | | |
| 15 | 93106-09014 | OIL SEAL | 1 | | |
| 16 | 90119-06M10 | BOLT, WITH WASHER | 3 | | |
| 17 | 6L6-44150-01 | SHIFT CAM ASSY | 1 | | |
| 18 | 99001-08800 | CIRCLIP | 1 | | |
| 19 | 90501-11M10 | SPRING, COMPRESSION | 1 | | |

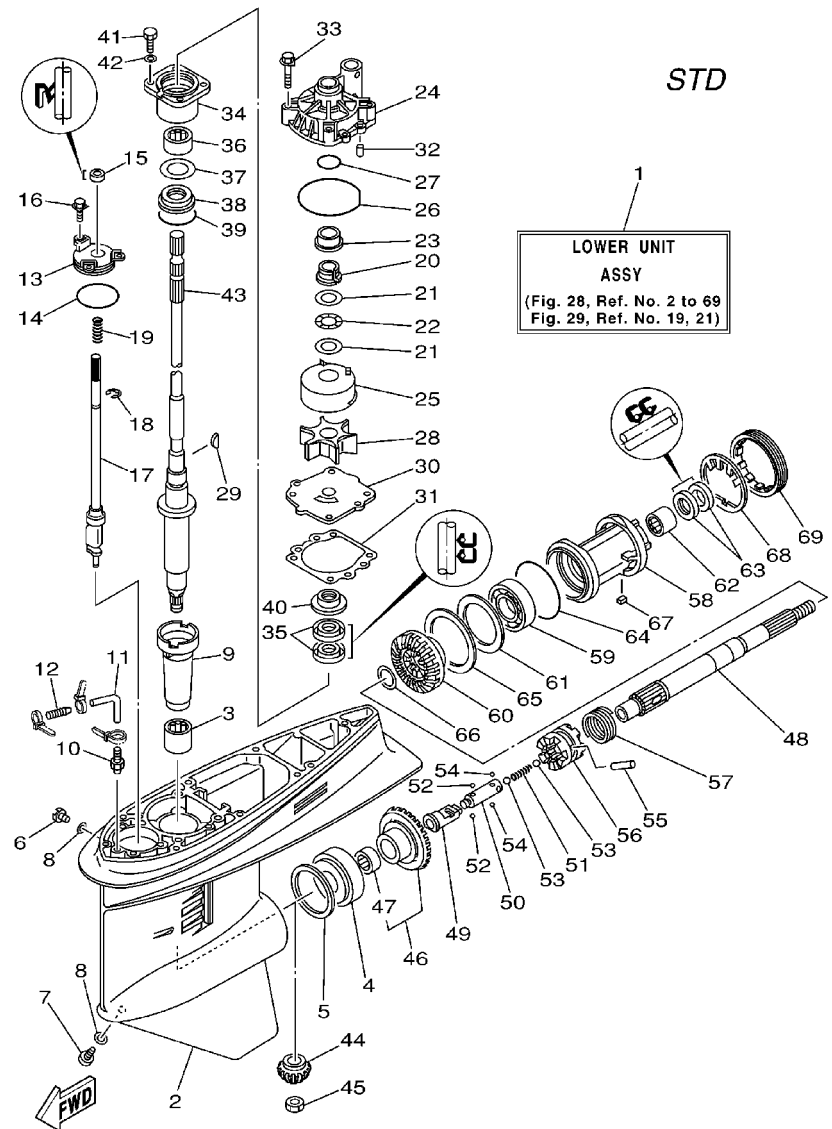
FIG. 28 LOWER CASING. DRIVE 1



68V1100-2280

| REF. NO. | PART NO. | DESCRIPTION | 68V2 | 68W2 | REMARKS |
|----------|-----------------|------------------------|------|------|---------|
| 20 | 61A-45538-00 | SPACER 1 | 1 | | |
| 21 | 90201-22M01 | WASHER, PLATE | 2 | | |
| 22 | 90206-22M19 | WASHER, WAVE | 1 | | |
| 23 | 61A-45527-00 | COLLAR, DRIVE SHAFT | 1 | | |
| 24 | 61A-44311-01 | HOUSING, WATER PUMP | 1 | | |
| 25 | 61A-44322-02 | INSERT, CARTRIDGE | 1 | | |
| 26 | 93210-86M38 | O-RING | 1 | | |
| 27 | 93210-37160 | O-RING | 1 | | |
| 28 | 6E5-44352-01 | IMPELLER | 1 | | |
| 29 | 90280-04M05 | KEY, WOODRUFF | 1 | | |
| 30 | 68V-44323-00 | OUTER PLATE, CARTRIDGE | 1 | | |
| 31 | 6E5-44315-A0 | GASKET, WATER PUMP | 1 | | |
| 32 | 93606-12019 | PIN, DOWEL | 2 | | |
| 33 | 90119-08M14 | BOLT, WITH WASHER | 4 | | |
| 34 | 6E5-45331-00-94 | HOUSING, BEARING | 1 | | |
| 35 | 93101-28M16 | OIL SEAL | 2 | | |
| 36 | 93317-330U2 | BEARING | 1 | | |
| 37 | 6E5-45587-01-10 | SHIM (T:0.10MM) | 1 | | UR |
| | 6E5-45587-01-12 | SHIM (T:0.12MM) | 1 | | UR |
| | 6E5-45587-01-15 | SHIM (T:0.15MM) | 1 | | UR |
| | 6E5-45587-01-18 | SHIM (T:0.18MM) | 1 | | UR |
| | 6E5-45587-01-30 | SHIM (T:0.30MM) | 1 | | UR |
| | 6E5-45587-01-40 | SHIM (T:0.40MM) | 1 | | UR |
| | 6E5-45587-01-50 | SHIM (T:0.50MM) | 1 | | UR |
| 38 | 93341-930V2 | BEARING | 1 | | |
| 39 | 93210-55M14 | O-RING | 1 | | |
| 40 | 6E5-45344-00 | COVER, OIL SEAL | 1 | | |

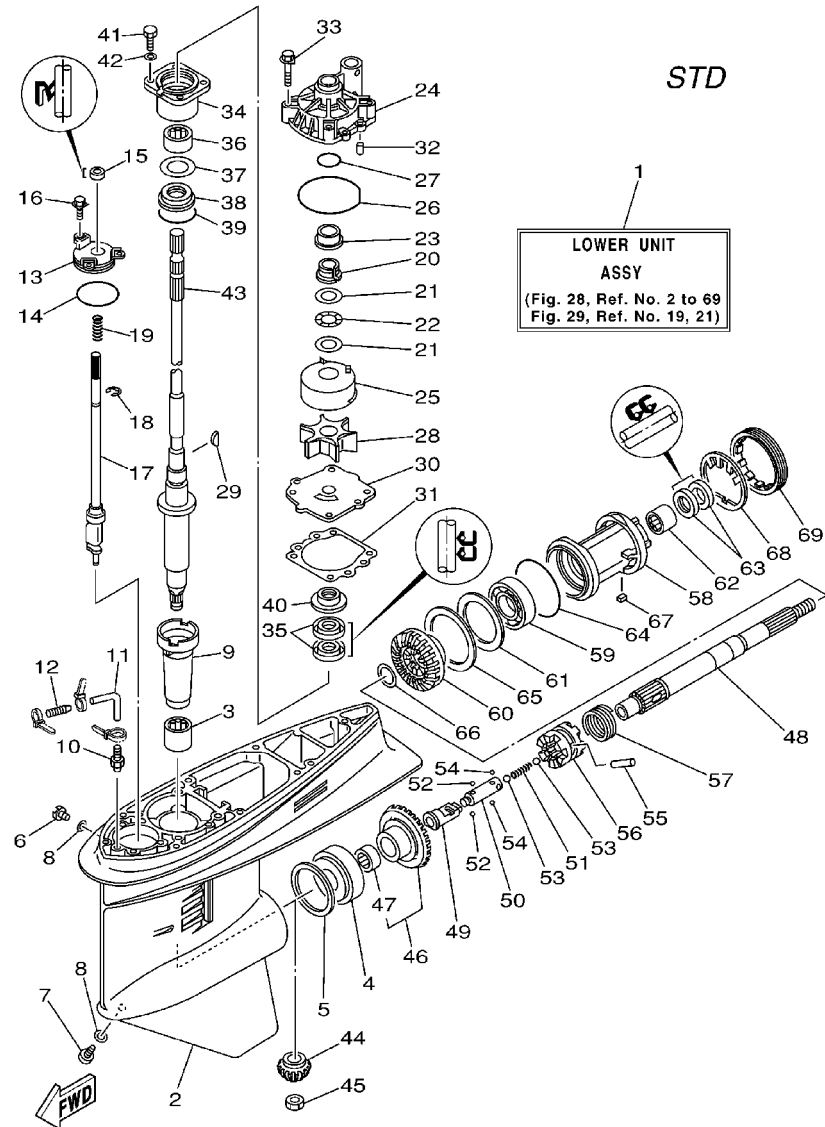
FIG. 28 LOWER CASING. DRIVE 1



68V1100-2280

| REF. NO. | PART NO. | DESCRIPTION | 68V2 | 68W2 | | REMARKS |
|----------|-----------------|---------------------|------|------|--|---------|
| 41 | 97095-08025 | BOLT | 4 | | | |
| 42 | 92995-08600 | WASHER | 4 | | | |
| 43 | 68V-45501-10 | DRIVE SHAFT COMP. | 1 | | | L |
| | 68V-45501-30 | DRIVE SHAFT COMP. | 1 | | | X |
| 44 | 68V-45551-00 | PINION | 1 | | | |
| 45 | 90170-16M01 | NUT | 1 | | | |
| 46 | 68V-45560-00 | GEAR | 1 | | | |
| 47 | 93315-425U7 | .BEARING | 1 | | | |
| 48 | 6E5-45611-01 | SHAFT, PROPELLER | 1 | | | |
| 49 | 6K1-45641-01 | SHIFTER | 1 | | | |
| 50 | 6E5-45634-01 | SLIDE, SHIFT | 1 | | | |
| 51 | 90501-16M37 | SPRING, COMPRESSION | 1 | | | |
| 52 | 93507-32009 | BALL | 2 | | | |
| 53 | 93511-32017 | BALL | 2 | | | |
| 54 | 93503-16003 | BALL | 2 | | | |
| 55 | 90250-08M07 | PIN, STRAIGHT | 1 | | | |
| 56 | 68V-45631-01 | CLUTCH, DOG | 1 | | | |
| 57 | 6E5-45633-01 | RING, CROSS PIN | 1 | | | |
| 58 | 6E5-45332-00-94 | HOUSING, BEARING | 1 | | | |
| 59 | 93306-208U0 | BEARING | 1 | | | |
| 60 | 68V-45571-00 | GEAR | 1 | | | |
| 61 | 6E5-45576-00 | WASHER, THRUST | 1 | | | |
| 62 | 93315-430U8 | BEARING | 1 | | | |
| 63 | 93101-30M17 | OIL SEAL | 2 | | | |
| 64 | 93210-86M39 | O-RING | 1 | | | |
| 65 | 6L6-45577-00-10 | SHIM (T:0.10MM) | 1 | | | UR |
| | 6L6-45577-00-12 | SHIM (T:0.12MM) | 1 | | | UR |

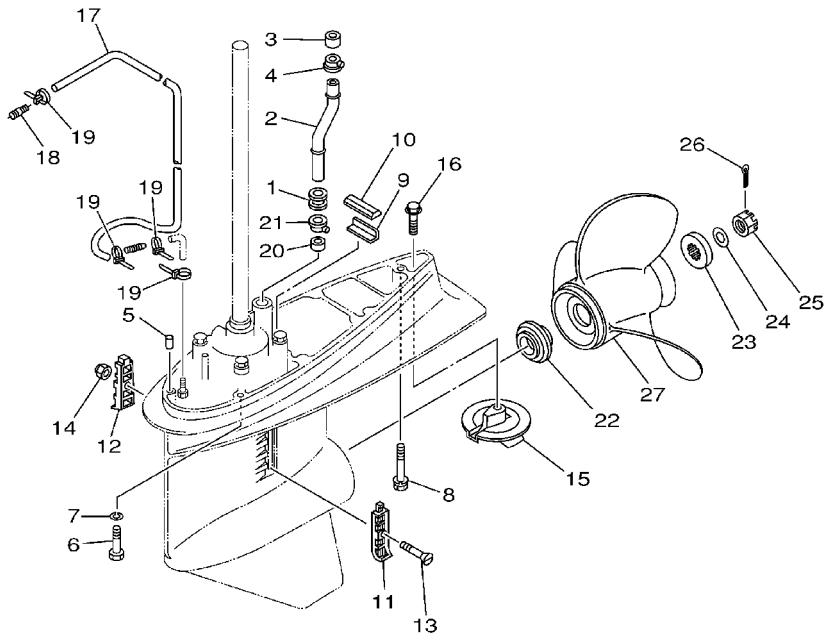
FIG. 28 LOWER CASING. DRIVE 1



68V1100-2280

| REF. NO. | PART NO. | DESCRIPTION | 68V2 | 68W2 | REMARKS |
|----------|-----------------|-----------------|------|------|---------|
| | | | | | |
| 65 | 6L6-45577-00-15 | SHIM (T:0.15MM) | 1 | | UR |
| | 6L6-45577-00-18 | SHIM (T:0.18MM) | 1 | | UR |
| | 6L6-45577-00-30 | SHIM (T:0.30MM) | 1 | | UR |
| | 6L6-45577-00-40 | SHIM (T:0.40MM) | 1 | | UR |
| | 6L6-45577-00-50 | SHIM (T:0.50MM) | 1 | | UR |
| 66 | 90201-30M92 | WASHER, PLATE | 2 | | |
| 67 | 90282-04010 | KEY, STRAIGHT | 1 | | |
| 68 | 688-45383-02 | WASHER, CLAW | 1 | | |
| 69 | 688-45384-00 | NUT | 1 | | |

FIG. 29 LOWER CASING. DRIVE 2



STD



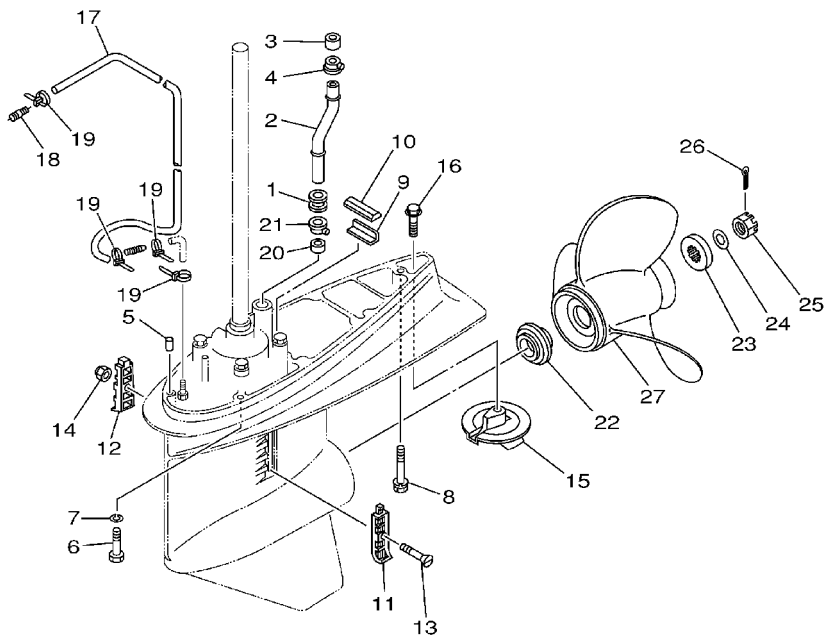
68V0100-1290

| REF. NO. | PART NO. | DESCRIPTION | 68V2 | 68W2 | REMARKS |
|----------|-----------------|---------------------------|------|------|---------|
| 1 | 6E5-44366-00 | DAMPER, WATER SEAL | 1 | | |
| 2 | 68V-44361-10 | TUBE, WATER | 1 | | L |
| | 68V-44361-30 | TUBE, WATER | 1 | | X |
| 3 | 6E5-44365-00 | DAMPER, WATER SEAL | 1 | | |
| 4 | 6E5-44312-00 | COVER, WATER PUMP HOUSING | 1 | | |
| 5 | 93608-12M05 | PIN, DOWEL | 2 | | |
| 6 | 97075-10045 | BOLT | 6 | | |
| 7 | 92995-10100 | WASHER | 6 | | |
| 8 | 90119-10M89 | BOLT, WITH WASHER | 1 | | |
| 9 | 663-45376-00-94 | GUIDE, SEAL DAMPER | 1 | | |
| 10 | 688-45375-00 | DAMPER, SEAL | 1 | | |
| 11 | 688-45214-02 | COVER, WATER INLET | 1 | | |
| 12 | 688-45215-02 | COVER, WATER INLET | 1 | | |
| 13 | 90152-05M07 | SCREW, COUNTERSUNK | 1 | | |
| 14 | 90185-05002 | NUT, SELF-LOCKING | 1 | | |
| 15 | 6E5-45371-01 | TAB-TRIM | 1 | | |
| 16 | 90105-10M00 | BOLT, FLANGE | 1 | | |
| 17 | 90445-076K2 | HOSE (L1550) | 1 | | |
| 18 | 6E5-83558-00 | END, NIPPLE | 1 | | |
| 19 | 90465-11M10 | CLAMP | 4 | | |
| 20 | 6E5-44365-00 | DAMPER, WATER SEAL | 1 | | |
| 21 | 6E5-44312-00 | COVER, WATER PUMP HOUSING | 1 | | |
| 22 | 6E5-45987-01 | SPACER | 1 | | |
| 23 | 688-45997-01 | SPACER | 1 | | |
| 24 | 92990-18200 | WASHER | 1 | | |
| 25 | 90171-18M04 | NUT, CASTLE | 1 | | |
| 26 | 91490-40030 | PIN, COTTER | 1 | | |

FIG. 29 LOWER CASING. DRIVE 2

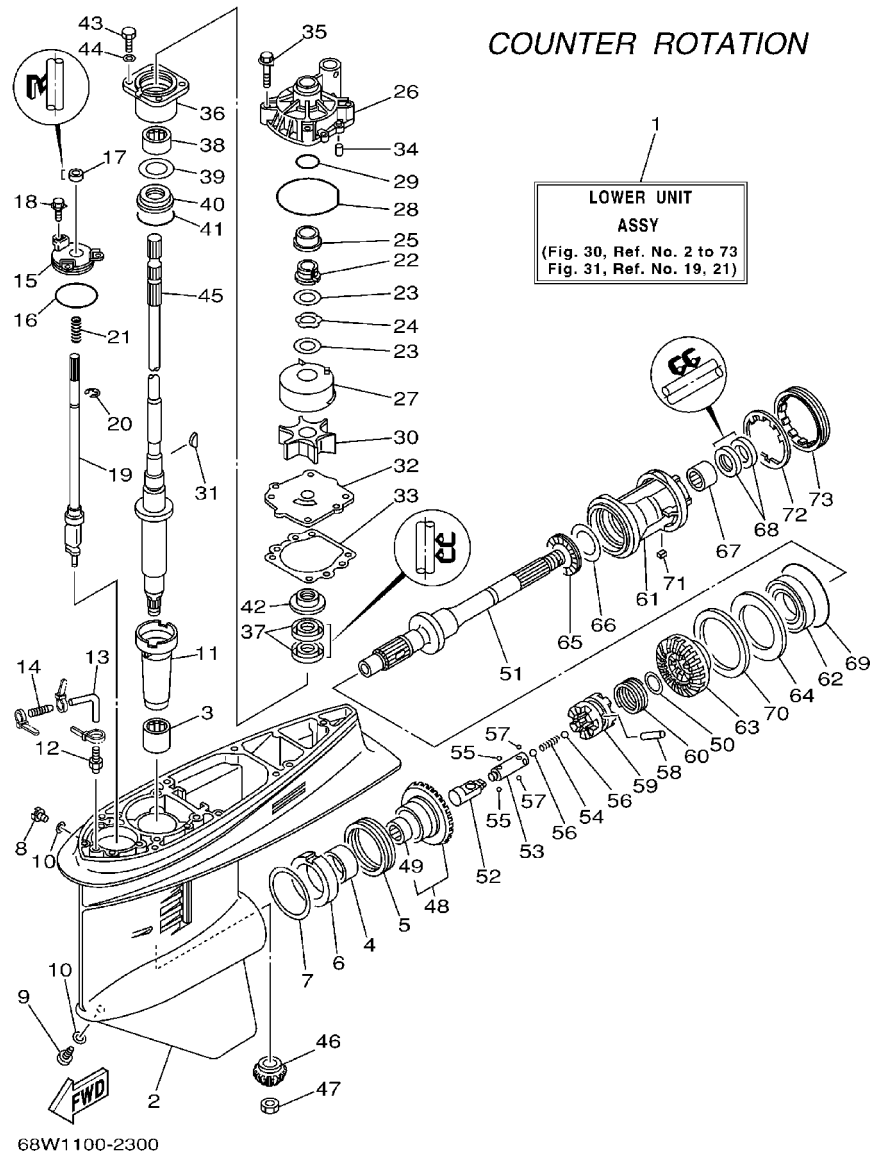
| REF. NO. | PART NO. | DESCRIPTION | 68V2 | 68W2 | REMARKS |
|----------|-----------------------------------|-----------------------------|------|------|---------|
| 27 | 6E5-45941-00-EL | PROPELLER (3X13"X19"-K) | 1 | | UR |
| | 6E5-45943-00-EL | PROPELLER (3X12-5/8"X21"-K) | 1 | | UR |
| | 6E5-45945-01-EL | PROPELLER (3X13-1/4"X17"-K) | 1 | | UR |
| | 6E5-45947-00-EL | PROPELLER (3X13-1/2"X15"-K) | 1 | | UR |
| | 6E5-45949-00-EL | PROPELLER (3X13-5/8"X13"-K) | 1 | | UR |
| | 6E5-45952-00-EL | PROPELLER (3X13"X23"-K) | 1 | | UR |
| | 6E5-45954-00-EL | PROPELLER (3X14"X11"-K) | 1 | | UR |
| | 6E5-45956-00-EL | PROPELLER (3X13"X25"-K) | 1 | | UR |
| | STAINLESS STEEL PROPELLER | | | | |
| | 688-45930-02-98 | PROPELLER (3X13"X17"-K) | 1 | | UR |
| | 688-45932-60-98 | PROPELLER (3X13-1/2"X14"-K) | 1 | | UR |
| | 688-45970-03-98 | PROPELLER (3X13"X19"-K) | 1 | | UR |
| | 688-45972-02-98 | PROPELLER (3X13"X21"-K) | 1 | | UR |
| | 688-45974-02-98 | PROPELLER (3X13"X23"-K) | 1 | | UR |
| | 688-45976-01-98 | PROPELLER (3X13"X25"-K) | 1 | | UR |
| | 688-45978-60-98 | PROPELLER (3X13-1/2"X16"-K) | 1 | | UR |
| | HIGH PERFORMANCE PROPELLER | | | | |
| | 62A-45970-10 | PROPELLER (3X13-1/2"X21"-K) | 1 | | UR |
| | 62A-45972-10 | PROPELLER (3X13-1/2"X23"-K) | 1 | | UR |
| | 62A-45974-10 | PROPELLER (3X13-1/2"X19"-K) | 1 | | UR |

STD



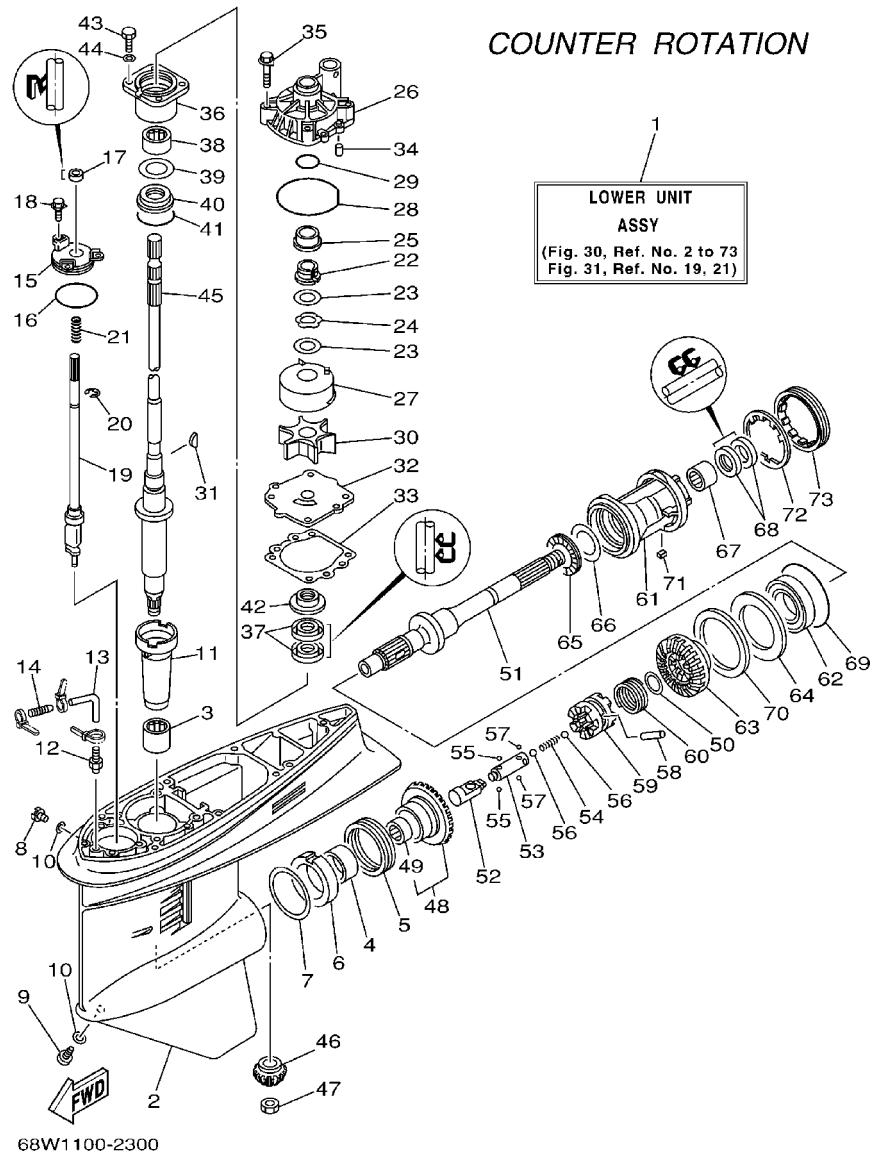
68V0100-1290

FIG. 30 LOWER CASING. DRIVE 3



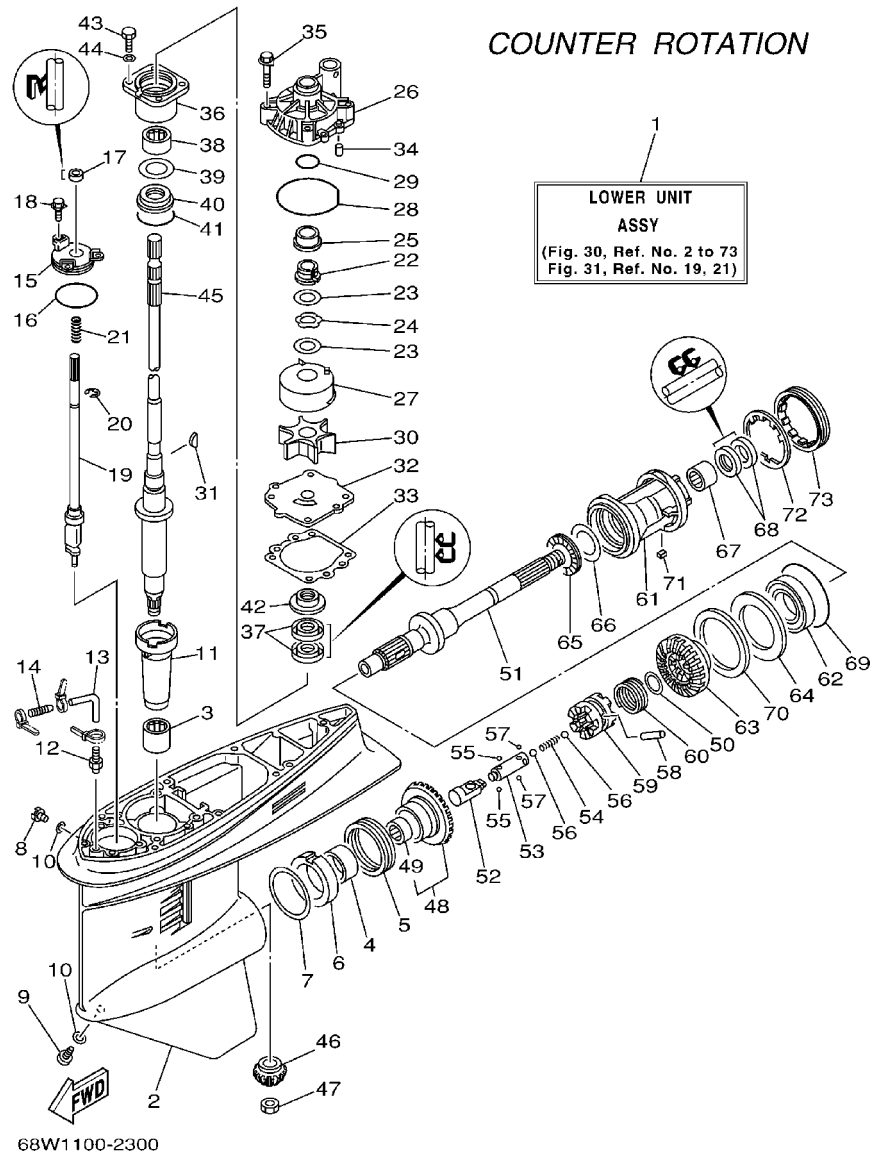
| REF. NO. | PART NO. | DESCRIPTION | 68V2 | 68W2 | REMARKS |
|----------|-----------------|----------------------|------|------|---------|
| 1 | 68W-45300-32-8D | LOWER UNIT ASSY | | 1 | X |
| 2 | 6E5-45301-05-8D | CASING, LOWER | | 1 | |
| 3 | 93315-628U9 | BEARING | | 1 | |
| 4 | 93315-345W0 | BEARING | | 1 | |
| 5 | 93341-360U8 | BEARING | | 1 | |
| 6 | 6L6-45538-00 | SPACER 1 | | 1 | |
| 7 | 6E5-45567-01-10 | SHIM (T:0.10MM) | | 1 | UR |
| | 6E5-45567-01-12 | SHIM (T:0.12MM) | | 1 | UR |
| | 6E5-45567-01-15 | SHIM (T:0.15MM) | | 1 | UR |
| | 6E5-45567-01-18 | SHIM (T:0.18MM) | | 1 | UR |
| | 6E5-45567-01-30 | SHIM (T:0.30MM) | | 1 | UR |
| | 6E5-45567-01-40 | SHIM (T:0.40MM) | | 1 | UR |
| | 6E5-45567-01-50 | SHIM (T:0.50MM) | | 1 | UR |
| 8 | 90340-08002 | PLUG, STRAIGHT SCREW | | 1 | |
| 9 | 688-45341-10 | PLUG, DRAIN | | 1 | |
| 10 | 90430-08020 | GASKET | | 2 | |
| 11 | 6E5-45536-00 | SLEEVE, DRIVE SHAFT | | 1 | |
| 12 | 6E5-45378-00 | NIPPLE, HOSE | | 1 | |
| 13 | 90445-07ME9 | HOSE (L120) | | 1 | X |
| 14 | 6E5-83558-10 | END, NIPPLE | | 1 | |
| 15 | 6E5-45321-00 | PLATE | | 1 | |
| 16 | 93210-58144 | O-RING | | 1 | |
| 17 | 93106-09014 | OIL SEAL | | 1 | |
| 18 | 90119-06M10 | BOLT, WITH WASHER | | 3 | |
| 19 | 6E5-44150-02 | SHIFT CAM ASSY | | 1 | |
| 20 | 99001-08800 | CIRCLIP | | 1 | |
| 21 | 90501-11M10 | SPRING, COMPRESSION | | 1 | |

FIG. 30 LOWER CASING. DRIVE 3



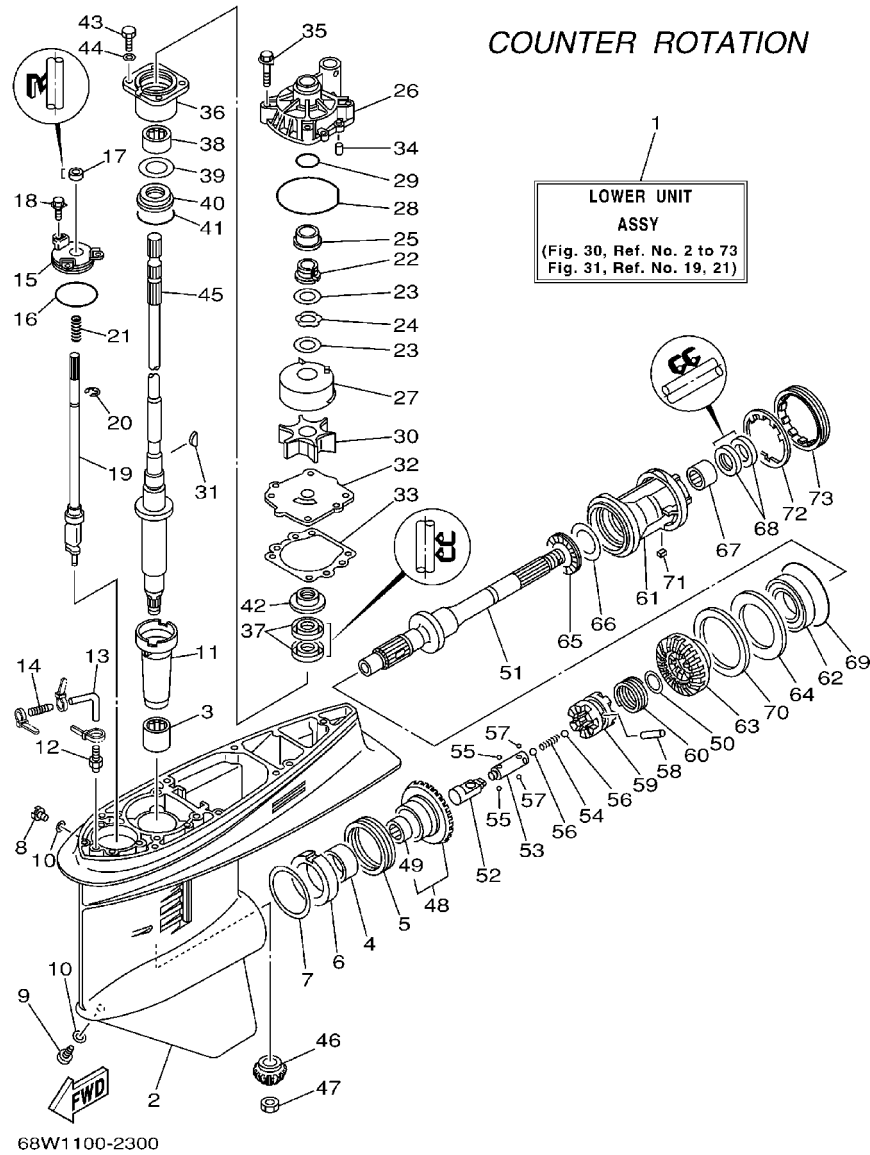
| REF. NO. | PART NO. | DESCRIPTION | 68V2 | 68W2 | REMARKS |
|----------|-----------------|------------------------|------|------|---------|
| 22 | 61A-45538-00 | SPACER 1 | | 1 | |
| 23 | 90201-22M01 | WASHER, PLATE | | 2 | |
| 24 | 90206-22M19 | WASHER, WAVE | | 1 | |
| 25 | 61A-45527-00 | COLLAR, DRIVE SHAFT | | 1 | |
| 26 | 61A-44311-01 | HOUSING, WATER PUMP | | 1 | |
| 27 | 61A-44322-02 | INSERT, CARTRIDGE | | 1 | |
| 28 | 93210-86M38 | O-RING | | 1 | |
| 29 | 93210-37160 | O-RING | | 1 | |
| 30 | 6E5-44352-01 | IMPELLER | | 1 | |
| 31 | 90280-04M05 | KEY, WOODRUFF | | 1 | |
| 32 | 68V-44323-00 | OUTER PLATE, CARTRIDGE | | 1 | |
| 33 | 6E5-44315-A0 | GASKET, WATER PUMP | | 1 | |
| 34 | 93606-12019 | PIN, DOWEL | | 2 | |
| 35 | 90119-08M14 | BOLT, WITH WASHER | | 4 | |
| 36 | 6E5-45331-00-94 | HOUSING, BEARING | | 1 | |
| 37 | 93101-28M16 | OIL SEAL | | 2 | |
| 38 | 93317-330U2 | BEARING | | 1 | |
| 39 | 6E5-45587-01-10 | SHIM (T:0.10MM) | | 1 | UR |
| | 6E5-45587-01-12 | SHIM (T:0.12MM) | | 1 | UR |
| | 6E5-45587-01-15 | SHIM (T:0.15MM) | | 1 | UR |
| | 6E5-45587-01-18 | SHIM (T:0.18MM) | | 1 | UR |
| | 6E5-45587-01-30 | SHIM (T:0.30MM) | | 1 | UR |
| | 6E5-45587-01-40 | SHIM (T:0.40MM) | | 1 | UR |
| | 6E5-45587-01-50 | SHIM (T:0.50MM) | | 1 | UR |
| 40 | 93341-930V2 | BEARING | | 1 | |
| 41 | 93210-55M14 | O-RING | | 1 | |
| 42 | 6E5-45344-00 | COVER, OIL SEAL | | 1 | |

FIG. 30 LOWER CASING. DRIVE 3



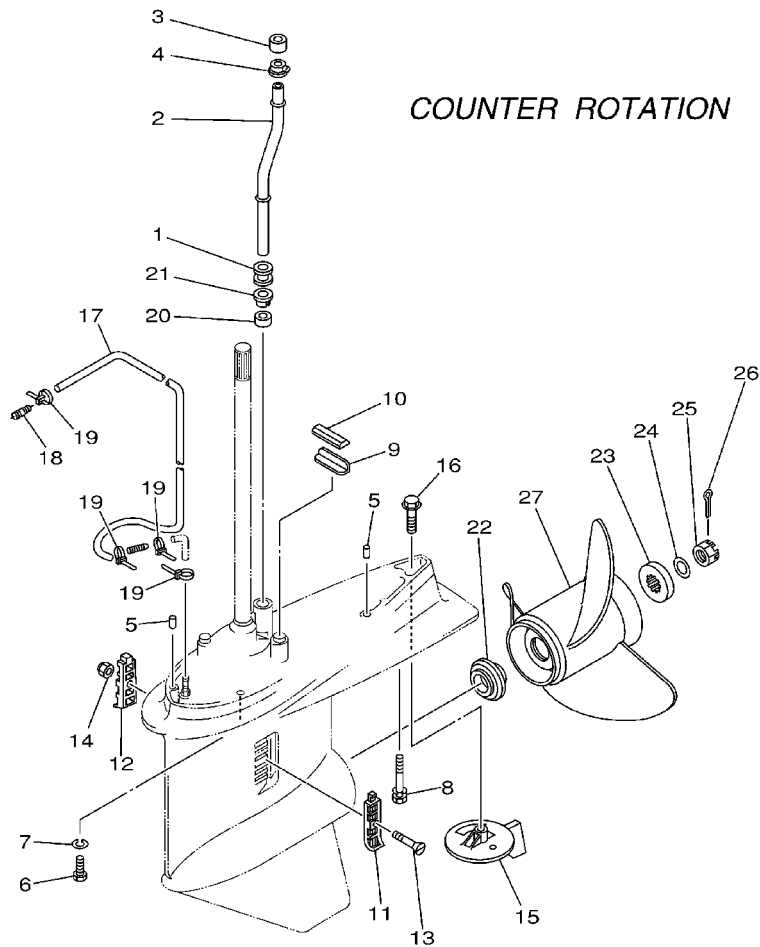
| REF. NO. | PART NO. | DESCRIPTION | 68V2 | 68W2 | REMARKS |
|----------|-----------------|---------------------|------|------|---------|
| 43 | 97095-08025 | BOLT | | 4 | |
| 44 | 92995-08600 | WASHER | | 4 | |
| 45 | 68V-45501-30 | DRIVE SHAFT COMP. | | 1 | X |
| 46 | 68V-45551-00 | PINION | | 1 | |
| 47 | 90170-16M01 | NUT | | 1 | |
| 48 | 68W-45560-00 | GEAR | | 1 | |
| 49 | 93315-425U7 | .BEARING | | 1 | |
| 50 | 90201-26M00 | WASHER, PLATE | | 1 | |
| 51 | 68W-45611-00 | SHAFT, PROPELLER | | 1 | |
| 52 | 6E5-45641-02 | SHIFTER | | 1 | |
| 53 | 6E5-45634-01 | SLIDE, SHIFT | | 1 | |
| 54 | 90501-16M37 | SPRING, COMPRESSION | | 1 | |
| 55 | 93507-32009 | BALL | | 2 | |
| 56 | 93511-32017 | BALL | | 2 | |
| 57 | 93503-16003 | BALL | | 2 | |
| 58 | 90250-08M07 | PIN, STRAIGHT | | 1 | |
| 59 | 68V-45631-01 | CLUTCH, DOG | | 1 | |
| 60 | 6E5-45633-01 | RING, CROSS PIN | | 1 | |
| 61 | 6L6-45332-00-94 | HOUSING, BEARING | | 1 | |
| 62 | 93332-000V7 | BEARING | | 1 | |
| 63 | 68W-45570-10 | GEAR | | 1 | |
| 64 | 6L6-45576-00 | WASHER, THRUST | | 1 | |
| 65 | 93341-440U5 | BEARING | | 1 | |
| 66 | 6K1-45578-01-10 | SHIM (T:0.10MM) | | 1 | UR |
| | 6K1-45578-01-12 | SHIM (T:0.12MM) | | 1 | UR |
| | 6K1-45578-01-15 | SHIM (T:0.15MM) | | 1 | UR |
| | 6K1-45578-01-18 | SHIM (T:0.18MM) | | 1 | UR |

FIG. 30 LOWER CASING. DRIVE 3



| REF. NO. | PART NO. | DESCRIPTION | 68V2 | 68W2 | REMARKS |
|----------|-----------------|-----------------|------|------|---------|
| | | | | | |
| 66 | 6K1-45578-01-30 | SHIM (T:0.30MM) | | 1 | UR |
| | 6K1-45578-01-40 | SHIM (T:0.40MM) | | 1 | UR |
| | 6K1-45578-01-50 | SHIM (T:0.50MM) | | 1 | UR |
| 67 | 93317-330U5 | BEARING | | 1 | |
| 68 | 93101-30M17 | OIL SEAL | | 2 | |
| 69 | 93210-86M39 | O-RING | | 1 | |
| 70 | 6L6-45577-00-10 | SHIM (T:0.10MM) | | 1 | UR |
| | 6L6-45577-00-12 | SHIM (T:0.12MM) | | 1 | UR |
| | 6L6-45577-00-15 | SHIM (T:0.15MM) | | 1 | UR |
| | 6L6-45577-00-18 | SHIM (T:0.18MM) | | 1 | UR |
| | 6L6-45577-00-30 | SHIM (T:0.30MM) | | 1 | UR |
| | 6L6-45577-00-40 | SHIM (T:0.40MM) | | 1 | UR |
| | 6L6-45577-00-50 | SHIM (T:0.50MM) | | 1 | UR |
| 71 | 90282-04010 | KEY, STRAIGHT | | 1 | |
| 72 | 688-45383-02 | WASHER, CLAW | | 1 | |
| 73 | 688-45384-00 | NUT | | 1 | |

FIG. 31 LOWER CASING. DRIVE 4

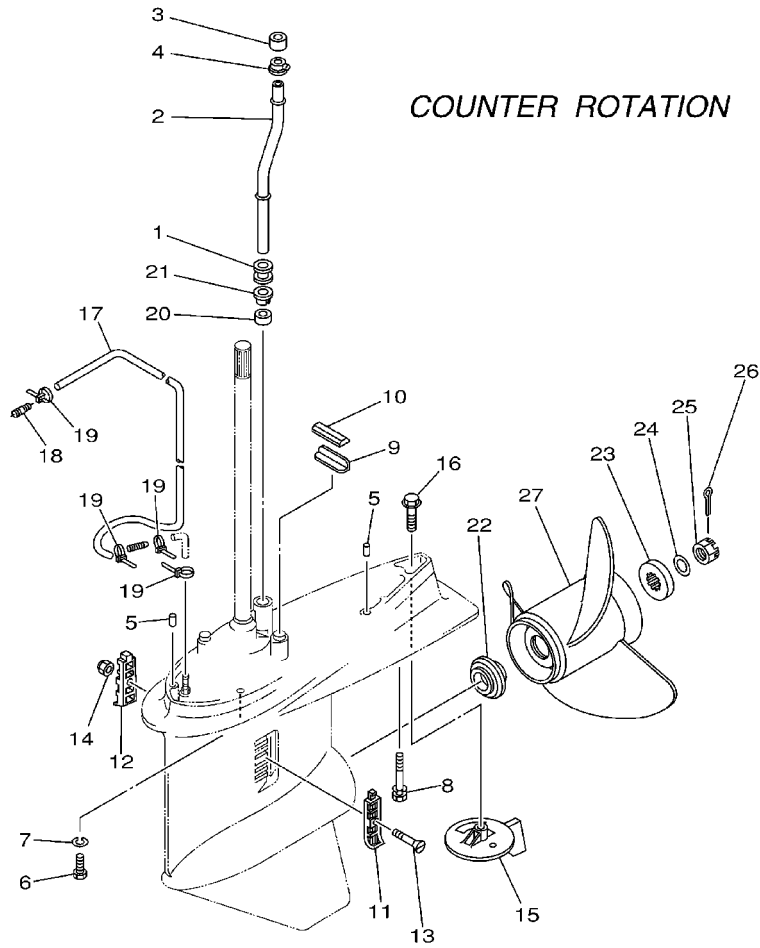


68W0100-1310

| REF. NO. | PART NO. | DESCRIPTION | 68V2 | 68W2 | REMARKS |
|----------|-----------------|---------------------------|------|------|---------|
| 1 | 6E5-44366-00 | DAMPER, WATER SEAL | | 1 | |
| 2 | 68V-44361-30 | TUBE, WATER | | 1 | X |
| 3 | 6E5-44365-00 | DAMPER, WATER SEAL | | 1 | |
| 4 | 6E5-44312-00 | COVER, WATER PUMP HOUSING | | 1 | |
| 5 | 93608-12M05 | PIN, DOWEL | | 2 | |
| 6 | 97075-10045 | BOLT | | 6 | |
| 7 | 92995-10100 | WASHER | | 6 | |
| 8 | 90119-10M89 | BOLT, WITH WASHER | | 1 | |
| 9 | 663-45376-00-94 | GUIDE, SEAL DAMPER | | 1 | |
| 10 | 688-45375-00 | DAMPER, SEAL | | 1 | |
| 11 | 688-45214-02 | COVER, WATER INLET | | 1 | |
| 12 | 688-45215-02 | COVER, WATER INLET | | 1 | |
| 13 | 90152-05M07 | SCREW, COUNTERSUNK | | 1 | |
| 14 | 90185-05002 | NUT, SELF-LOCKING | | 1 | |
| 15 | 6L6-45371-00 | TAB-TRIM | | 1 | |
| 16 | 90105-10M00 | BOLT, FLANGE | | 1 | |
| 17 | 90445-076K2 | HOSE (L1550) | | 1 | |
| 18 | 6E5-83558-00 | END, NIPPLE | | 1 | |
| 19 | 90465-11M10 | CLAMP | | 4 | |
| 20 | 6E5-44365-00 | DAMPER, WATER SEAL | | 1 | |
| 21 | 6E5-44312-00 | COVER, WATER PUMP HOUSING | | 1 | |
| 22 | 6E5-45987-01 | SPACER | | 1 | |
| 23 | 688-45997-01 | SPACER | | 1 | |
| 24 | 92990-18200 | WASHER | | 1 | |
| 25 | 90171-18M04 | NUT, CASTLE | | 1 | |
| 26 | 91490-40030 | PIN, COTTER | | 1 | |
| 27 | 6L6-45930-01-98 | PROPELLER (3X13"X17"-KL) | | 1 | UR |

D4

FIG. 31 LOWER CASING. DRIVE 4



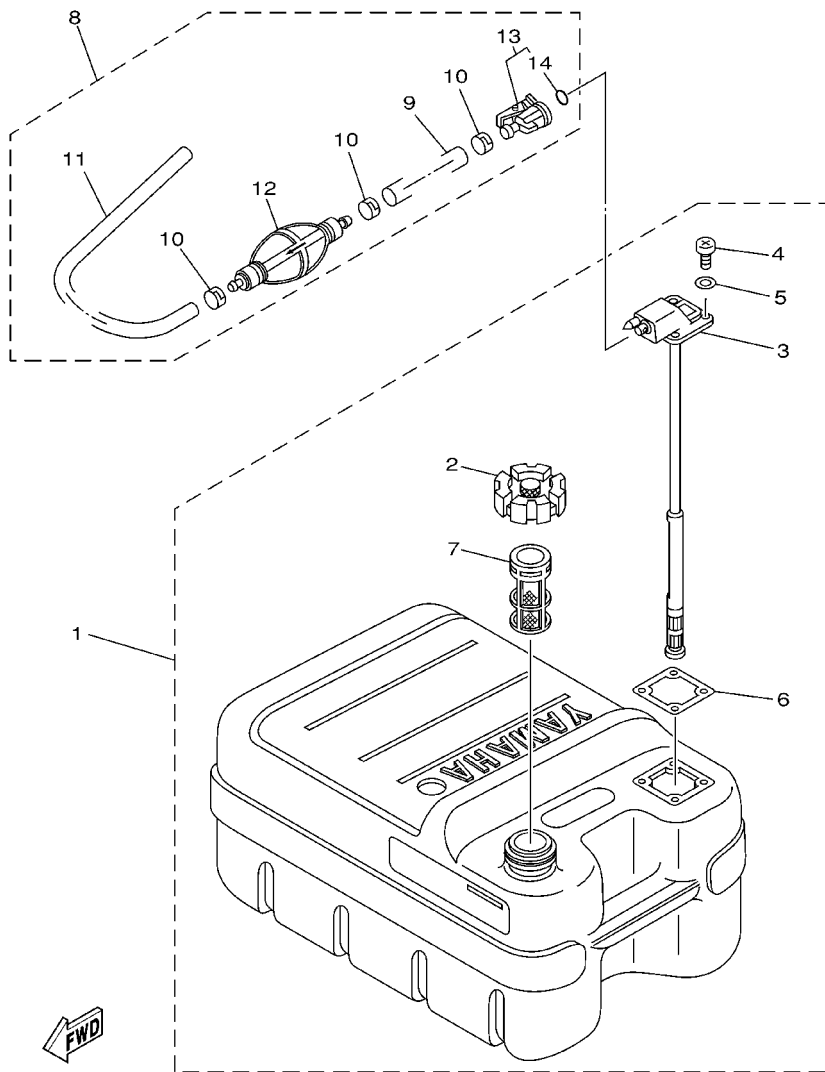
COUNTER ROTATION



68W0100-1310

| REF. NO. | PART NO. | DESCRIPTION | 68V2 | 68W2 | REMARKS |
|----------|-----------------|--------------------------|------|------|---------|
| 27 | 6L6-45970-00-98 | PROPELLER (3X13"X19"-KL) | | 1 | UR |
| | 6L6-45972-00-98 | PROPELLER (3X13"X21"-KL) | | 1 | UR |
| ----- | | | | | |
| ----- | | | | | |
| ----- | | | | | |
| ----- | | | | | |
| ----- | | | | | |
| ----- | | | | | |
| ----- | | | | | |
| ----- | | | | | |
| ----- | | | | | |

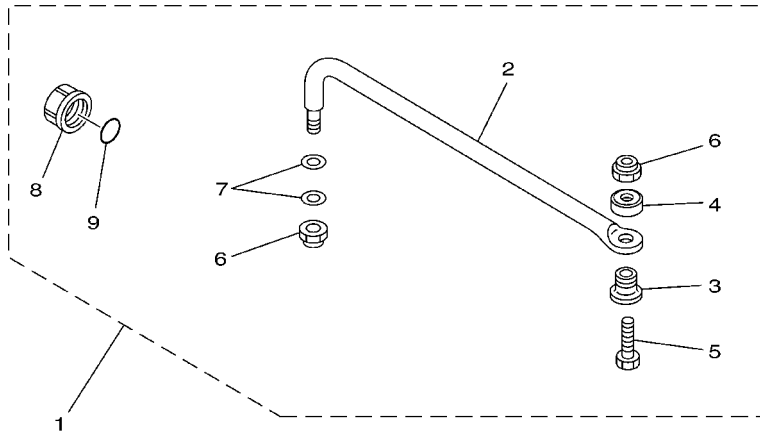
FIG. 32 FUEL TANK



67F0100-9310

| REF. NO. | PART NO. | DESCRIPTION | 68V2 | 68W2 | REMARKS |
|----------|--------------|--------------------------|------|------|-----------------------------|
| 1 | 6YJ-24201-10 | FUEL TANK ASSY (24L) | 1 | 1 | AP FOR CARIB WITH INDICATOR |
| 2 | 6YJ-24610-01 | .CAP ASSY | 1 | 1 | |
| 3 | 6Y1-24260-12 | .FUEL METER ASSY | 1 | 1 | WITH INDICATOR |
| 4 | 98586-05016 | .SCREW, PAN HEAD | 4 | 4 | |
| 5 | 6Y1-24329-00 | .SEAL | 4 | 4 | |
| 6 | 6Y1-24268-00 | .GASKET, FUEL METER | 1 | 1 | |
| 7 | 6YJ-24167-00 | .STRAINER | 1 | 1 | |
| 8 | 6Y2-24306-42 | FUEL PIPE COMP. 1 | 1 | 1 | AP FOR CARIB |
| 9 | 90445-13M01 | .HOSE (L:2050) | 1 | 1 | |
| 10 | 6E5-24351-51 | .BAND 1 | 3 | 3 | |
| 11 | 90445-13M35 | .HOSE (L:250) | 1 | 1 | |
| 12 | 6Y2-24360-52 | .PRIMER PUMP ASSY | 1 | 1 | |
| 13 | 6Y2-24305-04 | .FUEL PIPE JOINT COMP. 2 | 1 | 1 | |
| 14 | 93210-08287 | .O-RING | 1 | 1 | |

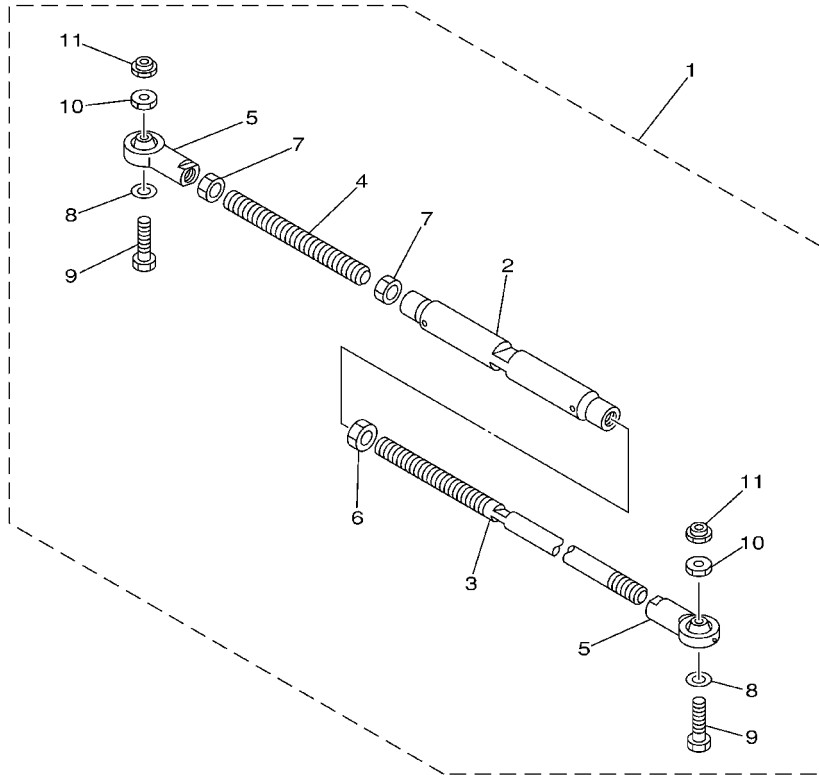
FIG. 33 STEERING GUIDE ATTACHMENT 1



| REF. NO. | PART NO. | DESCRIPTION | 68V2 | 68W2 | | | | REMARKS |
|----------|--------------|-------------------------------|------|------|--|--|--|----------------------------------|
| 1 | 6E5-61350-02 | STEERING GUIDE ATTACHMENT KIT | 1 | 1 | | | | AP "68W2"- FOR OCEANIA, CARIB |
| 2 | 6E5-61351-01 | .ROD, STEERING LINK | 1 | 1 | | | | |
| 3 | 90387-10M61 | .COLLAR | 1 | 1 | | | | |
| 4 | 90560-12M01 | .SPACER | 1 | 1 | | | | |
| 5 | 6E5-61355-00 | .BOLT | 1 | 1 | | | | |
| 6 | 90185-09M01 | .NUT, SELF-LOCKING | 2 | 2 | | | | |
| 7 | 90201-10M20 | .WASHER, PLATE | 2 | 2 | | | | |
| 8 | 6E5-43145-01 | .CAP, CLAMP BRACKET | 1 | 1 | | | | |
| 9 | 93210-16275 | .O-RING | 1 | 1 | | | | |
| | | | | | | | | |
| | | | | | | | | |
| | | | | | | | | |
| | | | | | | | | |

67H0100-9290

FIG. 34 STEERING GUIDE ATTACHMENT 2

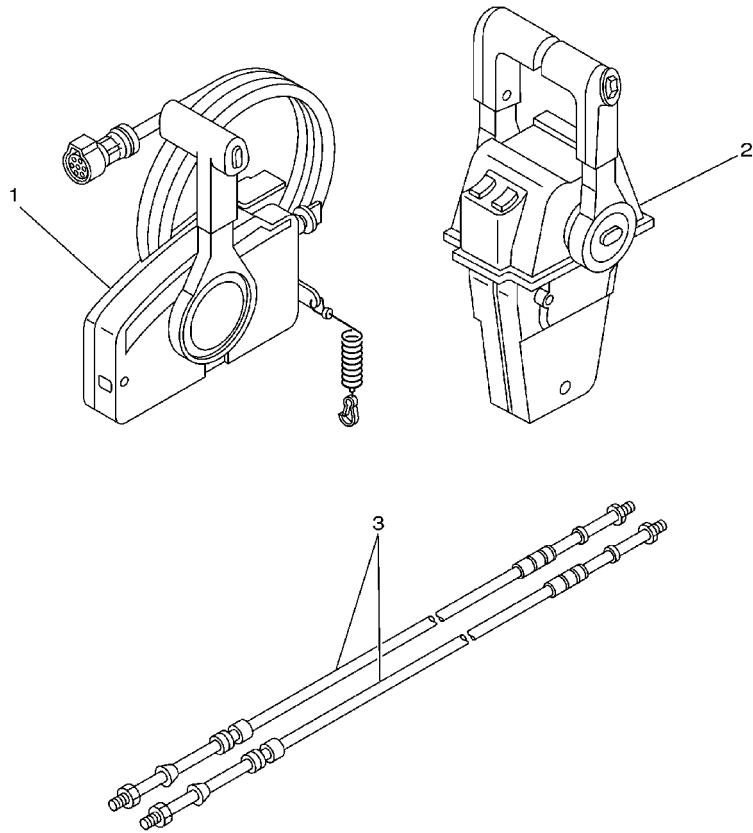


67H0100-0300

| REF. NO. | PART NO. | DESCRIPTION | 68V2 | 68W2 | REMARKS |
|----------|--------------|------------------------|------|------|---------|
| 1 | 6E5-61301-01 | TWIN KIT (L:600-800MM) | | 1 | AP |
| 2 | 6E5-61313-00 | .ADJUSTER | | 1 | |
| 3 | 6E5-61311-11 | .TIE BAR | | 1 | |
| 4 | 6E5-61315-00 | .TIE BAR | | 1 | |
| 5 | 6E5-61303-00 | .STEERING EYE COMP. | | 2 | |
| 6 | 90170-14M06 | .NUT | | 1 | |
| 7 | 95380-14700 | .NUT | | 2 | |
| 8 | 90201-10M76 | .WASHER, PLATE | | 2 | |
| 9 | 90101-09M70 | .BOLT | | 2 | |
| 10 | 90170-09M05 | .NUT | | 2 | |
| 11 | 90185-09M01 | .NUT, SELF-LOCKING | | 2 | |

E1

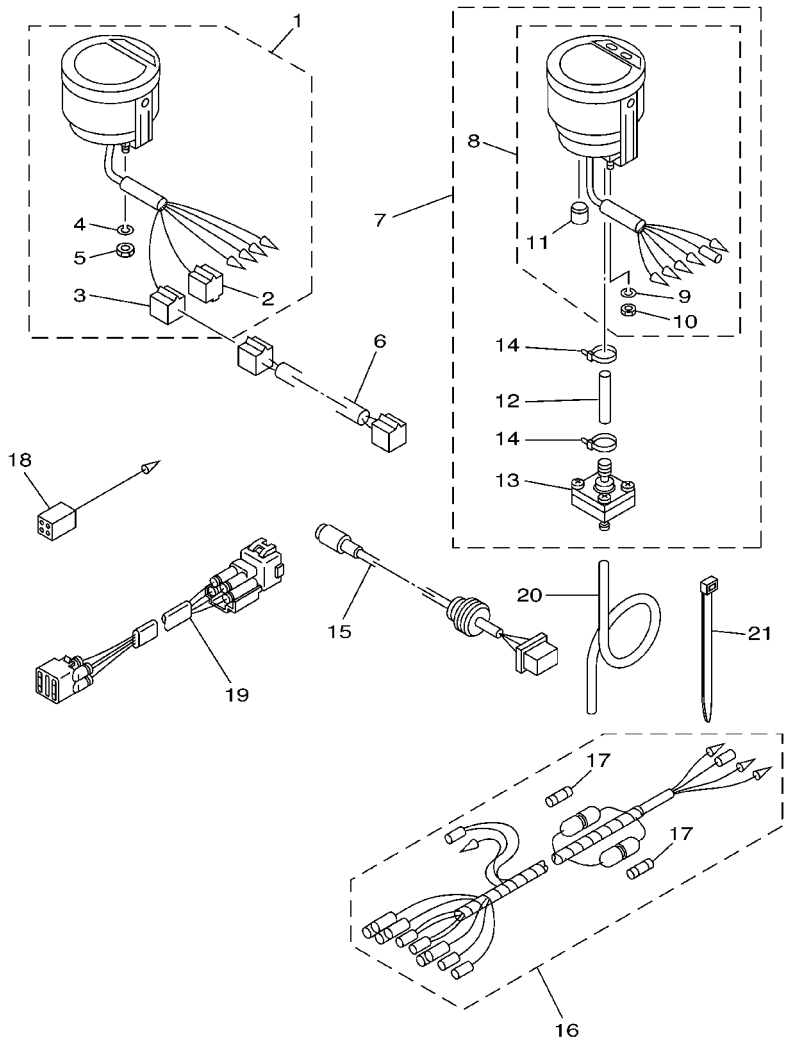
FIG. 35 REMOTE CONTROL BOX



| REF. NO. | PART NO. | DESCRIPTION | 68V2 | 68W2 | REMARKS |
|----------|--------------|-----------------------------|------|------|----------------------------|
| | | | | | |
| 1 | 703-48205-A4 | REMOTE CONTROL ASSY | 1 | | AP FOR CARIB WITH PT/T SW. |
| | 703-48205-17 | REMOTE CONTROL ASSY | 1 | | |
| 2 | 704-48207-23 | REMOTE CONTROL ASSY | | 1 | AP WITH PT/T SW. |
| 3 | 701-48320-50 | CABLE, REMOTE CONTROL L=15F | 2 | 2 | UR |
| | 701-48320-60 | CABLE, REMOTE CONTROL L=16F | 2 | 2 | UR |
| | 701-48320-80 | CABLE, REMOTE CONTROL L=17F | 2 | 2 | UR |
| | 701-48350-00 | CABLE, REMOTE CONTROL L=21F | 2 | 2 | UR |
| | 701-48350-20 | CABLE, REMOTE CONTROL L=23F | 2 | 2 | UR |
| | | | | | |
| | | | | | |
| | | | | | |
| | | | | | |



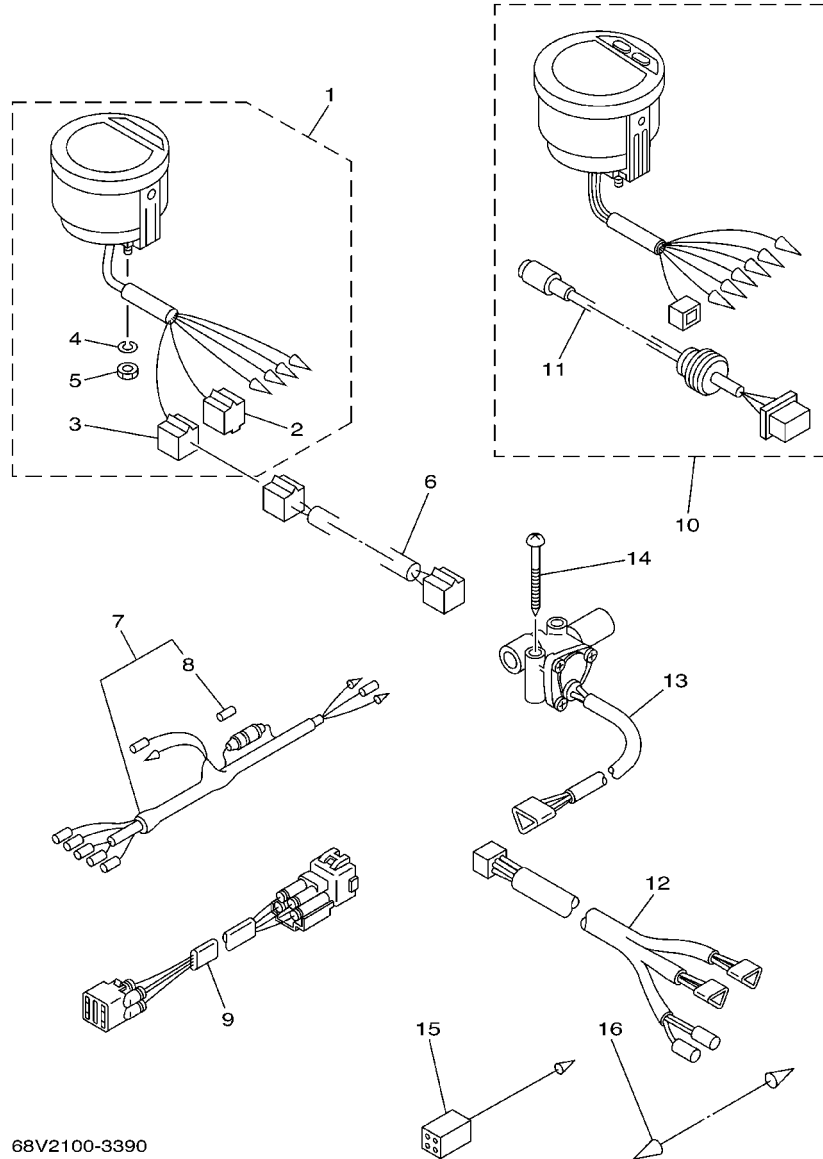
67H0100-9310



68V2100-3380

FIG. 36 METER 1

| REF. NO. | PART NO. | DESCRIPTION | 68V2 | 68W2 | REMARKS |
|----------|--------------|--------------------------|------|------|-------------------|
| 1 | 6Y5-8350T-01 | DIGITAL TACHOMETER ASSY | 1 | | AP |
| 2 | 9E450-04433 | .CONNECTOR | 1 | | M-4-W |
| 3 | 9E450-04533 | .CONNECTOR | 1 | | F-4-W |
| 4 | 92990-04100 | .WASHER, SPRING | 2 | | |
| 5 | 95380-04600 | .NUT | 2 | | |
| 6 | 6Y5-83553-80 | WIRE, LEAD | 1 | | AP FOR USA,CANADA |
| 7 | 6Y5-83500-S5 | DIGITAL SPEEDOMETER ASSY | 1 | | AP |
| 8 | 6Y5-83570-S5 | .SPEEDOMETER ASSY | 1 | | |
| 9 | 92990-04100 | ..WASHER, SPRING | 2 | | |
| 10 | 95380-04600 | ..NUT | 2 | | |
| 11 | 6Y5-83533-T2 | ..GROMMET | 1 | | |
| 12 | 6Y5-83557-31 | .TUBE | 1 | | |
| 13 | 6Y5-83728-00 | .CONNECTOR ASSY | 1 | | |
| 14 | 90465-11M10 | .CLAMP | 2 | | |
| 15 | 6Y5-87122-S0 | CORD ASSY 1 | 1 | | AP |
| 16 | 6Y5-83553-M0 | WIRE, LEAD | 1 | | AP |
| 17 | 1E6-82151-00 | .FUSE (10A) | 2 | | |
| 18 | 6Y5-82117-00 | WIRE, LEAD (BLACK) | 1 | | AP |
| 19 | 68F-82553-80 | EXTENSION, WIRE LEAD | 1 | | AP |
| 20 | 6Y5-83557-10 | TUBE (8M) | 1 | | AP |
| 21 | 90465-11M10 | CLAMP | 2 | | AP |

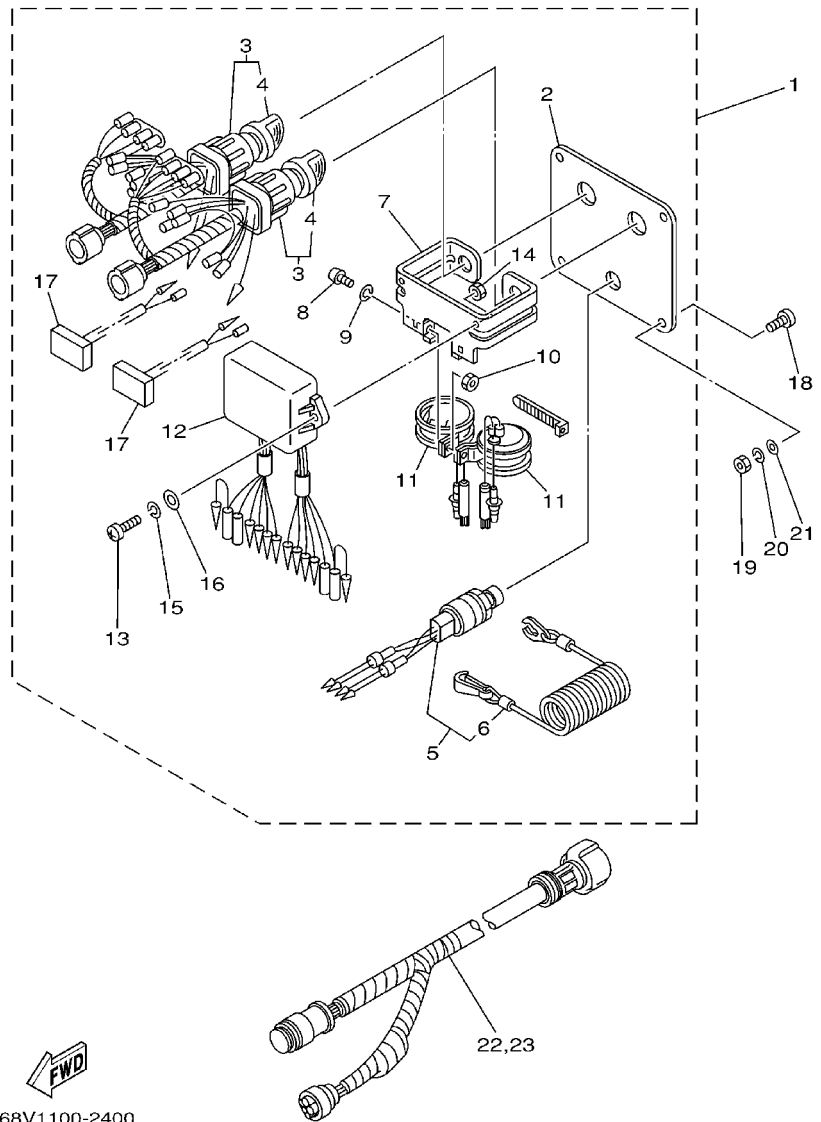


68V2100-3390

FIG. 37 METER 2

| REF. NO. | PART NO. | DESCRIPTION | 68V2 | 68W2 | REMARKS |
|----------|--------------|------------------------------|------|------|---------------------|
| 1 | 6Y5-8350T-01 | DIGITAL TACHOMETER ASSY | | 1 | AP |
| 2 | 9E450-04433 | .CONNECTOR | | 1 | M-4-W |
| 3 | 9E450-04533 | .CONNECTOR | | 1 | F-4-W |
| 4 | 92990-04100 | .WASHER, SPRING | | 2 | |
| 5 | 95380-04600 | .NUT | | 2 | |
| 6 | 6Y5-83553-80 | WIRE, LEAD | | 1 | AP FOR USA,CANADA |
| 7 | 6Y5-83553-00 | WIRE, LEAD | | 1 | AP |
| 8 | 1E6-82151-00 | .FUSE (10A) | | 1 | |
| 9 | 68F-82553-90 | EXTENSION, WIRE LEAD | | 1 | AP |
| 10 | 6Y5-8350F-00 | FUEL MANAGEMENT METER | | 1 | AP EXCEPT CARIB |
| 11 | 6Y5-87122-S0 | .CORD ASSY 1 | | 1 | |
| 12 | 6Y5-83553-F1 | WIRE, LEAD | | 1 | AP EXCEPT FOR CARIB |
| 13 | 6Y5-85752-01 | SENDER UNIT ASSY, FUEL METER | | 2 | AP EXCEPT FOR CARIB |
| 14 | 90158-06002 | SCREW, WOOD | | 4 | AP EXCEPT FOR CARIB |
| 15 | 6Y5-82117-00 | WIRE, LEAD (BLACK) | | 1 | AP EXCEPT FOR CARIB |
| 16 | 703-82531-00 | WIRE, LEAD | | 1 | AP EXCEPT FOR CARIB |

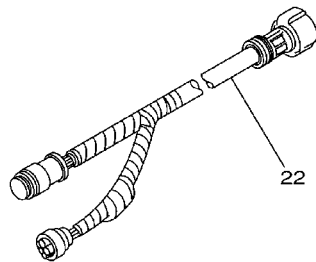
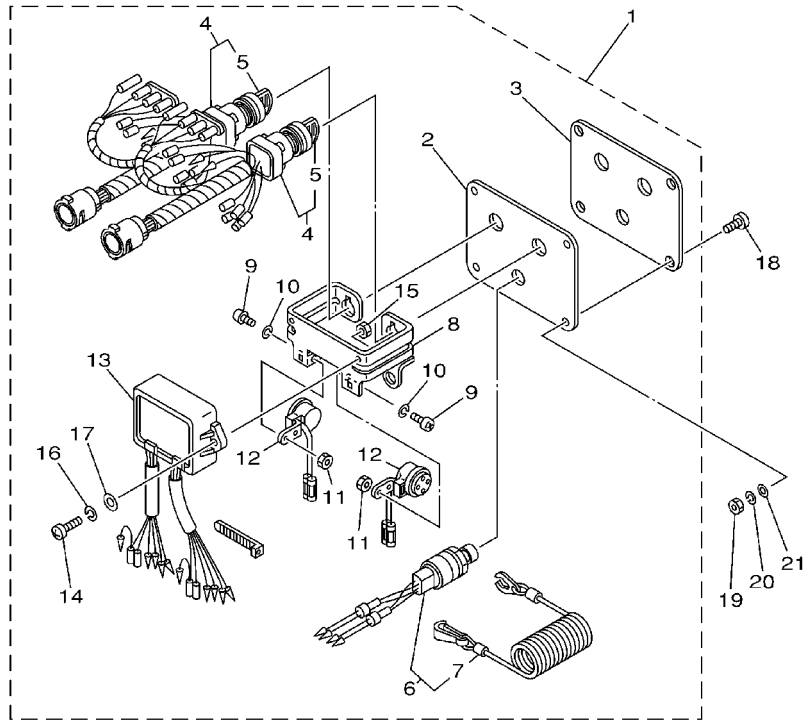
FIG. 38 SWITCH. PANEL 1



68V1100-2400

| REF. NO. | PART NO. | DESCRIPTION | 68V2 | 68W2 | REMARKS |
|----------|--------------|--------------------------|------|------|---------------------|
| 1 | 6K1-82570-07 | PANEL SWITCH ASSY | | 1 | AP EXCEPT FOR CARIB |
| 2 | 6K1-82571-01 | .PANEL, SWITCH | | 1 | |
| 3 | 6K1-82510-06 | .MAIN SWITCH ASSY | | 2 | |
| 4 | 703-82577-00 | ..CAP, KEY | | 1 | |
| 5 | 6K1-82575-00 | .ENGINE STOP SWITCH ASSY | | 1 | |
| 6 | 682-82556-00 | ..STOPPER | | 1 | |
| 7 | 6K1-83614-01 | .BRACKET | | 1 | |
| 8 | 98980-05010 | .SCREW, BIND | | 2 | |
| 9 | 92990-05100 | .WASHER, SPRING | | 2 | |
| 10 | 95380-05600 | .NUT | | 2 | |
| 11 | 688-83383-11 | .BUZZER | | 2 | |
| 12 | 6K1-85830-01 | .CONTROL UNIT ASSY | | 1 | |
| 13 | 98980-06020 | .SCREW, BIND | | 2 | |
| 14 | 95380-06600 | .NUT, HEXAGON | | 2 | |
| 15 | 92990-06100 | .WASHER, SPRING | | 2 | |
| 16 | 92990-06600 | .WASHER, PLATE | | 2 | |
| 17 | 6K1-81980-00 | .DIODE ASSY | | 2 | |
| 18 | 90149-05M05 | SCREW | | 4 | AP EXCEPT FOR CARIB |
| 19 | 95380-05600 | NUT | | 4 | AP EXCEPT FOR CARIB |
| 20 | 92990-05100 | WASHER, SPRING | | 4 | AP EXCEPT FOR CARIB |
| 21 | 92990-05600 | WASHER, PLATE | | 4 | AP EXCEPT FOR CARIB |
| 22 | 6K1-8258A-40 | EXTENSION, WIRE HARNESS | | 1 | AP EXCEPT FOR CARIB |
| 23 | 61B-8258A-01 | EXTENSION, WIRE HARNESS | | 1 | AP EXCEPT FOR CARIB |

FIG. 39 SWITCH. PANEL 2

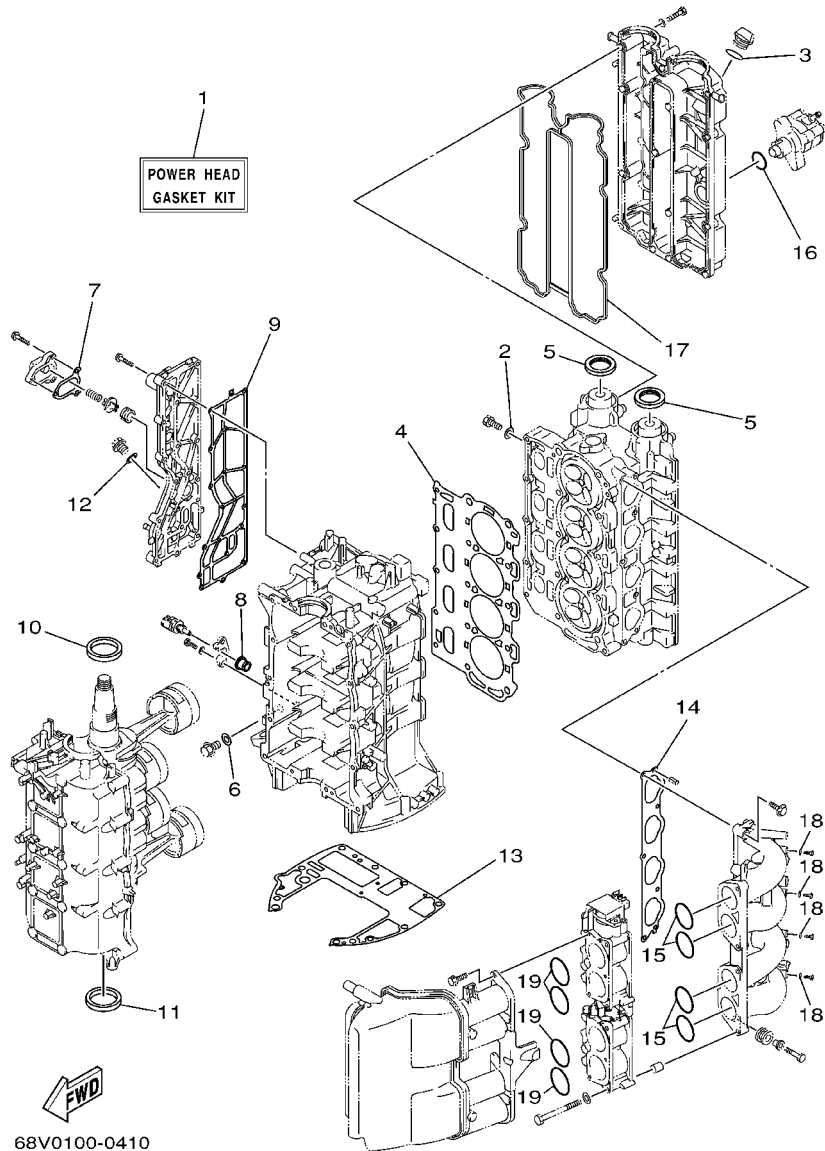


| REF. NO. | PART NO. | DESCRIPTION | 68V2 | 68W2 | REMARKS |
|----------|--------------|--------------------------|------|------|--------------|
| 1 | 61B-82570-02 | PANEL SWITCH ASSY | | 1 | AP FOR CARIB |
| 2 | 61B-82588-01 | .PLATE | | 1 | |
| 3 | 61B-82551-01 | .STOP SWITCH ASSY | | 1 | |
| 4 | 61B-82510-01 | .MAIN SWITCH ASSY | | 2 | |
| 5 | 676-82577-00 | ..CAP, KEY | | 1 | |
| 6 | 6K1-82575-00 | .ENGINE STOP SWITCH ASSY | | 1 | |
| 7 | 682-82556-00 | ..STOPPER | | 1 | |
| 8 | 6K1-83614-01 | .BRACKET | | 1 | |
| 9 | 98980-05010 | .SCREW, BIND | | 2 | |
| 10 | 92990-05100 | .WASHER, SPRING | | 2 | |
| 11 | 95380-05600 | .NUT | | 2 | |
| 12 | 6R5-83383-00 | .BUZZER | | 2 | |
| 13 | 61B-85830-00 | .CONTROL UNIT ASSY | | 1 | |
| 14 | 98980-06020 | .SCREW, BIND | | 2 | |
| 15 | 95380-06600 | .NUT, HEXAGON | | 2 | |
| 16 | 92990-06100 | .WASHER, SPRING | | 2 | |
| 17 | 92990-06600 | .WASHER, PLATE | | 2 | |
| 18 | 90149-05M05 | SCREW | | 4 | AP FOR CARIB |
| 19 | 95380-05600 | NUT | | 4 | AP FOR CARIB |
| 20 | 92990-05100 | WASHER, SPRING | | 4 | AP FOR CARIB |
| 21 | 92990-05600 | WASHER, PLATE | | 4 | AP FOR CARIB |
| 22 | 6K1-8258A-40 | EXTENSION, WIRE HARNESS | | 2 | AP FOR CARIB |



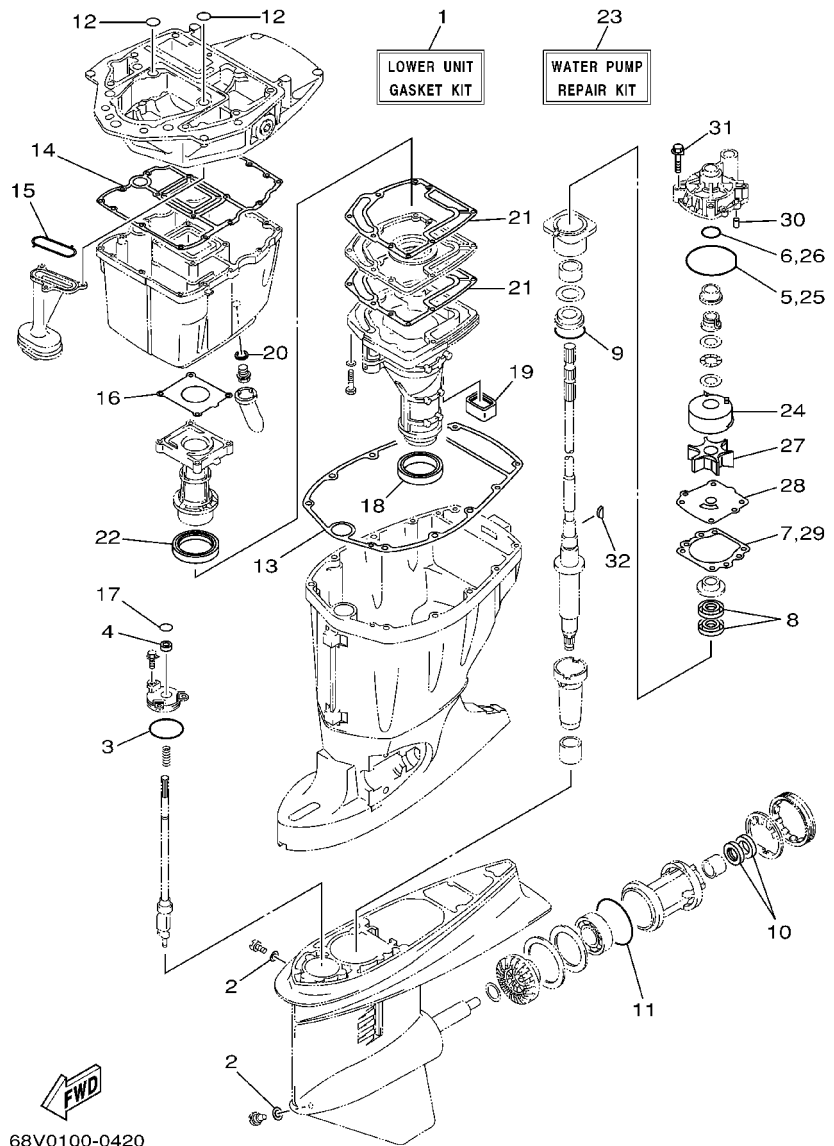
68V1100-2410

FIG. 40 REPAIR KIT 1



| REF. NO. | PART NO. | DESCRIPTION | 68V2 | 68W2 | REMARKS |
|----------|--------------|------------------------------|------|------|---------|
| | | | | | |
| 1 | 68V-W0001-01 | POWER HEAD GASKET KIT | 1 | 1 | |
| 2 | 90430-08143 | .GASKET | 4 | 4 | |
| 3 | 93210-24M79 | .O-RING | 1 | 1 | |
| 4 | 67F-11181-01 | .GASKET, CYLINDER HEAD 1 | 1 | 1 | |
| 5 | 93102-38M59 | .OIL SEAL | 2 | 2 | |
| 6 | 90430-14115 | .GASKET | 1 | 1 | |
| 7 | 67F-12435-A0 | .GASKET | 1 | 1 | |
| 8 | 68V-85753-00 | .GASKET, SENDER UNIT | 1 | 1 | |
| 9 | 67F-41114-A0 | .GASKET, EXHAUST OUTER COVER | 1 | 1 | |
| 10 | 93102-48009 | .OIL SEAL | 1 | 1 | |
| 11 | 93101-48002 | .OIL SEAL | 1 | 1 | |
| 12 | 90430-18130 | .GASKET | 1 | 1 | |
| 13 | 67F-11351-01 | .GASKET, CYLINDER | 1 | 1 | |
| 14 | 68V-13645-00 | .GASKET, MANIFOLD 1 | 1 | 1 | |
| 15 | 93210-48MG8 | .O-RING | 4 | 4 | |
| 16 | 93210-30682 | .O-RING | 1 | 1 | |
| 17 | 67F-11356-00 | .SEAL, CYLINDER 2 | 1 | 1 | |
| 18 | 90430-06014 | .GASKET | 4 | 4 | |
| 19 | 93210-48MJ9 | .O-RING | 4 | 4 | |

FIG. 41 REPAIR KIT 2



| REF. NO. | PART NO. | DESCRIPTION | 68V2 | 68W2 | REMARKS |
|----------|--------------|-----------------------------|------|------|---------|
| 1 | 68V-W0001-20 | LOWER UNIT GASKET KIT | 1 | 1 | |
| 2 | 90430-08020 | .GASKET | 2 | 2 | |
| 3 | 93210-58144 | .O-RING | 1 | 1 | |
| 4 | 93106-09014 | .OIL SEAL | 1 | 1 | |
| 5 | 93210-86M38 | .O-RING | 1 | 1 | |
| 6 | 93210-37160 | .O-RING | 1 | 1 | |
| 7 | 6E5-44315-A0 | .GASKET, WATER PUMP | 1 | 1 | |
| 8 | 93101-28M16 | .OIL SEAL | 2 | 2 | |
| 9 | 93210-55M14 | .O-RING | 1 | 1 | |
| 10 | 93101-30M17 | .OIL SEAL | 2 | 2 | |
| 11 | 93210-86M39 | .O-RING | 1 | 1 | |
| 12 | 93210-19MJ1 | .O-RING | 2 | 2 | |
| 13 | 67F-45113-00 | .GASKET, UPPER CASING | 1 | 1 | |
| 14 | 67F-15312-00 | .GASKET, OIL PAN | 1 | 1 | |
| 15 | 67F-13415-00 | .SEAL, OIL STRAINER | 1 | 1 | |
| 16 | 67F-41133-A0 | .GASKET, EXHAUST MANIFOLD 1 | 1 | 1 | |
| 17 | 93210-09165 | .O-RING | 1 | 1 | |
| 18 | 68V-45123-00 | .GASKET, MUFFLER | 1 | 1 | |
| 19 | 67F-45127-00 | .SEAL | 1 | 1 | |
| 20 | 90430-14M09 | .GASKET | 1 | 1 | |
| 21 | 67F-41134-A0 | .GASKET, EXHAUST MANIFOLD | 2 | 2 | |
| 22 | 67F-41138-00 | .SEAL, EXT. 1 | 1 | 1 | |
| 23 | 68V-W0078-00 | WATER PUMP REPAIR KIT | 1 | 1 | |
| 24 | 61A-44322-02 | .INSERT, CARTRIDGE | 1 | 1 | |
| 25 | 93210-86M38 | .O-RING | 1 | 1 | |
| 26 | 93210-37160 | .O-RING | 1 | 1 | |
| 27 | 6E5-44352-01 | .IMPELLER | 1 | 1 | |

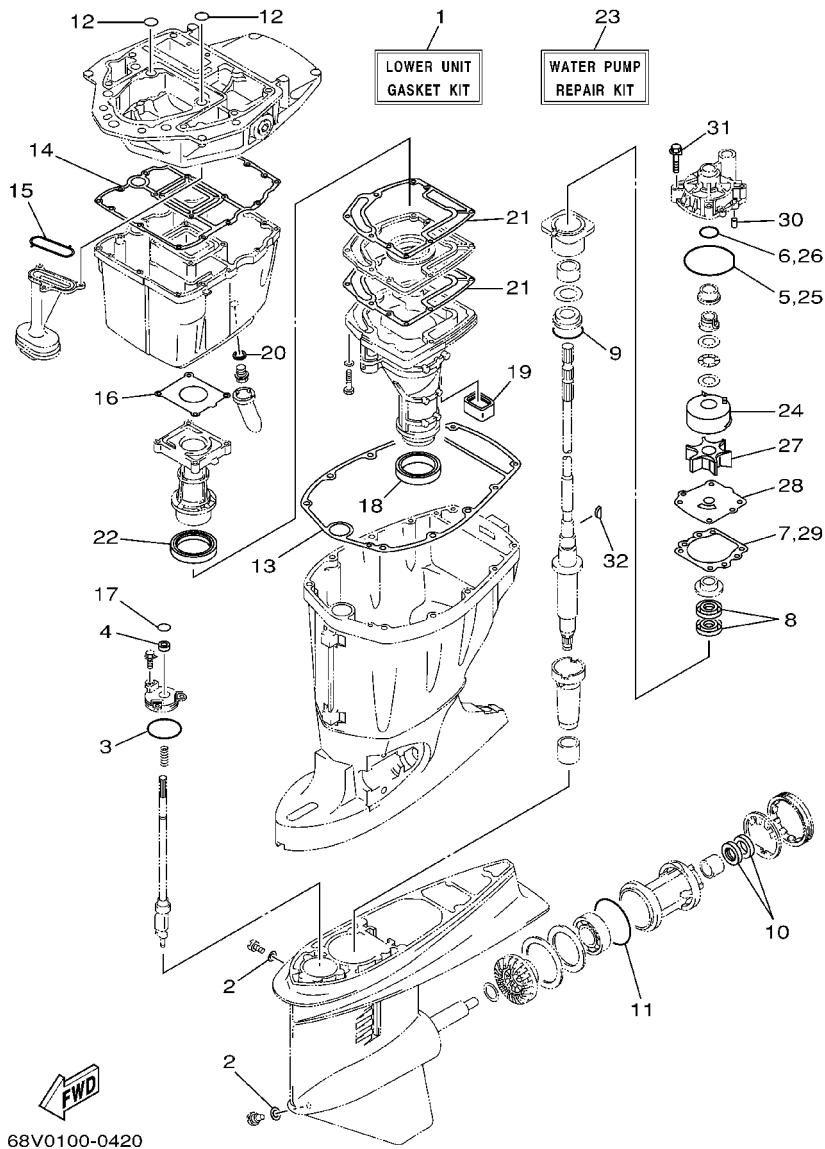


FIG. 41 REPAIR KIT 2

| REF. NO. | PART NO. | DESCRIPTION | 68V1 | 68W1 | REMARKS |
|----------|--------------|-------------------------|------|------|---------|
| 28 | 68V-44323-00 | .OUTER PLATE, CARTRIDGE | 1 | 1 | |
| 29 | 6E5-44315-A0 | .GASKET, WATER PUMP | 1 | 1 | |
| 30 | 93606-12019 | .PIN, DOWEL | 2 | 2 | |
| 31 | 90119-08M14 | .BOLT, WITH WASHER | 4 | 4 | |
| 32 | 90280-04M05 | .KEY, WOODRUFF | 1 | 1 | |
| ----- | | | | | |
| ----- | | | | | |
| ----- | | | | | |
| ----- | | | | | |
| ----- | | | | | |
| ----- | | | | | |
| ----- | | | | | |
| ----- | | | | | |
| ----- | | | | | |
| ----- | | | | | |
| ----- | | | | | |

NUMERICAL INDEX

| PART NO. | REF. NO. | PART NO. | REF. NO. | PART NO. | REF. NO. | PART NO. | REF. NO. | PART NO. | REF. NO. | PART NO. | REF. NO. |
|-------------------|----------|--------------|----------|-----------------|----------|-----------------|----------|-----------------|----------|--------------|----------|
| K1C-A3275-00 | 3-8 | 68V-11656-00 | 3-10 | 67F-12169-D0 | 5-10 | 68V-13435-00 | 8-6 | 68V-14225-00 | 8-5 | 68V-2247B-00 | 8-27 |
| K0A-A3721-00 | 5-7 | 68V-11656-10 | 3-10 | 67F-12169-E0 | 5-10 | 67F-13437-41 | 12-24 | 68V-14255-00 | 9-12 | 68V-2411M-00 | 8-17 |
| K0A-A3722-00 | 5-8 | 68V-11656-20 | 3-10 | 67F-12169-F0 | 5-10 | 67F-13437-51 | 12-24 | 68V-14264-00 | 8-12 | 68V-24149-00 | 10-24 |
| 68V-W0001-01 | 40-1 | 68V-11656-30 | 3-10 | 67F-12169-G0 | 5-10 | 67F-13437-61 | 12-24 | 68V-14265-00 | 8-23 | 6YJ-24167-00 | 32-7 |
| 68V-W0001-20 | 41-1 | 68V-12111-00 | 5-1 | 67F-12169-H0 | 5-10 | 5GH-13440-00 | 2-39 | 68V-14291-00-94 | 6-12 | 68V-2417H-00 | 7-36 |
| 68V-W0070-10 | 1-29 | 67F-12114-00 | 5-4 | 67F-12169-J0 | 5-10 | 67F-13473-01 | 27-16 | 68V-14292-00 | 6-19 | 6YJ-24201-10 | 32-1 |
| 68V-W0078-00 | 41-23 | 67F-12116-00 | 5-3 | 67F-12169-K0 | 5-10 | 68V-13473-00 | 7-11 | 68V-14294-00 | 9-33 | 6Y1-24260-12 | 32-3 |
| 67G-W0084-02-4D18 | -1 | 67F-12117-00 | 5-5 | 67F-12169-L0 | 5-10 | 68V-13490-01 | 9-36 | 68V-14321-00 | 7-4 | 6Y1-24268-00 | 32-6 |
| 67G-W0084-12-4D18 | -1 | 67F-12118-00 | 5-6 | 67F-12169-M0 | 5-10 | 67F-13495-00 | 27-18 | 68V-14323-00 | 7-3 | 6Y2-24305-04 | 32-13 |
| 68V-W009A-01-1S | 4-1 | 68V-12121-00 | 5-2 | 67F-12169-N0 | 5-10 | 68V-13532-00 | 9-25 | 68V-14331-00 | 7-5 | 6Y2-24306-42 | 32-8 |
| 68V-W009B-03-1S | 2-1 | 67F-12138-40 | 12-23 | 67F-12169-00 | 5-10 | 68V-13533-00 | 9-23 | | 7-7 | 6Y2-24307-41 | 11-1 |
| 68V-W1164-00 | 3-7 | 67F-12138-50 | 12-23 | 67F-12169-10 | 5-10 | 68V-13534-00 | 9-31 | 68V-14356-00 | 8-11 | 6Y2-24307-50 | 11-1 |
| 68V-W1164-10 | 3-7 | 67F-12138-60 | 12-23 | 67F-12169-20 | 5-10 | 68V-13535-00 | 9-35 | 68V-14357-00 | 8-21 | 68V-24312-00 | 17-37 |
| 68V-11110-00-94 | 4-2 | 67F-12153-00 | 5-9 | 67F-12169-30 | 5-10 | 68V-13542-00 | 9-22 | 68V-14386-00 | 9-6 | 6Y1-24329-00 | 32-5 |
| 62Y-11119-00 | 2-8 | 67F-12168-A0 | 5-10 | 67F-12169-40 | 5-10 | 68V-13543-00 | 9-37 | 68V-14397-00 | 8-7 | 6E5-24351-51 | 11-3 |
| 67F-11133-10 | 4-3 | 67F-12168-B0 | 5-10 | 67F-12169-50 | 5-10 | 68V-13544-00 | 9-24 | 68V-1441J-00 | 7-35 | | 32-10 |
| 67F-11168-00 | 4-22 | 67F-12168-C0 | 5-10 | 67F-12169-60 | 5-10 | 68V-13545-00 | 9-26 | 68V-1441L-00 | 7-31 | 6Y2-24360-52 | 11-5 |
| 67F-11181-01 | 4-17 | 67F-12168-D0 | 5-10 | 67F-12169-70 | 5-10 | 68V-13546-00 | 9-27 | 68V-14419-10 | 7-24 | | 32-12 |
| | 40-4 | 67F-12168-E0 | 5-10 | 67F-12169-80 | 5-10 | 68V-13547-01 | 9-32 | 68V-14428-00 | 8-19 | 6Y2-24360-60 | 11-5 |
| 68V-11191-00-1S | 4-21 | 67F-12168-F0 | 5-10 | 67F-12171-00 | 5-11 | 68V-13573-00 | 7-21 | 68V-14440-00 | 6-14 | 63D-24364-00 | 19-14 |
| 67F-11192-00 | 4-29 | 67F-12168-G0 | 5-10 | 67F-12181-00 | 5-12 | 68V-13574-00 | 7-20 | 68V-14446-00 | 8-22 | 63D-24367-00 | 19-13 |
| 67F-11325-00 | 2-24 | 67F-12168-H0 | 5-10 | 68V-12411-00 | 4-31 | 68V-13577-00 | 9-30 | 68V-14453-00 | 7-34 | 68V-24374-00 | 10-20 |
| | 4-8 | 67F-12168-J0 | 5-10 | 68V-12413-00-1S | 4-32 | 68V-13593-00 | 9-20 | 68V-14475-00 | 7-23 | 6R3-24377-10 | 10-35 |
| 67F-11327-00-94 | 2-25 | 67F-12168-K0 | 5-10 | 6G5-12416-00 | 2-18 | 67F-13631-03 | 27-22 | | 8-20 | 68V-24377-00 | 9-28 |
| | 4-9 | 67F-12168-L0 | 5-10 | 67F-1243A-00 | 2-31 | 68V-13641-00-94 | 7-25 | 68V-14496-00 | 7-19 | 68V-24379-00 | 9-29 |
| 67F-11328-00 | 2-28 | 67F-12168-M0 | 5-10 | 67F-12435-A0 | 2-22 | 68V-13645-00 | 6-5 | 68V-14511-00 | 7-13 | 68V-24387-00 | 9-19 |
| | 4-12 | 67F-12168-N0 | 5-10 | | 40-7 | | 40-14 | 68V-14546-00 | 9-16 | 68V-24410-00 | 10-14 |
| 67F-11351-01 | 2-34 | 67F-12168-P0 | 5-10 | 67F-1246A-00-1S | 2-21 | 68V-13716-00 | 9-21 | 68V-14565-00 | 8-10 | 68V-24411-00 | 10-19 |
| | 40-13 | 67F-12168-R0 | 5-10 | 67F-12535-00 | 17-31 | 68V-13751-01 | 7-2 | 68V-14567-00 | 9-11 | 68V-24412-00 | 10-15 |
| 67F-11356-00 | 4-26 | 67F-12168-S0 | 5-10 | 68T-12572-00 | 17-30 | 68V-13752-01 | 7-6 | 68V-14592-00 | 9-13 | 68V-24413-00 | 10-21 |
| | 40-17 | 67F-12168-T0 | 5-10 | 6R3-12581-00 | 17-34 | 68V-13766-00 | 8-4 | 68V-14711-10-5B | 26-9 | 68V-24414-00 | 10-22 |
| 68V-11411-00 | 3-1 | 67F-12168-U0 | 5-10 | 6R3-12582-00 | 17-35 | 67F-13769-00 | 27-20 | 68V-14711-30-5B | 26-9 | 68V-24423-00 | 10-18 |
| 67F-11416-00 | 3-4 | 67F-12168-V0 | 5-10 | 6R3-12583-00 | 17-36 | 68V-13769-00 | 9-4 | 68V-14777-00 | 7-22 | 68V-24444-00 | 10-23 |
| 67F-11416-10 | 3-4 | 67F-12168-W0 | 5-10 | 68V-13105-00 | 7-8 | 68V-13781-00 | 9-7 | | 8-18 | 68V-24454-00 | 10-16 |
| 67F-11416-20 | 3-4 | 67F-12168-X0 | 5-10 | 67F-13119-01 | 27-19 | 68V-13784-00 | 9-9 | 68V-14807-00 | 9-18 | 68V-24469-01 | 10-7 |
| 67F-11417-00 | 3-5 | 67F-12168-Y0 | 5-10 | 68V-1312A-00 | 7-10 | 68V-13906-00 | 8-9 | 68V-14960-00 | 7-9 | 68V-24474-00 | 8-26 |
| 67F-11417-10 | 3-5 | 67F-12168-00 | 5-10 | 68V-13131-00 | 10-17 | 68V-13907-00 | 9-17 | 68V-14984-00 | 9-10 | 67F-24491-00 | 10-32 |
| 67F-11417-20 | 3-5 | 67F-12168-10 | 5-10 | 67F-13149-00 | 27-23 | 67F-13914-00 | 27-21 | 68V-14985-00 | 9-5 | 68V-24495-00 | 10-29 |
| 67F-11417-30 | 3-5 | 67F-12168-20 | 5-10 | 68V-13160-00 | 8-1 | 68V-13915-00 | 9-8 | 68V-15100-01-1S | 2-2 | 68V-24519-00 | 8-16 |
| 67F-11418-00 | 3-6 | 67F-12168-30 | 5-10 | 67F-13300-10 | 27-14 | 68V-13971-00 | 8-14 | 67F-15142-00 | 2-12 | 68V-24521-01 | 10-4 |
| 67F-11418-10 | 3-6 | 67F-12168-40 | 5-10 | 67F-13314-02 | 27-15 | 68V-13972-00 | 8-15 | 67F-15311-00-5B | 27-1 | 68V-24560-01 | 10-3 |
| 67F-11418-20 | 3-6 | 67F-12168-50 | 5-10 | 67F-13329-00 | 27-17 | 68V-1410B-00 | 8-3 | 67F-15312-00 | 27-8 | 68V-24563-00 | 10-5 |
| 67F-11536-00 | 5-23 | 67F-12168-60 | 5-10 | 67F-13338-00 | 27-25 | 68V-14126-00 | 9-15 | | 41-14 | 68V-24566-00 | 10-9 |
| 67F-11537-00 | 5-14 | 67F-12168-70 | 5-10 | 67F-13339-00 | 27-24 | 68V-14180-01 | 9-1 | 67F-15316-00 | 27-2 | 67F-24575-00 | 10-28 |
| 67F-11590-00 | 5-18 | 67F-12168-80 | 5-10 | 67F-13411-00 | 27-9 | 68V-14181-00 | 9-3 | 68V-15362-00 | 27-30 | 6YJ-24610-01 | 32-2 |
| 67F-11595-00 | 5-21 | 67F-12169-A0 | 5-10 | 67F-13415-00 | 27-13 | 68V-14182-01 | 9-2 | 6G8-15363-00 | 4-35 | 68V-2481H-00 | 8-28 |
| 67F-11603-01 | 3-9 | 67F-12169-B0 | 5-10 | | 41-15 | 68V-14191-00 | 9-14 | 67F-15373-00 | 6-6 | | 9-34 |
| 67F-11604-01 | 3-9 | 67F-12169-C0 | 5-10 | 67F-13434-02 | 1-39 | 68V-14200-02 | 7-1 | 68V-21841-00 | 8-13 | 67G-26301-10 | 18-40 |

NUMERICAL INDEX

| PART NO. | REF. NO. | PART NO. | REF. NO. | PART NO. | REF. NO. | PART NO. | REF. NO. | PART NO. | REF. NO. | PART NO. | REF. NO. |
|--------------|----------|-------------|----------|-------------|----------|-------------|----------|-------------|----------|-------------|----------|
| 65L-85886-00 | 6 - 18 | 90119-08M58 | 26 - 30 | 90201-09M02 | 21 - 20 | 90386-15M73 | 17 - 10 | 90464-12M58 | 14 - 27 | 90506-16M39 | 5 - 19 |
| 68V-8591A-11 | 13 - 1 | 90119-08M66 | 2 - 5 | 90201-10M02 | 21 - 31 | 90386-22M98 | 22 - 38 | 90464-20258 | 17 - 47 | 90560-12M01 | 33 - 4 |
| 6Y5-87122-S0 | 36 - 15 | 90119-08M68 | 6 - 2 | | 21 - 41 | | 24 - 33 | 90465-06M86 | 15 - 18 | 91490-20010 | 18 - 14 |
| | 37 - 11 | 90119-08M74 | 20 - 2 | 90201-10M20 | 33 - 7 | 90386-25M31 | 22 - 18 | 90465-08M23 | 17 - 28 | 91490-20015 | 21 - 21 |
| 9E450-04433 | 36 - 2 | 90119-08M91 | 4 - 20 | 90201-10M76 | 20 - 10 | 90386-26MA3 | 18 - 49 | 90465-08M63 | 1 - 36 | 91490-40030 | 29 - 26 |
| | 37 - 2 | 90119-10M06 | 5 - 15 | | 34 - 8 | 90386-38M32 | 23 - 12 | | 22 - 23 | | 31 - 26 |
| 9E450-04533 | 36 - 3 | 90119-10M08 | 26 - 19 | 90201-12M05 | 22 - 43 | 90386-90M90 | 21 - 19 | 90465-11M10 | 2 - 32 | 91609-25014 | 10 - 30 |
| | 37 - 3 | 90119-10M72 | 5 - 22 | 90201-12M09 | 23 - 31 | 90387-06M21 | 21 - 33 | | 6 - 7 | 91690-30020 | 22 - 35 |
| 90101-09M70 | 34 - 9 | 90119-10M88 | 2 - 4 | 90201-13M01 | 22 - 42 | | 21 - 37 | | 8 - 29 | 91690-30025 | 18 - 20 |
| 90101-12M03 | 22 - 41 | 90119-10M89 | 29 - 8 | 90201-15M58 | 23 - 20 | 90387-06M43 | 17 - 45 | | 10 - 8 | 91690-50014 | 6 - 4 |
| 90101-12M05 | 22 - 41 | | 31 - 8 | 90201-16M55 | 23 - 19 | 90387-06M64 | 27 - 12 | | 10 - 25 | 91809-08006 | 4 - 6 |
| 90101-12M09 | 18 - 57 | 90149-05M05 | 38 - 18 | 90201-22M01 | 28 - 21 | 90387-06M71 | 12 - 20 | | 15 - 9 | | 10 - 34 |
| 90101-12M77 | 22 - 41 | | 39 - 18 | | 30 - 23 | 90387-08M32 | 6 - 3 | | 17 - 38 | 92903-06100 | 14 - 3 |
| 90105-10M00 | 29 - 16 | 90149-05M13 | 18 - 7 | 90201-24014 | 12 - 14 | 90387-08M37 | 17 - 4 | | 22 - 21 | 92903-06600 | 14 - 4 |
| | 31 - 16 | 90152-05M07 | 29 - 13 | 90201-26M00 | 30 - 50 | 90387-10M05 | 22 - 34 | | 23 - 6 | | 14 - 21 |
| 90105-10M89 | 4 - 19 | | 31 - 13 | 90201-26M59 | 22 - 19 | 90387-10M08 | 4 - 18 | | 29 - 19 | 92903-08100 | 16 - 33 |
| 90109-06M80 | 17 - 15 | 90158-06002 | 37 - 14 | 90201-30M92 | 28 - 66 | 90387-10M61 | 33 - 3 | | 31 - 19 | 92903-08600 | 16 - 31 |
| | 17 - 29 | 90159-06M18 | 18 - 47 | 90201-38M60 | 23 - 10 | 90387-12M02 | 18 - 60 | | 36 - 14 | 92903-10600 | 18 - 8 |
| | 17 - 43 | 90159-06M28 | 17 - 42 | 90202-07M07 | 21 - 13 | 90401-20145 | 2 - 40 | | 36 - 21 | 92907-04600 | 4 - 24 |
| 90109-06M81 | 17 - 27 | 90159-06M29 | 4 - 30 | 90202-32M19 | 23 - 18 | 90430-06014 | 8 - 25 | 90465-12M03 | 6 - 9 | 92907-06600 | 27 - 11 |
| 90109-06M82 | 17 - 8 | 90167-06002 | 17 - 32 | 90202-40M47 | 23 - 13 | | 40 - 18 | 90465-13M11 | 19 - 24 | 92990-04100 | 36 - 4 |
| | 17 - 18 | 90170-09M05 | 34 - 10 | 90206-10M04 | 21 - 32 | 90430-08020 | 28 - 8 | 90465-13M18 | 6 - 22 | | 36 - 9 |
| 90109-06M86 | 15 - 25 | 90170-14M06 | 34 - 6 | | 21 - 42 | | 30 - 10 | | 15 - 8 | | 37 - 4 |
| | 17 - 21 | 90170-16M01 | 28 - 45 | 90206-12M22 | 18 - 59 | | 41 - 2 | 90465-13M24 | 19 - 29 | 92990-05100 | 38 - 9 |
| | 17 - 33 | | 30 - 47 | 90206-15M18 | 17 - 11 | 90430-08143 | 4 - 16 | 90465-13M30 | 19 - 30 | | 38 - 20 |
| 90109-12M37 | 21 - 2 | 90170-40003 | 5 - 24 | 90206-22M19 | 28 - 22 | | 40 - 2 | 90467-20M15 | 2 - 33 | | 39 - 10 |
| 90109-14MA7 | 23 - 29 | 90171-18M04 | 29 - 25 | | 30 - 24 | 90430-14M09 | 27 - 4 | | 6 - 8 | | 39 - 20 |
| 90116-10175 | 18 - 65 | | 31 - 25 | 90249-06M19 | 22 - 33 | | 41 - 20 | 90468-10005 | 18 - 39 | 92990-05200 | 1 - 25 |
| | 23 - 35 | 90179-06M28 | 1 - 19 | 90250-08M07 | 28 - 55 | 90430-14115 | 2 - 7 | | 18 - 44 | | 1 - 38 |
| | | | 21 - 34 | | 30 - 58 | | 40 - 6 | 90468-18008 | 21 - 4 | 92990-05600 | 38 - 21 |
| 90119-06MA2 | 2 - 23 | 90179-08003 | 16 - 27 | 90269-02M09 | 18 - 6 | 90430-18130 | 2 - 15 | | 21 - 14 | | 39 - 21 |
| 90119-06MA4 | 2 - 17 | 90179-24002 | 12 - 15 | 90280-04M05 | 28 - 29 | | 40 - 12 | | 21 - 29 | 92990-06100 | 1 - 3 |
| 90119-06ME1 | 6 - 17 | 90185-05002 | 29 - 14 | | 30 - 31 | 90445-07ME8 | 28 - 11 | 90480-06M19 | 11 - 4 | | 1 - 12 |
| 90119-06M10 | 28 - 16 | | 31 - 14 | | 41 - 32 | 90445-07ME9 | 28 - 11 | 90480-12072 | 2 - 11 | | 38 - 15 |
| | 30 - 18 | 90185-08057 | 20 - 14 | 90280-04M08 | 12 - 13 | | 30 - 13 | | 4 - 25 | | 39 - 16 |
| 90119-06M49 | 6 - 13 | 90185-09M01 | 33 - 6 | 90280-04008 | 5 - 25 | 90445-076K2 | 29 - 17 | 90480-13M24 | 17 - 44 | 92990-06600 | 22 - 12 |
| 90119-06M59 | 13 - 4 | | 34 - 11 | 90282-04010 | 28 - 67 | | 31 - 17 | 90480-15M31 | 12 - 21 | | 26 - 25 |
| | 14 - 25 | 90185-10M14 | 20 - 9 | | 30 - 71 | 90445-10M18 | 1 - 35 | 90480-20M05 | 2 - 20 | | 38 - 16 |
| 90119-06M82 | 6 - 16 | 90185-10051 | 18 - 66 | 90340-08002 | 28 - 6 | 90445-13M01 | 11 - 2 | 90480-22M15 | 17 - 3 | | 39 - 17 |
| 90119-06M83 | 10 - 27 | | 23 - 36 | | 30 - 8 | | 32 - 9 | 90501-11M10 | 28 - 19 | 92990-12200 | 18 - 58 |
| 90119-06M92 | 12 - 22 | 90185-12M12 | 18 - 63 | 90340-14M06 | 2 - 6 | 90445-13M11 | 10 - 13 | | 30 - 21 | 92990-12600 | 18 - 62 |
| 90119-07234 | 4 - 7 | | 23 - 33 | | 27 - 3 | 90445-13M35 | 32 - 11 | 90501-12082 | 21 - 26 | 92990-18200 | 29 - 24 |
| 90119-07235 | 4 - 5 | 90185-22M11 | 22 - 20 | 90340-18M09 | 2 - 14 | 90445-13M37 | 10 - 2 | 90501-16M11 | 2 - 19 | | 31 - 24 |
| | 10 - 33 | 90201-06M31 | 21 - 43 | 90344-51019 | 4 - 4 | 90445-15M03 | 5 - 20 | 90501-16M37 | 28 - 51 | 92995-04100 | 21 - 9 |
| 90119-08M14 | 28 - 33 | 90201-06068 | 17 - 12 | 90386-06M12 | 21 - 16 | 90446-24M79 | 19 - 1 | | 30 - 54 | 92995-06100 | 12 - 11 |
| | 30 - 35 | 90201-08M01 | 20 - 3 | 90386-08032 | 18 - 10 | 90447-07007 | 14 - 36 | 90501-23215 | 18 - 9 | | 13 - 8 |
| | 41 - 31 | 90201-08M12 | 10 - 31 | 90386-10M16 | 22 - 31 | 90447-10003 | 14 - 35 | 90506-14M24 | 22 - 36 | | 13 - 16 |
| 90119-08M22 | 17 - 2 | 90201-08M14 | 24 - 30 | 90386-12M93 | 18 - 61 | 90464-06001 | 13 - 11 | 90506-16M34 | 17 - 16 | | 13 - 19 |

NUMERICAL INDEX

| PART NO. | REF. NO. | PART NO. | REF. NO. | PART NO. | REF. NO. | PART NO. | REF. NO. | PART NO. | REF. NO. | PART NO. | REF. NO. |
|-------------|----------|-------------|----------|-------------|----------|-------------|----------|-------------|----------|-------------|----------|
| 92995-06100 | 14 - 11 | 92995-08600 | 4 - 14 | 93210-55M14 | 30 - 41 | 93608-16M16 | 26 - 3 | 97095-06010 | 26 - 28 | 97780-60625 | 14 - 6 |
| | 14 - 18 | | 6 - 21 | | 41 - 9 | | 26 - 20 | 97095-06012 | 1 - 6 | 97880-06012 | 22 - 11 |
| | 14 - 38 | | 18 - 31 | 93210-58144 | 28 - 14 | 93700-06M03 | 22 - 13 | | 1 - 9 | 97880-06016 | 26 - 24 |
| | 15 - 11 | | 20 - 13 | | 30 - 16 | | 22 - 24 | | 6 - 10 | 97885-04016 | 21 - 8 |
| | 21 - 39 | | 28 - 42 | | 41 - 3 | 94702-00400 | 4 - 38 | | 15 - 6 | 97885-06010 | 12 - 17 |
| | 22 - 5 | | 30 - 44 | 93210-86M38 | 28 - 26 | 95333-08600 | 16 - 32 | 97095-06014 | 18 - 34 | 97885-06016 | 18 - 53 |
| 92995-06600 | 1 - 7 | 92995-10100 | 23 - 26 | | 30 - 28 | 95380-04600 | 36 - 5 | | 18 - 38 | | 19 - 26 |
| | 1 - 10 | | 29 - 7 | | 41 - 5 | | 36 - 10 | | 18 - 42 | | 23 - 5 |
| | 2 - 10 | | 31 - 7 | | 41 - 25 | | 37 - 5 | | 19 - 7 | 97885-06040 | 18 - 51 |
| | 2 - 27 | 92995-14600 | 23 - 23 | 93210-86M39 | 28 - 64 | 95380-05600 | 38 - 10 | 97095-06016 | 10 - 11 | 98507-04008 | 4 - 23 |
| | 2 - 37 | 93101-28M16 | 28 - 35 | | 30 - 69 | | 38 - 19 | | 15 - 2 | 98586-05016 | 32 - 4 |
| | 4 - 11 | | 30 - 37 | | 41 - 11 | | 39 - 11 | | 15 - 16 | 98785-05014 | 18 - 28 |
| | 4 - 28 | | 41 - 8 | 93306-208U0 | 28 - 59 | | 39 - 19 | | 17 - 13 | 98980-05010 | 38 - 8 |
| | 4 - 34 | 93101-30M17 | 28 - 63 | 93315-345W0 | 30 - 4 | 95380-05700 | 7 - 30 | 97095-06020 | 2 - 9 | | 39 - 9 |
| | 6 - 11 | | 30 - 68 | 93315-425U7 | 28 - 47 | 95380-06600 | 1 - 4 | | 13 - 18 | 98980-06020 | 38 - 13 |
| | 10 - 12 | | 41 - 10 | | 30 - 49 | | 1 - 13 | | 14 - 37 | | 39 - 14 |
| | 12 - 12 | 93101-48002 | 3 - 3 | 93315-430U8 | 28 - 62 | | 1 - 16 | | 15 - 10 | 99001-08600 | 28 - 18 |
| | 12 - 18 | | 40 - 11 | 93315-628U9 | 28 - 3 | | 17 - 41 | | 19 - 17 | | 30 - 20 |
| | 13 - 9 | 93102-08M43 | 25 - 36 | | 30 - 3 | | 18 - 13 | 97095-06025 | 2 - 36 | 99530-08012 | 12 - 9 |
| | 13 - 17 | 93102-38M59 | 5 - 16 | 93317-330U2 | 28 - 36 | | 38 - 14 | | 4 - 33 | 99530-10114 | 7 - 26 |
| | 13 - 20 | | 40 - 5 | | 30 - 38 | | 39 - 15 | | 13 - 7 | | |
| | 14 - 12 | 93102-48009 | 3 - 2 | 93317-330U5 | 30 - 67 | 95380-08600 | 10 - 10 | | 13 - 15 | | |
| | 14 - 19 | | 40 - 10 | 93332-000U7 | 28 - 4 | 95380-12600 | 22 - 44 | | 19 - 15 | | |
| | 14 - 39 | 93106-09014 | 28 - 15 | 93332-000V7 | 30 - 62 | 95380-14600 | 23 - 22 | 97095-06030 | 4 - 27 | | |
| | 15 - 3 | | 30 - 17 | 93341-360U8 | 30 - 5 | 95380-14700 | 34 - 7 | | 12 - 10 | | |
| | 15 - 7 | | 41 - 4 | 93341-440U5 | 30 - 65 | 95780-10300 | 23 - 8 | | 18 - 32 | | |
| | 15 - 12 | 93210-08287 | 32 - 14 | 93341-930V2 | 28 - 38 | 97013-06020 | 14 - 2 | | 19 - 19 | | |
| | 15 - 17 | 93210-09165 | 21 - 18 | | 30 - 40 | | 14 - 20 | | 22 - 4 | | |
| | 18 - 33 | | 41 - 17 | 93410-22M11 | 22 - 39 | 97013-08045 | 16 - 30 | 97095-06035 | 21 - 38 | | |
| | 18 - 35 | 93210-10M74 | 24 - 4 | 93410-37M04 | 23 - 15 | 97027-06025 | 27 - 10 | 97095-06040 | 21 - 10 | | |
| | 18 - 52 | 93210-16275 | 33 - 9 | 93420-36M01 | 26 - 22 | 97075-06020 | 2 - 26 | 97095-06045 | 27 - 26 | | |
| | 18 - 54 | 93210-19MJ1 | 27 - 29 | 93501-04M02 | 21 - 25 | | 4 - 10 | 97095-08014 | 4 - 15 | | |
| | 19 - 8 | | 41 - 12 | 93503-16003 | 28 - 54 | 97075-06025 | 21 - 23 | 97095-08020 | 6 - 20 | | |
| | 19 - 16 | 93210-24M79 | 4 - 36 | | 30 - 57 | | 27 - 5 | | 22 - 16 | | |
| | 19 - 18 | | 40 - 3 | 93507-32009 | 28 - 52 | 97075-06030 | 26 - 11 | 97095-08025 | 20 - 12 | | |
| | 19 - 20 | 93210-30682 | 10 - 26 | | 30 - 55 | 97075-06070 | 26 - 7 | | 28 - 41 | | |
| | 19 - 27 | | 40 - 16 | 93511-32017 | 28 - 53 | 97075-08025 | 2 - 29 | | 30 - 43 | | |
| | 21 - 11 | 93210-32738 | 10 - 6 | | 30 - 56 | | 4 - 13 | 97095-08040 | 18 - 30 | | |
| | 21 - 24 | 93210-37MH7 | 23 - 11 | 93604-12M07 | 27 - 28 | 97075-10040 | 23 - 25 | 97575-08445 | 23 - 28 | | |
| | 21 - 40 | 93210-37160 | 28 - 27 | 93605-10108 | 5 - 13 | 97075-10045 | 29 - 6 | 97575-08540 | 6 - 1 | | |
| | 22 - 8 | | 30 - 29 | 93606-12019 | 2 - 3 | | 31 - 6 | | 26 - 2 | | |
| | 26 - 8 | | 41 - 6 | | 27 - 7 | 97080-08016 | 24 - 31 | 97607-04112 | 12 - 6 | | |
| | 26 - 12 | | 41 - 26 | | 28 - 32 | 97095-06010 | 8 - 24 | 97607-04310 | 25 - 32 | | |
| | 26 - 29 | 93210-48MG8 | 7 - 27 | | 30 - 34 | | 14 - 10 | 97780-50620 | 1 - 37 | | |
| | 27 - 6 | | 40 - 15 | | 41 - 30 | | 14 - 17 | 97780-50625 | 1 - 26 | | |
| | 27 - 27 | 93210-48MJ9 | 6 - 15 | 93606-19M23 | 26 - 13 | | 15 - 19 | 97780-60525 | 23 - 2 | | |
| 92995-08100 | 22 - 17 | | 40 - 19 | 93608-12M05 | 29 - 5 | | 22 - 7 | 97780-60620 | 14 - 9 | | |
| 92995-08600 | 2 - 30 | 93210-55M14 | 28 - 39 | | 31 - 5 | | 22 - 28 | | 14 - 29 | | |

F115TRB/LF115TRB/F115A/FL115A
PARTS CATALOGUE

©2002 by Yamaha Motor Co., Ltd.

1st Edition, Apr. 2002

All rights reserved.

Any reprinting or unauthorized use
without the written permission of
Yamaha Motor Co., Ltd.
is expressly prohibited.