



**PARTS
CATALOGUE
CATALOGO
DE REPUESTOS**

F200CET'13 (6AL9)

F225BET'13 (6AS8)

FL200CET'13 (6AM9)

FL225BET'13 (6AT8)

F200CET/F225BET
FL200CET/FL225BET
PARTS CATALOGUE
©2013 by Yamaha Motor Co., Ltd.
1st edition, July 2013
All rights reserved.
Any reprinting or unauthorized use
without the written permission of
Yamaha Motor Co., Ltd.
is expressly prohibited.
Printed in Japan.

F200CET/F225BET
FL200CET/FL225BET
CATALOGO DE REPUESTOS
©2013 por Yamaha Motor Co., Ltd.
1ª edición, julio 2013
Todos los derechos reservados.
Toda reproducción o uso no autorizado
sin el consentimiento escrito de
Yamaha Motor Co., Ltd.
quedan expresamente prohibidos
Impreso en Japón.

FOREWORD

This Parts Catalogue is related to the parts for the model(s) on the cover page. When you are ordering replacement parts, please refer to this Parts Catalogue and quote both part numbers and part names correctly.

1. Modifications or additions which have been made after the issue of the Parts Catalogue will be announced in the Parts News.
It is advisable that you make the necessary corrections to the Parts Catalogue according to the Parts News.

2. Abbreviations

The following abbreviations are used in this Parts Catalogue.

“UR” Use specified parts number.

“UN” Use as many as needed.

“AP” Alternate Parts

“LM” Locally Made (Parts need to be ordered locally)

“F#” Frame No. (Applicable machine No.)

“O/S” Over Size

3. The number of components for assembly

- Parts, which are to be supplied in an assembly, are listed with a dot (.) in front of the part name as shown below.
- The numeral appearing to the right of each component part indicates the quantity of parts for each assembly unit.

PART NO.	DESCRIPTION	Q'TY	REMARKS
2F5-83310-60	FRONT FLASHER LIGHT ASSY	2	
115-83311-60	.BULB (6V-18W)	1	

4. Applicable colours of graphics are represented in the “REMARKS” as shown below.

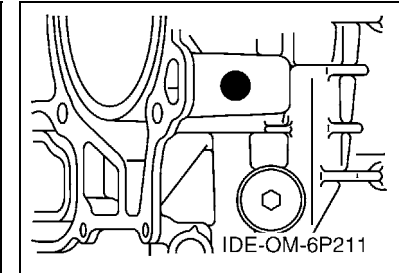
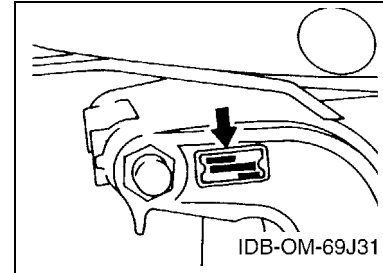
PART NO.	DESCRIPTION	Q'TY	REMARKS
2N4-24110-00-X5	FUEL TANK COMP.	2	MXR
3J1-24240-10	.GRAPHIC, FUEL TANK	1	FOR MXR

5. Note that the illustrations for reference in finding parts numbers are not to be used for assembling. When assembling, please use the applicable service manual.

6. The asterisk (*) before a reference number indicates modified items after the first edition.

7. Applicable Serial No.

Engine Serial No.



8. Applicable Engine Starting Serial No.

Model	Serial No.	Model	Serial No.
F200C	6AL-1004302	FL200C	6AM-1000519
F225B	6AS-1002878	FL225B	6AT-1000301

9. Applicable Colour Code

Abbreviation	Colour Name	Colour Code
DBN1	DARK BLUISH GRAY 1	008D

10. Quantity Column Information

Column No.	Name Of Q'ty Column	Applicable Model
1	6AL9	F200CET
2	6AS8	F225BET
3	6AM9	FL200CET
4	6AT8	FL225BET

PROLOGO

Este catálogo de repuestos corresponde a las piezas para el o los modelos que figuran en la página de portada. Al formular el pedido de repuestos, se ruega citar este catálogo y especificar correctamente el número y el nombre de las piezas.

- Las modificaciones y agregados que se hayan realizado después de la edición de este Catálogo de Repuestos, serán anunciados en las Informaciones de Recambios. Es recomendable que se hagan las correcciones necesarias en el Catálogo de Repuestos de acuerdo con las Informaciones de Recambios.

2. Abreviaciones

En este. Catálogo de Repuestos se emplean las siguientes abreviaciones.

“UR” Usar el número de partes especificado

“UN” Usar la cantidad necesaria

“AP” Piezas sustitutivas

“LM” Fabricación local (Hay que pedir los repuestos en las cercanías)

“F#” N° de bastidor (N° aplicable a la máquina)

“O/S” Sobredimensionado

3. La cantidad de componentes para el montaje

- Los componentes, suministrados como conjunto, se describen con un punto (.) que precede al nombre del parte como se indica a continuación.
- La numeración que aparece a la derecha de cada descripción indica la cantidad de partes por cada unidad de conjunto.

CODIGO N°	DESCRIPCION	CANT.	OBSERVACIONES
2F5-83310-60	ENSAMBLAJE DE LA LUZ	2	
115-83311-60	.BOMBILLA (6V-18W)	1	

4. Los colores de los componentes se indican como sigue en la columna de “OBSERVACIONES”.

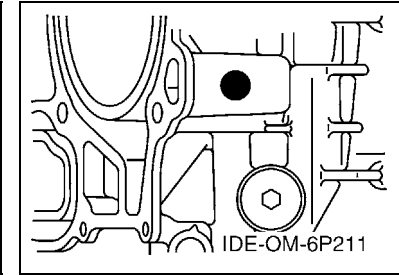
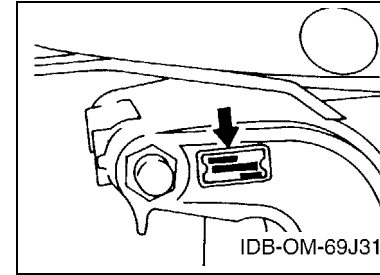
CODIGO N°	DESCRIPCION	CANT.	OBSERVACIONES
2N4-24110-00-X5	COMP. DEL TANQUE	2	MXR
3J1-24240-10	.GRAFICO, DEL TANQUE	1	PARA MXR

- Debe tenerse en cuenta que las ilustraciones sirven como guía para la búsqueda de los números de partes y no deben usarse para el montaje. Durante el montaje, se recomienda usar el manual de taller correspondiente.

- EL asterisco (*) antes del número de referencia indica los elementos modificados después de la primera edición.

7. Números de serie

N° de Serie del motor



8. Números de serie del motor

Modelo	N° de serie	Modelo	N° de serie
F200C	6AL-1004302	FL200C	6AM-1000519
F225B	6AS-1002878	FL225B	6AT-1000301

9. Códigos de color aplicables

Abreviatura	Nombre de color	Código de color
DBN1	DARK BLUISH GRAY 1	008D

10. Información para la columna de cantidades

Columna N°	Nombre de la columna de cantidades	Modelo aplicable
1	6AL9	F200CET
2	6AS8	F225BET
3	6AM9	FL200CET
4	6AT8	FL225BET

CONTENTS

SCHEDULED SERVICE PARTS	1
TOP COWLING	2
CYLINDER & CRANKCASE 1	4
CRANKSHAFT & PISTON	7
CYLINDER & CRANKCASE 2	8
CYLINDER & CRANKCASE 3	10
VALVE	12
INTAKE 1	15
INTAKE 2	17
THROTTLE BODY ASSY 1	19
THROTTLE BODY ASSY 2	20
THROTTLE BODY ASSY 3	21
FUEL INJECTION PUMP 1	22
FUEL INJECTION PUMP 2	24
FUEL 1	25
FUEL 2	27
GENERATOR	28
ELECTRICAL 1	29
ELECTRICAL 2	31
ELECTRICAL 3	34
STARTING MOTOR	35
BOTTOM COWLING 1	37
BOTTOM COWLING 2	40
CONTROL	41
BRACKET 1	43
BRACKET 2	45
POWER TRIM & TILT ASSY 1	47
POWER TRIM & TILT ASSY 2	50
UPPER CASING	51
OIL PAN	54
LOWER CASING & DRIVE 1	55
LOWER CASING & DRIVE 2	59
LOWER CASING & DRIVE 3	61
LOWER CASING & DRIVE 4	65
STEERING GUIDE	67
REMOTE CONTROL BOX	68
REMOTE CONTROL ASSY 1	69
REMOTE CONTROL ASSY 2	72
SWITCH & PANEL 1	75
SWITCH & PANEL 2	76
OPTIONAL PARTS 1	77

OPTIONAL PARTS 2	78
OPTIONAL PARTS 3	79
REPAIR KIT 1	80
REPAIR KIT 2	81

INDEX

NUMERICAL INDEX	83
-----------------------	----

CONTENIDO

PARTES DE REPUESTO TEMPORALES	1
SOPORTE SUPERIOR	2
CILINDRO & CARTER 1	4
CIGUENAL & PISTON	7
CILINDRO & CARTER 2	8
CILINDRO & CARTER 3	10
VALVULA	12
ADMISION 1	15
ADMISION 2	17
CAJA DE ACELERADOR COMPL 1	19
CAJA DE ACELERADOR COMPL 2	20
CAJA DE ACELERADOR COMPL 3	21
BOMBA DE INYECTOR 1	22
BOMBA DE INYECTOR 2	24
COMBUSTIBLE 1	25
COMBUSTIBLE 2	27
GENERADOR	28
EQUIPO ELECTRICO 1	29
EQUIPO ELECTRICO 2	31
EQUIPO ELECTRICO 3	34
MOTOR DE ARRANQUE	35
CUBIERTA INFERIOR 1	37
CUBIERTA INFERIOR 2	40
CONTROL	41
SOPORTE 1	43
SOPORTE 2	45
COMPONER Y PODER VARILLA 1	47
COMPONER Y PODER VARILLA 2	50
FUNDA SUPERIOR	51
OIL PAN	54
IMPULSOR E INFERIOR 1	55
IMPULSOR E INFERIOR 2	59
IMPULSOR E INFERIOR 3	61
IMPULSOR E INFERIOR 4	65
DIRECCIONGUIAR	67
CONTROL REMOTO COMPLETO	68
CONTROL REMOTO COMPL 1	69
CONTROL REMOTO COMPL 2	72
PANEL DE INTERRUPTOR 1	75
PANEL DE INTERRUPTOR 2	76
PARTES OPCIONALES 1	77

PARTES OPCIONALES 2	78
PARTES OPCIONALES 3	79
ESTUCHE REPARATION 1	80
ESTUCHE REPARATION 2	81

INDICE

INDICE NUMERICO	83
-----------------------	----

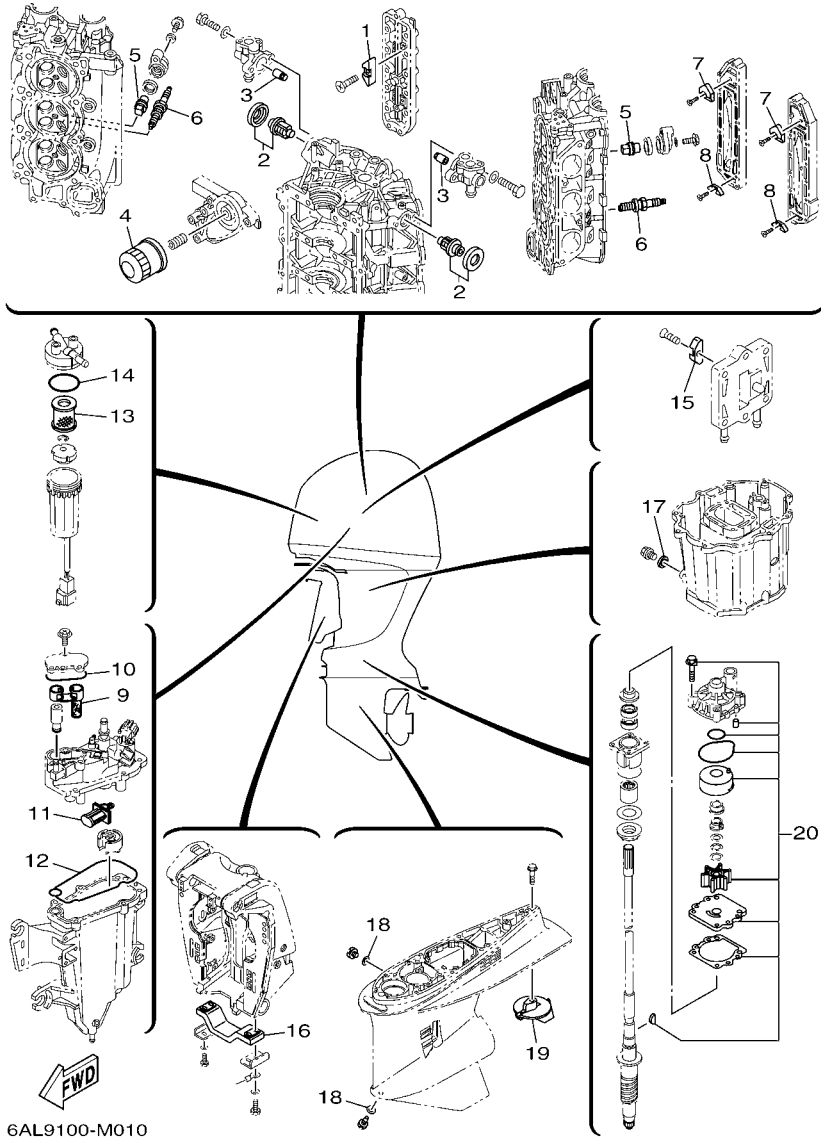


FIG. 1 SCHEDULED SERVICE PARTS PARTES DE REPUESTO TEMPORALES

REF. NO.	PART NO. CODIGO Nº	DESCRIPTION DESCRIPCION	6AL9	6AS8	6AM9	6AT8	REMARKS OBSERVACIONES
1	6E5-11325-00	ANODE ANODO	4	4	4	4	
2	67F-12411-01	THERMOSTAT TERMOSTAT	2	2	2	2	
3	6P3-11325-00	ANODE ANODO	2	2	2	2	
4	69J-13440-01	ELEMENT ASSY, OIL CLEANER ELEMENTO FILTRO DE ACEITE	1	1	1	1	
5	67F-11325-01	ANODE ANODO	4	4	4	4	
6	94702-00400	PLUG, SPARK (NGK LFR6A-11) BUJIA (NGK LFR6A-11)	6	6	6	6	
7	6P2-11325-00	ANODE ANODO	2	2	2	2	
8	6E5-11325-00	ANODE ANODO	2	2	2	2	
9	6CB-24501-01	FILTER, FUEL FIELTRO	1	1	1	1	
10	6CB-13016-00	O-RING ANILLO O	1	1	1	1	
11	63P-13915-00	FILTER FILTRO	1	1	1	1	
12	6CB-14984-00	GASKET, FLOAT CHAMBER EMPAQUE CAMARA DE BOIA	1	1	1	1	
13	6P3-24563-01	ELEMENT, FILTER ELEMENTO DEL FILTRO	1	1	1	1	
14	6P3-24564-00	GASKET EMPAQUE	1	1	1	1	
15	6E5-11325-00	ANODE ANODO	1	1	1	1	
16	6G5-45251-02	ANODE CATODE	1	1	1	1	
17	90430-14M09	GASKET JUNTA	1	1	1	1	
18	90430-08020	GASKET JUNTA	2	2	2	2	
19	61A-45371-00	TAB-TRIM QUILLA ESTABILIZADOR	1	1	1	1	
20	61A-W0078-A3	WATER PUMP REPAIR KIT ESTUCHE REPARACION BOMBA AGUA	1	1	1	1	

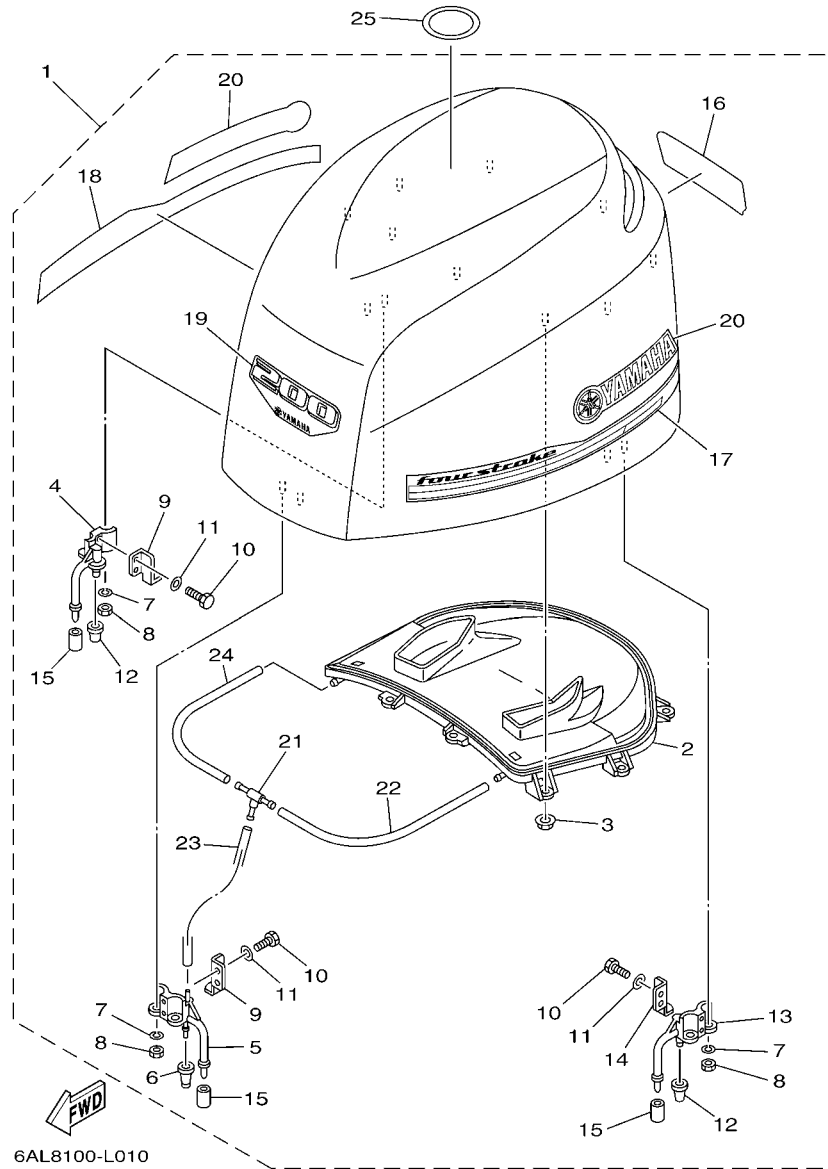


FIG. 2 TOP COWLING

SOPORTE SUPERIOR

REF. NO.	PART NO. CODIGO Nº	DESCRIPTION DESCRIPCION	6AL9	6AS8	6AM9	6AT8	REMARKS OBSERVACIONES
1	6AL-42610-20	TOP COWLING ASSY SOPORTE SUPERIOR COMPL.	1		1		
	6AS-42610-20	TOP COWLING ASSY SOPORTE SUPERIOR COMPL.		1		1	
2	6P2-42613-00	.MOLDING, AIR DUCT .MOLDURA CONDUCTO AIRE	1	1	1	1	
3	90179-06M28	.NUT .TUERCA	9	9	9	9	
4	68F-42647-01	.HOLDER, CLAMP BAND .MORDAZA DE ABRAZADERA	1	1	1	1	
5	69J-42647-01	.HOLDER, CLAMP BAND .MORDAZA DE ABRAZADERA	1	1	1	1	
6	69J-42663-00	.DAMPER .AMORTIGUADOR 2	1	1	1	1	
7	92990-06100	.WASHER, SPRING .ARANDELA PLANA	6	6	6	6	
8	95380-06600	.NUT, HEXAGON .TUERCA	6	6	6	6	
9	60V-42651-01	.HOOK .GANCHO	2	2	2	2	
10	97095-06016	.BOLT .PERNO	6	6	6	6	
11	92995-06600	.WASHER .ARANDELA	6	6	6	6	
12	68F-42663-00	.DAMPER .AMORTIGUADOR 2	2	2	2	2	
13	68F-42648-01	.HOLDER, CLAMP BAND .MORDAZA DE ABRAZADERA	1	1	1	1	
14	60V-42652-00	.HOOK .GANCHO	1	1	1	1	
15	67F-13448-00	.CAP .TAPA	3	3	3	3	
16	6AL-42678-10	.GRAPHIC, REAR .CALCAMONIA TRASERA	1		1		
	6AS-42678-10	.GRAPHIC, REAR .CALCAMONIA TRASERA		1		1	
17	6AS-42675-00	.GRAPHIC, SIDE 1 .CALCAMONIA LATERAL 1	1	1	1	1	
18	6AS-42676-00	.GRAPHIC, SIDE 2 .CALCAMONIA LATERAL 2	1	1	1	1	
19	6AL-42677-00	.GRAPHIC, FRONT .CALCAMONIA FRONTAL	1		1		
	6AS-42677-00	.GRAPHIC, FRONT .CALCAMONIA FRONTAL		1		1	
20	63P-42681-20	.MARK, COWLING .MARCA DE CUBIERTA	2	2	2	2	
21	69J-24378-00	.PIPE, JOINT 3 .TUBO DE UNION 3	1	1	1	1	
22	90445-11M27	.HOSE (L240) .TUBO (L240)	1	1	1	1	
23	90445-11699	.HOSE (L500) .TUBO (L500)	1	1	1	1	
24	90445-11182	.HOSE (L300) .TUBO (L300)	1	1	1	1	

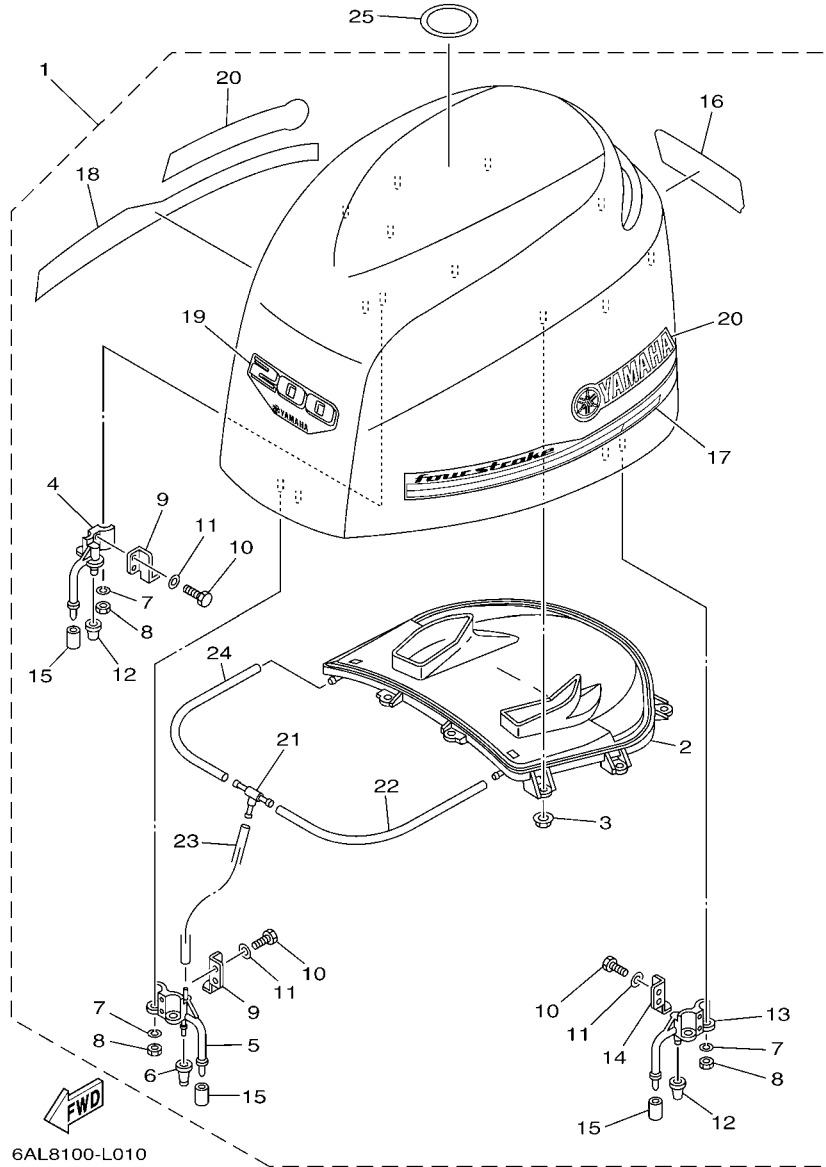


FIG. 2 TOP COWLING

SOPORTE SUPERIOR

REF. NO.	PART NO. CODIGO Nº	DESCRIPTION DESCRIPCION	6AL9	6A88	6AM9	6AT8	REMARKS OBSERVACIONES
25	67F-13434-20	LABEL, CAUTION ETIQUETA DE PRECAUCION	1	1	1	1	

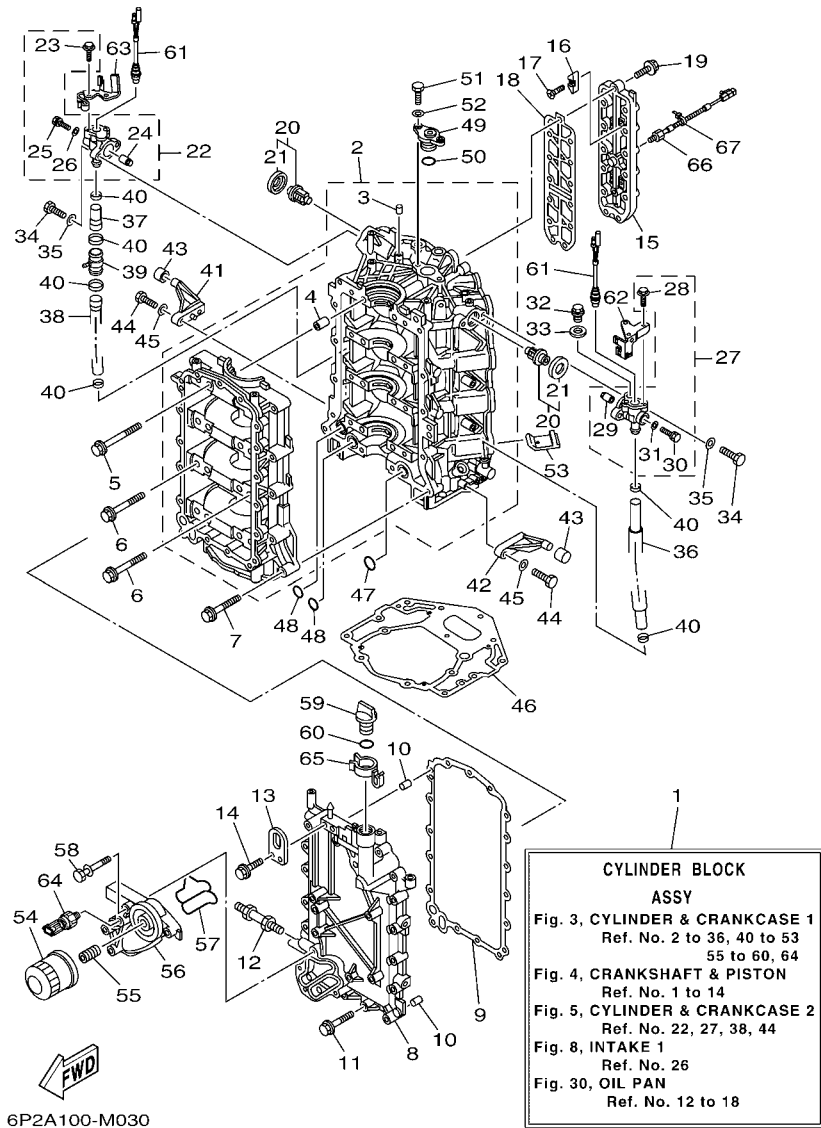


FIG. 3 CYLINDER & CRANKCASE 1 CILINDRO & CARTER 1

REF. NO.	PART NO. CODIGO Nº	DESCRIPTION DESCRIPCION	6AL9	6A88	6AM9	6AT8	REMARKS OBSERVACIONES
1	6P2-W009B-07-9S	CYLINDER BLOCK ASSY CILINDRO BLOQUE COMPLETO	1	1	1	1	
2	6P2-15100-10	CRANKCASE ASSY CARTER COMPLETO	1	1	1	1	
3	93606-12019	.PIN, DOWEL .PASADOR DE CLAVIJA	1	1	1	1	
4	91814-18002	.PIN, DOWEL .PASADOR DE CLAVIJA	8	8	8	8	
5	6P2-15187-00	BOLT PERNO	8	8	8	8	
6	6P2-15481-00	BOLT 1 PERNO 1	8	8	8	8	
7	90119-08M66	BOLT, WITH WASHER TORNILLO CON ARANDELA	13	13	13	13	
8	6P2-15411-01-9S	COVER, CRANKCASE 1 CUBIERTA DE CARTER 1	1	1	1	1	
9	69J-15451-00	GASKET, CRANKCASE COVER 1 EMPAQ DE CUBIERTA DE CARTER	1	1	1	1	
10	93606-12019	PIN, DOWEL PASADOR DE CLAVIJA	2	2	2	2	
11	90119-08009	BOLT, WITH WASHER TORNILLO CON ARANDELA	17	17	17	17	
12	90116-10027	BOLT, STUD ESPARRAGO	1	1	1	1	
13	69J-11119-00	HANGER, ENGINE SOPORTE DEL MOTOR	1	1	1	1	
14	90105-06M09	BOLT, FLANGE TORNILLO	2	2	2	2	
15	6P2-1131C-00-9S	COVER, JOINT CUBIERTA DE UNION	1	1	1	1	
16	6E5-11325-00	ANODE ANODO	4	4	4	4	
17	98780-04015	SCREW, FLAT HEAD TORNILLO CABEZA PLANA	4	4	4	4	
18	6P2-1131B-00	GASKET, COVER EMPAQUE DE CUBIERTA	1	1	1	1	
19	90119-06MA4	BOLT, WITH WASHER TORNILLO CON ARANDELA	13	13	13	13	
20	67F-12411-01	THERMOSTAT TERMOSTAT	2	2	2	2	
21	67F-12412-00	.SEAL, THERMOSTAT .SELLO TERMOSTATO	1	1	1	1	
22	6P2-1240H-00-9S	ANODE ASSY ANODO COMPLET	1	1	1	1	
23	90109-06M80	.BOLT .PERNO	2	2	2	2	
24	6P3-11325-00	.ANODE .ANODO	1	1	1	1	
25	90105-05012	.BOLT, FLANGE .TORNILLO	1	1	1	1	
26	90430-05002	.GASKET .JUNTA	1	1	1	1	
27	6P3-1240H-00-9S	ANODE ASSY ANODO COMPLET	1	1	1	1	

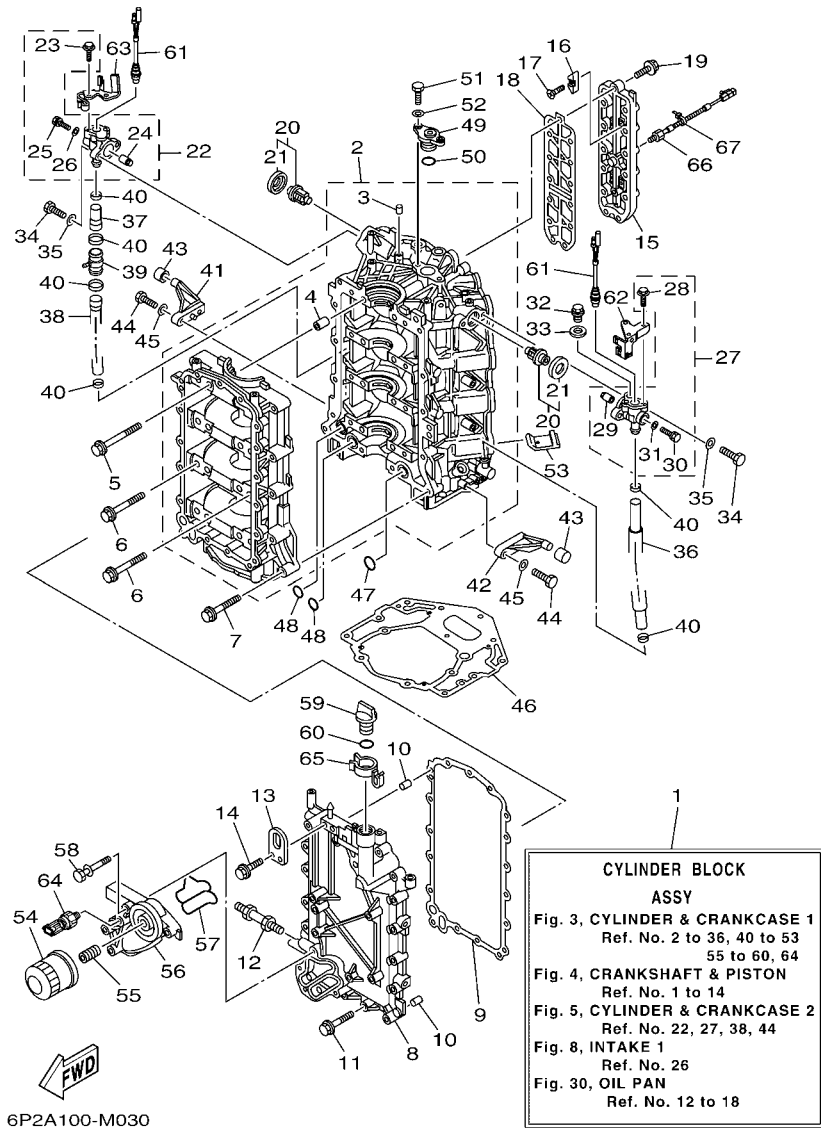
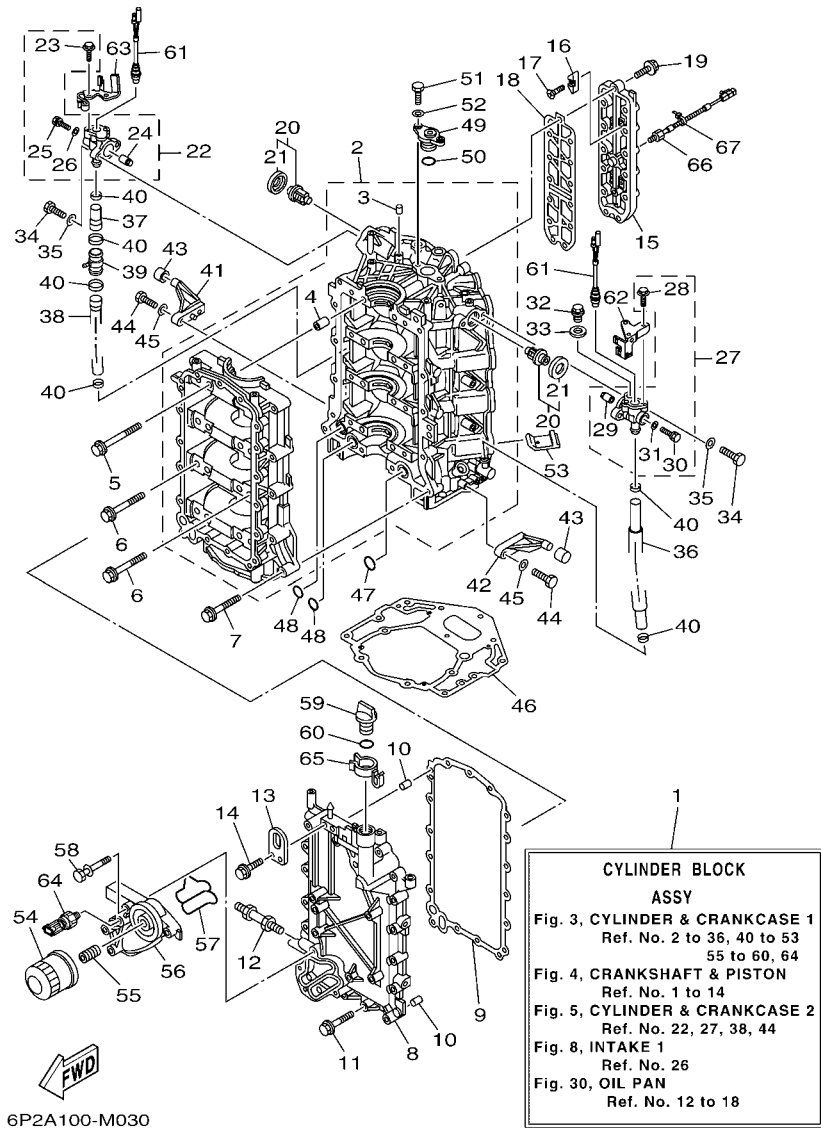


FIG. 3 CYLINDER & CRANKCASE 1 CILINDRO & CARTER 1

REF. NO.	PART NO. CODIGO Nº	DESCRIPTION DESCRIPCION	GAL9	BAS8	GAM9	BAT8	REMARKS OBSERVACIONES
28	90109-06M80	.BOLT .PERNO	2	2	2	2	
29	6P3-11325-00	.ANODE .ANODO	1	1	1	1	
30	90105-05012	.BOLT, FLANGE .TORNILLO	1	1	1	1	
31	90430-05002	.GASKET .JUNTA	1	1	1	1	
32	90340-14M06	PLUG, STRAIGHT SCREW TORNILLO, DE DRENAJE	1	1	1	1	
33	90430-14115	GASKET JUNTA	1	1	1	1	
34	97095-06025	BOLT PERNO	4	4	4	4	
35	92995-06600	WASHER ARANDELA	4	4	4	4	
36	6P2-1243A-00	HOSE 1 TUBO 1	1	1	1	1	
37	6P2-1243E-00	HOSE 2 TUBO 2	1	1	1	1	
38	6P2-1243F-00	HOSE,3 MANGUERA 3	1	1	1	1	
39	6CE-24378-00	PIPE, JOINT 3 TUBO DE UNION 3	1	1	1	1	
40	90465-11M59	CLAMP BRIDA	6	6	6	6	
41	67F-42761-01	STOPPER RETEN 1	1	1	1	1	
42	6P2-42761-00	STOPPER RETEN 1	1	1	1	1	
43	68F-44533-01	DAMPER, UPPER MOUNT RUBBER AMORTIGUADOR SUPERIOR	2	2	2	2	
44	97095-06025	BOLT PERNO	4	4	4	4	
45	92995-06600	WASHER ARANDELA	4	4	4	4	
46	69J-11351-11	GASKET, CYLINDER JUNTA, DE CILINDRO	1	1	1	1	
47	93210-25552	O-RING ANILLO O	1	1	1	1	
48	93210-19MJ1	O-RING ANILLO O	2	2	2	2	
49	69J-11313-00	PLUG, BLIND TAPON CIEGO	1	1	1	1	
50	93210-25647	O-RING ANILLO O	1	1	1	1	
51	97095-06020	BOLT PERNO	2	2	2	2	
52	92995-06600	WASHER ARANDELA	2	2	2	2	
53	69J-14664-00	GROMMET, WATER SHUT TAPON	2	2	2	2	
54	69J-13440-01	ELEMENT ASSY, OIL CLEANER ELEMENTO FILTRO DE ACEITE	1	1	1	1	



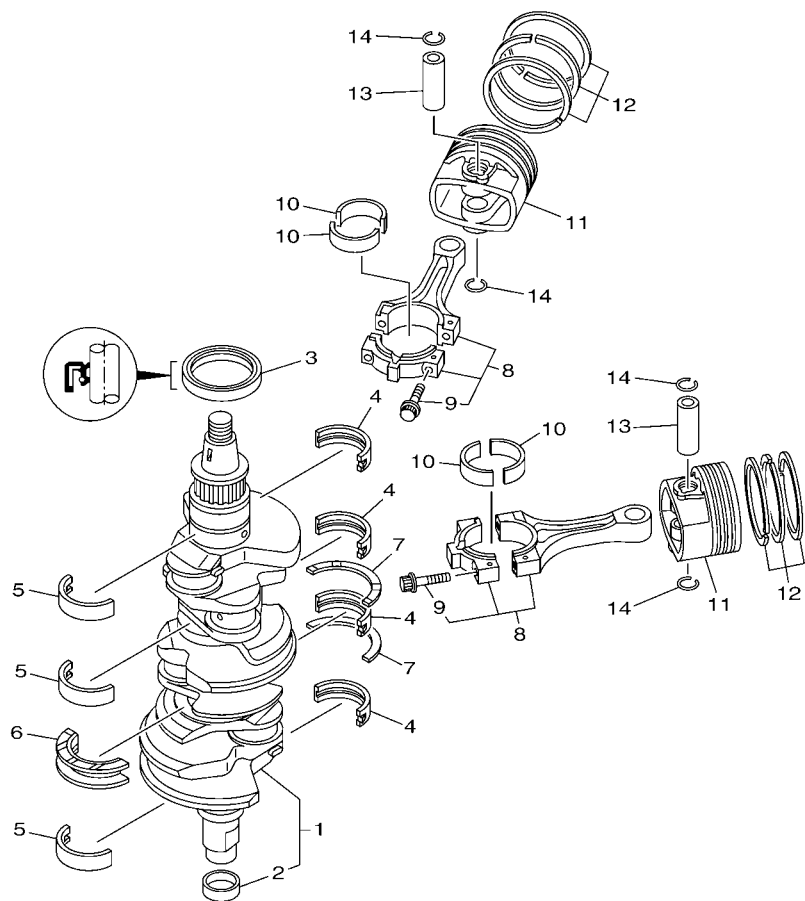
6P2A100-M030

FIG. 3 CYLINDER & CRANKCASE 1 CILINDRO & CARTER 1

REF. NO.	PART NO. CODIGO N°	DESCRIPTION DESCRIPCION	6AL9	6AS8	6AM9	6AT8	REMARKS OBSERVACIONES
55	6S5-12858-00	BOLT, UNION PERNO DE UNION	1	1	1	1	
56	6P2-13446-00-9S	CONNECTOR CONECTOR	1	1	1	1	
57	6P2-13477-00	GASKET EMPAQUE	1	1	1	1	
58	90119-06025	BOLT, WITH WASHER TORNILLO CON ARANDELA	5	5	5	5	
59	6G8-15363-00	PLUG, OIL TAPON DE ACEITE	1	1	1	1	
60	93210-24M79	O-RING ANILLO O	1	1	1	1	
61	6P2-82560-01	THERMO SWITCH ASSY INTER. DE TERMO	2	2	2	2	
62	6P2-82588-01	PLATE PLACA	1	1	1	1	
63	6P2-82389-00	PLATE 2 PLACA 2	1	1	1	1	
64	6AW-83651-00	SENDER, OIL PRESSURE TRASMISOR DE PRESION DE ACEITE	1	1	1	1	
65	6P2-83597-00	CLAMP GRAMPA	1	1	1	1	
66	6P2-85780-00	SENSOR, KNOCK CHOCAR SENSORIO	1	1	1	1	
67	90465-11M10	CLAMP BRIDA	1	1	1	1	

FIG. 4 CRANKSHAFT & PISTON

CIGUENAL & PISTON



6P2A100-M040

REF. NO.	PART NO. CODIGO Nº	DESCRIPTION DESCRIPCION	6AL9	6AS8	6AM9	6AT8	REMARKS OBSERVACIONES
1	6P2-11410-10	CRANKSHAFT CIGUENAL	1	1	1	1	
2	6CB-11478-00	.COLLAR .COLLAR	1	1	1	1	
3	93102-63004	OIL SEAL SELLO ACEITE	1	1	1	1	
4	6P2-11416-00	PLANE BEARING, CRANKSHAFT 1 COJINETE PLANO 1	4	4	4	4	UR YELLOW UR YELLOW
	6P2-11416-10	PLANE BEARING, CRANKSHAFT 1 COJINETE PLANO 1	4	4	4	4	UR GREEN UR GREEN
	6P2-11416-20	PLANE BEARING, CRANKSHAFT 1 COJINETE PLANO 1	4	4	4	4	UR BLUE UR BLUE
5	6P2-11417-00	PLANE BEARING, CRANKSHAFT 2 COJINETE PLANO 2	3	3	3	3	UR YELLOW UR YELLOW
	6P2-11417-10	PLANE BEARING, CRANKSHAFT 2 COJINETE PLANO 2	3	3	3	3	UR GREEN UR GREEN
	6P2-11417-20	PLANE BEARING, CRANKSHAFT 2 COJINETE PLANO 2	3	3	3	3	UR BLUE UR BLUE
6	69J-11426-01	BEARING, THRUST 1 COJINETE DE EMPUJE 1	1	1	1	1	UR #1 UR #1
	69J-11426-11	BEARING, THRUST 1 COJINETE DE EMPUJE 1	1	1	1	1	UR #2 UR #2
	69J-11426-21	BEARING, THRUST 1 COJINETE DE EMPUJE 1	1	1	1	1	UR #3 UR #3
7	69J-11427-00	BEARING, THRUST 2 COJINETE DE EMPUJE 2	2	2	2	2	
8	6P2-11650-00	CONNECTING ROD ASSY BIELA COMPLETA	6	6	6	6	
9	63P-11654-10	.BOLT, CONNECTING ROD .TORNILLO DE BIELA	2	2	2	2	
10	6P2-11656-00	PLANE BEARING, CONNECTING ROD COJINETE PLANO	12	12	12	12	UR YELLOW UR YELLOW
	6P2-11656-10	PLANE BEARING, CONNECTING ROD COJINETE PLANO	12	12	12	12	UR GREEN UR GREEN
	6P2-11656-20	PLANE BEARING, CONNECTING ROD COJINETE PLANO	12	12	12	12	UR BLUE UR BLUE
11	6P2-11631-10-93	PISTON (STD) PISTON (NORMA)	6	6	6	6	
	6P2-11635-10	PISTON (0.25MM O/S) PISTON (0.25MM O/S)	6	6	6	6	AP AP
12	63P-11603-01	PISTON RING SET (STD) JUEGO DE ANILLOS (NORMA)	6	6	6	6	
	63P-11604-00	PISTON RING SET (0.25MM O/S) JUEGO DE ANILLOS (0.25MM O/S)	6	6	6	6	AP AP
13	63P-11633-10	PIN, PISTON PASADOR, PISTON	6	6	6	6	
14	63P-11634-00	CLIP, PISTON PIN PRESILLA, BULON DE PISTON	12	12	12	12	

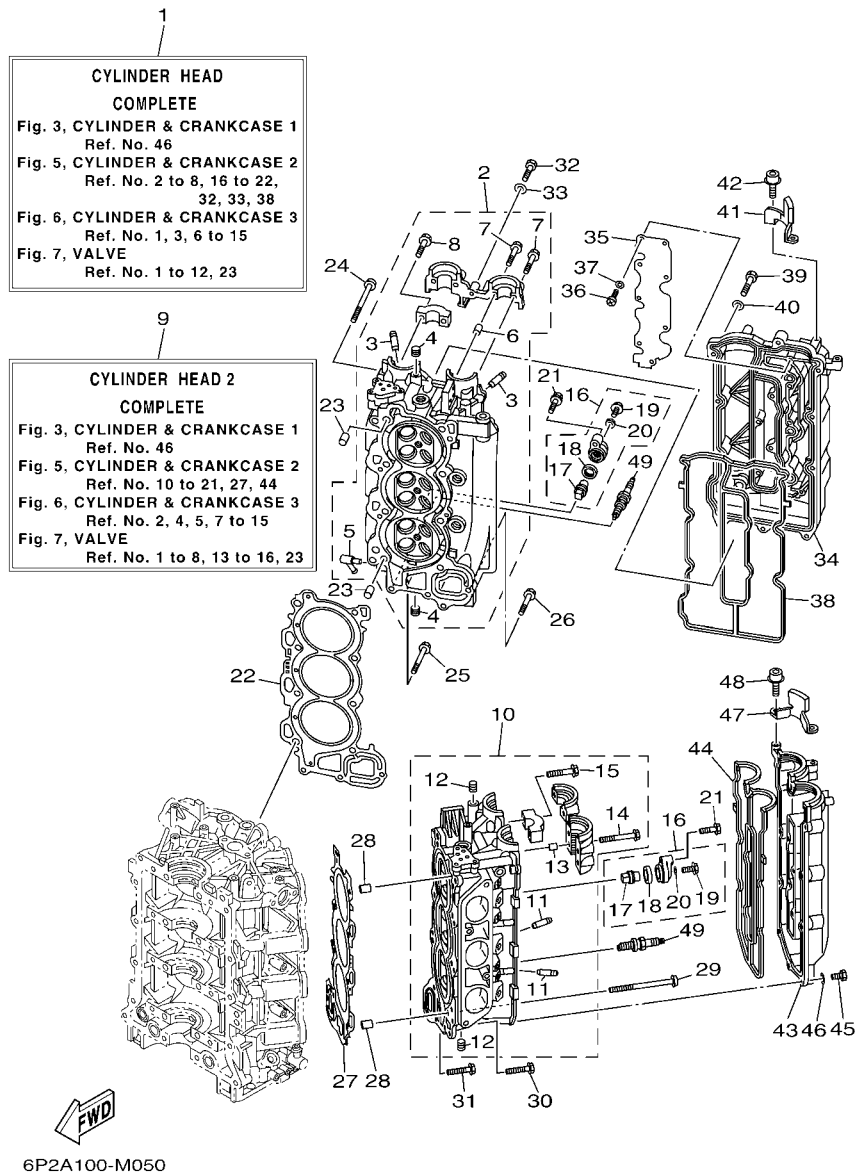


FIG. 5 CYLINDER & CRANKCASE 2 CILINDRO & CARTER 2

REF. NO.	PART NO. CODIGO Nº	DESCRIPTION DESCRIPCION	6AL9	6AS8	6AM9	6AT8	REMARKS OBSERVACIONES
1	6P2-W009A-03-9S	CYLINDER HEAD COMPLETE CILINDRO CULATA COMPLETO	1	1	1	1	
2	6P2-11110-10-9S	CYLINDER HEAD ASSY CULATA DE CILINDRO COMPLETA	1	1	1	1	
3	6S5-11133-10	.GUIDE, VALVE 1 .GUIA DE VALVULA 1	12	12	12	12	
4	90344-51019	.PLUG, TAPER SCREW .TAPON DE TORNILLO AHUSADO	7	7	7	7	
5	676-11372-00	.NIPPLE, HOSE .NIPLE DE MANGUERA	1	1	1	1	
6	91809-08006	.PIN, DOWEL .PASADOR DE CLAVIJA	2	2	2	2	
7	90119-07001	.BOLT, WITH WASHER .TORNILLO CON ARANDELA	4	4	4	4	
8	90119-07234	.BOLT, WITH WASHER .TORNILLO CON ARANDELA	14	14	14	14	
9	6P2-W009C-03-9S	CYLINDER HEAD 2 COMPLETE CULATA DE CILINDRO COMPL. 2	1	1	1	1	
10	6P2-11120-10-9S	CYLINDER HEAD ASSY 2 CULATA DE CILINDRO COMPL. 2	1	1	1	1	
11	6S5-11133-10	.GUIDE, VALVE 1 .GUIA DE VALVULA 1	12	12	12	12	
12	90344-51019	.PLUG, TAPER SCREW .TAPON DE TORNILLO AHUSADO	3	3	3	3	
13	91809-08006	.PIN, DOWEL .PASADOR DE CLAVIJA	4	4	4	4	
14	90119-07235	.BOLT/WASHER-CAM CAPS .TORNILLO CON ARANDELA	6	6	6	6	
15	90119-07234	.BOLT, WITH WASHER .TORNILLO CON ARANDELA	12	12	12	12	
16	69J-11301-00	ANODE COVER ASSY CONJUNTO CUBIERTA DE ANODO	4	4	4	4	
17	67F-11325-01	.ANODE .ANODO	1	1	1	1	
18	67F-11328-00	.GROMMET, ANODE .TAPON	1	1	1	1	
19	90105-06M07	.BOLT, FLANGE .TORNILLO	1	1	1	1	
20	90430-06M03	.GASKET .JUNTA	1	1	1	1	
21	97575-08540	BOLT, WITH WASHER PERNO CON ARANDELA	4	4	4	4	
22	6P2-11181-00	GASKET, CYLINDER HEAD 1 JUNTA, DE CULATA 1	1	1	1	1	
23	99530-14016	PIN, DOWEL PASADOR, DE ESPIGA	2	2	2	2	
24	90155-10004	SCREW, FLAT FILLISTER TORNILLO CABEZA PLANA RAN.	8	8	8	8	
25	90119-08M91	BOLT, WITH WASHER TORNILLO CON ARANDELA	2	2	2	2	
26	90119-08021	BOLT, WITH WASHER TORNILLO CON ARANDELA	1	1	1	1	
27	6P2-11182-00	GASKET, CYLINDER HEAD 2 EMPAQUE CULATA DE CILINDRO 2	1	1	1	1	

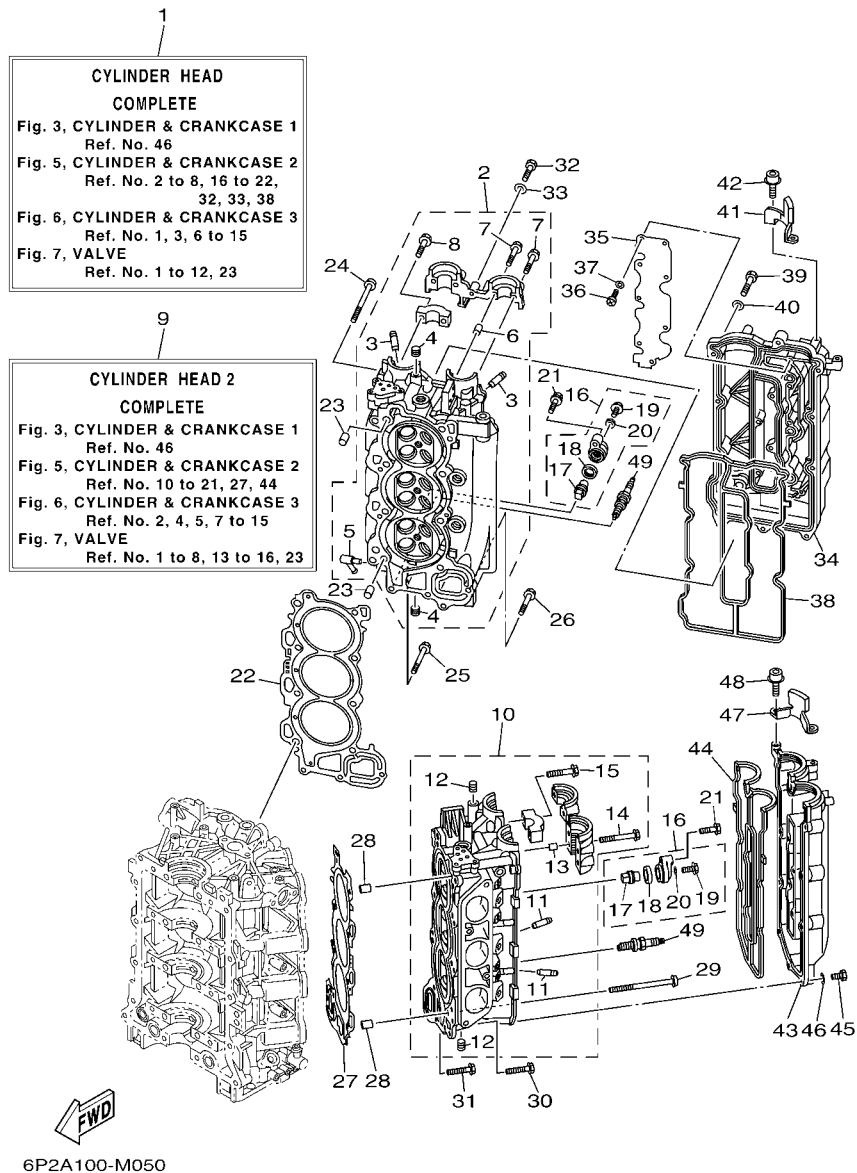
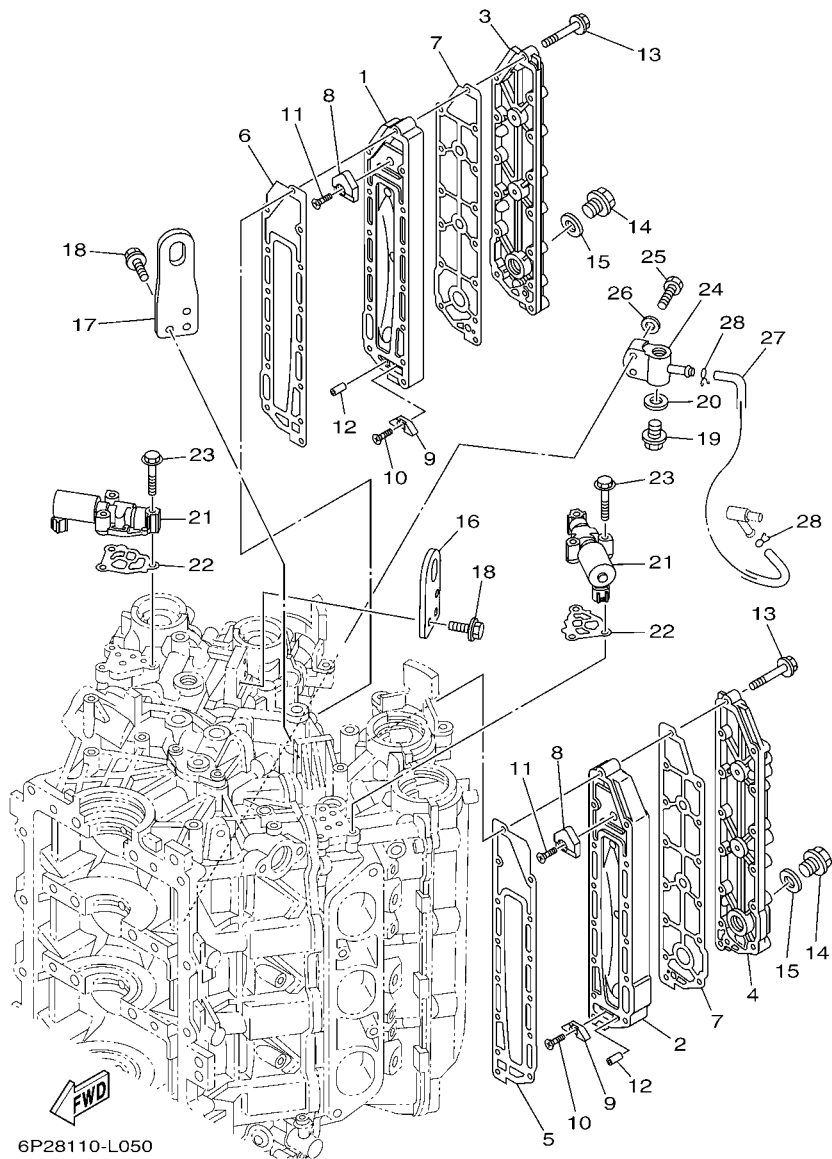


FIG. 5 CYLINDER & CRANKCASE 2 CILINDRO & CARTER 2

REF. NO.	PART NO. CODIGO Nº	DESCRIPTION DESCRIPCION	GAL9	6A98	6AM9	6AT8	REMARKS OBSERVACIONES
28	99530-14016	PIN, DOWEL PASADOR, DE ESPIGA	2	2	2	2	
29	90155-10004	SCREW, FLAT FILLISTER TORNILLO CABEZA PLANA RAN.	8	8	8	8	
30	90119-08M91	BOLT, WITH WASHER TORNILLO CON ARANDELA	2	2	2	2	
31	90119-08021	BOLT, WITH WASHER TORNILLO CON ARANDELA	1	1	1	1	
32	97095-06030	BOLT PERNO	1	1	1	1	
33	92995-06600	WASHER ARANDELA	1	1	1	1	
34	6P2-11191-00-9S	COVER, CYLINDER HEAD 1 TAPA CULATA DE CILINDRO 1	1	1	1	1	
35	6P2-11135-00	PLATE, BREATHER 3 PLACA RESPIRADERO 3	1	1	1	1	
36	98507-04008	SCREW, PAN HEAD TORNILLO DE CABEZA CON PLANA	9	9	9	9	
37	92907-04600	WASHER ARANDELA	9	9	9	9	
38	6P2-11193-00	GASKET, HEAD COVER 1 EMPAQUE	1	1	1	1	
39	97095-06030	BOLT PERNO	14	14	14	14	
40	92995-06600	WASHER ARANDELA	14	14	14	14	
41	6P2-15142-00	GUIDE 1 GUIA 1.	1	1	1	1	
42	90110-06150	BOLT, HEXAGON SOCKET HEAD TORNILLO ALLEN	2	2	2	2	
43	6P2-11192-00-9S	COVER, CYLINDER HEAD 2 TAPA CULATA DE CILINDRO 2	1	1	1	1	
44	6P2-11194-00	GASKET, HEAD COVER 2 EMPAQUE DE TAPA DE CULATA 2	1	1	1	1	
45	97095-06030	BOLT PERNO	14	14	14	14	
46	92995-06600	WASHER ARANDELA	14	14	14	14	
47	6P2-15143-00	GUIDE GUIA	1	1	1	1	
48	90110-06150	BOLT, HEXAGON SOCKET HEAD TORNILLO ALLEN	2	2	2	2	
49	94702-00400	PLUG, SPARK (NGK LFR6A-11) BUJIA (NGK LFR6A-11)	6	6	6	6	

FIG. 6 CYLINDER & CRANKCASE 3 CILINDRO & CARTER 3

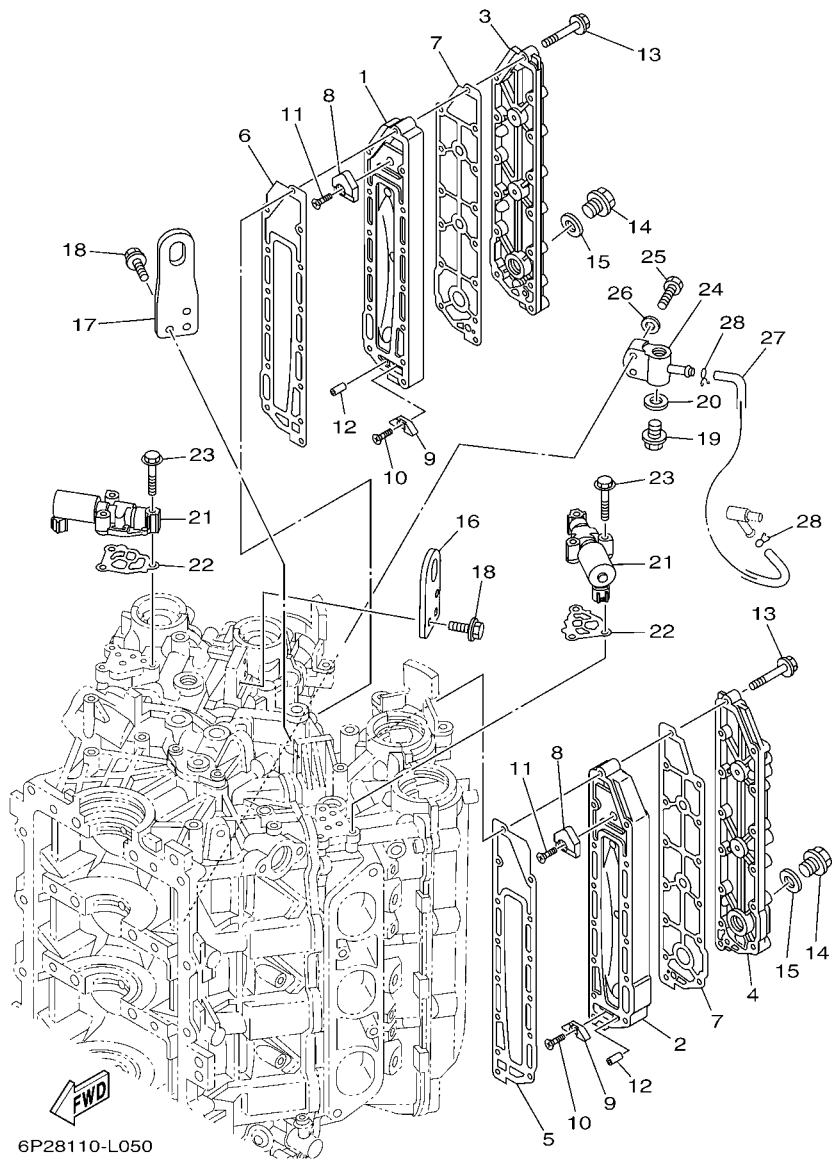


6P28110-L050

REF. NO.	PART NO. CODIGO Nº	DESCRIPTION DESCRIPCION	6AL9	6AS8	6AM9	6AT8	REMARKS OBSERVACIONES
1	69J-41111-01-9S	INNER COVER, EXHAUST CUBIERTA INTERIOR DE ESCAPE	1	1	1	1	
2	69J-41121-01-9S	INNER COVER, EXHAUST CUBIERTA INTERIOR DE ESCAPE	1	1	1	1	
3	69J-41113-02-9S	OUTER COVER, EXHAUST CUBOERTA EXTERIOR DE ESCAPE	1	1	1	1	
4	69J-41123-02-9S	OUTER COVER, EXHAUST CUBOERTA EXTERIOR DE ESCAPE	1	1	1	1	
5	6P2-41112-00	GASKET, EXHAUST INNER COVER EMPAQUE	1	1	1	1	
6	6P2-41122-00	GASKET, EXHAUST INNER COVER EMPAQUE	1	1	1	1	
7	6P2-41114-00	GASKET, EXHAUST OUTER COVER EMPAQUE	2	2	2	2	
8	6P2-11325-00	ANODE ANODO	2	2	2	2	
9	6E5-11325-00	ANODE ANODO	2	2	2	2	
10	98780-04015	SCREW, FLAT HEAD TORNILLO CABEZA PLANA	2	2	2	2	
11	90151-06M02	SCREW, COUNTERSUNK TORNILLO EMBUTIDO	2	2	2	2	
12	91690-40010	PIN, SPRING PASADOR DE RESORTE	2	2	2	2	
13	90119-06027	BOLT, WITH WASHER TORNILLO CON ARANDELA	28	28	28	28	
14	90340-18M09	PLUG, STRAIGHT SCREW TORNILLO, DE DRENAJE	2	2	2	2	
15	90430-18130	GASKET JUNTA	2	2	2	2	
16	6P2-11119-00	HANGER, ENGINE SOPORTE DEL MOTOR	1	1	1	1	
17	6P2-1111E-00	HANGER, ENGINE 2 MOTOR DE COLGADOR 2	1	1	1	1	
18	90105-06M09	BOLT, FLANGE TORNILLO	6	6	6	6	
19	90340-14M06	PLUG, STRAIGHT SCREW TORNILLO, DE DRENAJE	1	1	1	1	
20	90430-14115	GASKET JUNTA	1	1	1	1	
21	6CB-86120-00	SOLENOID VALVE ASSY VALVULA SOLENOIDE CONJ.	2	2	2	2	
22	6CB-1242F-00	GASKET, FILTER EMPAQUE DE FILTRO	2	2	2	2	
23	90105-06035	BOLT, FLANGE TORNILLO	6	6	6	6	
24	6P2-83652-00	CONNECTOR CONECTOR	1	1	1	1	
25	97095-06030	BOLT PERNO	2	2	2	2	
26	92995-06600	WASHER ARANDELA	2	2	2	2	
27	6H4-24311-00	PIPE, FUEL 1 TUBO DE COMBUSTIBLE 1	1	1	1	1	

FIG. 6 CYLINDER & CRANKCASE 3

CILINDRO & CARTER 3



6P28110-L050

REF. NO.	PART NO. CODIGO Nº	DESCRIPTION DESCRIPCION	6AL9	6AS8	6AM9	6AT8	REMARKS OBSERVACIONES
28	90467-08M18	CLIP PRESILLA	2	2	2	2	

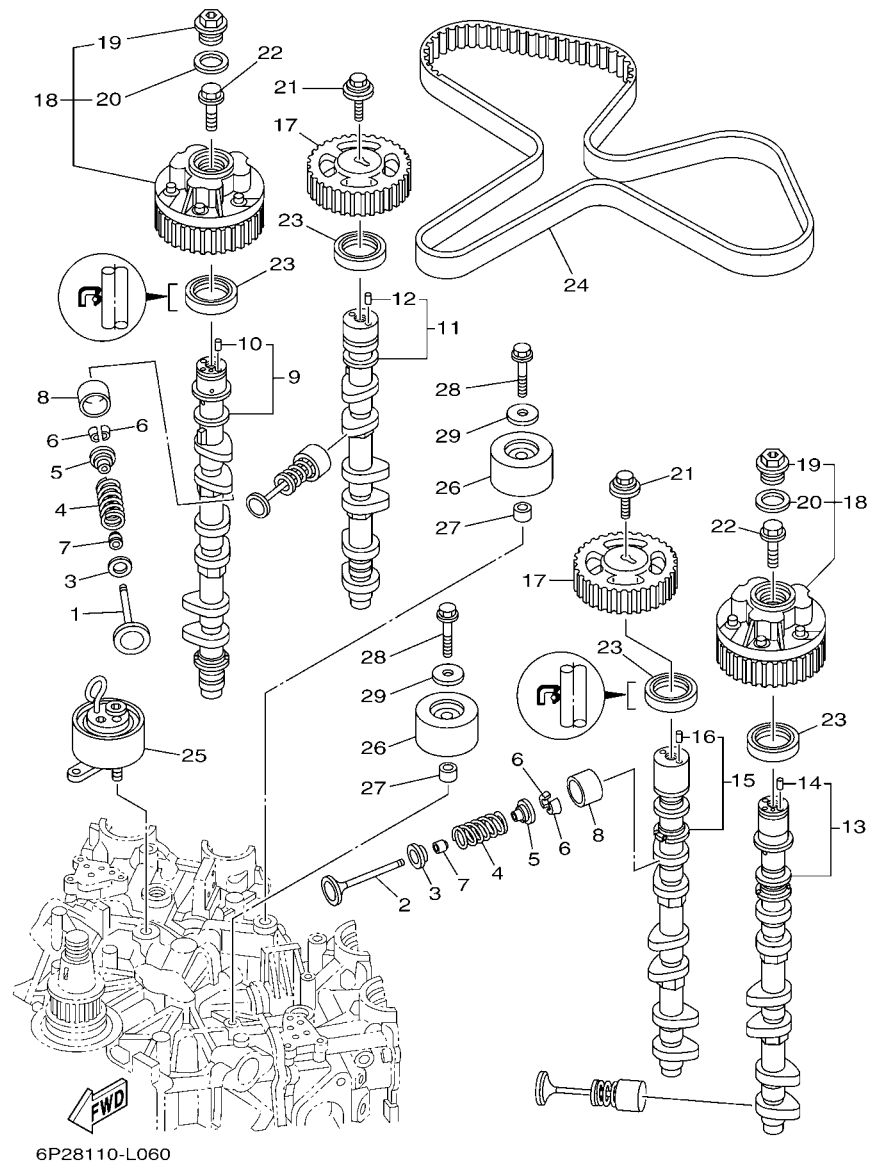


FIG. 7 VALVE

VALVULA

REF. NO.	PART NO. CODIGO Nº	DESCRIPTION DESCRIPCION	6AL9	6A98	6AM9	6AT8	REMARKS OBSERVACIONES
1	6P2-12111-10	VALVE, INTAKE VALVULA DE ADMISION	12	12	12	12	
2	6P2-12121-10	VALVE, EXHAUST VALVULA DE ESCAPE	12	12	12	12	
3	K0F-A3743-00	SEAT, VALVE SPRING ASIENTO RESORTE DE VALVULA	24	24	24	24	
4	6CB-12113-00	SPRING, VALVE INNER RESORTE VALVULA INTERNA	24	24	24	24	
5	K0F-A3741-00	RETAINER, VALVE SPRING RETEN RESORTE DE VALVULA	24	24	24	24	
6	K0F-A3742-00	LOCK, VALVE SPRING RETAINER SEGURO DE VALVULA	48	48	48	48	
7	51Y-12119-00	SEAL, VALVE STEM SELLO DE ACEITE VALVULA	24	24	24	24	
8	K0F-A3751-00	LIFTER, VALVE (3.000) LEVANTADOR DE VALVULA (3.000)	24	24	24	24	UR
	K0F-A3751-10	LIFTER, VALVE (3.025) LEVANTADOR DE VALVULA (3.025)	24	24	24	24	UR
	K0F-A3751-20	LIFTER, VALVE (3.050) LEVANTADOR DE VALVULA (3.050)	24	24	24	24	UR
	K0F-A3751-30	LIFTER, VALVE (3.075) LEVANTADOR DE VALVULA (3.075)	24	24	24	24	UR
	K0F-A3751-40	LIFTER, VALVE (3.100) LEVANTADOR DE VALVULA (3.100)	24	24	24	24	UR
	K0F-A3751-50	LIFTER, VALVE (3.122) LEVANTADOR DE VALVULA (3.122)	24	24	24	24	UR
	K0F-A3751-60	LIFTER, VALVE (3.142) LEVANTADOR DE VALVULA (3.142)	24	24	24	24	UR
	K0F-A3751-70	LIFTER, VALVE (3.162) LEVANTADOR DE VALVULA (3.162)	24	24	24	24	UR
	K0F-A3751-80	LIFTER, VALVE (3.182) LEVANTADOR DE VALVULA (3.182)	24	24	24	24	UR
	K0F-A3751-90	LIFTER, VALVE (3.202) LEVANTADOR DE VALVULA (3.202)	24	24	24	24	UR
	K0F-A3751-A0	LIFTER, VALVE (3.222) LEVANTADOR DE VALVULA (3.222)	24	24	24	24	UR
	K0F-A3751-B0	LIFTER, VALVE (3.242) LEVANTADOR DE VALVULA (3.242)	24	24	24	24	UR
	K0F-A3751-C0	LIFTER, VALVE (3.262) LEVANTADOR DE VALVULA (3.262)	24	24	24	24	UR
	K0F-A3751-D0	LIFTER, VALVE (3.282) LEVANTADOR DE VALVULA (3.282)	24	24	24	24	UR
	K0F-A3751-E0	LIFTER, VALVE (3.302) LEVANTADOR DE VALVULA (3.302)	24	24	24	24	UR
	K0F-A3751-F0	LIFTER, VALVE (3.322) LEVANTADOR DE VALVULA (3.322)	24	24	24	24	UR
	K0F-A3751-G0	LIFTER, VALVE (3.342) LEVANTADOR DE VALVULA (3.342)	24	24	24	24	UR
	K0F-A3751-H0	LIFTER, VALVE (3.362) LEVANTADOR DE VALVULA (3.362)	24	24	24	24	UR
	K0F-A3751-J0	LIFTER, VALVE ((3.382) LEVANTADOR DE VALVULA ((3.382)	24	24	24	24	UR
	K0F-A3751-K0	LIFTER, VALVE (3.402) LEVANTADOR DE VALVULA (3.402)	24	24	24	24	UR

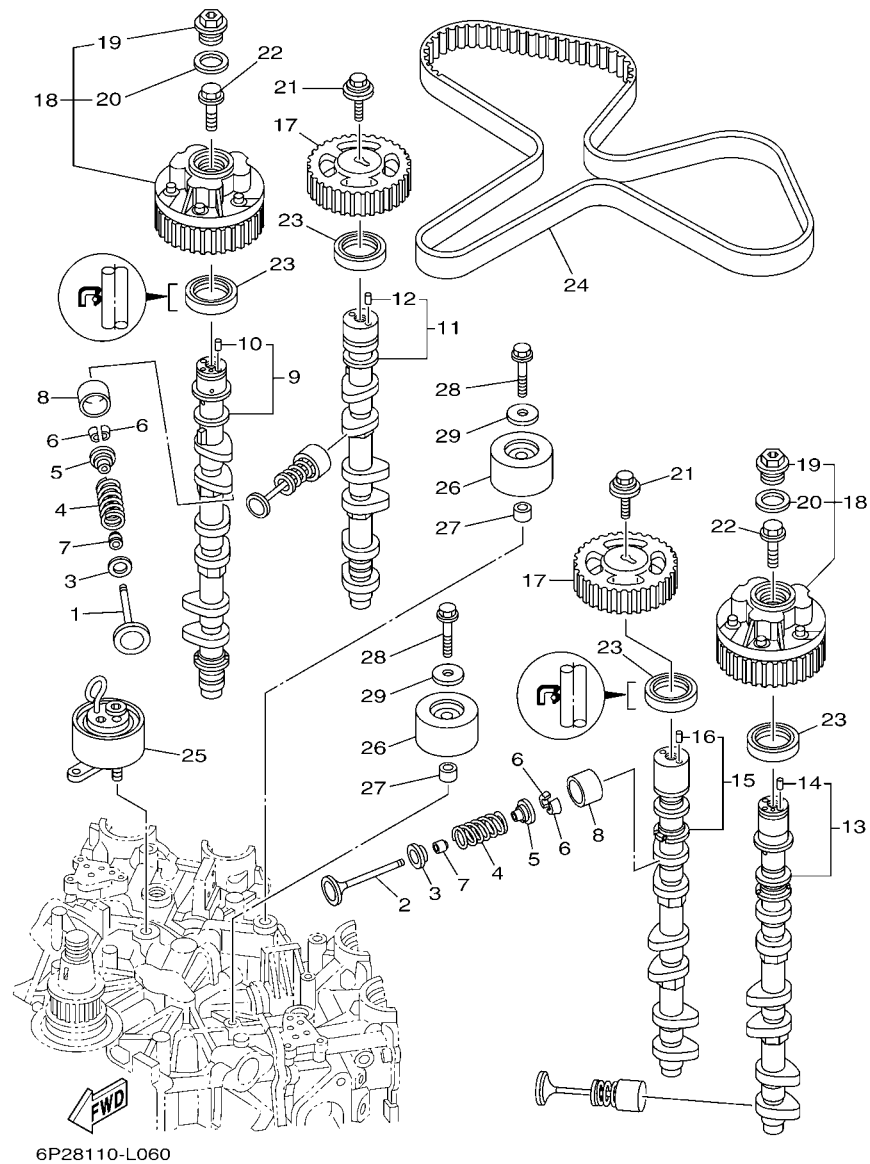


FIG. 7 VALVE

VALVULA

REF. NO.	PART NO. CODIGO N°	DESCRIPTION DESCRIPCION	6AL9	6A98	6AM9	6AT8	REMARKS OBSERVACIONES
8	K0F-A3751-L0	LIFTER, VALVE (3.422) LEVANTADOR DE VALVULA (3.422)	24	24	24	24	UR UR
	K0F-A3751-M0	LIFTER, VALVE (3.442) LEVANTADOR DE VALVULA (3.442)	24	24	24	24	UR UR
	K0F-A3751-N0	LIFTER, VALVE (3.462) LEVANTADOR DE VALVULA (3.462)	24	24	24	24	UR UR
	K0F-A3751-P0	LIFTER, VALVE (3.482) LEVANTADOR DE VALVULA (3.482)	24	24	24	24	UR UR
	K0F-A3751-R0	LIFTER, VALVE (3.502) LEVANTADOR DE VALVULA (3.502)	24	24	24	24	UR UR
	K0F-A3751-S0	LIFTER, VALVE (3.522) LEVANTADOR DE VALVULA (3.522)	24	24	24	24	UR UR
	K0F-A3751-T0	LIFTER, VALVE (3.542) LEVANTADOR DE VALVULA (3.542)	24	24	24	24	UR UR
	K0F-A3753-00	LIFTER, VALVE (3.562) LEVANTADOR DE VALVULA (3.562)	24	24	24	24	UR UR
	K0F-A3753-10	LIFTER, VALVE (3.582) LEVANTADOR DE VALVULA (3.582)	24	24	24	24	UR UR
	K0F-A3753-20	LIFTER, VALVE (3.602) LEVANTADOR DE VALVULA (3.602)	24	24	24	24	UR UR
	K0F-A3753-30	LIFTER, VALVE (3.625) LEVANTADOR DE VALVULA (3.625)	24	24	24	24	UR UR
	K0F-A3753-40	LIFTER, VALVE (3.650) LEVANTADOR DE VALVULA (3.650)	24	24	24	24	UR UR
	K0F-A3753-50	LIFTER, VALVE (3.675) LEVANTADOR DE VALVULA (3.675)	24	24	24	24	UR UR
	K0F-A3753-60	LIFTER, VALVE (3.700) LEVANTADOR DE VALVULA (3.700)	24	24	24	24	UR UR
	K0F-A3753-70	LIFTER, VALVE (3.725) LEVANTADOR DE VALVULA (3.725)	24	24	24	24	UR UR
9	6P2-12171-10	CAMSHAFT 1 ARBOL DE LEVAS 1	1	1	1	1	
10	93605-10108	.PIN, DOWEL .PASADOR DE CLAVIJA	1	1	1	1	
11	6P2-12181-10	CAMSHAFT 2 ARBOL DE LEVAS 2	1	1	1	1	
12	93605-10108	.PIN, DOWEL .PASADOR DE CLAVIJA	1	1	1	1	
13	6P2-12172-10	CAMSHAFT 3 ARBOL DE LEVAS 3	1	1	1	1	
14	93605-10108	.PIN, DOWEL .PASADOR DE CLAVIJA	1	1	1	1	
15	6P2-12182-10	CAMSHAFT 4 ARBOL DE LEVAS 4	1	1	1	1	
16	93605-10108	.PIN, DOWEL .PASADOR DE CLAVIJA	1	1	1	1	
17	6P2-11537-01	GEAR, DRIVEN ENGRANAJE TRACCION	2	2	2	2	
18	6P2-12645-20	PULLEY ASSY 1 POLEA COMPL. 1	2	2	2	2	
19	6P2-12623-00	.BOLT .PERNO	1	1	1	1	
20	6P2-12663-00	.GASKET .EMPAQUE	1	1	1	1	

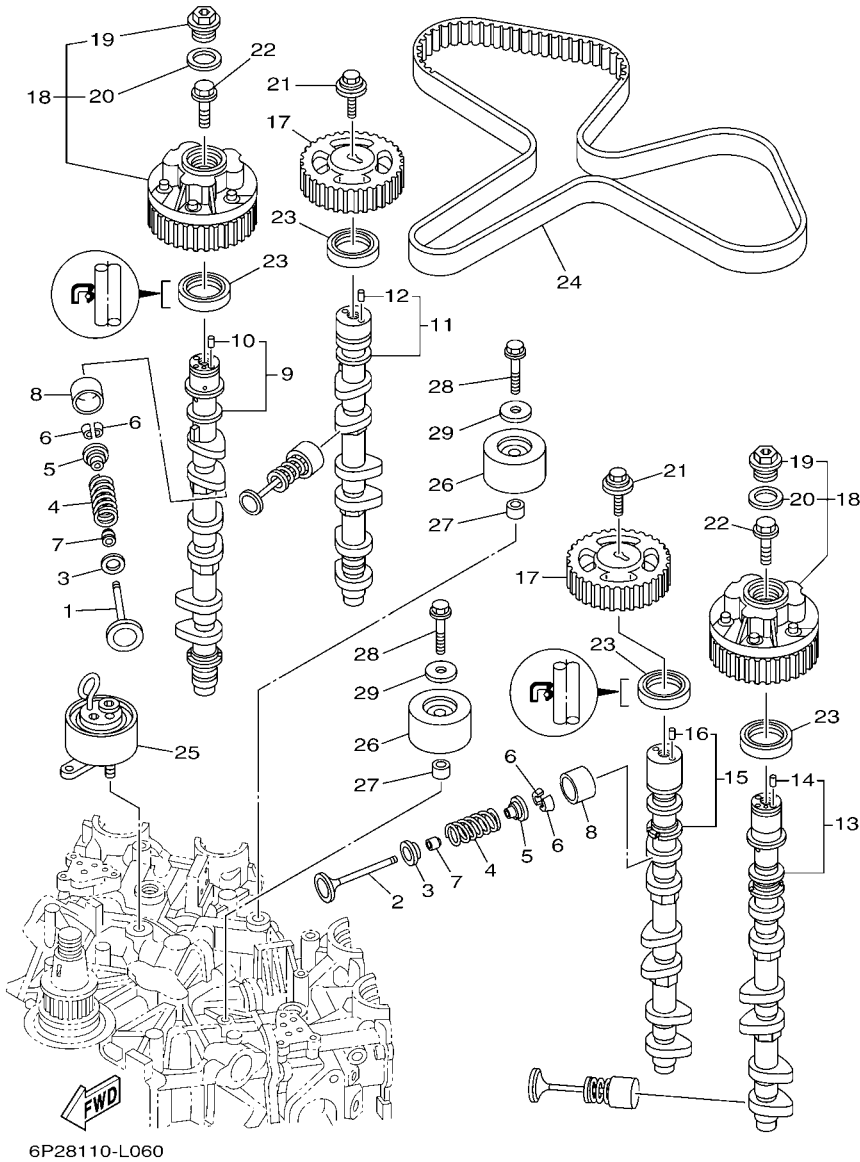
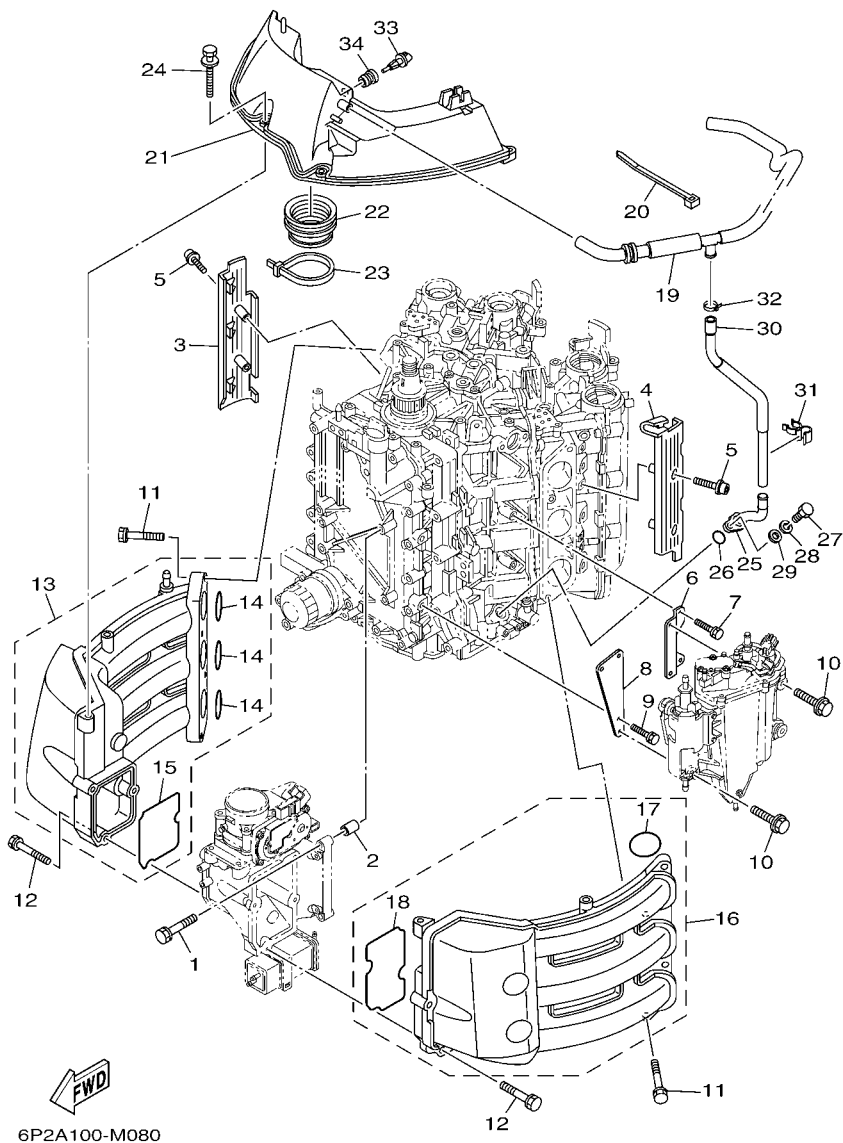


FIG. 7 VALVE

VALVULA

REF. NO.	PART NO. CODIGO Nº	DESCRIPTION DESCRIPCION	6AL9	6AS8	6AM9	6AT8	REMARKS OBSERVACIONES
21	90119-10050	BOLT, WITH WASHER TORNILLO CON ARANDELA	2	2	2	2	
22	6P2-12615-00	BOLT PERNO	2	2	2	2	
23	93102-38008	OIL SEAL SELLO ACEITE	4	4	4	4	
24	6P2-46241-01	BELT CORREA	1	1	1	1	
25	6P2-11590-01	TENSIONER ASSY TENSOR COMPLET	1	1	1	1	
26	6P2-15512-00	GEAR, IDLER 1 ENGRENAJE NEUTRO	2	2	2	2	
27	99530-14016	PIN, DOWEL PASADOR, DE ESPIGA	2	2	2	2	
28	90119-10M07	BOLT, WITH WASHER TORNILLO CON ARANDELA	2	2	2	2	
29	90201-10M01	WASHER, PLATE ARANDELA PLANA	2	2	2	2	



6P2A100-M080

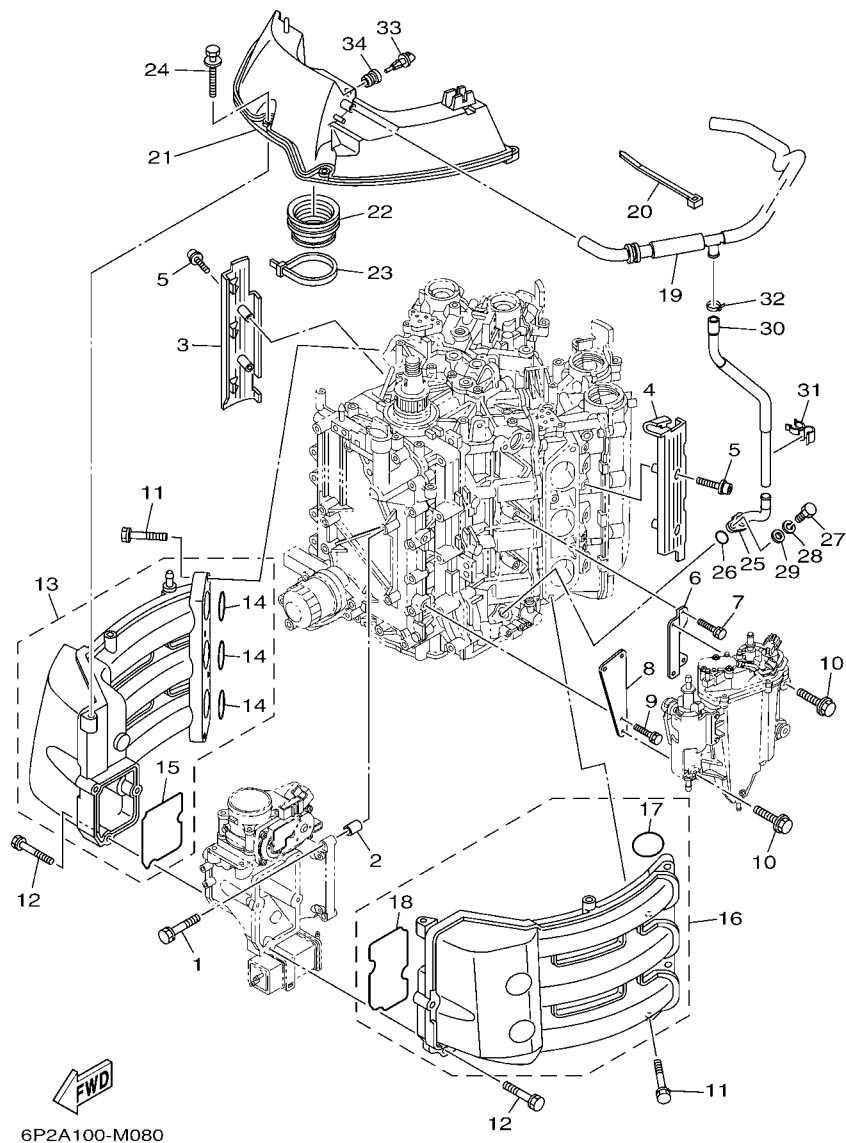
FIG. 8 INTAKE 1

ADMISION 1

REF. NO.	PART NO. CODIGO Nº	DESCRIPTION DESCRIPCION	6AL9	6A88	6AM9	6AT8	REMARKS OBSERVACIONES
1	97575-08540	BOLT, WITH WASHER PERNO CON ARANDELA	4	4	4	4	
2	99530-10114	PIN, DOWEL PASADOR, DE ESPIGA	2	2	2	2	
3	6P2-13564-00	COVER, MANIFOLD CUBIERTA DE MULTIPLE	1	1	1	1	
4	6P2-13594-00	COVER, MANIFOLD 2 CUBIERTA MULTIPLE 2	1	1	1	1	
5	90110-06038	BOLT, HEXAGON SOCKET HEAD TORNILLO ALLEN	4	4	4	4	
6	6P2-24422-10	PLATE PLACA	1	1	1	1	
7	97575-06516	BOLT, WITH WASHER PERNO CON ARANDELA	2	2	2	2	
8	6P2-24419-00	BRKT., SEPARATOR SOPORTE SEPARADOR	1	1	1	1	
9	97575-06516	BOLT, WITH WASHER PERNO CON ARANDELA	2	2	2	2	
10	90119-06M24	BOLT, WITH WASHER TORNILLO CON ARANDELA	4	4	4	4	
11	97575-08540	BOLT, WITH WASHER PERNO CON ARANDELA	8	8	8	8	
12	90119-06MA6	BOLT, WITH WASHER TORNILLO CON ARANDELA	7	7	7	7	
13	6P2-13641-00	MANIFOLD, INTAKE 1 CONECTOR DE ADMISION 1	1	1	1	1	
14	6P2-13645-00	.GASKET, MANIFOLD 1 .EMPAQUE	3	3	3	3	
15	6P2-13646-00	.GASKET, MANIFOLD 2 .EMPAQ. DE MULTIPLE 2	1	1	1	1	
16	6P2-13642-00	MANIFOLD 2 MULTIPLE 2	1	1	1	1	
17	6P2-13645-00	.GASKET, MANIFOLD 1 .EMPAQUE	3	3	3	3	
18	6P2-13647-00	.GASKET, MANIFOLD 3 .EMPAQ. DE MULTIPLE 3	1	1	1	1	
19	6P2-15373-01	PIPE, BREATHER MANGUELA DE RESPIRADERO	1	1	1	1	
20	90465-13M18	CLAMP BRIDA	1	1	1	1	
21	6P2-14440-00	SILENCER ASSY, INTAKE SILENCIADOR COMPL. DE ADMISION	1	1	1	1	
22	6P2-1441J-00	PIPE, SILENCER TUBO	1	1	1	1	
23	90464-99004	CLAMP BRIDA	1	1	1	1	
24	90119-06M35	BOLT, WITH WASHER TORNILLO CON ARANDELA	4	4	4	4	
25	6P2-11372-00	NIPPLE, HOSE NIPLE DE MANGUERA	1	1	1	1	
26	93210-19MJ3	O-RING ANILLO O	1	1	1	1	
27	97095-06020	BOLT PERNO	1	1	1	1	

FIG. 8 INTAKE 1

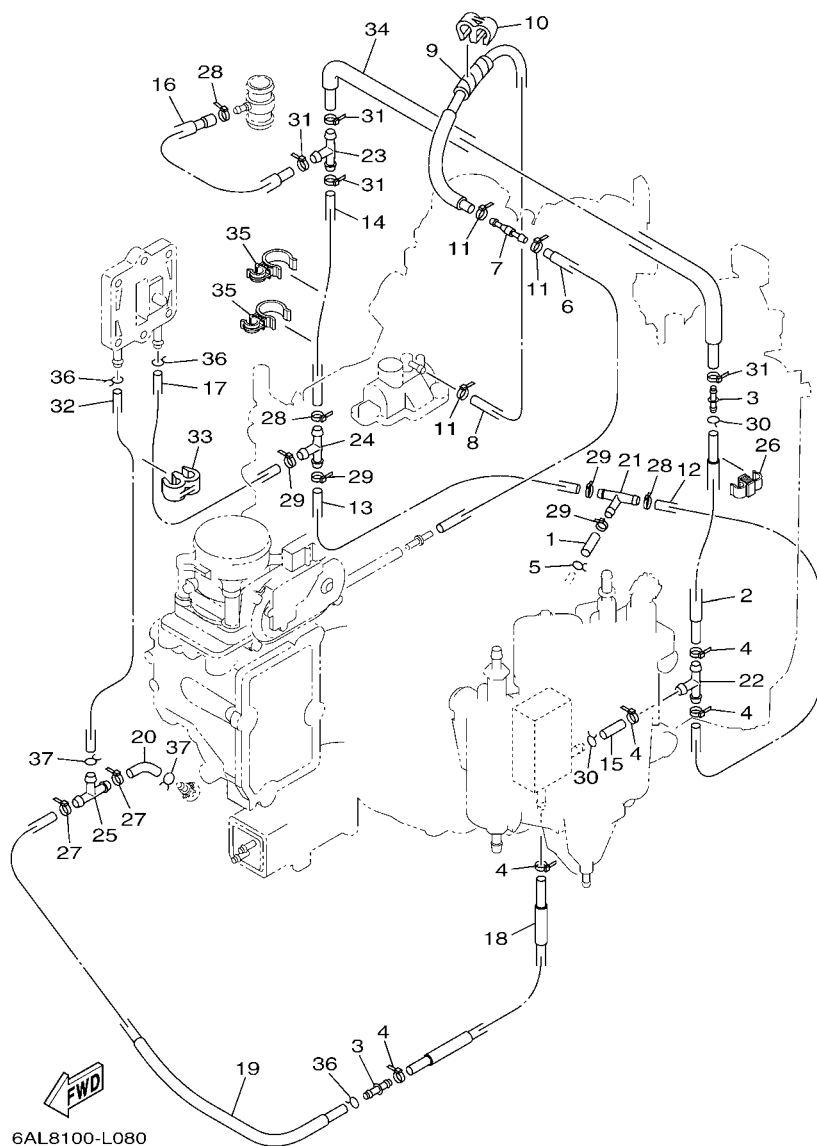
ADMISION 1



REF. NO.	PART NO. CODIGO Nº	DESCRIPTION DESCRIPCION	6AL9	6AS8	6AM9	6AT8	REMARKS OBSERVACIONES
28	92995-06100	WASHER, SPRING ARANDELA	1	1	1	1	
29	92995-06600	WASHER ARANDELA	1	1	1	1	
30	6P2-11377-00	HOSE MANGUERA	1	1	1	1	
31	90464-20011	CLAMP BRIDA	1	1	1	1	
32	90465-11M10	CLAMP BRIDA	1	1	1	1	
33	63P-85886-00	SENSOR, AIR TEMPERATURE SENSOR	1	1	1	1	
34	63P-14435-00	GROMMET ANILLO PROTECTOR	1	1	1	1	

FIG. 9 INTAKE 2

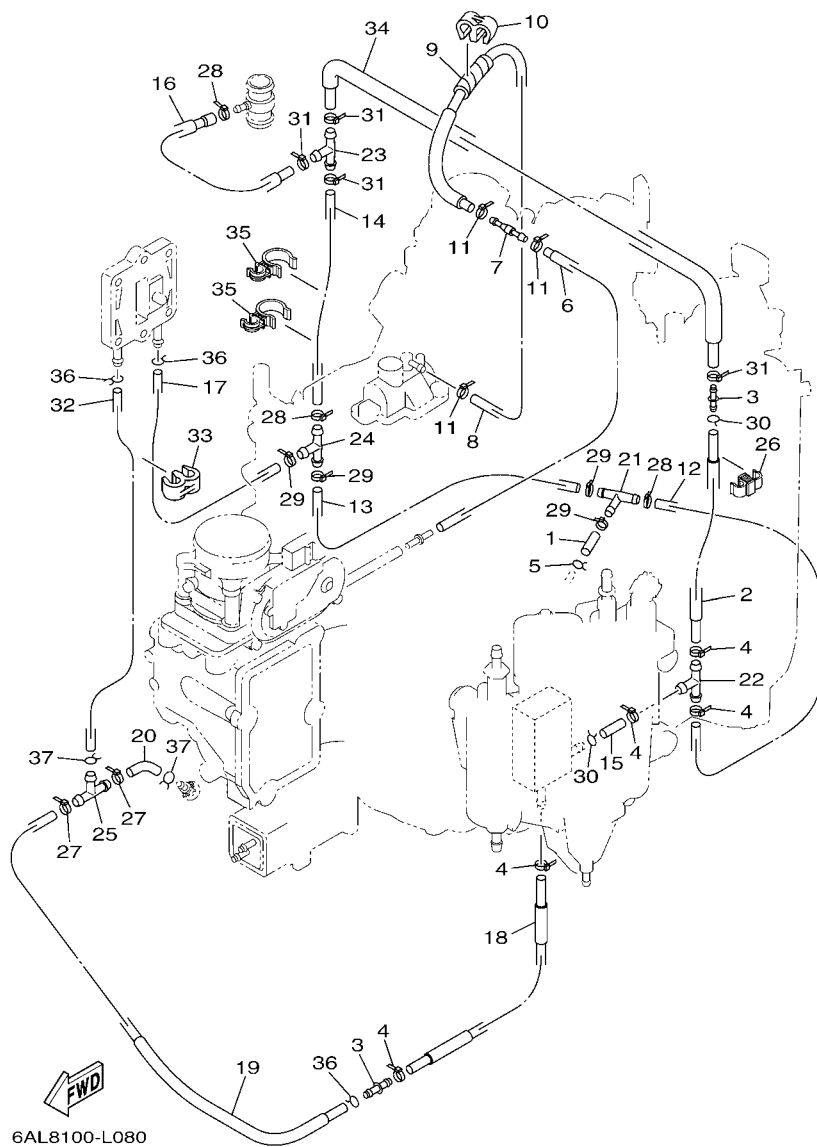
ADMISION 2



REF. NO.	PART NO. CODIGO Nº	DESCRIPTION DESCRIPCION	6AL9	6AS8	6AM9	6AT8	REMARKS OBSERVACIONES
1	90445-09040	HOSE (L50) TUBO (L50)	1	1	1	1	
2	6P2-12484-01	PIPE 4 TUBO 4	1	1	1	1	
3	6CE-24376-00	PIPE, JOINT 1 TUBO DE UNION 1	2	2	2	2	
4	90465-11M10	CLAMP BRIDA	5	5	5	5	
5	90467-09M03	CLIP PRESILLA	1	1	1	1	
6	6P2-12482-00	PIPE 2 TUBO 2	1	1	1	1	
7	6E5-21744-00	BREATHER RESPIRADERO	1	1	1	1	
8	6P2-12483-00	PIPE 3 TUBO 3	1	1	1	1	
9	90446-10M01	HOSE (L60) TUBO (L60)	1	1	1	1	
10	90464-60067	CLAMP BRIDA	1	1	1	1	
11	90465-11M10	CLAMP BRIDA	3	3	3	3	
12	90445-09041	HOSE (L500) TUBO (L500)	1	1	1	1	
13	90445-09224	HOSE (L270) TUBO (L270)	1	1	1	1	
14	90445-09097	HOSE (L250) TUBO (L250)	1	1	1	1	
15	90445-09220	HOSE (L30) TUBO (L30)	1	1	1	1	
16	6P2-12485-00	PIPE 5 TUBO 5	1	1	1	1	
17	6P2-1248A-00	PIPE 8 TUBO 8	1	1	1	1	
18	6P2-1248E-00	PIPE 9 TUBO	1	1	1	1	
19	6P2-14752-00	PIPE, OUTLET TUBO BOCA DE SALIDA	1	1	1	1	
20	61A-24316-00	PIPE 6 TUBO 6	1	1	1	1	
21	688-24378-00	PIPE, JOINT 3 TUBO DE UNION 3	1	1	1	1	
22	688-24378-00	PIPE, JOINT 3 TUBO DE UNION 3	1	1	1	1	
23	688-24378-00	PIPE, JOINT 3 TUBO DE UNION 3	1	1	1	1	
24	688-24378-00	PIPE, JOINT 3 TUBO DE UNION 3	1	1	1	1	
25	688-24378-00	PIPE, JOINT 3 TUBO DE UNION 3	1	1	1	1	
26	90464-09013	CLAMP BRIDA	1	1	1	1	
27	90465-11M10	CLAMP BRIDA	2	2	2	2	

FIG. 9 INTAKE 2

ADMISION 2



REF. NO.	PART NO. CODIGO Nº	DESCRIPTION DESCRIPCION	6AL9	6AS8	6AM9	6AT8	REMARKS OBSERVACIONES
28	90465-11M10	CLAMP BRIDA	3	3	3	3	
29	90465-11M10	CLAMP BRIDA	4	4	4	4	
30	90467-08M18	CLIP PRESILLA	2	2	2	2	
31	90465-11M10	CLAMP BRIDA	4	4	4	4	
32	90445-09304	HOSE (L310) TUBO (L310)	1	1	1	1	
33	90464-60067	CLAMP BRIDA	1	1	1	1	
34	6P2-12481-12	PIPE 1 TUBO 1	1	1	1	1	
35	90464-21002	CLAMP BRIDA	2	2	2	2	
36	90467-08M18	CLIP PRESILLA	3	3	3	3	
37	90467-09M09	CLIP PRESILLA	2	2	2	2	

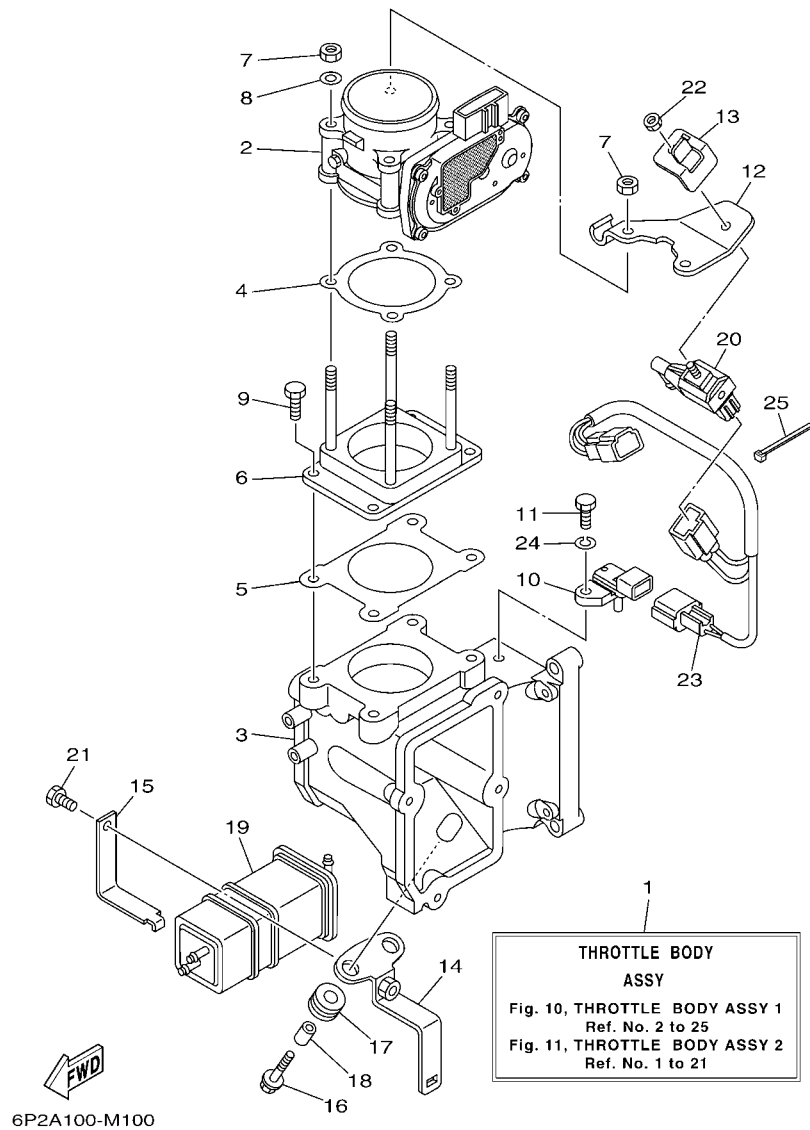


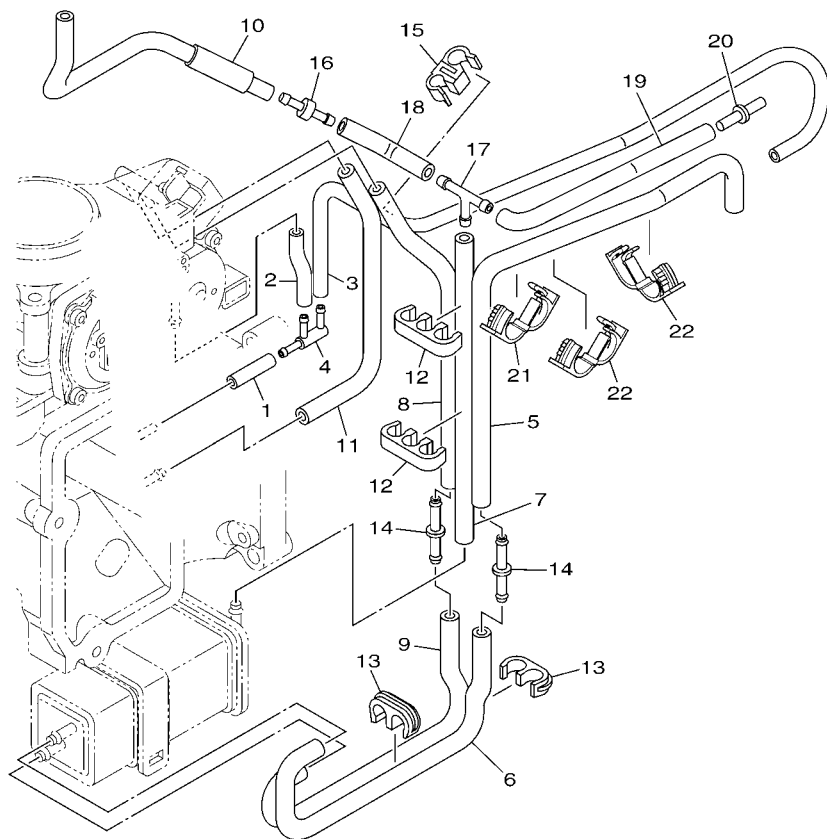
FIG. 10 THROTTLE BODY ASSY 1

CAJA DE ACELERADOR COMPL 1

REF. NO.	PART NO. CODIGO N°	DESCRIPTION DESCRIPCION	6AL9	6AS8	6AM9	6AT8	REMARKS OBSERVACIONES
1	6P2-13750-10	THROTTLE BODY ASSY CAJA DE ACELERADOR COMPL.	1	1	1	1	
2	6P2-13751-01	BODY, THROTTLE 1 CAJA 1	1	1	1	1	
3	6P2-13711-00	MIXING BODY CUERPO DE MEZCLA	1	1	1	1	
4	6P2-13556-00	GASKET, MANIFOLD EMPAQUE	1	1	1	1	
5	6P2-13557-00	GASKET EMPAQUE	1	1	1	1	
6	6P2-14360-00	THROTTLE DAMPER ASSY AMORTIGUADOR ARRANQUE COMPL.	1	1	1	1	
7	6P2-13588-00	NUT TUERCA	4	4	4	4	
8	6P2-13578-00	WASHER ARANDELA	2	2	2	2	
9	6P2-14496-00	BOLT PERNO	4	4	4	4	
10	6P2-82380-00	SENSOR, PRESSURE SENSOR DE PRESION	1	1	1	1	
11	6P2-13573-00	BOLT 1 PERNO 1	1	1	1	1	
12	6P2-14255-00	PLATE PLACA	1	1	1	1	
13	6P2-14159-00	CLIP PRESILLA	1	1	1	1	
14	6P2-2134X-00	BRACKET, CANISTER SOPORTE	1	1	1	1	
15	6P2-2419A-00	HOLDER SOSTEN	1	1	1	1	
16	90119-06M59	BOLT, WITH WASHER TORNILLO CON ARANDELA	2	2	2	2	
17	90480-10M23	GROMMET TAPON	2	2	2	2	
18	90387-06M60	COLLAR ESPACIADOR	2	2	2	2	
19	6P2-24170-00	CANISTER ASSY FRANJA DE DEPOSITO DE COMBUST.	1	1	1	1	
20	6C5-86120-00	SOLENOID VALVE ASSY VALVULA SOLENOIDE CONJ.	1	1	1	1	
21	6P2-13574-00	BOLT 2 PERNO 2	1	1	1	1	
22	69J-14164-00	NUT, HOLDING TUERCA DE SOSTEN	1	1	1	1	
23	6P2-8258A-00	EXTENSION, WIRE HARNESS EXTENSION, ARNES DE CABLES	1	1	1	1	
24	68V-14356-00	WASHER, SPRING ARANDELA DE RESORTE	1	1	1	1	
25	68V-2481H-00	CLAMP GRAMPA	1	1	1	1	

FIG. 11 THROTTLE BODY ASSY 2

CAJA DE ACELERADOR COMPL 2

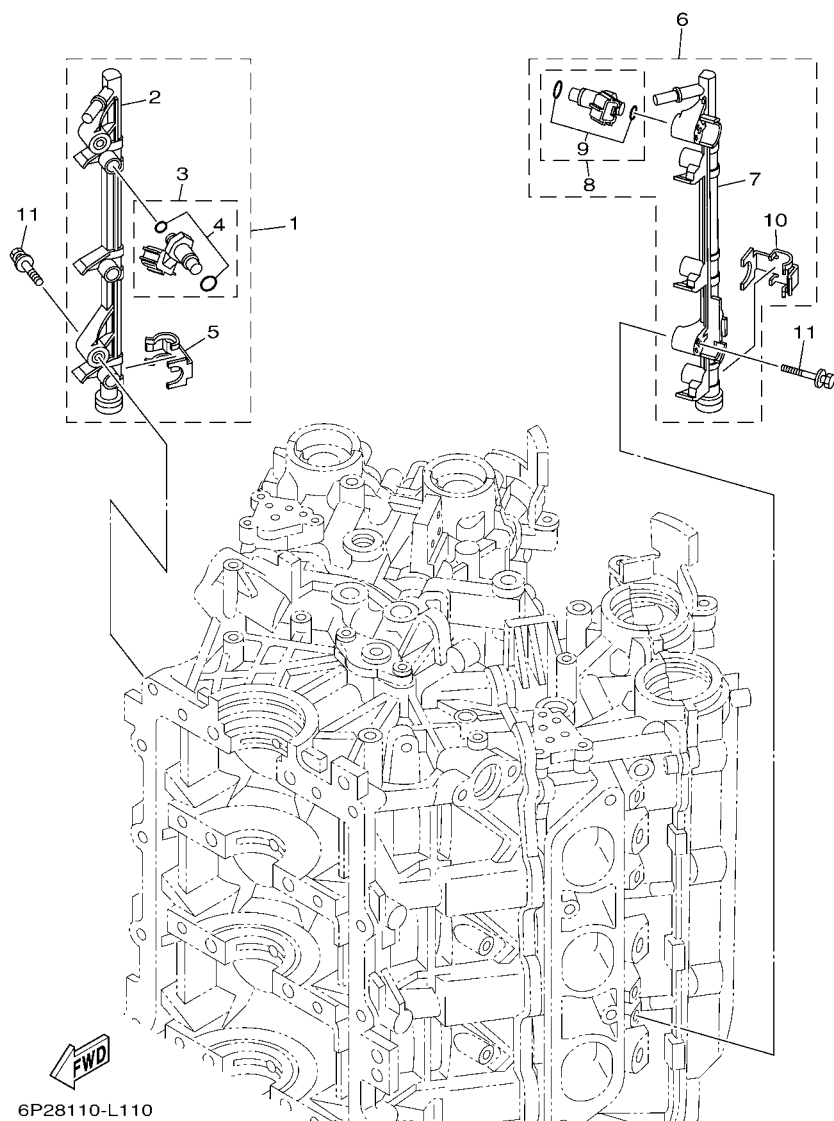


6P28110-L100

REF. NO.	PART NO. CODIGO Nº	DESCRIPTION DESCRIPCION	6AL9	6AS8	6AM9	6AT8	REMARKS OBSERVACIONES
1	6P2-14349-00	PIPE TUBO	1	1	1	1	
2	6P2-13533-00	HOSE, VACUUM SENSING 4 MANGUERA, DE VACIO 4	1	1	1	1	
3	6P2-13532-10	HOSE, VACUUM SENSING 3 MANGUERA, DE VACIO 3	1	1	1	1	
4	6P2-13595-00	JOINT TOBERA	1	1	1	1	
5	6P2-1475A-10	PIPE 1 TUBO 1	1	1	1	1	
6	6P2-1475E-00	PIPE 2 TUBO 2	1	1	1	1	
7	6P2-13545-00	HOSE 1 SELLO	1	1	1	1	
8	6P2-1475F-00	PIPE 3 TUBO 3	1	1	1	1	
9	6P2-1475G-00	PIPE 4 TUBO 4	1	1	1	1	
10	6P2-13546-00	HOSE 2 SELLO	1	1	1	1	
11	6P2-2416A-00	HOSE TUBO DE COMBUSTIBLE	1	1	1	1	
12	6P2-24135-00	CLAMP 1 GRAMPA 1	2	2	2	2	
13	6P2-24136-00	CLAMP 2 GRAMPA 2	2	2	2	2	
14	6P2-13758-00	PIPE, JOINT TUBO DE JUNTA	2	2	2	2	
15	6P2-24137-00	CLAMP 3 GRAMPA 3	1	1	1	1	
16	6E5-21744-00	BREATHER RESPIRADERO	1	1	1	1	
17	688-24378-00	PIPE, JOINT 3 TUBO DE UNION 3	1	1	1	1	
18	6P2-13547-00	HOSE 3 SELLO	1	1	1	1	
19	6P2-13548-10	HOSE, AIR 4 TUBO DE AIRE 4	1	1	1	1	
20	6P2-24376-00	PIPE, JOINT 1 TUBO DE UNION 1	1	1	1	1	
21	90464-18004	CLAMP BRIDA	1	1	1	1	
22	90464-18004	CLAMP BRIDA	2	2	2	2	

FIG. 12 THROTTLE BODY ASSY 3

CAJA DE ACELERADOR COMPL 3



REF. NO.	PART NO. CODIGO Nº	DESCRIPTION DESCRIPCION	6AL9	6AS8	6AM9	6AT8	REMARKS OBSERVACIONES
1	6P2-13160-10	DELIVERY PIPE ASSY 1 TUBO DE LLEGADA CONJUNTO 1	1	1	1	1	
2	6P2-13161-00	.PIPE, DELIVERY 1 .TUBO CONDUCTOR 1	1	1	1	1	
3	6P2-13761-10	.INJECTOR .INYECTOR	3	3	3	3	
4	6C5-1410B-00	..PACKING KIT ..JUEGO DE EMPAQUE	1	1	1	1	
5	6P2-13577-00	.CLIP .PRESILLA	3	3	3	3	
6	6P2-13170-10	DELIVERY PIPE ASSY 2 TUBO DE LLEGADA CONJUNTO 2	1	1	1	1	
7	6P2-13171-00	.PIPE, DELIVERY 2 .TUBO CONDUCTOR 2	1	1	1	1	
8	6P2-13761-10	.INJECTOR .INYECTOR	3	3	3	3	
9	6C5-1410B-00	..PACKING KIT ..JUEGO DE EMPAQUE	1	1	1	1	
10	6P2-13577-00	.CLIP .PRESILLA	3	3	3	3	
11	90119-06122	BOLT, WITH WASHER TORNILLO CON ARANDELA	4	4	4	4	

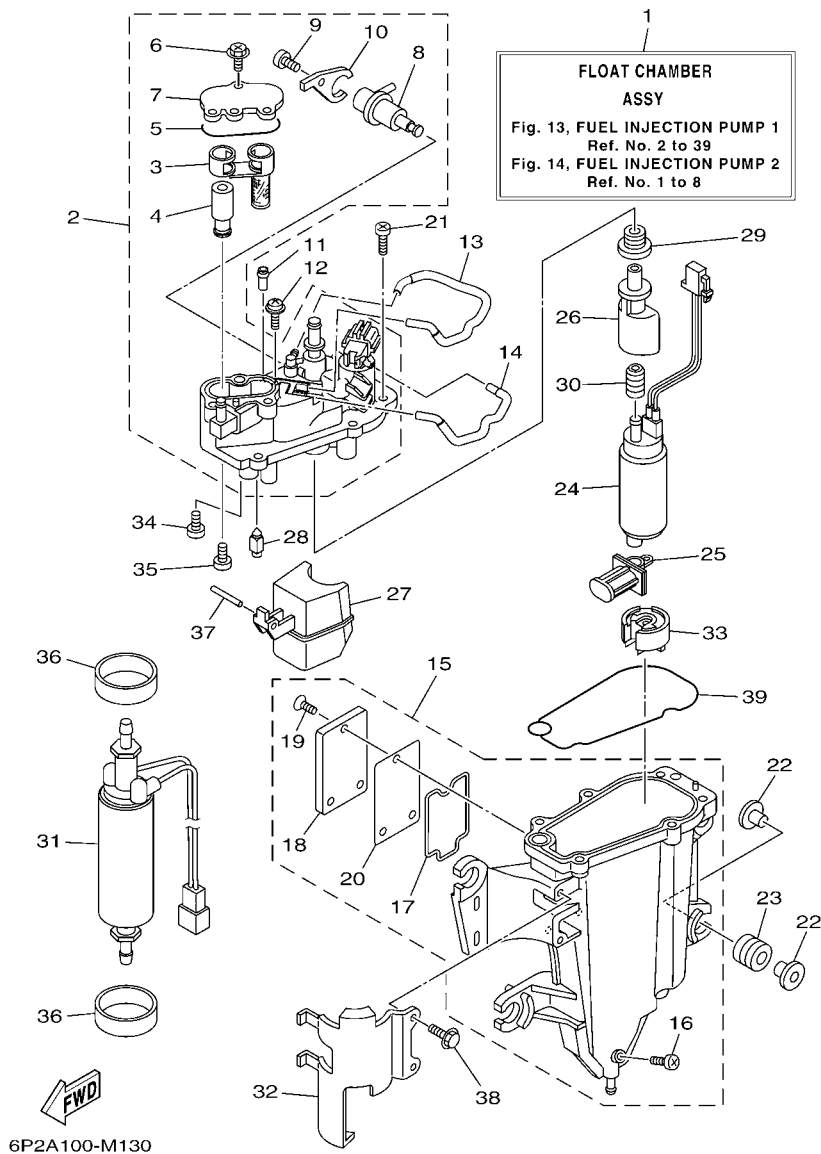


FIG. 13 FUEL INJECTION PUMP 1

BOMBA DE INYECTOR 1

REF. NO.	PART NO. CODIGO Nº	DESCRIPTION DESCRIPCION	6AL9	6AS8	6AM9	6AT8	REMARKS OBSERVACIONES
1	6P2-14180-31	FLOAT CHAMBER ASSY CAMARA DE BOIA COMPLETE	1	1	1	1	EXCEPT FOR BRA EXCEPT FOR BRA
	6P2-14180-41	FLOAT CHAMBER ASSY CAMARA DE BOIA COMPLETE	1	1	1	1	FOR BRA FOR BRA
2	6AW-14182-11	COVER, FLOAT CHAMBER TAPA DE CAMARA DE BOIA	1	1	1	1	EXCEPT FOR BRA EXCEPT FOR BRA
	6AW-14182-21	COVER, FLOAT CHAMBER TAPA DE CAMARA DE BOIA	1	1	1	1	FOR BRA FOR BRA
3	6CB-24501-01	.FILTER, FUEL .FIELTRO	1	1	1	1	
4	6CB-24460-00	.RELIEF VALVE ASSY .VALVELA DE DESCOMPRESION	1	1	1	1	EXCEPT FOR BRA EXCEPT FOR BRA
	6CB-24460-10	.RELIEF VALVE ASSY .VALVELA DE DESCOMPRESION	1	1	1	1	FOR BRA FOR BRA
5	6CB-13016-00	.O-RING .ANILLO O	1	1	1	1	
6	6CB-14216-00	.SCREW .TORNILLO	3	3	3	3	
7	6CB-24217-00	.COVER .CUBIERTA	1	1	1	1	EXCEPT FOR BRA EXCEPT FOR BRA
	6CB-24217-10	.COVER .CUBIERTA	1	1	1	1	FOR BRA FOR BRA
8	6CB-13906-01	.REGULATOR, PRESSURE .REGULADOR	1	1	1	1	
9	6CB-14564-00	.SCREW .TORNILLO	1	1	1	1	
10	6CB-14146-00	.PLATE .PLACA SOPORTE	1	1	1	1	
11	68V-24379-10	PIPE, JOINT 4 TUBO DE UNION 4	1	1	1	1	
12	68V-14216-00	.SCREW TORNILLO	1	1	1	1	
13	68V-1475H-00	PIPE 5 TUBO 5	1	1	1	1	
14	68V-1475J-00	PIPE 6 TUBO 6	1	1	1	1	
15	6AW-14181-11	BODY, FLOAT CHAMBER 1 CUERPO DE CAMARA DE BOIA	1	1	1	1	
16	6P2-14191-00	.PLUG, DRAIN .TORNILLO, DE DRENAJE	1	1	1	1	
17	6CB-14239-00	.SEAL .SELLO	1	1	1	1	
18	6CB-24452-10	.COVER .CUBIERTA	1	1	1	1	
19	6CB-14429-01	.SCREW .TORNILLO	3	3	3	3	
20	6CB-24482-00	.GASKET 1 .EMPAQUE 1	1	1	1	1	
21	63P-14567-00	.SCREW TORNILLO	6	6	6	6	
22	69J-13716-00	.COLLAR COLLAR	8	8	8	8	
23	6CB-13593-00	DAMPER COJINETE DE RODILLOS	4	4	4	4	

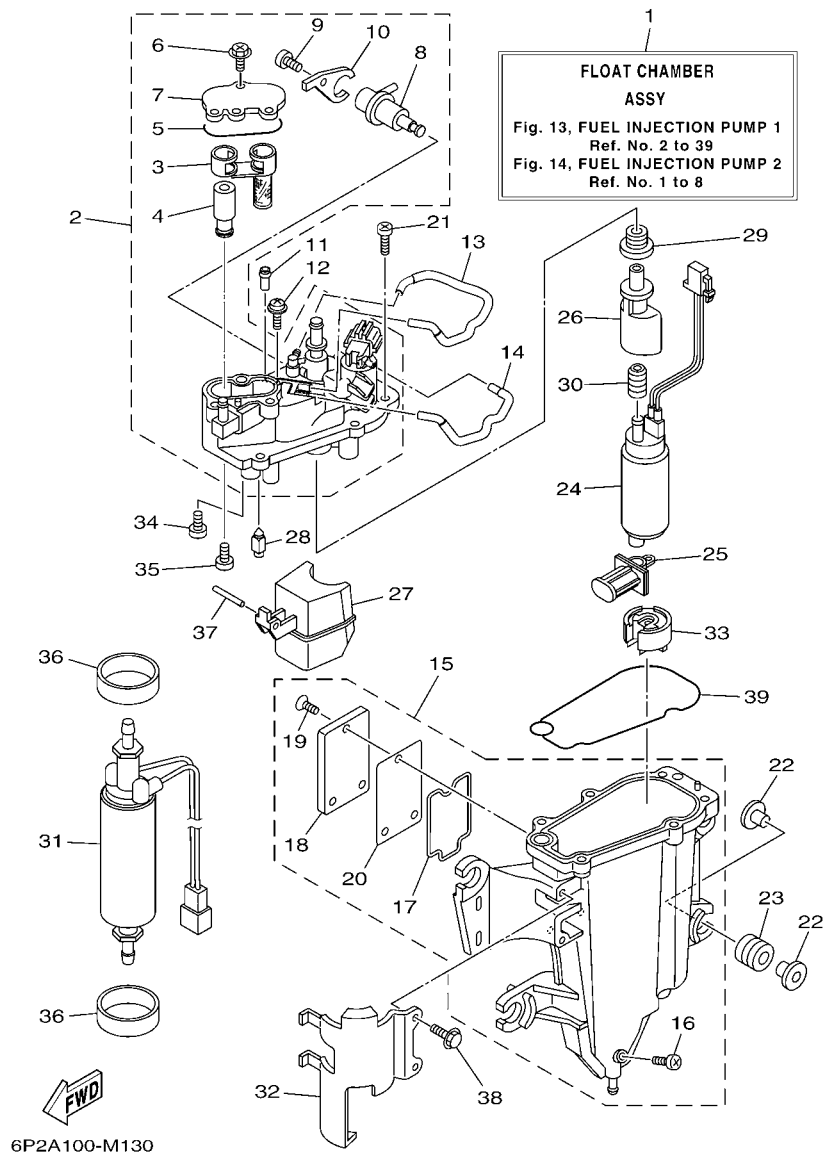


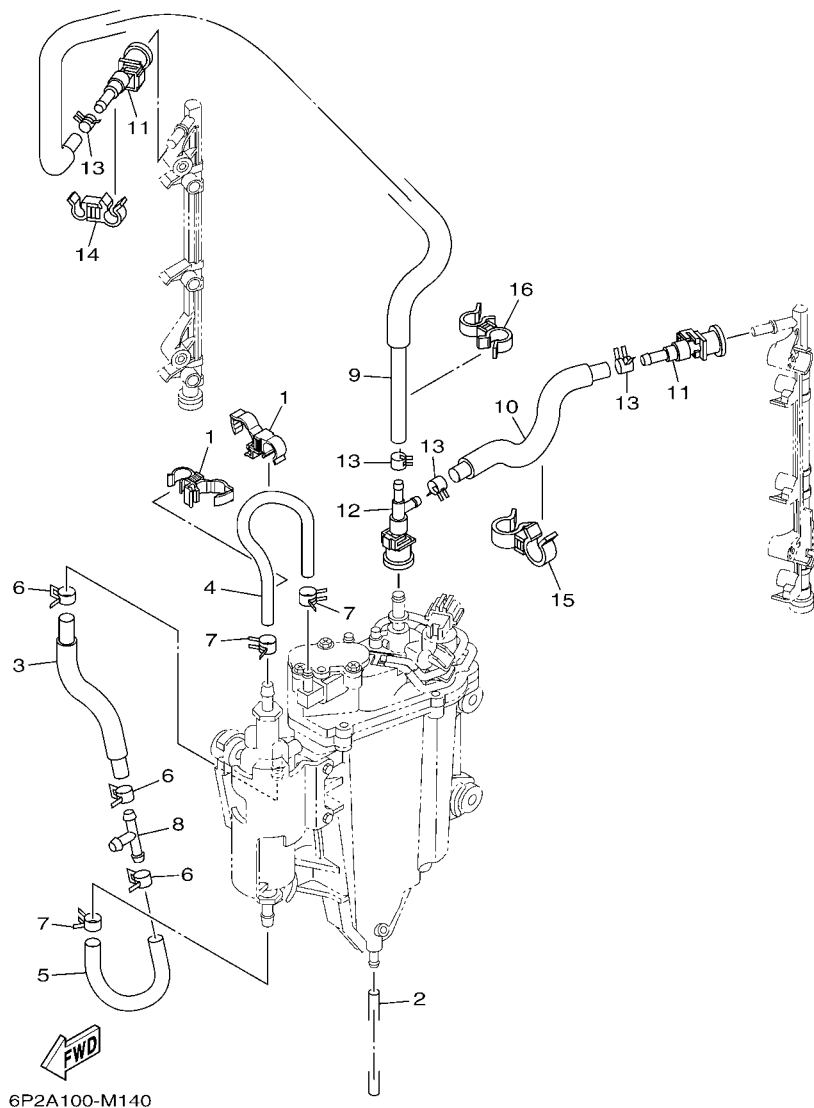
FIG. 13 FUEL INJECTION PUMP 1

BOMBA DE INYECTOR 1

REF. NO.	PART NO. CODIGO Nº	DESCRIPTION DESCRIPCION	6AL9	6AS8	6AM9	6AT8	REMARKS OBSERVACIONES
24	6P2-13907-20	FUEL PUMP COMP. BOMBA DE COMBUSTIBLE COMPLETA	1	1	1	1	EXCEPT FOR BRA
	6P2-13907-30	FUEL PUMP COMP. BOMBA DE COMBUSTIBLE COMPLETA	1	1	1	1	EXCEPT FOR BRA
25	63P-13915-00	FILTER FILTRO	1	1	1	1	FOR BRA
26	6AW-13132-00	JOINT JUNTA	1	1	1	1	FOR BRA
27	6CB-14985-00	FLOAT BOIA	1	1	1	1	
28	6CB-14546-00	VALVE, NEEDLE VALVULA DE AGUJA	1	1	1	1	
29	6CB-1447B-00	BUSH 1 BUJE 1	1	1	1	1	
30	6AW-13781-00	DAMPER, PUMP AMORTIGUADOR DE BOMBA	1	1	1	1	
31	6CB-24410-00	FUEL PUMP ASSY BOMBA DE COMBUSTIBLE COMPLETA	1	1	1	1	
32	6AW-24491-10	BRACKET, FUEL PUMP SOPORTE BOMBA COMBUSTIBLE	1	1	1	1	
33	6AW-13784-00	COVER, PUMP CUBIERTA DE BOMBA	1	1	1	1	
34	4SV-24453-00	SCREW TORNILLO	1	1	1	1	EXCEPT FOR BRA
	69J-24453-00	SCREW TORNILLO	1	1	1	1	EXCEPT FOR BRA
35	98507-04008	SCREW, PAN HEAD TORNILLO DE CABEZA CON PLANA	1	1	1	1	FOR BRA
	68V-14592-10	SCREW TORNILLO	1	1	1	1	EXCEPT FOR BRA
36	6CB-24492-00	BUSH, FUEL PUMP BUJE	2	2	2	2	FOR BRA
37	6P2-14386-00	PIN, FLOAT PASADOR DE BOIA	1	1	1	1	
38	6CB-24592-00	BOLT TORNILLO	2	2	2	2	
39	6CB-14984-00	GASKET, FLOAT CHAMBER EMPAQUE CAMARA DE BOIA	1	1	1	1	

FIG. 14 FUEL INJECTION PUMP 2

BOMBA DE INYECTOR 2



REF. NO.	PART NO. CODIGO Nº	DESCRIPTION DESCRIPCION	GAL9	6AS8	6AM9	6AT8	REMARKS OBSERVACIONES
1	90464-12012	CLAMP BRIDA	2	2	2	2	
2	6P2-14149-00	PIPE TUBO	1	1	1	1	
3	6AW-24323-20	PIPE 12 TUBO 12	1	1	1	1	
4	6AW-24324-20	PIPE 13 TUBO 13	1	1	1	1	
5	6AW-24317-20	PIPE 7 TUBO 7	1	1	1	1	
6	69J-14137-00	CLIP PRESILLA	3	3	3	3	
7	68V-13577-00	CLIP PRESILLA	3	3	3	3	
8	6E5-24378-00	PIPE, JOINT 3 TUBO DE UNION 3	1	1	1	1	
9	6P2-13973-30	PIPE, FUEL 3 TUBO, COMBUSTIBLE 3	1	1	1	1	
10	6P2-13974-30	PIPE, FUEL 4 TUBO, COMBUSTIBLE 4	1	1	1	1	
11	6AW-24300-10	FUEL PIPE JOINT CONECTOR MANGUERA COMBUSTIBLE	2	2	2	2	
12	6P2-24300-00	FUEL PIPE JOINT CONECTOR MANGUERA COMBUSTIBLE	1	1	1	1	
13	68V-13577-00	CLIP PRESILLA	4	4	4	4	
14	90464-12010	CLAMP BRIDA	1	1	1	1	
15	90464-18005	CLAMP BRIDA	1	1	1	1	
16	90464-12009	CLAMP BRIDA	1	1	1	1	

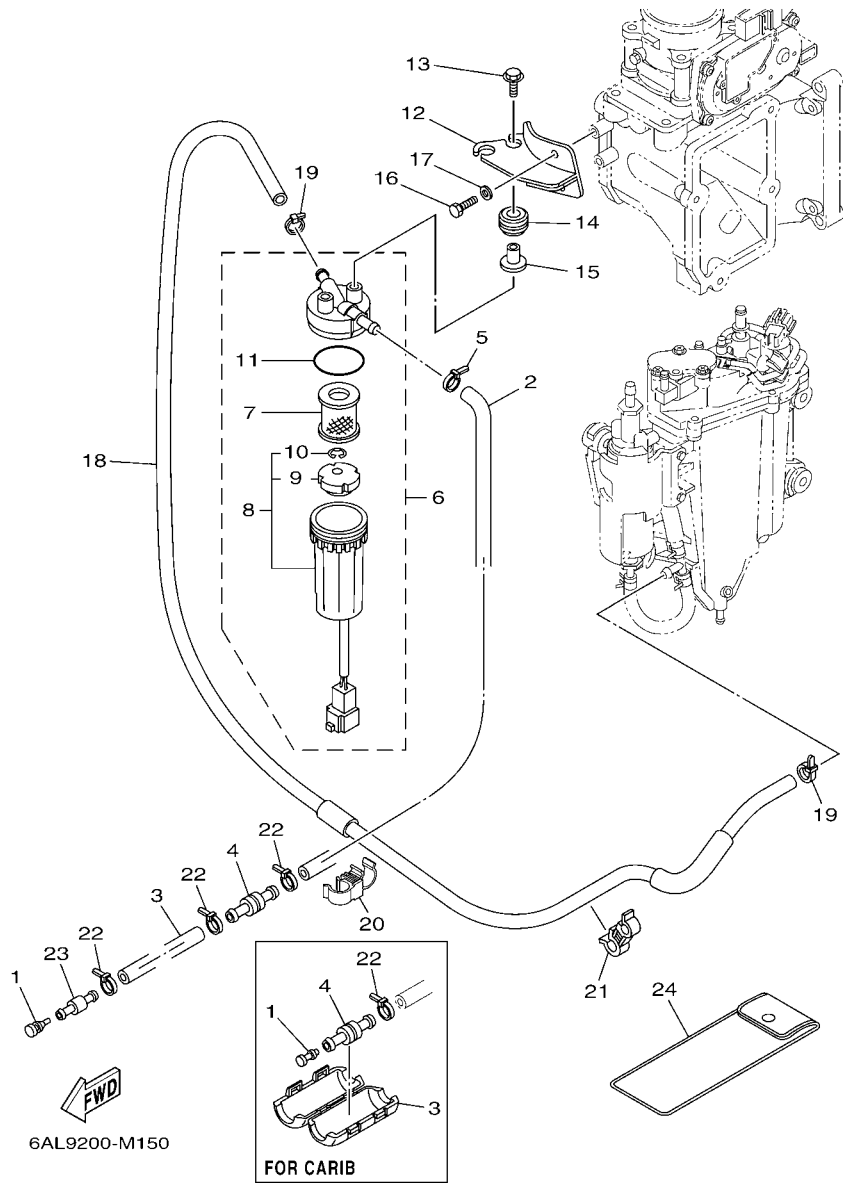


FIG. 15 FUEL 1 COMBUSTIBLE 1

REF. NO.	PART NO. CODIGO Nº	DESCRIPTION DESCRIPCION	6AL9	6AS8	6AM9	6AT8	REMARKS OBSERVACIONES
1	689-85547-00	DAMPER AMORTIGUADOR	1	1	1	1	
2	6P2-24314-00	PIPE 4 TUBO 4	1	1	1	1	EXCEPT FOR CAR
	6P2-24314-10	PIPE 4 TUBO 4	1	1	1	1	EXCEPT FOR CAR
3	90445-13511	HOSE (L2000) TUBO (L2000)	1	1	1	1	EXCEPT FOR CAR
	68V-24452-00	COVER CUBIERTA	1	1	1	1	EXCEPT FOR CAR
4	6R3-24377-10	PIPE, JOINT 2 TUBO DE UNION 2	1	1	1	1	
5	90465-11M10	CLAMP BRIDA	1	1	1	1	
6	6P3-24560-03	FILTER ASSY FILTRO COMPLETO	1	1	1	1	
7	6P3-24563-01	.ELEMENT, FILTER .ELEMENTO DEL FILTRO	1	1	1	1	
8	6P3-24562-03	.CUP, FILTER .COPA DE FILTRO	1	1	1	1	
9	6P3-24469-00	..FLOAT, WATER LEVEL ..BOIA	1	1	1	1	
10	6P3-24519-00	..CLIP ..PRESILLA	1	1	1	1	
11	6P3-24564-00	.GASKET .EMPAQUE	1	1	1	1	
12	6P2-24566-11	BRACKET, FILTER SOPORTE DEL FILTRO	1	1	1	1	
13	90119-06M17	BOLT, WITH WASHER TORNILLO CON ARANDELA	2	2	2	2	
14	90480-14018	GROMMET TAPON	2	2	2	2	
15	90387-06M60	COLLAR ESPACIADOR	2	2	2	2	
16	97095-06014	BOLT PERNO	2	2	2	2	
17	92995-06600	WASHER ARANDELA	2	2	2	2	
18	6P2-24313-30	PIPE 3 TUBO 3	1	1	1	1	EXCEPT FOR CAR
	6P2-24313-40	PIPE 3 TUBO 3	1	1	1	1	EXCEPT FOR CAR
19	90465-11M10	CLAMP BRIDA	2	2	2	2	EXCEPT FOR CAR
20	90464-12009	CLAMP BRIDA	1	1	1	1	EXCEPT FOR CAR
21	90464-12010	CLAMP BRIDA	1	1	1	1	EXCEPT FOR CAR
22	90465-11M10	CLAMP BRIDA	3	3	3	3	EXCEPT FOR CAR
	90465-11M10	CLAMP BRIDA	1	1	1	1	EXCEPT FOR CAR
23	6R3-24377-00	PIPE, JOINT 2 TUBO DE UNION 2	1	1	1	1	EXCEPT FOR CAR

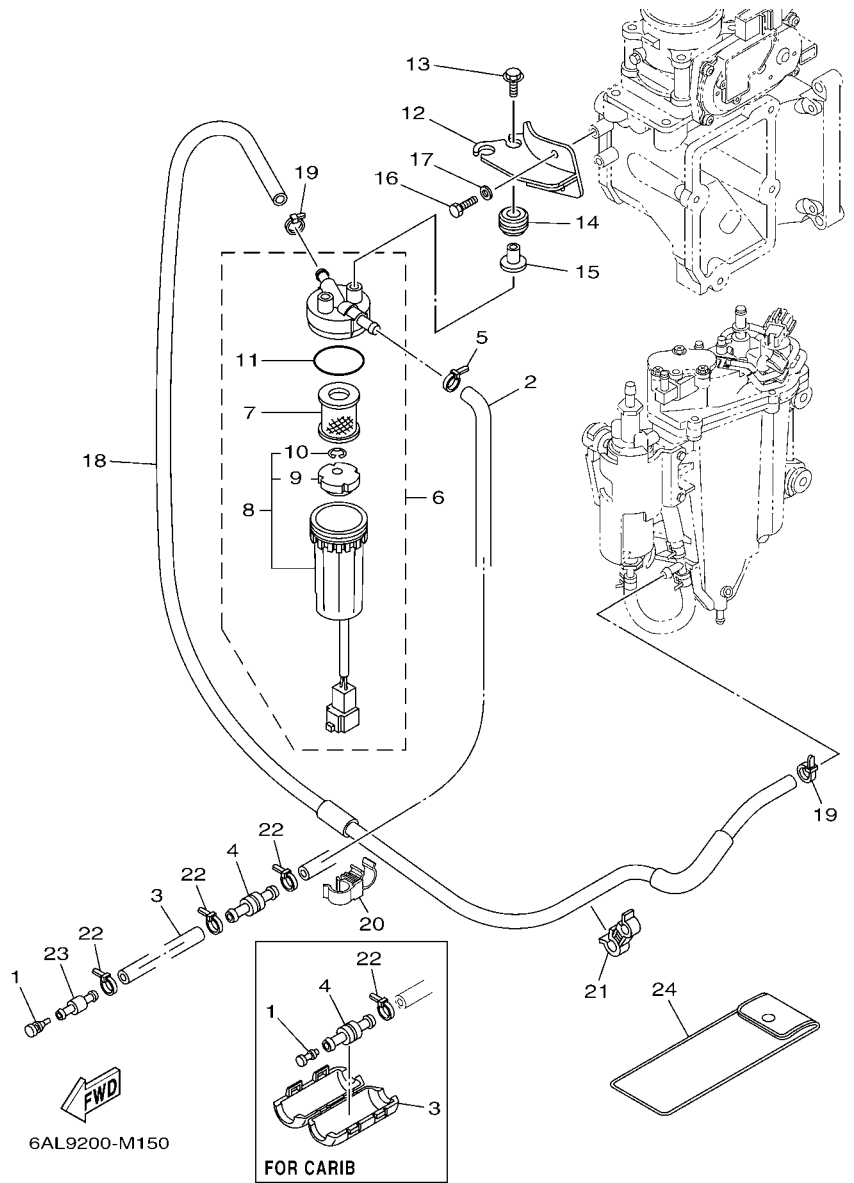


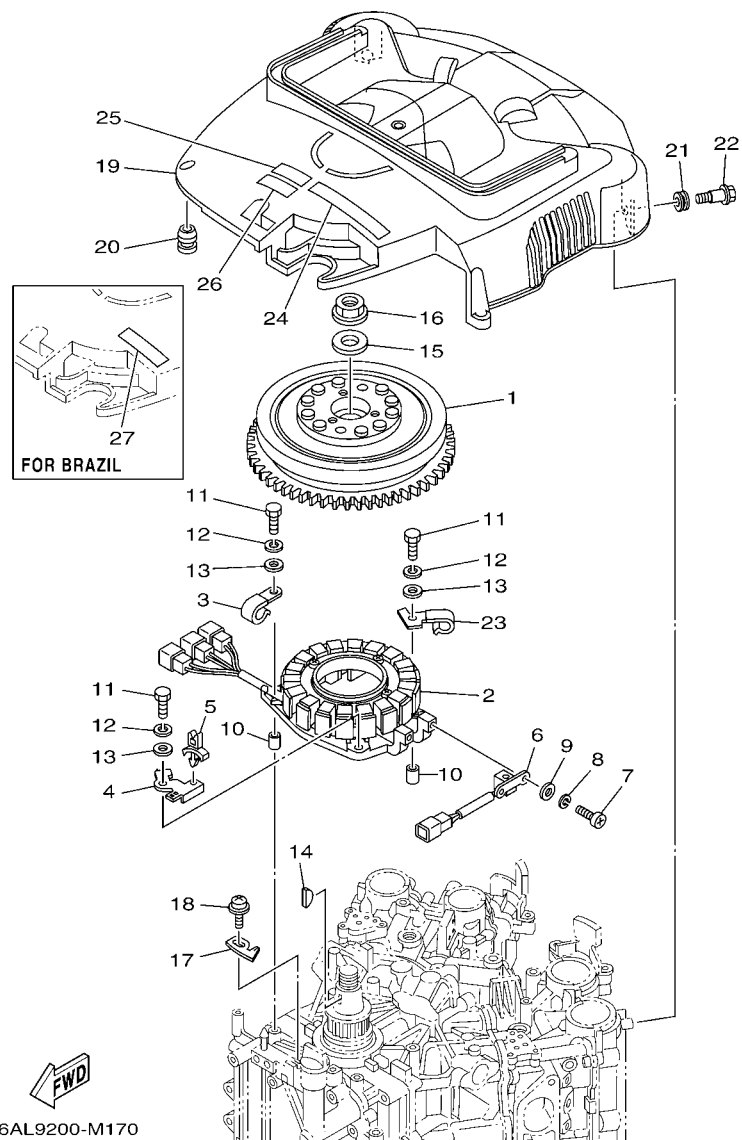
FIG. 15 FUEL 1

COMBUSTIBLE 1

REF. NO.	PART NO. CODIGO Nº	DESCRIPTION DESCRIPCION	6AL9	6AS8	6AM9	6AT8	REMARKS OBSERVACIONES
24	69J-28100-01	TOOL KIT JUEGO DE HERRAMIENTAS	1	1	1	1	AP AP

FIG. 17 GENERATOR

GENERADOR

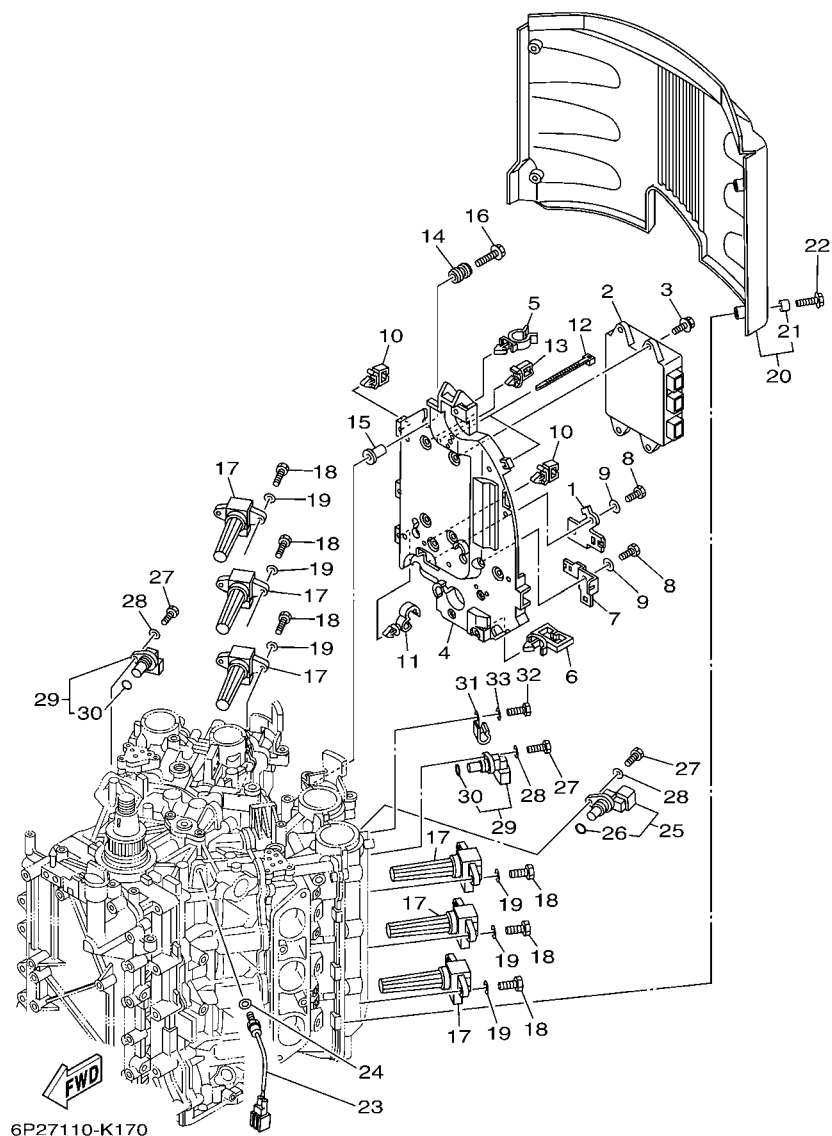


6AL9200-M170

REF. NO.	PART NO. CODIGO Nº	DESCRIPTION DESCRIPCION	6AL9	6AS8	6AM9	6AT8	REMARKS OBSERVACIONES
1	6P2-81450-00	ROTOR ASSY ROTOR COMPLETO	1	1	1	1	
2	6P2-81460-00	BASE ASSY CONJUNTO BASE	1	1	1	1	
3	90462-08032	CLAMP BRIDA	1	1	1	1	
4	6P2-8257V-00	PLATE, CONNECTOR PLACA DE CONECTOR	1	1	1	1	
5	90464-06001	CLAMP BRIDA	1	1	1	1	
6	6P2-85580-00	COIL, PULSER BOBINA DE PULSACION	1	1	1	1	
7	97880-05012	SCREW, PAN HEAD TORNILLO DE CABEZA CON PLANA	2	2	2	2	
8	92990-05100	WASHER, SPRING ARANDELA PLANA	2	2	2	2	
9	92990-05600	WASHER, PLATE ARANDELA PLANA	2	2	2	2	
10	99530-08012	PIN, DOWEL PASADOR, DE ESPIGA	2	2	2	2	
11	97095-06035	BOLT PERNO	4	4	4	4	
12	92995-06100	WASHER, SPRING ARANDELA	4	4	4	4	
13	92995-06600	WASHER ARANDELA	4	4	4	4	
14	90280-05015	KEY, WOODRUFF CUNA WOODRUFF	1	1	1	1	
15	90201-24014	WASHER, PLATE ARANDELA PLANA	1	1	1	1	
16	90179-24002	NUT TUERCA	1	1	1	1	
17	6P2-81332-00	PLATE, TIMING PLACA REGULADOR DE TIEMPO	1	1	1	1	
18	97985-06210	SCREW, WITH WASHER TORNILLO, CON ARANDELA	1	1	1	1	
19	6P2-81337-01	COVER, FLYWHEEL CUBIERTA DE VOLANTE	1	1	1	1	
20	663-82317-01	DAMPER, IGNITION COIL AMORTIGUADOR BOBINA ENCENDIDO	4	4	4	4	
21	90480-12314	GROMMET TAPON	2	2	2	2	
22	90109-06MA1	BOLT PERNO	2	2	2	2	
23	6P2-81128-00	CLAMP GRAMPA	1	1	1	1	
24	60L-13437-62	MARK, CAUTION MARKER	1	1	1	1	EXCEPT FOR BRA EXCEPT FOR BRA
25	6AH-81994-40	LABEL, SAFETY ETIQUETA DE SEGURIDAD	1	1	1	1	EXCEPT FOR BRA EXCEPT FOR BRA
26	6AH-81994-50	LABEL, SAFETY ETIQUETA DE SEGURIDAD	1	1	1	1	FOR CAR FOR CAR
27	6AH-81994-70	LABEL, SAFETY ETIQUETA DE SEGURIDAD	1	1	1	1	FOR BRA FOR BRA

FIG. 18 ELECTRICAL 1

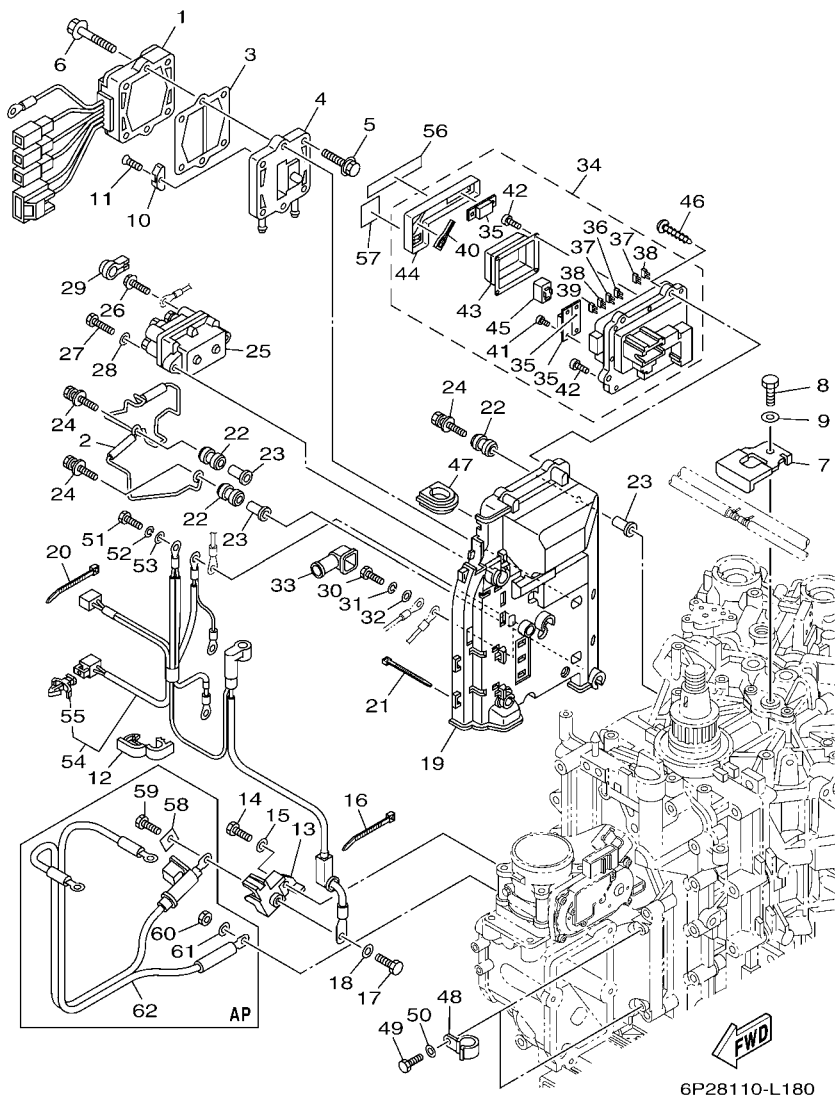
EQUIPO ELECTRICO 1



REF. NO.	PART NO. CODIGO Nº	DESCRIPTION DESCRIPCION	6AL9	6AS8	6AM9	6AT8	REMARKS OBSERVACIONES
1	6P2-8257V-00	PLATE, CONNECTOR PLACA DE CONECTOR	1	1	1	1	
2	6AL-8591A-12	ENGINE CONTROL UNIT ASSY UNIDAD CONTROL	1	1			EXCEPT FOR BRA
	6AL-8591A-22	ENGINE CONTROL UNIT ASSY UNIDAD CONTROL	1	1			FOR BRA
	6AS-8591A-12	ENGINE CONTROL UNIT ASSY UNIDAD CONTROL		1	1		EXCEPT FOR BRA
	6AS-8591A-22	ENGINE CONTROL UNIT ASSY UNIDAD CONTROL		1	1		FOR BRA
3	90119-06M82	BOLT, WITH WASHER TORNILLO CON ARANDELA	4	4	4	4	
4	6P2-82316-00	BRACKET, IGNITION COIL SOPORTE BOBINA ENCENDIDO	1	1	1	1	
5	90464-19M45	CLAMP BRIDA	1	1	1	1	
6	90464-23199	CLAMP BRIDA	1	1	1	1	
7	6P2-81845-00	PLATE PLACA	1	1	1	1	
8	97095-06016	BOLT PERNO	2	2	2	2	
9	92995-06600	WASHER ARANDELA	2	2	2	2	
10	90464-11121	CLAMP BRIDA	4	4	4	4	
11	90464-13249	CLAMP BRIDA	2	2	2	2	
12	90465-14M66	CLAMP BRIDA	2	2	2	2	
13	90464-08004	CLAMP BRIDA	1	1	1	1	
14	6A0-82317-00	DAMPER, IGNITION COIL AMORTIGUADOR BOBINA ENCENDIDO	4	4	4	4	
15	90387-06119	COLLAR ESPACIADOR	4	4	4	4	
16	90119-06M59	BOLT, WITH WASHER TORNILLO CON ARANDELA	4	4	4	4	
17	6P2-82310-01	IGNITION COIL ASSY BOBINA DE ENCENDIDO COMPLETA	6	6	6	6	
18	97095-06020	BOLT PERNO	12	12	12	12	
19	92995-06600	WASHER ARANDELA	12	12	12	12	
20	6P2-82314-00	COVER, IGNITION COIL CUBIERTA BOBINA ENCENDIDO	1	1	1	1	
21	90387-06044	.COLLAR .ESPACIADOR	4	4	4	4	
22	90119-06M92	BOLT, WITH WASHER TORNILLO CON ARANDELA	4	4	4	4	
23	61A-85790-00	THERMOSENSOR ASSY TERMICA SENSORIO	1	1	1	1	
24	92990-10600	WASHER, PLATE ARANDELA PLANA	1	1	1	1	

FIG. 19 ELECTRICAL 2

EQUIPO ELECTRICO 2



6P28110-L180

REF. NO.	PART NO. CODIGO Nº	DESCRIPTION DESCRIPCION	6AL9	6A88	6AM9	6AT8	REMARKS OBSERVACIONES
1	6P2-81960-02	RECTIFIER & REGULATOR ASSY RECTIFICADOR Y REGULADOR	1	1	1	1	
2	6P2-81614-00	PROTECTOR PROTECTOR	1	1	1	1	
3	60V-81975-A0	PLATE, RECTIFIER FITTING PLACA ACCESORIA RECTIF.	1	1	1	1	
4	6P2-81972-00-9S	COVER, RECTIFIER CUBIERTA DE RECTIFICADOR	1	1	1	1	
5	90119-06MA3	BOLT, WITH WASHER TORNILLO CON ARANDELA	4	4	4	4	
6	90119-06MA5	BOLT, WITH WASHER TORNILLO CON ARANDELA	2	2	2	2	
7	6P2-12491-00	CLAMP 1 GRAMPA 1	1	1	1	1	
8	97095-06012	BOLT PERNO	1	1	1	1	
9	92995-06600	WASHER ARANDELA	1	1	1	1	
10	6E5-11325-00	ANODE ANODO	1	1	1	1	
11	98780-04015	SCREW, FLAT HEAD TORNILLO CABEZA PLANA	1	1	1	1	
12	90464-18004	CLAMP BRIDA	5	5	5	5	
13	6P2-81925-01	TERMINAL TERMINAL	1	1	1	1	
14	97095-08020	BOLT PERNO	1	1	1	1	
15	92995-08600	WASHER ARANDELA	1	1	1	1	
16	90465-13M18	CLAMP BRIDA	1	1	1	1	
17	97095-08016	BOLT PERNO	1	1	1	1	
18	92995-08600	WASHER ARANDELA	1	1	1	1	
19	6P2-81948-00	BRACKET SOPORTE	1	1	1	1	
20	90465-13M18	CLAMP BRIDA	6	6	6	6	
21	90465-14M66	CLAMP BRIDA	3	3	3	3	
22	6A0-82317-00	DAMPER, IGNITION COIL AMORTIGUADOR BOBINA ENCENDIDO	5	5	5	5	
23	90387-06119	COLLAR ESPACIADOR	5	5	5	5	
24	90119-06M95	BOLT, WITH WASHER TORNILLO CON ARANDELA	5	5	5	5	
25	63P-81950-00	RELAY ASSY RELE COMPLETO	1	1	1	1	
26	97595-06610	BOLT, WITH WASHER PERNO CON ARANDELA	2	2	2	2	
27	97013-06025	BOLT PERNO	2	2	2	2	

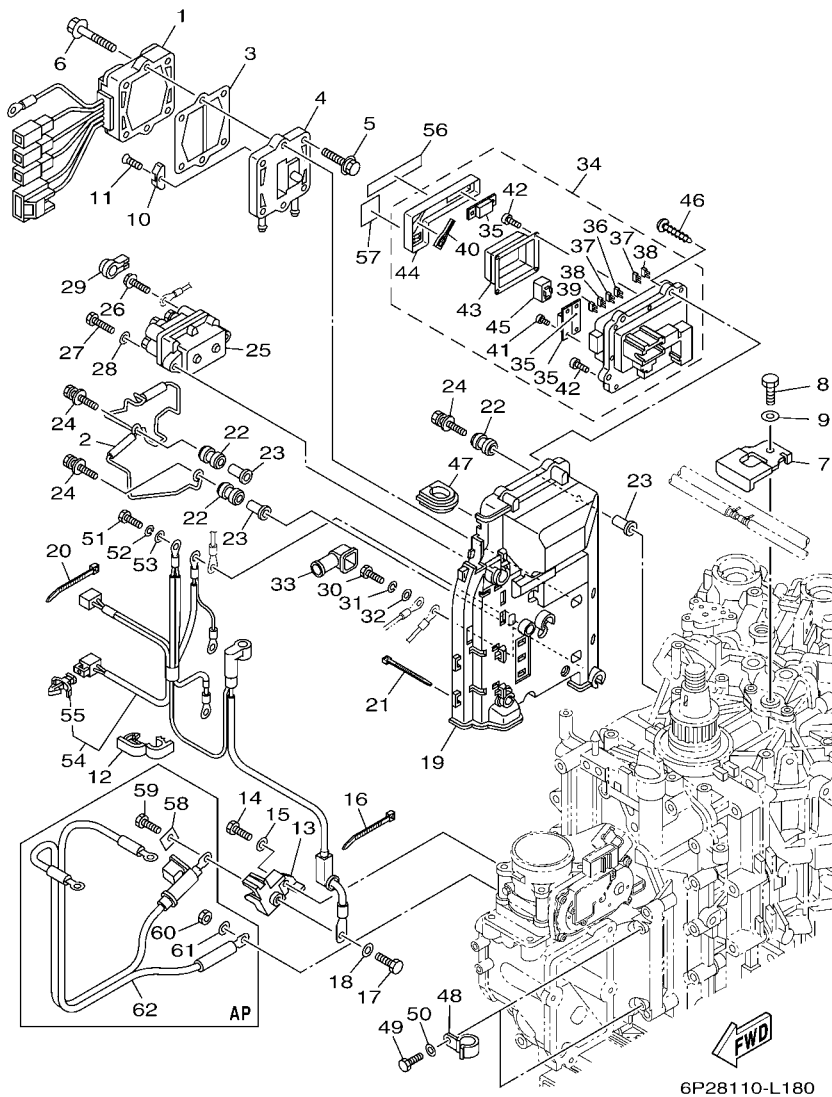


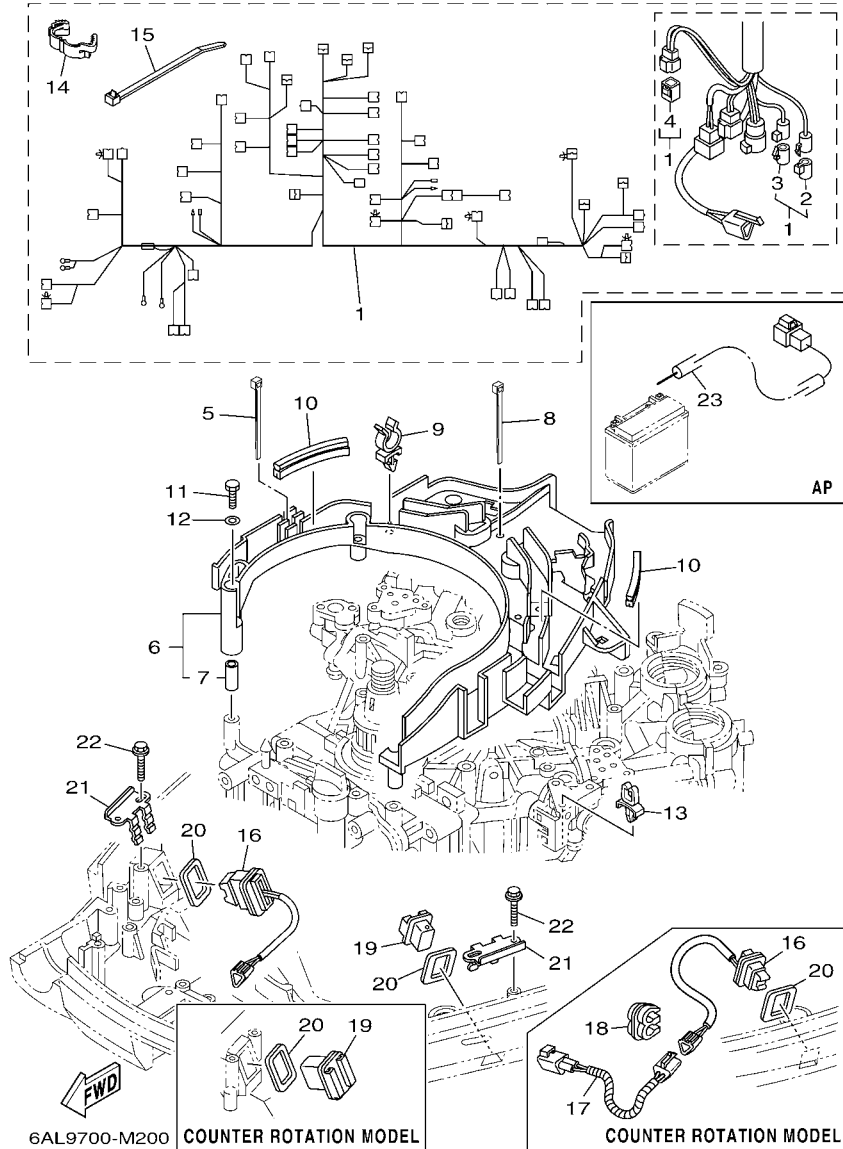
FIG. 19 ELECTRICAL 2

EQUIPO ELECTRICO 2

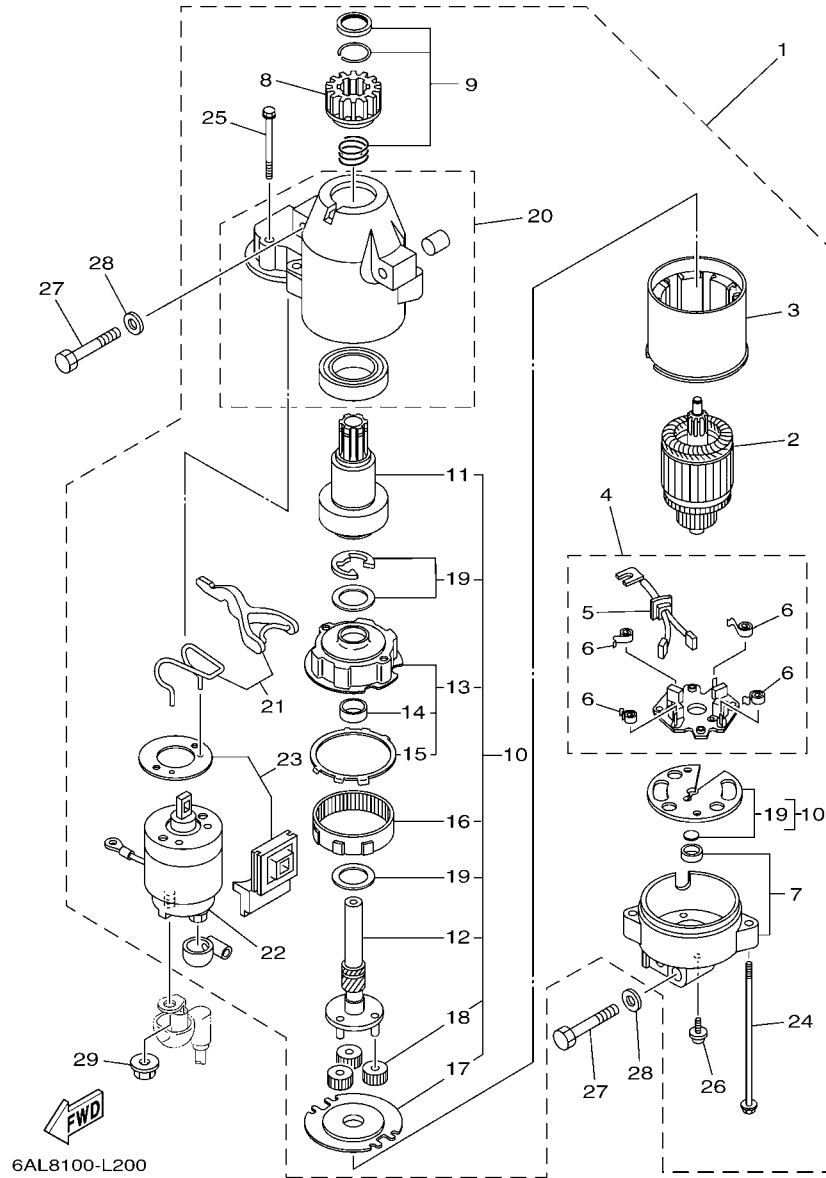
REF. NO.	PART NO. CODIGO N°	DESCRIPTION DESCRIPCION	6AL9	6AS8	6AM9	6AT8	REMARKS OBSERVACIONES
28	92903-06600	WASHER, PLATE RONDANA SENCILLA	2	2	2	2	
29	6P2-8183X-00	CAP, TERMINAL CUBIERTA DE TERMINAL	2	2	2	2	
30	97095-06016	BOLT PERNO	1	1	1	1	
31	92995-06100	WASHER, SPRING ARANDELA	1	1	1	1	
32	92995-06600	WASHER ARANDELA	1	1	1	1	
33	6P2-82119-00	COVER, LEAD WIRE CUBIERTA DE CABLE CONDUCTOR	1	1	1	1	
34	6P2-82170-10	FUSE BOX ASSY CAJA DE FUSIBLES COMPL.	1	1	1	1	
35	6P2-82151-00	.FUSE (60A) .FUSIBLE (60A)	3	3	3	3	
36	67F-82151-00	.FUSE (20A) .FUSIBLE (20A)	2	2	2	2	
37	67F-82151-10	.FUSE (30A) .FUSIBLE (30A)	3	3	3	3	
38	67F-82151-40	.FUSE (10A) .FUSIBLE (10A)	3	3	3	3	
39	67F-82151-50	.FUSE (15A) .FUSIBLE (15A)	2	2	2	2	
40	67F-2812A-00	.PULLER, FUSE .TIRADOR DE FUSIBLE	1	1	1	1	
41	68F-82846-00	.SCREW, PAN HEAD (M5) .TORNILLO (M5)	4	4	4	4	
42	6P2-82113-00	.SCREW .TORNILLO	12	12	12	12	
43	6P2-81639-00	.RELAY COVER .CUBIERTA	1	1	1	1	
44	6P2-85544-00	.CASE .CAJA	1	1	1	1	
45	68F-8195A-00	.RELAY ASSY .RELE COMPLETO	4	4	4	4	
46	97780-50620	SCREW, TAPPING TORNILLO DE CABEZA DE CONO ACH	4	4	4	4	
47	6P2-81336-00	GROMMET TAPON PROTECTOR	1	1	1	1	
48	90462-08026	CLAMP BRIDA	2	2	2	2	
49	97095-06016	BOLT PERNO	2	2	2	2	
50	92995-06600	WASHER ARANDELA	2	2	2	2	
51	97095-06016	BOLT PERNO	3	3	3	3	
52	92995-06100	WASHER, SPRING ARANDELA	3	3	3	3	
53	92995-06600	WASHER ARANDELA	3	3	3	3	
54	6P2-8259M-00	WIRE HARNESS ASSY 2 ARNES DE CABLES	1	1	1	1	

EQUIPO ELECTRICO 3

FIG. 20 ELECTRICAL 3



REF. NO.	PART NO. CODIGO Nº	DESCRIPTION DESCRIPCION	6AL9	6AS8	6AM9	6AT8	REMARKS OBSERVACIONES
1	6P2-82590-41	WIRE HARNESS ASSY CONJUNTO DE CABLES	1	1	1	1	
2	6DA-82582-00	.CAP 1 (FEMALE) .TAPA 1	1	1	1	1	
3	6DA-82582-10	.CAP 1 (MALE) .TAPA 1	1	1	1	1	
4	6Y8-82582-11	.CAP 1 (4PIN) .CUBIERTA DE ARNES DE CABLE	1	1	1	1	
5	90465-14M66	CLAMP BRIDA	1	1	1	1	
6	6P2-82589-00	PROTECTOR, WIRE HARNESS PROTECTOR DE ARNES DE CABLE	1	1	1	1	
7	90387-06M26	.COLLAR .ESPACIADOR	6	6	6	6	
8	90465-14M66	CLAMP BRIDA	2	2	2	2	
9	90464-19M45	CLAMP BRIDA	4	4	4	4	
10	6P2-85722-00	INSULATOR AISLANTE	2	2	2	2	
11	97095-06035	BOLT PERNO	6	6	6	6	
12	92995-06600	WASHER ARANDELA	6	6	6	6	
13	90464-06001	CLAMP BRIDA	1	1	1	1	
14	90464-14010	CLAMP BRIDA	1	1	1	1	
15	90465-13M18	CLAMP BRIDA	3	3	3	3	
16	69J-82563-00	TRIM & TILT SWITCH ASSY INTERRUPTOR DE INCLINACION	1	1	1	1	
17	6P3-82553-00	EXTENSION, WIRE LEAD CABLE			1	1	
18	90464-10M57	CLAMP BRIDA			1	1	
19	69J-42723-01	COVER, BOTTOM CUBIERTA INFERIOR	1	1	1	1	
20	69J-82587-00	GASKET EMPAQUETADURA	2	2	2	2	
21	69J-83614-10	BRACKET SOPORTE	2	2	2	2	
22	90109-06M86	BOLT PERNO	4	4	4	4	
23	69J-81949-02	WIRE, LEAD (ISOLATOR, 3.8M) CABLE CONDUCTOR, 3.8M	1	1	1	1	AP EXCEPT FOR BRA AP EXCEPT FOR BRA



6AL8100-L200

FIG. 21 STARTING MOTOR

MOTOR DE ARRANQUE

REF. NO.	PART NO. CODIGO N°	DESCRIPTION DESCRIPCION	6AL9	6AS8	6AM9	6AT8	REMARKS OBSERVACIONES
1	6BR-81800-01	STARTING MOTOR ASSY MOTOR DE ARRANQUE COMPLETO	1	1	1	1	
2	67F-81850-00	..ARMATURE ASSY ..INDUCIDO COMPLETO	1	1	1	1	
3	67F-81810-00	..STATOR ASSY ..ESTATOR COMPLETO	1	1	1	1	
4	69J-81840-00	..BRUSH HOLDER ASSY ..SOSTEN DE ESCOBILLA COMPLETO	1	1	1	1	
5	69J-81801-00	..BRUSH SET ..JUEGO DE ESCOBILLA	1	1	1	1	
6	67F-81813-00	..SPRING, BRUSH ..RESORTE DE ESCOBILLA	4	4	4	4	
7	67F-81820-00	..REAR BRACKET ASSY ..CUBIERTA TRASERA COMPL	1	1	1	1	
8	67F-81808-00	..PINION ASSY ..PINON	1	1	1	1	
9	67F-81857-00	..PINION STOPPER SET ..JUEGO TAPON PINON	1	1	1	1	
10	67F-81807-00	..GEAR ASSY, STARTING MOTOR ..PINON CONJUNTO	1	1	1	1	
11	67F-81832-00	..CLUTCH, OVER RUN ..PINON COMPL	1	1	1	1	
12	67F-81836-00	..SHAFT, PINION ..ARBOL, PINON	1	1	1	1	
13	67F-81821-00	..BRACKET, CENTER 1 ..SOPORTE, CENTRO 1	1	1	1	1	
14	67F-81841-00	..BEARING ..PORTADOR	1	1	1	1	
15	67F-8183R-00	..GASKET ..EMPAQUETADURA	1	1	1	1	
16	67F-81891-00	..GEAR, RING ..ENGRANAJE ANILLO	1	1	1	1	WITH 67F-8183R-00 WITH 67F-8183R-00
17	67F-81830-00	..BRACKET, CENTER 2 ..SOPORTE, CENTRO 2	1	1	1	1	
18	60V-8183T-00	..GEAR, IDLER ..ENGRENAJE NEUTRO	3	3	3	3	
19	67F-81809-00	..WASHER KIT ..JUEGO DE ARANDELA	1	1	1	1	
20	69J-81842-00	..COVER ..TAPA	1	1	1	1	
21	6C5-81839-00	..LEVER ASSY ..PALANCA COMPL.	1	1	1	1	
22	63P-81941-00	..STARTER RELAY ASSY ..RELE DE ARRANQUE	1	1	1	1	
23	6C5-81869-00	..COVER, DUST ..CUBIERTA PARA POLVO	1	1	1	1	
24	6K7-81826-11	..BOLT ..PERNO	2	2	2	2	
25	69J-81828-00	..SCREW 2 ..TORNILLO DE EMPUJE 2	2	2	2	2	
26	67F-81846-00	..SCREW ..TORNILLO	2	2	2	2	
27	97013-08045	BOLT PERNO	3	3	3	3	

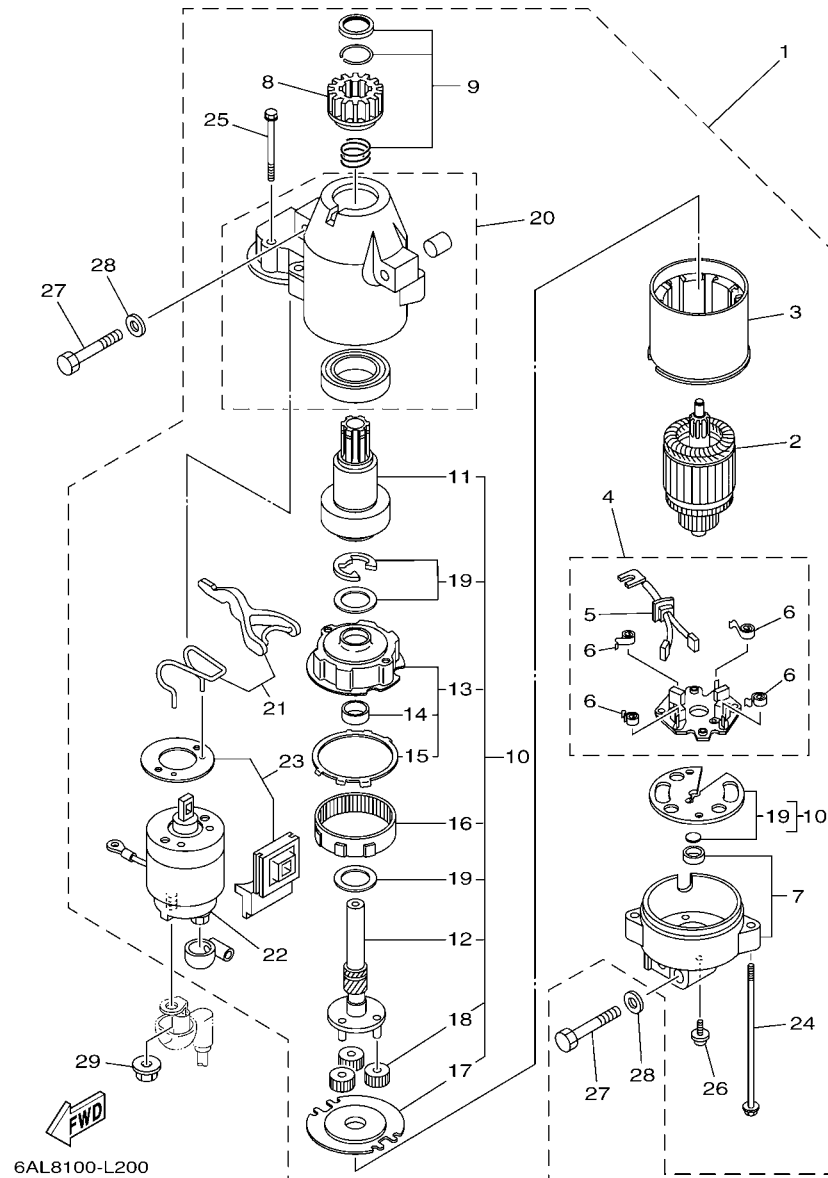


FIG. 21 STARTING MOTOR

MOTOR DE ARRANQUE

REF. NO.	PART NO. CODIGO Nº	DESCRIPTION DESCRIPCION	6AL9	6AS8	6AM9	6AT8	REMARKS OBSERVACIONES
28	92903-08600	WASHER, PLATE RONDANA SENCILLA	3	3	3	3	
29	90179-08003	NUT TUERCA	1	1	1	1	

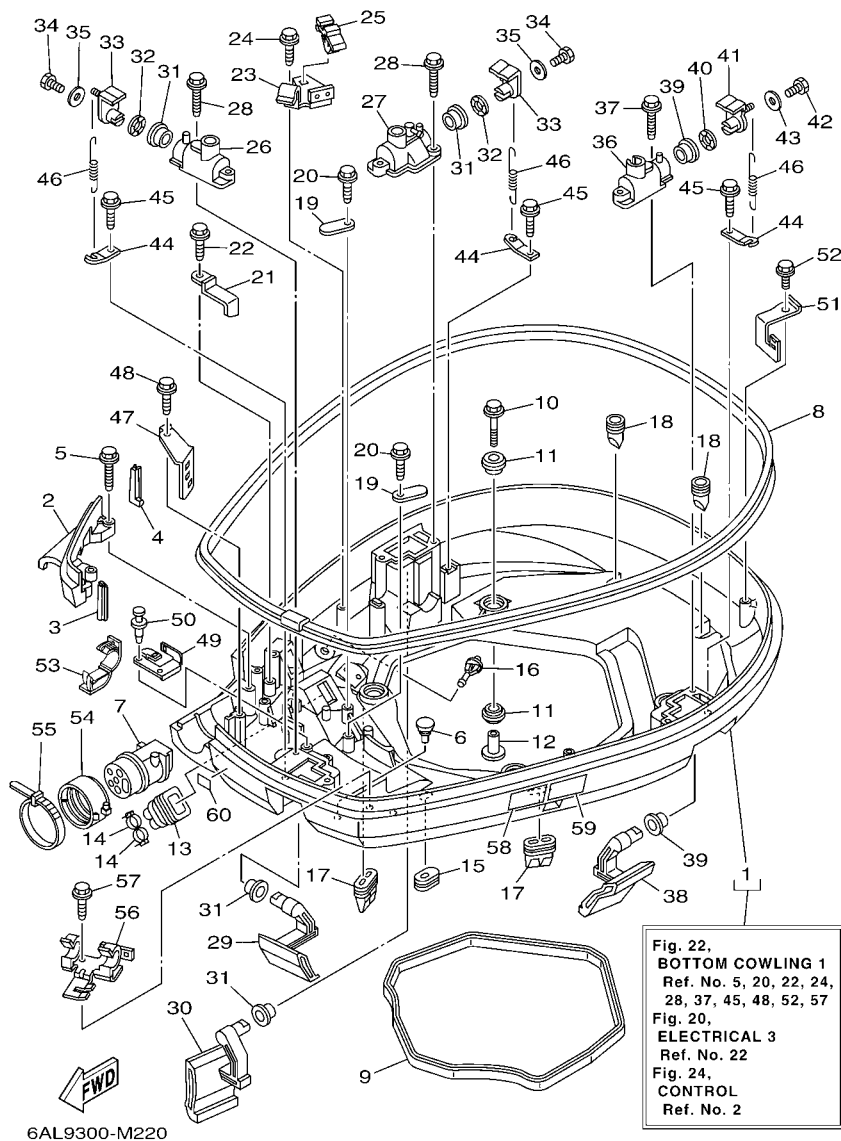


FIG. 22 BOTTOM COWLING 1

CUBIERTA INFERIOR 1

REF. NO.	PART NO. CODIGO Nº	DESCRIPTION DESCRIPCION	6AL9	6AS8	6AM9	6AT8	REMARKS OBSERVACIONES
1	6P2-42710-00-8D	BOTTOM COWLING ASSY CUBIERTA INFERIOR COMPL.	1	1	1	1	
2	6P2-42738-00-8D	PLATE, FITTING PLACA DE AJUSTE	1	1	1	1	
3	6P2-42717-00	RUBBER, SEAL 2 GOMA	1	1	1	1	
4	6P2-42718-00	RUBBER, SEAL 3 GOMA	1	1	1	1	
5	90109-06M82	BOLT PERNO	2	2	2	2	
6	6H4-42748-00	GROMMET TAPON	2	2	2	2	
7	6P2-42725-00	GROMMET TAPON	1	1	1	1	
8	6P2-42615-00	SEAL SELLO	1	1	1	1	
9	69J-42716-00	RUBBER, SEAL 1 SELLO DE GOMA 1	1	1	1	1	
10	90119-08M22	BOLT, WITH WASHER TORNILLO CON ARANDELA	4	4	4	4	
11	90480-22M81	GROMMET TAPON	8	8	8	8	
12	90387-08M37	COLLAR ESPACIADOR	4	4	4	4	
13	6H1-42726-21	GROMMET TAPON	1	1	1	1	
14	90465-11M10	CLAMP BRIDA	2	2	2	2	
15	61A-42727-00	GROMMET TAPON	1	1	1	1	
16	6P2-44391-00	NIPPLE, HOSE NIPLE MANGUERA	1	1	1	1	
17	69J-42717-00	RUBBER, SEAL 2 GOMA	2	2	2	2	
18	61A-42717-00	RUBBER, SEAL 2 GOMA	2	2	2	2	
19	6E5-82588-00	PLATE PLACA	2	2	2	2	
20	90109-06M81	BOLT PERNO	2	2	2	2	
21	90462-20001	CLAMP BRIDA	1	1			
22	90109-06M86	BOLT PERNO	1	1			
23	6P2-82554-00	STAY, NEUTRAL SWITCH SOPORTE INTERRUPTOR DE NEUTRAL	1	1	1	1	
24	90109-06M86	BOLT PERNO	1	1	1	1	
25	90464-09M47	CLAMP BRIDA	1	1	1	1	
26	69J-42828-02-9S	PLATE, CLAMP PLACA, GRAMPA	1	1	1	1	
27	6P2-42828-00-9S	PLATE, CLAMP PLACA, GRAMPA	1	1	1	1	

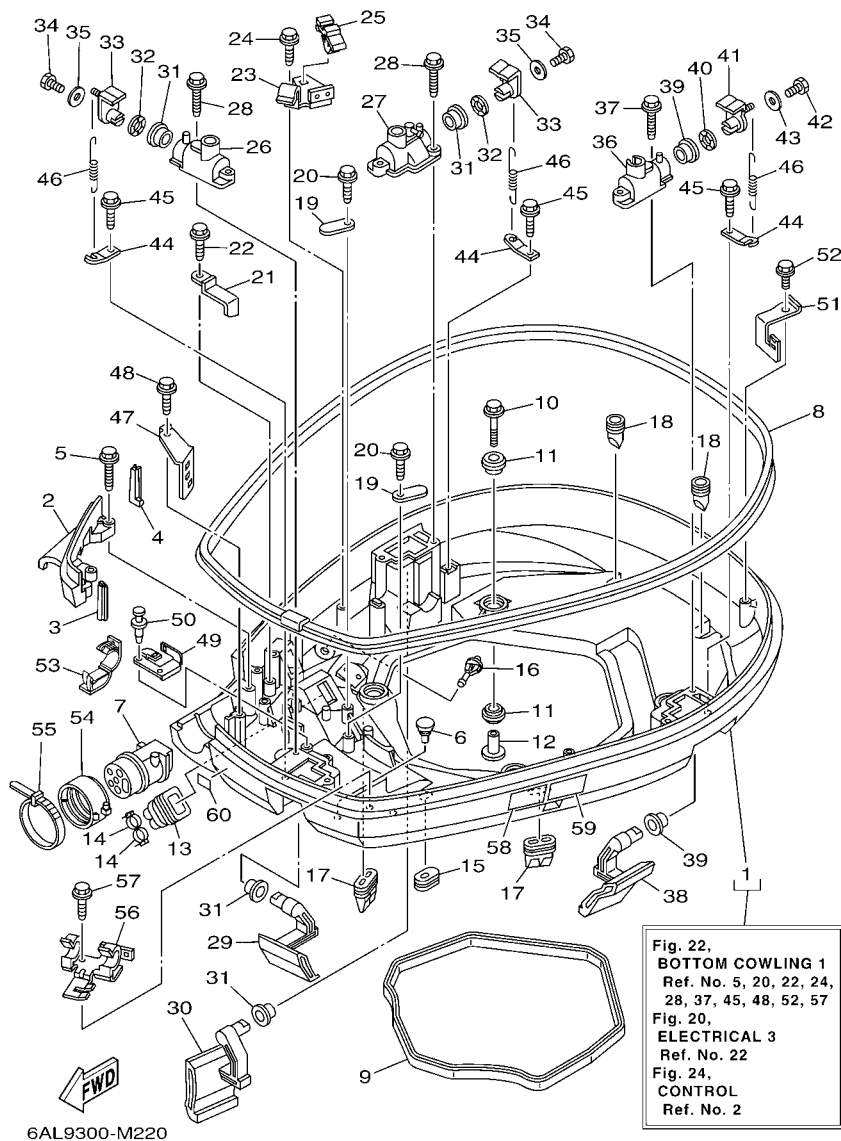


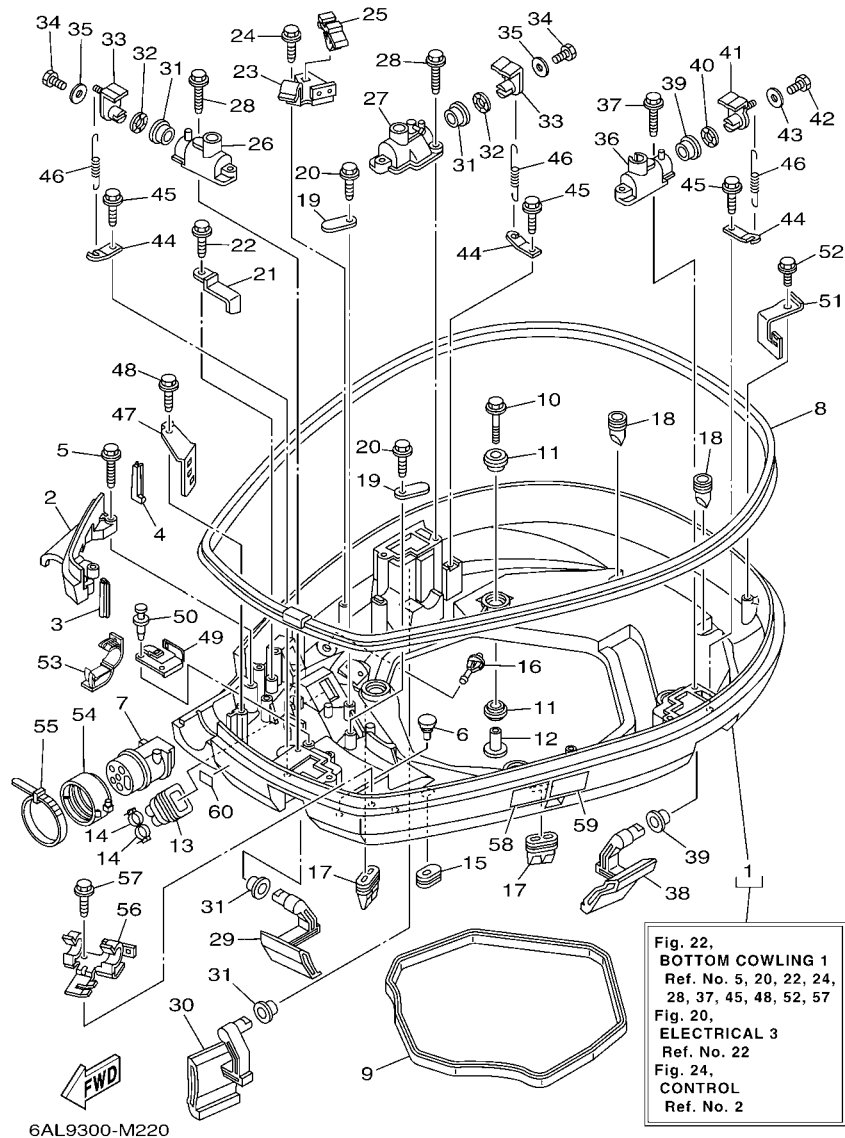
FIG. 22 BOTTOM COWLING 1

CUBIERTA INFERIOR 1

REF. NO.	PART NO. CODIGO Nº	DESCRIPTION DESCRIPCION	6AL9	6AS8	6AM9	6AT8	REMARKS OBSERVACIONES
28	90109-06M82	BOLT PERNO	4	4	4	4	
29	69J-42815-00-8D	LEVER, CLAMP PALANCA ABRAZADERA	1	1	1	1	
30	69J-42817-00-8D	LEVER, CLAMP PALANCA ABRAZADERA	1	1	1	1	
31	90386-15M73	BUSH BUJE	4	4	4	4	
32	90206-15M18	WASHER, WAVE ARANDELA ONDULADA	2	2	2	2	
33	63P-42818-01	LEVER, CLAMP PALANCA, ABRAZADERA	2	2	2	2	
34	97095-06020	BOLT PERNO	2	2	2	2	
35	90201-06068	WASHER, PLATE ARANDELA PLANA	2	2	2	2	
36	68F-42828-11-9S	PLATE, CLAMP PLACA, GRAMPA	1	1	1	1	
37	90109-06M82	BOLT PERNO	2	2	2	2	
38	69J-42816-00-8D	LEVER, CLAMP PALANCA ABRAZADERA	1	1	1	1	
39	90386-15M73	BUSH BUJE	2	2	2	2	
40	90206-15M18	WASHER, WAVE ARANDELA ONDULADA	1	1	1	1	
41	68V-42818-01	LEVER, CLAMP PALANCA, ABRAZADERA	1	1	1	1	
42	97095-06020	BOLT PERNO	1	1	1	1	
43	90201-06068	WASHER, PLATE ARANDELA PLANA	1	1	1	1	
44	64D-43144-00	HOOK, SPRING GANCHO	3	3	3	3	
45	90109-06M86	BOLT PERNO	3	3	3	3	
46	90506-18M40	SPRING, TENSION RESORTE DE TENSION	3	3	3	3	
47	6P2-42743-00	BRACKET SOPORTE	1	1	1	1	
48	90109-06M82	BOLT PERNO	1	1	1	1	
49	6P2-42766-10	BRACKET 2 SOPORTE 2	1	1	1	1	
50	90269-05005	RIVET REMACHE	2	2	2	2	
51	69J-8366G-02	BRACKET 3 SOPORTE 3	1	1	1	1	
52	90109-06M86	BOLT PERNO	1	1	1	1	
53	90464-18004	CLAMP BRIDA	2	2	2	2	
54	68F-42753-00	FASTNER TIRADOR	1	1	1	1	AP AP

FIG. 22 BOTTOM COWLING 1

CUBIERTA INFERIOR 1

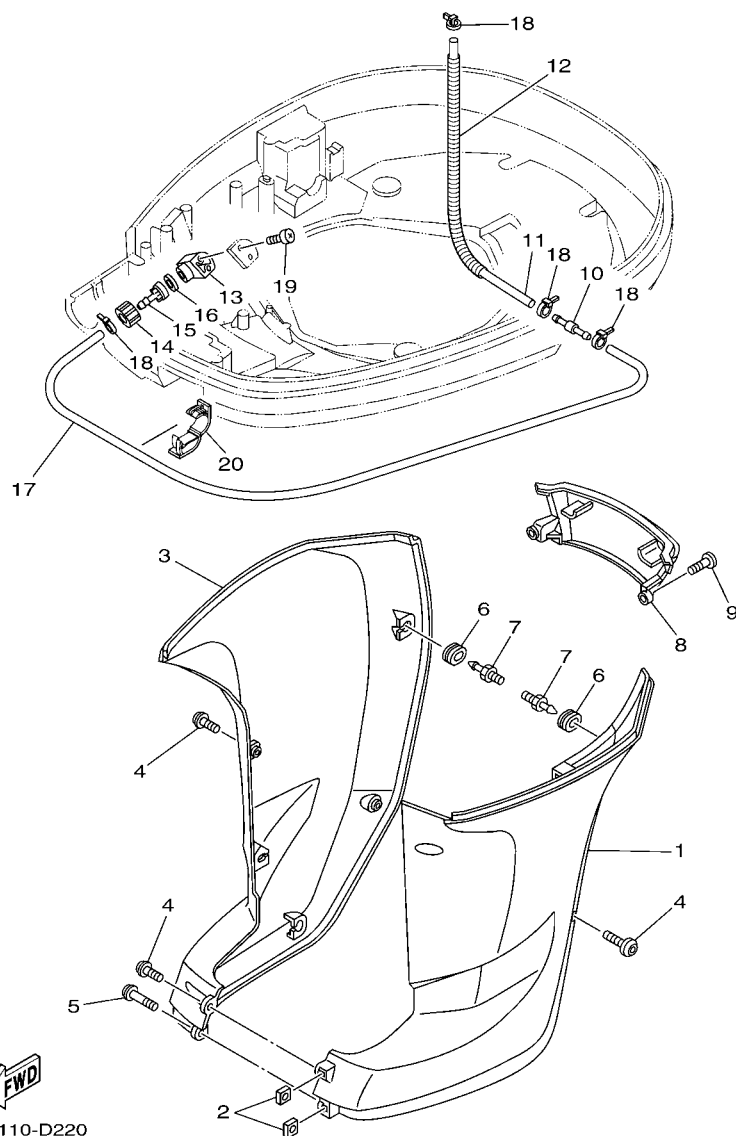


6AL9300-M220

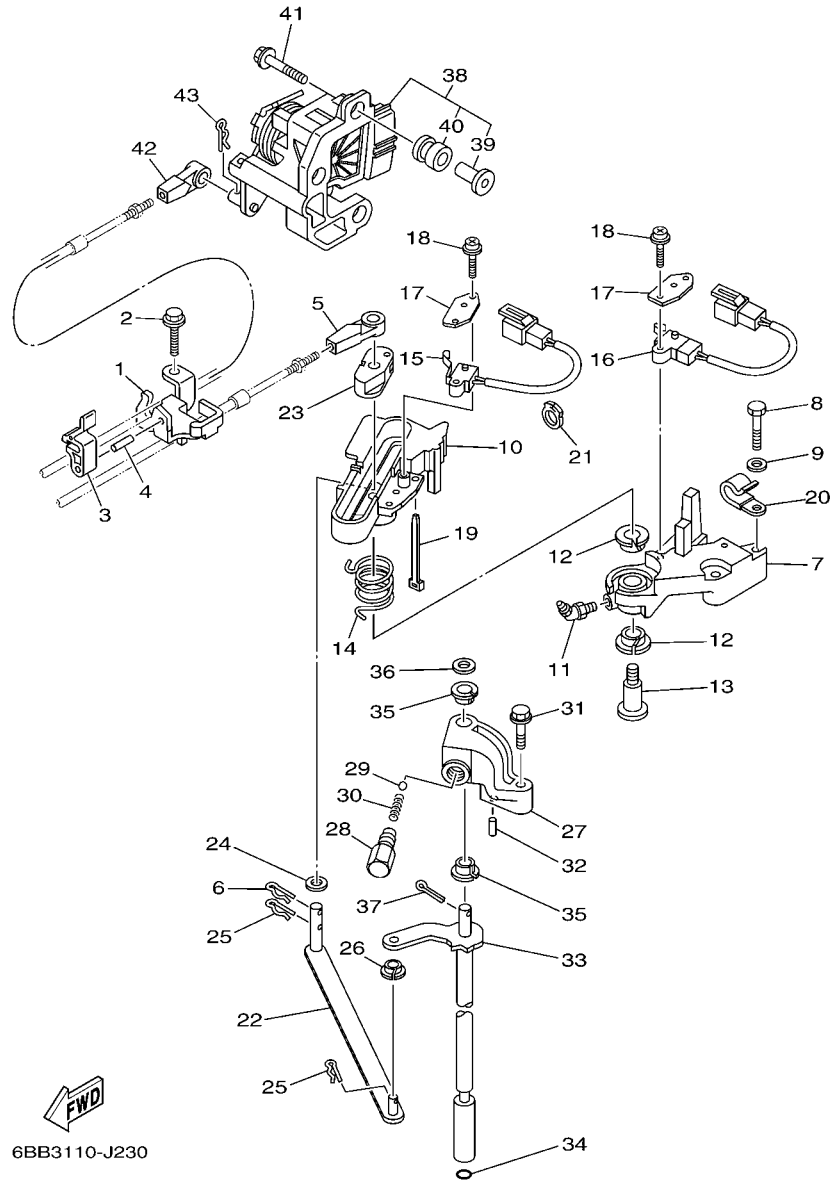
REF. NO.	PART NO. CODIGO Nº	DESCRIPTION DESCRIPCION	6AL9	6AS8	6AM9	6AT8	REMARKS OBSERVACIONES
55	90464-20258	CLAMP BRIDA	1	1	1	1	AP AP
56	6P2-82594-00	CLAMP GRAMPA	1	1	1	1	
57	90109-06M86	BOLT PERNO	1	1	1	1	
58	6AH-42794-40	LABEL, WARNING (GENERAL) ETIQUETA DE PRECAUCION	1	1	1	1	EXCEPT FOR BRA EXCEPT FOR BRA
	6AH-42794-70	LABEL, WARNING (GENERAL) ETIQUETA DE PRECAUCION	1	1	1	1	FOR BRA FOR BRA
59	6AH-42794-50	LABEL, WARNING (GENERAL) ETIQUETA DE PRECAUCION	1	1	1	1	FOR CAR FOR CAR
60	6AH-81996-00	MARK MARCA	1	1	1	1	FOR CAR FOR CAR

FIG. 23 BOTTOM COWLING 2

CUBIERTA INFERIOR 2



REF. NO.	PART NO. CODIGO Nº	DESCRIPTION DESCRIPCION	6AL9	6AS8	6AM9	6AT8	REMARKS OBSERVACIONES
1	69J-42741-00-8D	APRON MANDIL	1	1	1	1	
2	90173-06001	NUT, SQUARE TUERCA CUADRADA	2	2	2	2	
3	69J-42771-00-8D	APRON MANDIL	1	1	1	1	
4	90111-06144	BOLT,HEX. SOCKET BUTTON TORNILLO	5	5	5	5	
5	90111-06142	BOLT,HEX. SOCKET BUTTON TORNILLO	1	1	1	1	
6	90480-14M17	GROMMET TAPON	6	6	6	6	
7	69J-42774-10	STAY, APRON 1 BUJEDEL PIVOTE DE LA FLECHA	6	6	6	6	
8	69J-45151-00-8D	COVER, UPPER CASING CUBIERTA FUNDA SUPERIOR	1	1	1	1	
9	90111-06144	BOLT,HEX. SOCKET BUTTON TORNILLO	2	2	2	2	
10	6E5-24379-00	PIPE, JOINT 4 TUBO DE UNION 4	1	1	1	1	
11	90445-11M47	HOSE (L370) TUBO (L370)	1	1	1	1	
12	90447-13009	TUBE TUBO	1	1	1	1	
13	68T-12572-00	ADAPTER ADAPTADOR	1	1	1	1	
14	6R3-12581-00	JOINT, HOSE 1 CONEXION	1	1	1	1	
15	6R3-12582-00	JOINT, HOSE 2 CONEXION	1	1	1	1	
16	6R3-12583-00	GASKET, HOSE JOINT EMPAQUETADURA JUNTA DE MANGUE	1	1	1	1	
17	90445-11028	HOSE (L1050) TUBO (L1050)	1	1	1	1	
18	90465-11M10	CLAMP BRIDA	4	4	4	4	
19	97780-60520	SCREW, TAPPING TORNILLO DE CABEZA DE CONO ACH	2	2	2	2	
20	90464-18004	CLAMP BRIDA	1	1	1	1	



6BB3110-J230

FIG. 24 CONTROL

CONTROL

REF. NO.	PART NO. CODIGO Nº	DESCRIPTION DESCRIPCION	6AL9	6AS8	6AM9	6AT8	REMARKS OBSERVACIONES
1	6P2-48531-00	BRACKET, REMOTE CONTROL 1 SOPORTE DE CONTROL REMOTO	1	1	1	1	
2	90109-06M86	BOLT PERNO	2	2	2	2	
3	63P-48538-00	CLAMP, CABLE 1 GRAMPA DE CABLE	1	1	1	1	
4	91690-30010	PIN, SPRING PASADOR DE RESORTE	1	1	1	1	
5	6E5-48344-00	CABLE END, REMOTE CONTROL BASE CONTROL	1	1	1	1	
6	90468-18008	CLIP PRESILLA	1	1	1	1	
7	69J-44117-00	BRACKET SOPORTE	1	1	1	1	
8	97095-06035	BOLT PERNO	2	2	2	2	
9	92995-06600	WASHER ARANDELA	2	2	2	2	
10	69J-44176-01	BRACKET SOPORTE	1	1	1	1	
11	93700-06M01	NIPPLE, GREASE BOQUILLA DE ENGRASAR	1	1	1	1	
12	90386-12069	BUSH BUJE	2	2	2	2	
13	90109-08019	BOLT PERNO	1	1	1	1	
14	90508-20020	SPRING, TORSION RESORTE DE TORSION	1	1	1	1	
15	60V-8259F-00	SWITCH ASSY INTERRUPTOR	1	1	1	1	
16	69J-8259F-00	SWITCH ASSY INTERRUPTOR	1	1	1	1	
17	61A-82588-01	PLATE PLACA	2	2	2	2	
18	97985-04116	SCREW, WITH WASHER TORNILLO, CON ARANDELA	4	4	4	4	
19	90465-11M10	CLAMP BRIDA	1	1	1	1	
20	90465-06M86	CLAMP BRIDA	1	1	1	1	
21	90464-09010	CLAMP BRIDA	1	1	1	1	
22	6P2-44121-00	LEVER, SHIFT ROD PALANCA VARILLA CAMBIOS	1	1	1	1	
23	69J-44122-00	BUSHING, SHIFT ROD LEVER BUJE PALANCA VARILLA DE CAMBIO	1	1	1	1	
24	90202-08M20	WASHER, PLATE ARANDELA DE PLANA	1	1	1	1	
25	90468-18008	CLIP PRESILLA	2	2	2	2	
26	90386-06M12	BUSH BUJE	1	1	1	1	
27	69J-44118-00	BRACKET SOPORTE	1	1	1	1	

6BB3110-J230

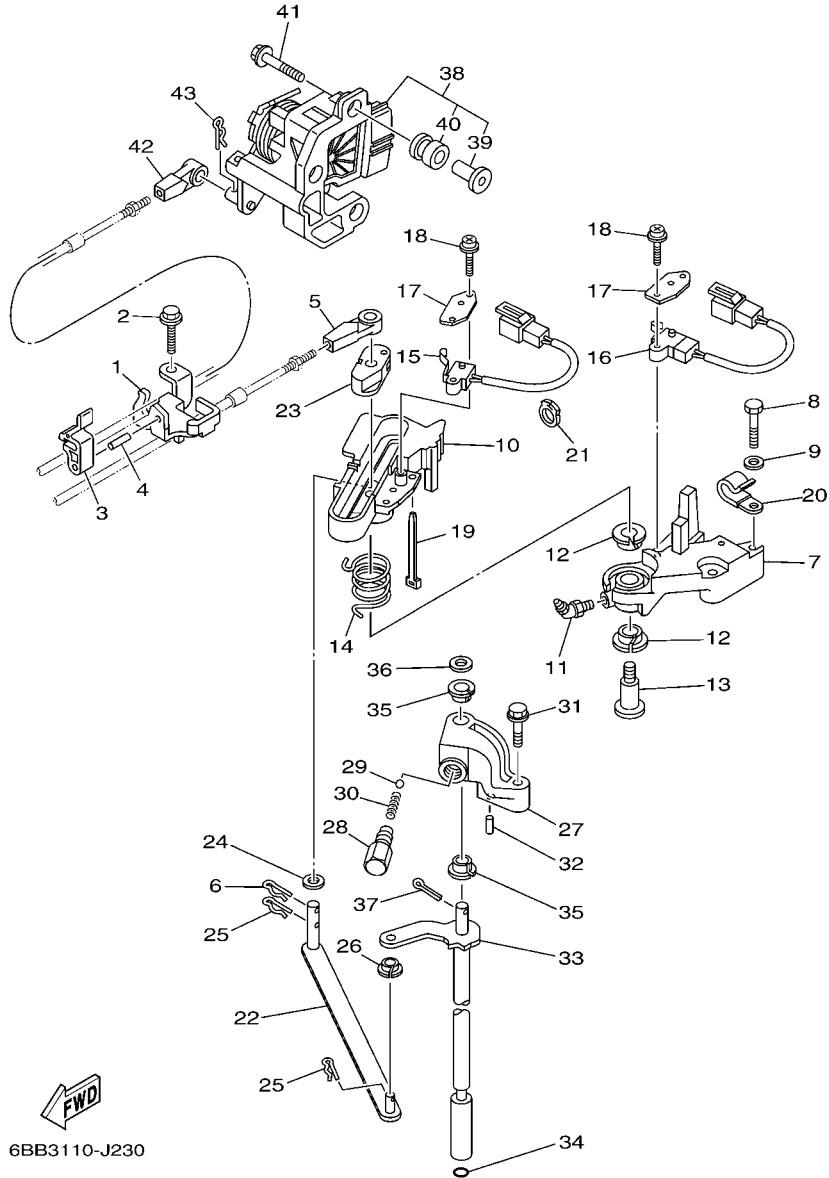



FIG. 24 CONTROL

CONTROL

REF. NO.	PART NO. CODIGO Nº	DESCRIPTION DESCRIPCION	6AL9	6AS8	6AM9	6AT8	REMARKS OBSERVACIONES
28	648-42715-00	BUSHING BUJE	1	1	1	1	
29	93501-04M02	BALL BOLA	1	1	1	1	
30	90501-12082	SPRING, COMPRESSION RESORTE DE COMPRESION	1	1	1	1	
31	97575-06535	BOLT, WITH WASHER PERNO CON ARANDELA	1	1	1	1	
32	91690-30010	PIN, SPRING PASADOR DE RESORTE	1	1	1	1	
33	69J-44120-00	HANDLE GEAR SHIFT ASSY MANIJA DE CAMBIO COMPL	1	1	1	1	X(25.3") X(25.3")
	69J-44120-10	HANDLE GEAR SHIFT ASSY MANIJA DE CAMBIO COMPL		1			U(30.3") U(30.3")
34	93210-09165	O-RING ANILLO O	1	1	1	1	
35	90386-90M90	BUSH BUJE	2	2	2	2	
36	90201-09M02	WASHER, PLATE ARANDELA PLANA	1	1	1	1	
37	91490-20015	PIN, COTTER CHAVETA	1	1	1	1	
38	6P2-8A410-01	SENSOR UNIT UNIDAD DE SENSOR	1	1	1	1	
39	6P2-44139-00	.COLLAR .COLLAR	3	3	3	3	
40	6CB-41273-00	.GROMMET .TAPON PROTECTOR	3	3	3	3	
41	90119-06126	BOLT, WITH WASHER TORNILLO CON ARANDELA	3	3	3	3	
42	6E5-48344-00	CABLE END, REMOTE CONTROL BASE CONTROL	1	1	1	1	
43	90468-18008	CLIP PRESILLA	1	1	1	1	

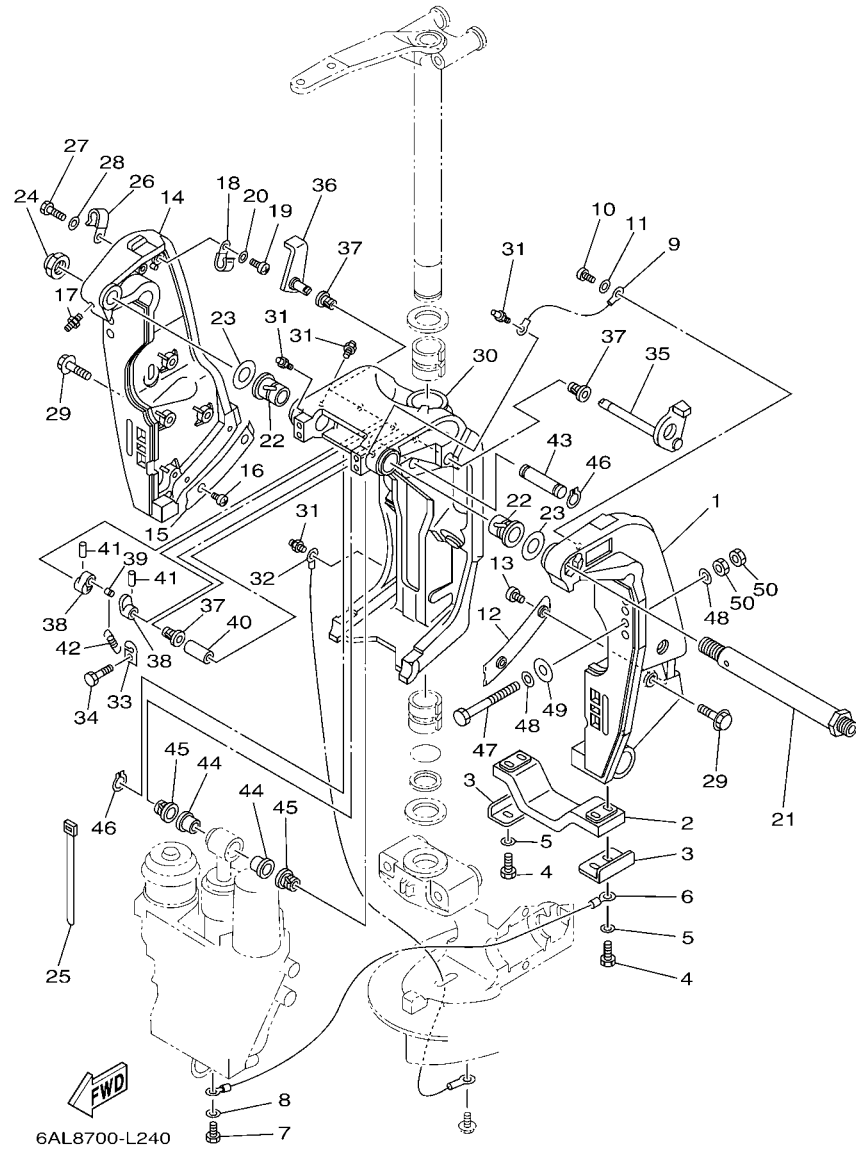


FIG. 25 BRACKET 1

SOPORTE 1

REF. NO.	PART NO. CODIGO Nº	DESCRIPTION DESCRIPCION	6AL9	6AS8	6AM9	6AT8	REMARKS OBSERVACIONES
1	69J-43111-02-8D	BRACKET, CLAMP 1 SOPORTE DE LA ABRAZADERA 1	1	1	1	1	
2	6G5-45251-02	ANODE CATODE	1	1	1	1	
3	6G5-44526-00	PLATE PLACA 1	2	2	2	2	
4	97095-06025	BOLT PERNO	4	4	4	4	
5	92995-06600	WASHER ARANDELA	4	4	4	4	
6	6H1-82148-00	WIRE, LEAD 4 CABLE CONDUCTOR 4	1	1	1	1	
7	97095-06010	BOLT PERNO	1	1	1	1	
8	92995-06600	WASHER ARANDELA	1	1	1	1	
9	6E5-82148-00	WIRE, LEAD 4 CABLE CONDUCTOR 4	1	1	1	1	
10	97885-06012	SCREW, PAN HEAD TORNILLO A MUESCA	1	1	1	1	
11	92995-06600	WASHER ARANDELA	1	1	1	1	
12	61A-43132-00	WASHER, FRICTION ARANDELA DE FRICCION	1	1	1	1	
13	97885-06010	SCREW, PAN HEAD TORNILLO A MUESCA	2	2	2	2	
14	69J-43112-01-8D	BRACKET, CLAMP 2 SOPORTE DE LA ABRAZADERA 2	1	1	1	1	
15	61A-43133-00	WASHER, FRICTION RONDANA	1	1	1	1	
16	97885-06010	SCREW, PAN HEAD TORNILLO A MUESCA	2	2	2	2	
17	93700-06M03	NIPPLE, GREASE BOQUILLA DE ENGRASAR	1	1	1	1	
18	90465-08M83	CLAMP BRIDA	1	1	1	1	
19	97885-06012	SCREW, PAN HEAD TORNILLO A MUESCA	1	1	1	1	
20	92995-06600	WASHER ARANDELA	1	1	1	1	
21	6R3-43131-00	BOLT, CLAMP BRACKET TORNILLO DE ABRAZADERA DEL SOP	1	1	1	1	
22	90386-25M31	BUSH BUJE	2	2	2	2	
23	90201-26M59	WASHER, PLATE ARANDELA PLANA	2	2	2	2	
24	90185-22M11	NUT, SELF-LOCKING TUERCA AUTOBLOCANTE	1	1	1	1	
25	90465-11M10	CLAMP BRIDA	4	4	4	4	
26	90465-08M83	CLAMP BRIDA	1	1	1	1	
27	97095-06014	BOLT PERNO	1	1	1	1	

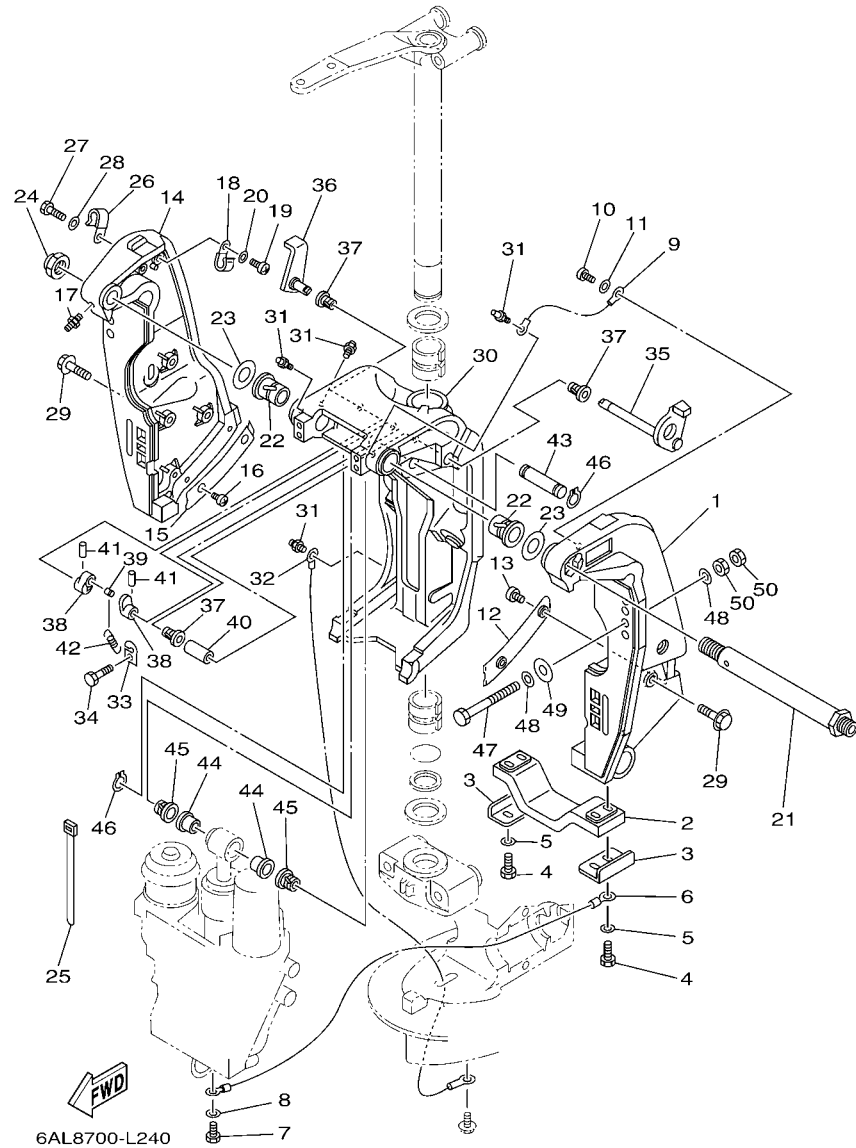


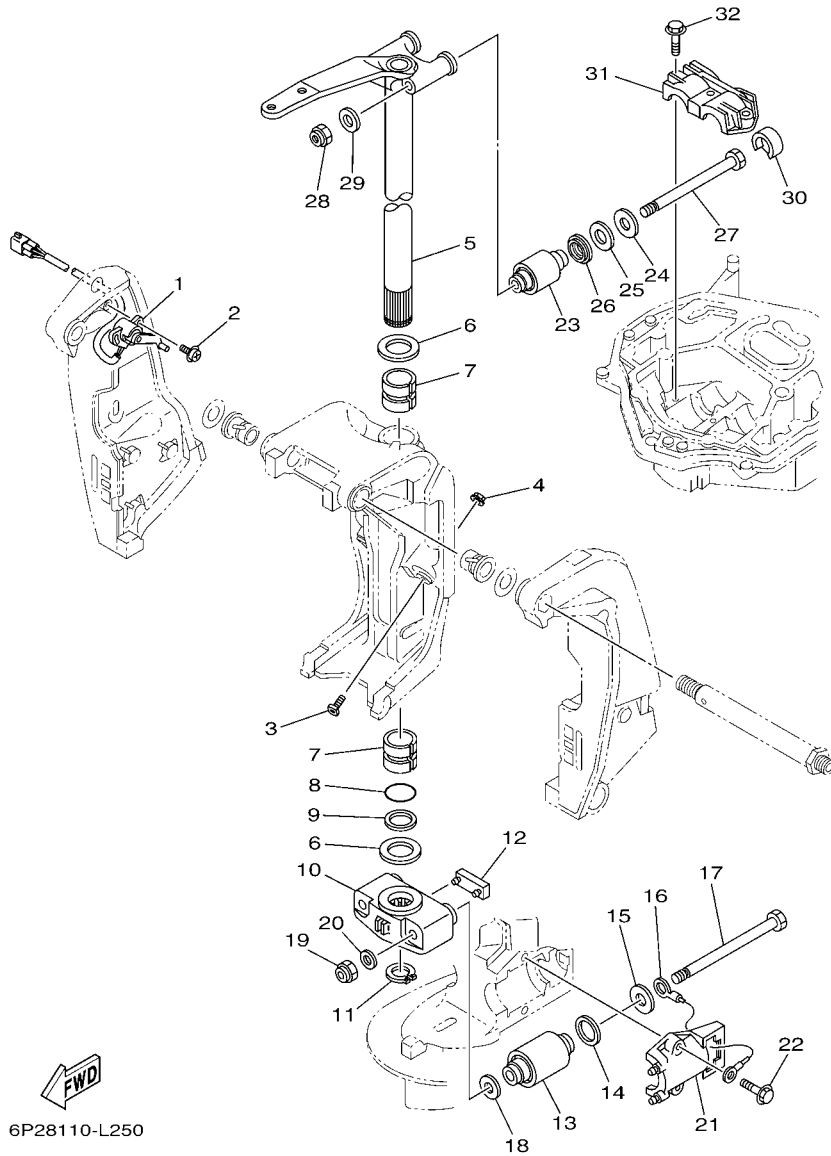
FIG. 25 BRACKET 1

SOPORTE 1

REF. NO.	PART NO. CODIGO Nº	DESCRIPTION DESCRIPCION	6AL9	6AS8	6AM9	6AT8	REMARKS OBSERVACIONES
28	92995-06600	WASHER ARANDELA	1	1	1	1	
29	90119-10024	BOLT, WITH WASHER TORNILLO CON ARANDELA	8	8	8	8	
30	61A-43311-22-8D	BRACKET, SWIVEL 1 SOPORTE GIRATORIO 1	1	1	1	1	
31	93700-06M03	NIPPLE, GREASE BOQUILLA DE ENGRASAR	5	5	5	5	
32	69J-82147-00	WIRE, LEAD 5 CABLE CONDUCTOR 5	1	1	1	1	
33	6G5-43144-00	HOOK, SPRING GANCHO	1	1	1	1	
34	97095-06010	BOLT PERNO	1	1	1	1	
35	61A-43181-01	LEVER, TILT STOP 1 PALANCA TOPE INCLINACION 1	1	1	1	1	
36	6G5-43185-02	LEVER, TILT STOP 2 PALANCA TOPE INCLINACION 2	1	1	1	1	
37	90386-10M16	BUSH BUJE	3	3	3	3	
38	6G5-43148-00	COLLAR, DISTANCE COLLAR	2	2	2	2	
39	90249-06M19	PIN PASADOR	1	1	1	1	
40	90387-10M05	COLLAR ESPACIADOR	1	1	1	1	
41	91690-30020	PIN, SPRING PASADOR DE RESORTE	2	2	2	2	
42	90506-16003	SPRING, TENSION RESORTE DE TENSION	1	1	1	1	
43	6E5-43126-10	PIN, UPPER SHOCK MOUNT PASADOR DE AMORTIGUADOR SUPERIOR	1	1	1	1	
44	90386-18M63	BUSH BUJE	2	2	2	2	
45	90386-18M14	BUSH BUJE	2	2	2	2	
46	93410-18M05	CIRCLIP SEGURO	2	2	2	2	
47	90101-12M05	BOLT (L:130MM) TORNILLO (L:130MM)	4	4	4	4	UR EXCEPT FOR BRA UR EXCEPT FOR BRA
	90101-12M05	BOLT (L:130MM) TORNILLO (L:130MM)	2	2	2	2	UR FOR BRA UR FOR BRA
	90101-12047	BOLT (L:150MM) TORNILLO (L:150MM)	2	2	2	2	UR FOR BRA UR FOR BRA
48	90201-13M01	WASHER, PLATE ARANDELA PLANA	8	8	8	8	
49	90201-12426	WASHER, PLATE ARANDELA PLANA	4	4	4	4	
50	95380-12600	NUT TUERCA	8	8	8	8	

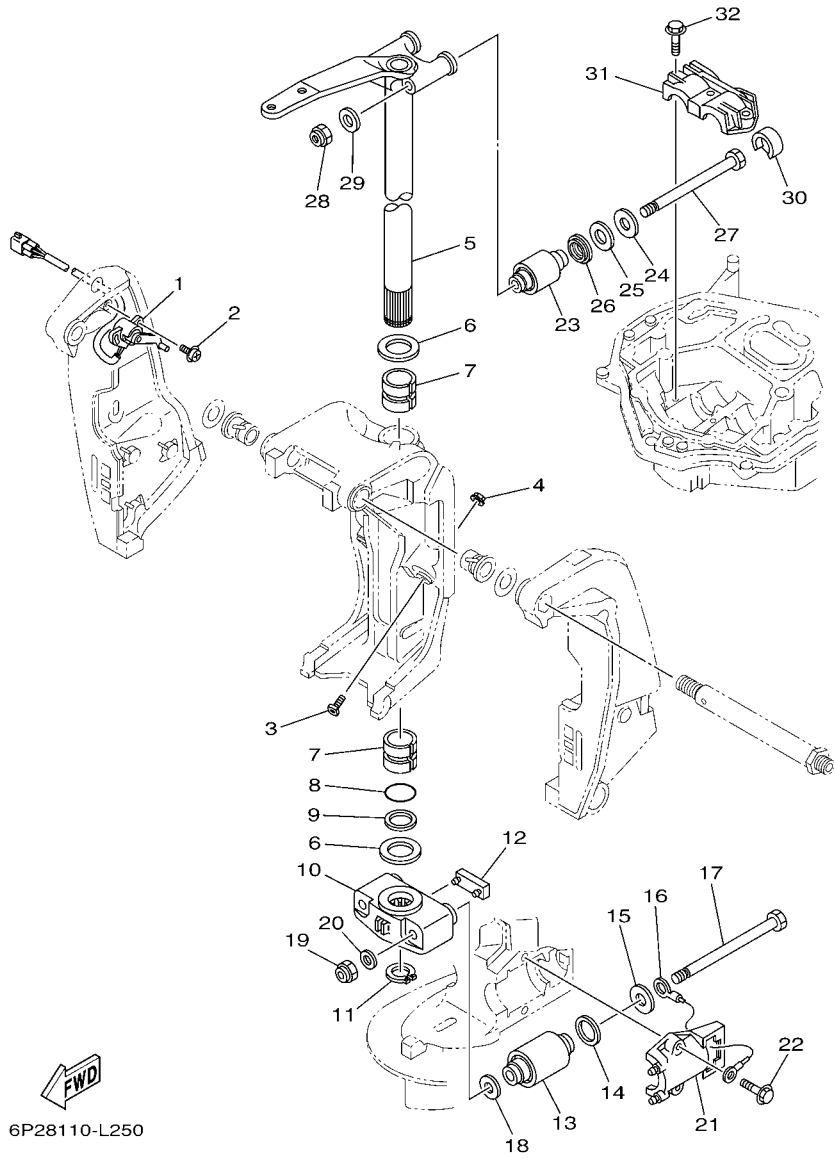
FIG. 26 BRACKET 2

SOPORTE 2



6P28110-L250

REF. NO.	PART NO. CODIGO Nº	DESCRIPTION DESCRIPCION	6AL9	6AS8	6AM9	6AT8	REMARKS OBSERVACIONES
1	69J-83672-11	TRIM SENDER TRANSMISOR DE INCLINADOR	1	1	1	1	
2	97985-06216	SCREW, WITH WASHER TORNILLO, CON ARANDELA	2	2	2	2	
3	61A-43376-00	BOLT, THRUST RECEIVER TORNILLO RECEPTOR	2	2	2	2	
4	95780-10300	NUT, FLANGE TUERCA	2	2	2	2	
5	69J-42510-00-8D	STEERING BRACKET ASSY SOPORTE DIRECCION COMPL.	1	1	1	1	
6	90201-40M00	WASHER, PLATE ARANDELA PLANA	2	2	2	2	
7	90386-39M89	BUSH BUJE	2	2	2	2	
8	93210-35321	O-RING ANILLO O	1	1	1	1	
9	90202-40M47	WASHER, PLATE ARANDELA DE PLANA	1	1	1	1	
10	69J-44551-00-8D	HOUSING, LOWER MOUNT RUBBER 1 CAJA AMORTIGUADOR INFERIOR HU	1	1	1	1	
11	93410-37M04	CIRCLIP SEGURO	1	1	1	1	
12	61A-44575-00	DAMPER, LOWER MOUNT RUBBER AMORTIGUADOR INFERIOR	1	1	1	1	
13	60X-44555-00	MOUNT DAMPER, LOWER SIDE AMORTIGUADOR DE HULE LADO INFE	2	2	2	2	
14	90202-32M19	WASHER, PLATE ARANDELA DE PLANA	2	2	2	2	
15	90201-16016	WASHER, PLATE ARANDELA PLANA	2	2	2	2	
16	6E5-82149-00	WIRE, LEAD 3 CABLE CONDUCTOR 3	1	1	1	1	
17	90101-14002	BOLT TORNILLO	2	2	2	2	
18	90201-15M58	WASHER, PLATE ARANDELA PLANA	2	2	2	2	
19	90185-14M00	NUT, SELF-LOCKING TUERCA AUTOBLOCANTE	2	2	2	2	
20	92995-14600	WASHER ARANDELA	2	2	2	2	
21	61A-44552-01-CA	HOUSING, LOWER MOUNT RUBBER 2 CAJA AMORTIGUADOR INFERIOR HU	2	2	2	2	
22	90119-10024	BOLT, WITH WASHER TORNILLO CON ARANDELA	4	4	4	4	
23	69J-44514-00	MOUNT DAMPER, UPPER SIDE AMORTIGUADOR LADO SUPERIOR	2	2	2	2	
24	90201-16015	WASHER, PLATE ARANDELA PLANA	2	2	2	2	
25	90202-28M46	WASHER, PLATE ARANDELA DE PLANA	2	2	2	2	
26	69J-44532-00	STOPPER, UPPER MOUNT RETEN	2	2	2	2	
27	90101-14003	BOLT TORNILLO	2	2	2	2	



6P28110-L250

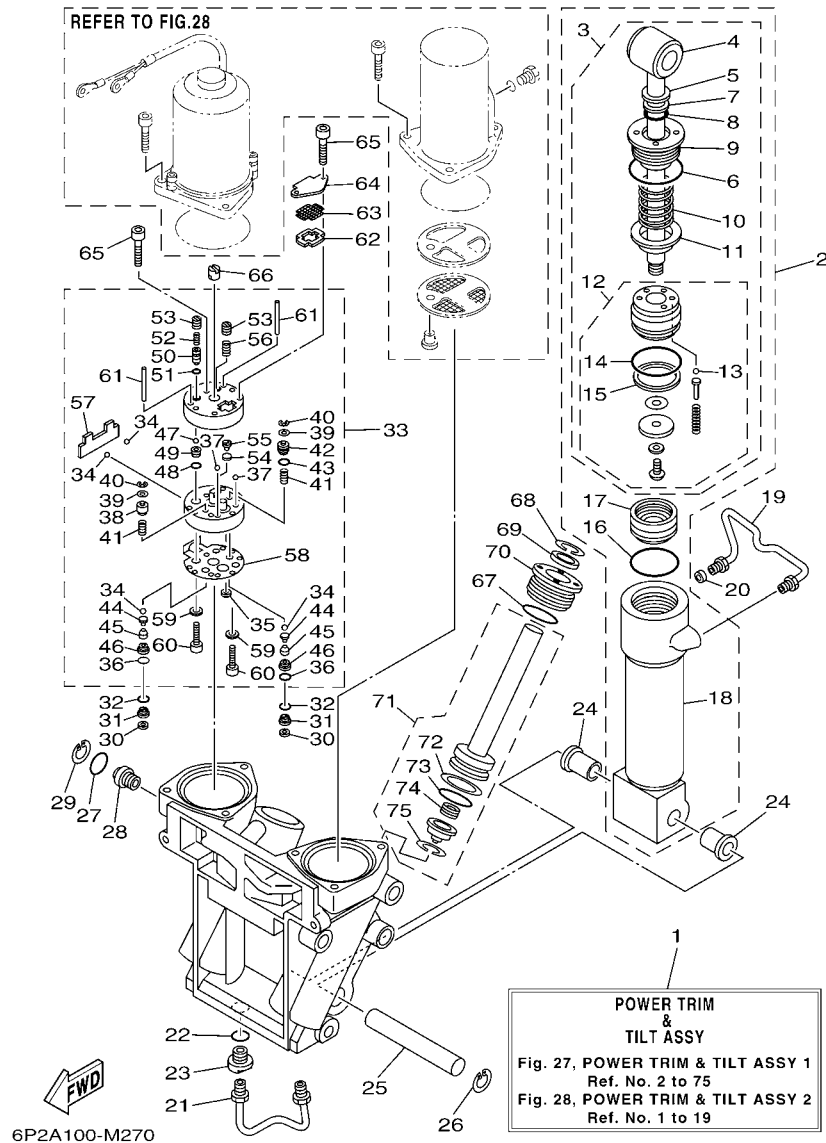
FIG. 26 BRACKET 2

SOPORTE 2

REF. NO.	PART NO. CODIGO Nº	DESCRIPTION DESCRIPCION	6AL9	6AS8	6AM9	6AT8	REMARKS OBSERVACIONES
28	90185-14M00	NUT, SELF-LOCKING TUERCA AUTOBLOCANTE	2	2	2	2	
29	92995-14600	WASHER ARANDELA	2	2	2	2	
30	69J-44533-00	DAMPER, UPPER MOUNT RUBBER AMORTIGUADOR SUPERIOR	2	2	2	2	
31	61A-44511-01	COVER, UPPER MOUNT CUBIERTA AMORTIGUADOR SUPERIOR	1	1	1	1	
32	90119-10024	BOLT, WITH WASHER TORNILLO CON ARANDELA	3	3	3	3	
<hr style="border-top: 1px dashed black;"/>							
<hr style="border-top: 1px dashed black;"/>							
<hr style="border-top: 1px dashed black;"/>							
<hr style="border-top: 1px dashed black;"/>							
<hr style="border-top: 1px dashed black;"/>							
<hr style="border-top: 1px dashed black;"/>							
<hr style="border-top: 1px dashed black;"/>							
<hr style="border-top: 1px dashed black;"/>							
<hr style="border-top: 1px dashed black;"/>							

FIG. 27 POWER TRIM & TILT ASSY 1

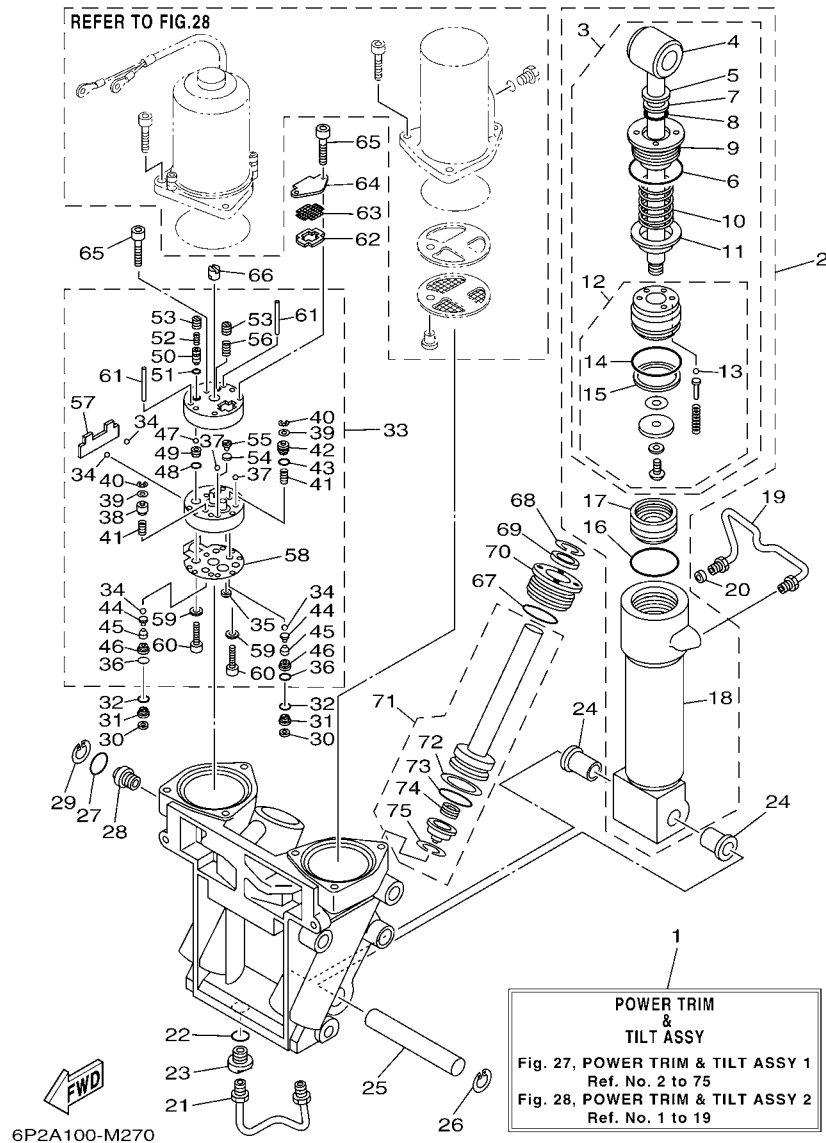
COMPONER Y PODER VARILLA 1



REF. NO.	PART NO. CODIGO Nº	DESCRIPTION DESCRIPCION	6AL9	6AS8	6AM9	6AT8	REMARKS OBSERVACIONES
1	69J-43800-05-8D	POWER TRIM & TILT ASSY ELEVADOR HIDRAULICO COMPL.	1	1	1	1	
2	6CE-43840-00	POWER TILT ASSY CONJUNTO COMPONER	1	1	1	1	
3	6CE-43810-00	.TILT PISTON SUB ASSY .ELEVADOR SUB-PISTON COMPL.	1	1	1	1	
4	69J-43801-01	..ROD ..VALILLA COMPL INCLINACION	1	1	1	1	
5	93106-19N50	..OIL SEAL ..SELLO ACEITE	1	1	1	1	
6	6H1-43861-00	..O-RING ..ANILLO EN O 1	1	1	1	1	
7	6H1-43872-00	..RING, BACK UP ..ANILLO	1	1	1	1	
8	61A-4389H-01	..O-RING ..ANILLO EN O	1	1	1	1	
9	61A-43811-00	..SCREW, CYLINDER END ..TORNILLO CILINDRO EXTREMO	1	1	1	1	
10	69J-4384H-00	..SPRING ..RESORTE	1	1	1	1	
11	69J-4382E-00	..ADAPTOR 2 ..ADAPTADOR 2	1	1	1	1	
12	6CE-4380P-00	..PISTON SUB ASSY ..SUB-PISTON COMPL	1	1	1	1	
13	93505-32038	...BALL ...BOLA	5	5	5	5	
14	61A-43861-00	...O-RING ...ANILLO EN O 1	1	1	1	1	
15	61A-43871-00	...RING, BACK UP ...ANILLO	1	1	1	1	
16	61A-43861-00	.O-RING .ANILLO EN O 1	1	1	1	1	
17	6H1-43814-00	.PISTON, FREE .PISTON LIBRE	1	1	1	1	
18	61A-43813-01	.CYLINDER, TILT .CILINDRO INCLINACION	1	1	1	1	
19	61A-43835-01	PIPE TUBO 3	1	1	1	1	
20	69J-4388J-00	PLUG 2 TAPON 2	1	1	1	1	
21	69J-43833-00	PIPE TUBO 1	1	1	1	1	
22	93210-17239	O-RING ANILLO O	1	1	1	1	
23	69J-4388E-01	BOLT ,SCREW PERNO	1	1	1	1	
24	90386-18M14	BUSH BUJE	2	2	2	2	
25	61A-43818-00	PIN, LOWER SHOCK MOUNT PASADOR AMORTIGUADOR INFERIOR	1	1	1	1	
26	61A-43876-00	RING, SNAP ANILLO	1	1	1	1	
27	6D8-43863-00	O-RING ANILLO EN O 3	1	1	1	1	

FIG. 27 POWER TRIM & TILT ASSY 1

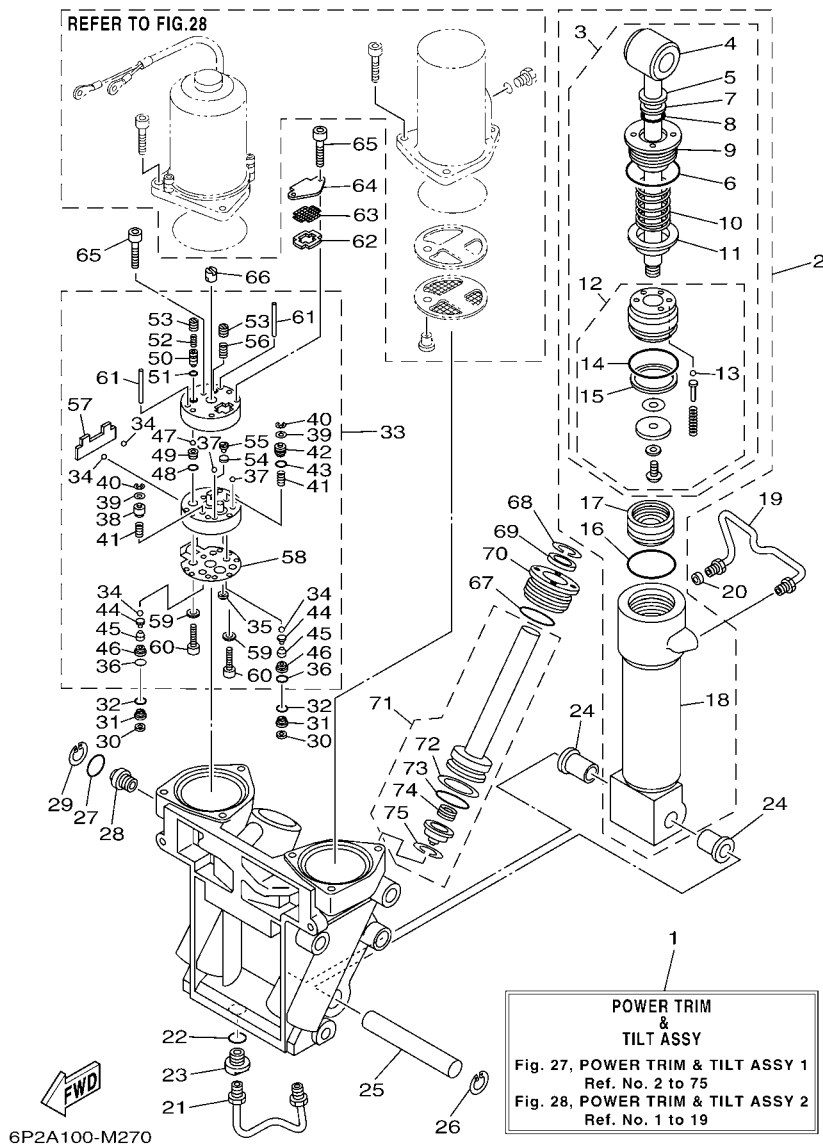
COMPONER Y PODER VARILLA 1



REF. NO.	PART NO. CODIGO Nº	DESCRIPTION DESCRIPCION	6AL9	6AS8	6AM9	6AT8	REMARKS OBSERVACIONES
28	69J-43845-00	SCREW, MANUAL RELEASE TORNILLO DESCOPLIO MANUAL	1	1	1	1	
29	6H1-43875-00	RING, SNAP ANILLO	1	1	1	1	
30	69J-4381C-00	FILTER 3 FIELTRO 3	2	2	2	2	
31	69J-43899-01	PLATE STOPPER PLACA	2	2	2	2	
32	69J-4389J-00	O-RING ANILLO O	2	2	2	2	
33	69J-43830-01	GEAR PUMP ASSY ENGRANAJE BOMBA COMPL.	1	1	1	1	
34	93505-32038	.BALL .BOLA	4	4	4	4	
35	69J-4381C-00	.FILTER 3 .FIELTRO 3	1	1	1	1	
36	69J-4389J-00	.O-RING .ANILLO O	2	2	2	2	
37	93503-16003	.BALL .ESFERA	2	2	2	2	
38	6CJ-4384M-00	.PISTON, SHUTTLE 2 .PISTON 2	1	1	1	1	
39	69A-4384F-00	.SEAL, MAIN VALVE .ASIENTO	2	2	2	2	
40	99002-03600	.CLIP .PRESILLA REDONDA	2	2	2	2	
41	69J-43894-00	.SPRING, SHUTTLE RETURN .RESORTE	2	2	2	2	
42	6CJ-43841-00	.PISTON, SHUTTLE .PISTON	1	1	1	1	
43	6H1-43883-00	.O-RING .ANILLO EN O 10	1	1	1	1	
44	60V-4386A-00	.PIN, ABSORBER VALVE .PASADOR VALVULA ABSORBER	2	2	2	2	
45	69J-43853-00	.SPRING, MAIN VALVE .RESORTE	2	2	2	2	
46	6CJ-43893-00	.WASHER .RONDANA	2	2	2	2	
47	93501-08001	.BALL .BOLA	2	2	2	2	
48	93210-08391	.O-RING .ANILLO O	1	1	1	1	
49	69J-43851-00	.SEAT, RELIEF VALVE .ASIENTO VALVULA DE DESCARGA	1	1	1	1	
50	6CJ-43844-00	.PIN, VALVE SUPPORT .PASADOR VALVULA SOPORTE	1	1	1	1	
51	93210-064A5	.O-RING .ANILLO O	1	1	1	1	
52	69J-43855-00	.SPRING, UP RELIEF .RESORTE SEGURIDAD SUPERIOR	1	1	1	1	
53	6CJ-43843-00	.SCREW, VALVE LOCK .TORNILLO	2	2	2	2	
54	6H1-4384G-11	.SEAL, RELIEF VALVE .ASIENTO	1	1	1	1	

FIG. 27 POWER TRIM & TILT ASSY 1

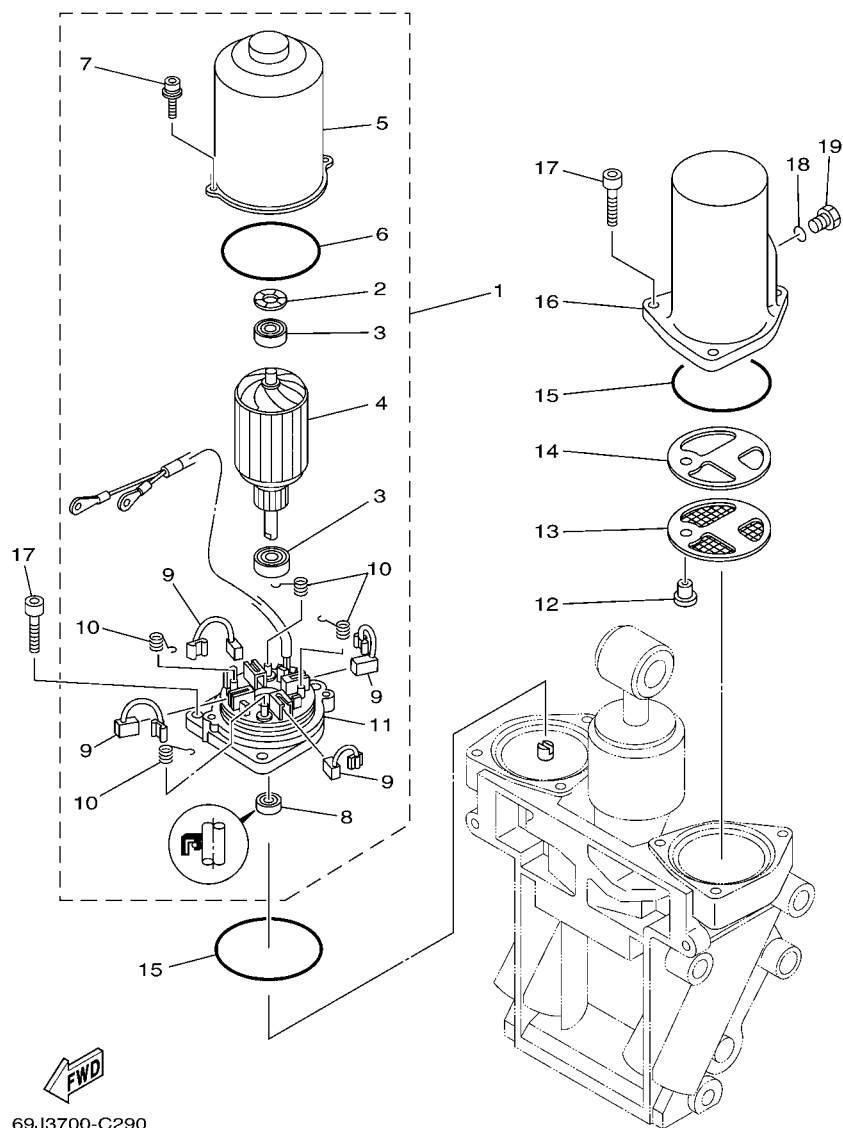
COMPONER Y PODER VARILLA 1



REF. NO.	PART NO. CODIGO N°	DESCRIPTION DESCRIPCION	6AL9	6AS8	6AM9	6AT8	REMARKS OBSERVACIONES
55	6H1-43844-10	.PIN, VALVE SUPPORT .PASADOR VALVULA SOPORTE	1	1	1	1	
56	6H1-43856-10	.SPRING, DOWN RELIEF .RESORTE SEGURIDAD	1	1	1	1	
57	69J-43854-00	.SPRING, MANUAL RELEASE .RESORTE DESCOPLO MANUAL	1	1	1	1	
58	69J-4384G-00	.SEAL, RELIEF VALVE .ASIENTO	1	1	1	1	
59	CS3-4387G-00	.WASHER .ARANDELA	2	2	2	2	
60	91318-05025	.BOLT .TORNILLO	2	2	2	2	
61	93604-35236	.PIN, DOWEL .PASADOR DE CLAVIJA	2	2	2	2	
62	69J-43871-00	RING, BACK UP ANILLO	1	1	1	1	
63	69J-43816-00	FILTER 1 FILTRO 1	1	1	1	1	
64	69J-4381J-00	PLATE PLACA	1	1	1	1	
65	91318-05040	BOLT TORNILLO	3	3	3	3	
66	69J-43831-00	CONNECTOR, SHAFT CONEXION EJE	1	1	1	1	
67	61A-43861-00	O-RING ANILLO EN O 1	2	2	2	2	
68	6T4-43875-01	RING, SNAP ANILLO	2	2	2	2	
69	61A-43822-00	SEAL, TRIM DUST SELLO DE POLVO	2	2	2	2	
70	61A-43821-01	SCREW, TRIM CYLINDER END TORNILLO CILINDURO EXTREMO	2	2	2	2	
71	69J-43820-01	TRIM PISTON SUB ASSY ELEVADOR PISTON COMPL.	2	2	2	2	
72	61A-43874-00	.RING, BACK UP .ANILLO	1	1	1	1	
73	61A-43864-00	.O-RING .ANILLO EN O 4	1	1	1	1	
74	61A-4384H-10	.SPRING .RESORTE	1	1	1	1	
75	61A-43875-10	.RING, SNAP .ANILLO	1	1	1	1	

FIG. 28 POWER TRIM & TILT ASSY 2

COMPONER Y PODER VARILLA 2



69J3700-C290

REF. NO.	PART NO. CODIGO Nº	DESCRIPTION DESCRIPCION	6AL9	6AS8	6AM9	6AT8	REMARKS OBSERVACIONES
1	69J-43880-01	MOTOR ASSY MOTOR COMPL.	1	1	1	1	
2	90206-14N50	.WASHER, WAVE .ARANDELA ONDULADA	1	1	1	1	
3	93399-999T6	.BEARING .COJINETE	2	2	2	2	
4	69J-43805-00	.ARMATURE ASSY .INDUCIDO COMPL.	1	1	1	1	
5	69J-43804-00	.STATOR ASSY .ESTATOR COMPL	1	1	1	1	
6	69J-43861-00	.O-RING .ANILLO EN O 1	1	1	1	1	
7	69J-43886-00	.BOLT .TORNILLO	2	2	2	2	
8	69J-43882-00	.OIL SEAL .SELLO ACEITE	1	1	1	1	
9	69J-43891-00	.BRUSH 1 .ESCOBILLA 1	4	4	4	4	
10	69J-4386K-00	.SPRING, BRUSH .RESORTE, ESCOBILLA	4	4	4	4	
11	69J-43881-01	.FRAME, END .CUADRO EXTERMO	1	1	1	1	
12	69J-4388H-00	PLUG TAPON	1	1	1	1	
13	69J-43817-00	FILTER 2 FILTRO 2	1	1	1	1	
14	69J-4388F-00	SPACER ESPACIADOR	1	1	1	1	
15	93210-66001	O-RING ANILLO O	2	2	2	2	
16	69J-43828-00	BODY, RESERVOIR CUERPO DEPOSITO	1	1	1	1	
17	69J-43888-00	BOLT, SOCKET TORNILLO ENCASTRE	6	6	6	6	
18	93210-09165	O-RING ANILLO O	1	1	1	1	
19	6H1-43829-00	PLUG, RESERVOIR TAPON DEPOSITO	1	1	1	1	

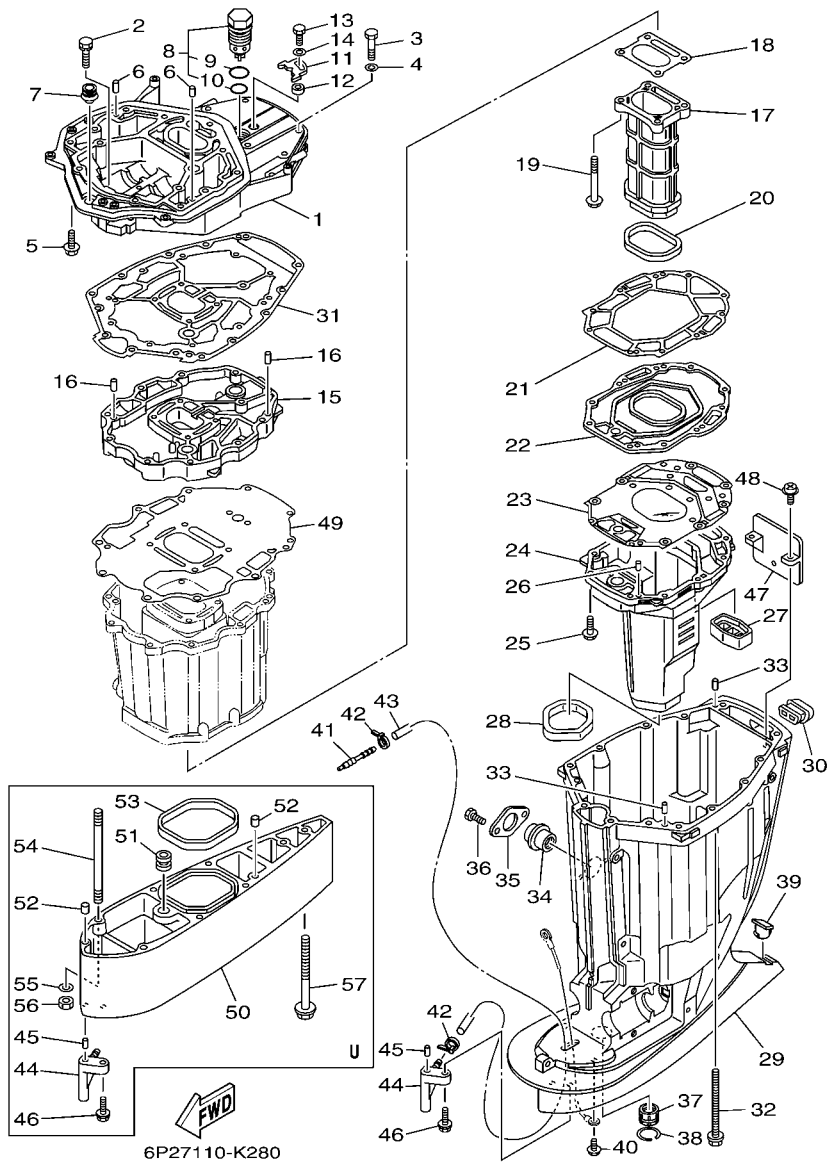


FIG. 29 UPPER CASING

FUNDA SUPERIOR

REF. NO.	PART NO. CODIGO Nº	DESCRIPTION DESCRIPCION	6AL9	6AS8	6AM9	6AT8	REMARKS OBSERVACIONES
1	69J-41137-10-CA	GUIDE, EXHAUST GUIA DE ESCAPE	1	1	1	1	
2	90119-08102	BOLT, WITH WASHER TORNILLO CON ARANDELA	2	2	2	2	
3	97075-10045	BOLT PERNO	7	7	7	7	
4	92995-10600	WASHER ARANDELA	7	7	7	7	
5	97575-10535	BOLT, WITH WASHER PERNO CON ARANDELA	7	7	7	7	
6	93608-16M16	PIN, DOWEL PASADOR DE CLAVIJA	2	2	2	2	
7	6E5-42724-00	GROMMET TAPON	1	1	1	1	
8	6AW-11371-10	PRESSURE CONTROL VALVE ASSY VALVULA, CONTROL DE PRESION	1	1	1	1	
9	93210-347A1	.O-RING .ANILLO O	1	1	1	1	
10	93210-28543	.O-RING .ANILLO O	1	1	1	1	
11	69J-12233-00	PLATE, GUIDE STOPPER 1 PLACA DE TOPE DE GUIA 1	1	1	1	1	
12	90387-06037	COLLAR ESPACIADOR	1	1	1	1	
13	97095-06020	BOLT PERNO	1	1	1	1	
14	92995-06600	WASHER ARANDELA	1	1	1	1	
15	69J-41131-11-CA	MANIFOLD, EXT. 1 TUBO MULTIPLE DE ESCAPE	1	1	1	1	
16	93608-16M16	PIN, DOWEL PASADOR DE CLAVIJA	2	2	2	2	
17	69J-41132-20-9S	MANIFOLD, EXHAUST TUBO MULTIPLE DE ESCAPE	1	1	1	1	
18	6P2-41134-00	GASKET, EXHAUST MANIFOLD EMPAQUE	1	1	1	1	
19	97575-08590	BOLT, WITH WASHER PERNO CON ARANDELA	4	4	4	4	
20	69J-41138-00	SEAL, EXT. 1 SELLO, ESCAPE 1	1	1	1	1	
21	69J-41135-A0	GASKET, EXHAUST MANIFOLD EMPAQUE	1	1	1	1	
22	69J-45181-10-9S	PLATE PLACA	1	1	1	1	
23	6S1-41136-00	GASKET, EXHAUST MANIFOLD 4 EMPAQUE	1	1	1	1	
24	69J-14711-21-9S	MUFFLER 1 SILENCIADOR 1	1	1	1	1	
25	97575-08535	BOLT, WITH WASHER PERNO CON ARANDELA	10	10	10	10	
26	93606-19M23	PIN, DOWEL PASADOR DE CLAVIJA	2	2	2	2	
27	69J-45127-00	SEAL SELLO DE GOMA	1	1	1	1	

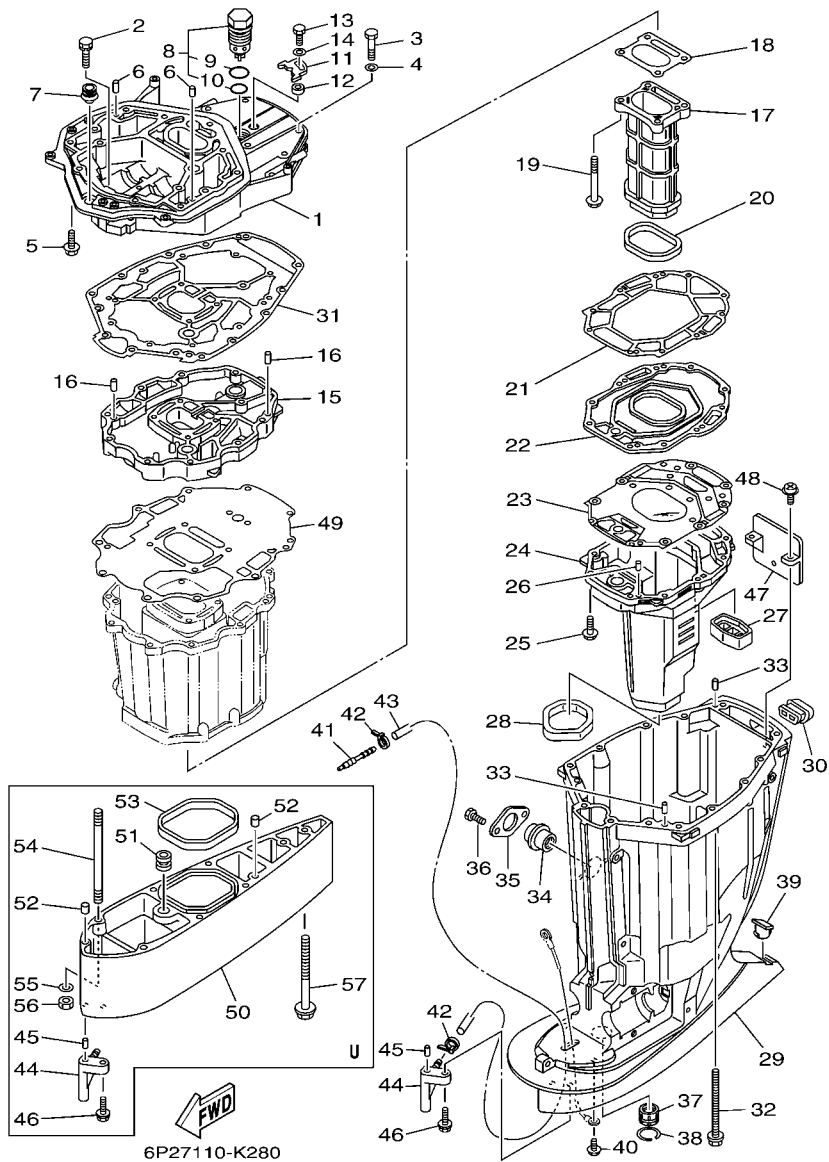


FIG. 29 UPPER CASING

FUNDA SUPERIOR

REF. NO.	PART NO. CODIGO Nº	DESCRIPTION DESCRIPCION	6AL9	6AS8	6AM9	6AT8	REMARKS OBSERVACIONES
28	69J-45123-00	GASKET, MUFFLER EMPAQUE SILENCIADOR	1	1	1	1	
29	69J-45111-10-8D	CASING, UPPER CAJA SUPERIOR	1	1	1	1	
30	69J-42769-00	SEAL, RUBBER SELLO DE GOMA	1	1	1	1	
31	69J-45113-20	GASKET, UPPER CASING EMPAQUE	1	1	1	1	
32	90119-10007	BOLT, WITH WASHER TORNILLO CON ARANDELA	6	6	6	6	
33	93608-16M16	PIN, DOWEL PASADOR DE CLAVIJA	2	2	2	2	
34	69J-15316-00	DAMPER 1 AMORTIGUADOR 1	1	1	1	1	
35	69J-45152-10	COVER, UPPER CASING 2 CUBIERTA FUNDA SUPERIOR 2	1	1	1	1	
36	97095-06012	BOLT PERNO	2	2	2	2	
37	69J-45318-01	BUSHING, DRIVE SHAFT BUJE, EJE DE MANDO	1	1	1	1	
38	93420-36M01	CIRCLIP SEGURO	1	1	1	1	
39	61A-45155-00	CAP TAPA	1	1	1	1	
40	95895-06010	BOLT, FLANGE TORNILLO DE REBORDE	1	1	1	1	
41	6E5-83558-00	END, NIPPLE EXTREMO DE NIPLE	1	1	1	1	
42	90465-11M10	CLAMP BRIDA	2	2	2	2	
43	90445-07010	HOSE (L1330) TUBO (L1330)	1	1	1	1	X(25.3") X(25.3")
	90445-07012	HOSE (L1457) TUBO (L1457)		1			U(30.3") U(30.3")
44	61A-45378-00	NIPPLE, HOSE NIPLE MANGUERA	1	1	1	1	
45	93606-12019	PIN, DOWEL PASADOR DE CLAVIJA	1	1	1	1	
46	90119-06M17	BOLT, WITH WASHER TORNILLO CON ARANDELA	1	1	1	1	
47	69J-14624-01	COVER, EXHAUST CUBIERTA ESCAPE	1	1	1	1	
48	97980-06216	SCREW, WITH WASHER TORNILLO, CON ARANDELA	2	2	2	2	
49	69J-15312-01	GASKET, OIL PAN EMPAQ BANDEJA DE ACEITE	1	1	1	1	
50	69J-45211-02-8D	EXTENSION EXTENSION		1			U(30.3") U(30.3")
51	6E5-44366-00	DAMPER, WATER SEAL 2 GOMA DEL SELLO DE AGUA 2		1			U(30.3") U(30.3")
52	93608-12M05	PIN, DOWEL PASADOR DE CLAVIJA		2			U(30.3") U(30.3")
53	69J-45159-00	DAMPER SELLO DE GOMA		1			U(30.3") U(30.3")

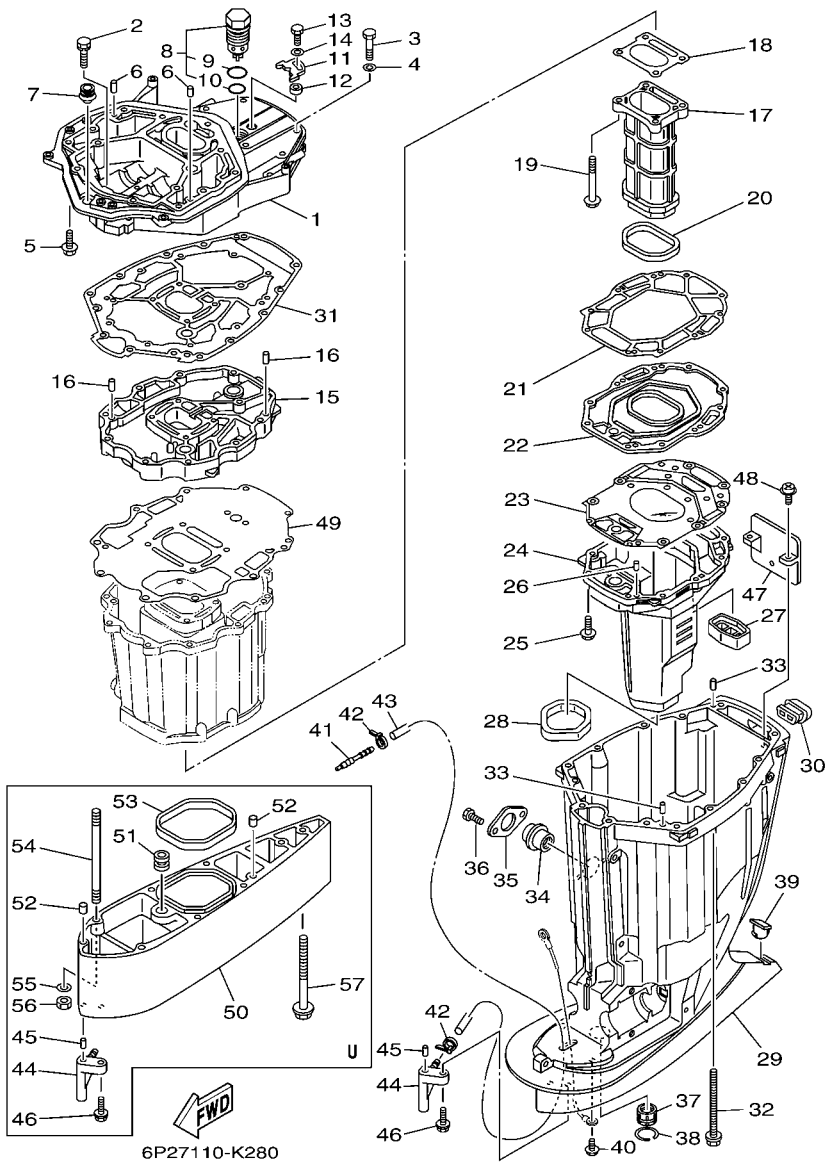
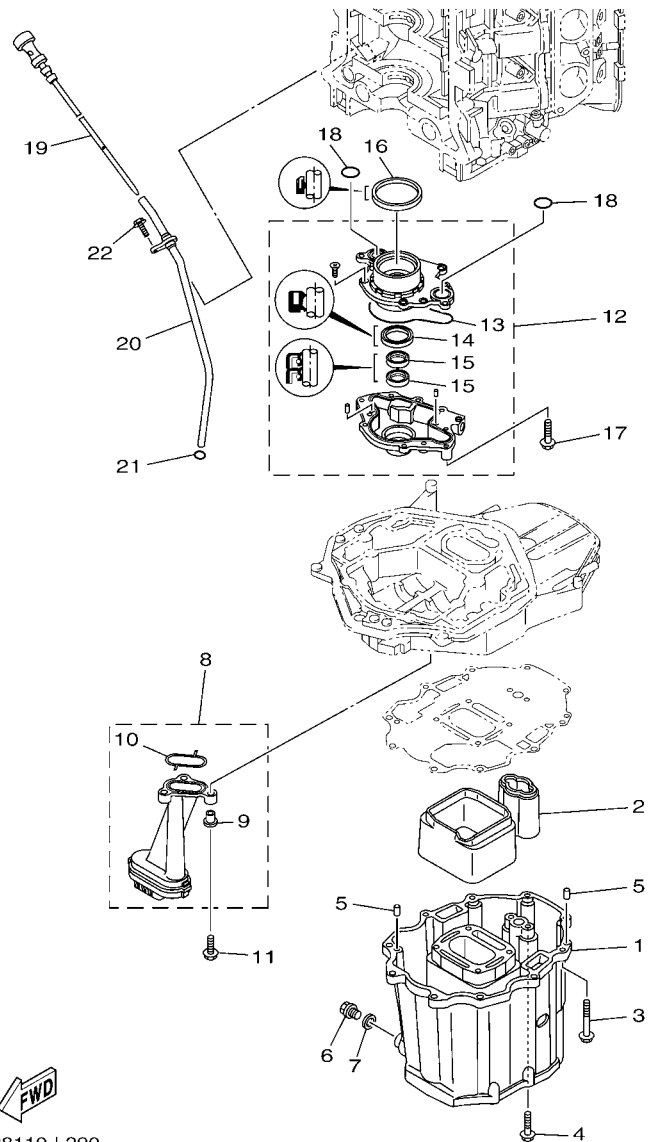


FIG. 29 UPPER CASING

FUNDA SUPERIOR

REF. NO.	PART NO. CODIGO Nº	DESCRIPTION DESCRIPCION	6AL9	6AS8	6AM9	6AT8	REMARKS OBSERVACIONES
54	90116-10012	BOLT, STUD ESPARRAGO		6			U(30.3") U(30.3")
55	92995-10600	WASHER ARANDELA		6			U(30.3") U(30.3")
56	95380-10600	NUT TUERCA		6			U(30.3") U(30.3")
57	90119-10009	BOLT, WITH WASHER TORNILLO CON ARANDELA		1			U(30.3") U(30.3")



FWD
6P28110-L290

FIG. 30 OIL PAN

OIL PAN

REF. NO.	PART NO. CODIGO Nº	DESCRIPTION DESCRIPCION	6AL9	6AS8	6AM9	6AT8	REMARKS OBSERVACIONES
1	69J-15311-10-CA	OIL PAN BANDEJA DE ACEITE	1	1	1	1	
2	69J-15761-00	SEAL, RUBBER 1 SELLO DE GOMA 1	1	1	1	1	
3	97575-08560	BOLT, WITH WASHER PERNO CON ARANDELA	10	10	10	10	
4	97575-08535	BOLT, WITH WASHER PERNO CON ARANDELA	2	2	2	2	
5	93608-16M16	PIN, DOWEL PASADOR DE CLAVIJA	2	2	2	2	
6	90340-14M06	PLUG, STRAIGHT SCREW TORNILLO, DE DRENAJE	1	1	1	1	
7	90430-14M09	GASKET JUNTA	1	1	1	1	
8	69J-13411-00	STRAINER, OIL FILTRO DE ACEITE	1	1	1	1	
9	90387-06263	.COLLAR .ESPACIADOR	3	3	3	3	
10	69J-13415-00	.SEAL, OIL STRAINER .SELLO COLADOR ACEITE	1	1	1	1	
11	95812-06025	BOLT, FLANGE TORNILLO DE REBORDE	3	3	3	3	
12	6P2-13300-00	OIL PUMP ASSY BOMBA DE ACEITE COMPLETA	1	1	1	1	
13	69J-13329-01	.GASKET, PUMP COVER .EMPAQUE TAPA DE BOMBA	1	1	1	1	
14	6AW-13119-00	.OIL SEAL .SELLO ACEITE	1	1	1	1	
15	69J-13631-00	.OIL SEAL .SELLO ACEITE	2	2	2	2	
16	69J-11355-00	SEAL, CYLINDER 1 RETEN ACEITE CILINDRO 1	1	1	1	1	
17	97575-06540	BOLT, WITH WASHER PERNO CON ARANDELA	4	4	4	4	
18	93210-25552	O-RING ANILLO O	2	2	2	2	
19	6P2-15362-10	PLUG, OIL LEVEL TAPON DEL NIVEL DE ACEITE	1	1	1	1	
20	6P2-15377-10	GUIDE, INLET GUIA DE ENTRADA	1	1	1	1	
21	93210-19MJ3	O-RING ANILLO O	1	1	1	1	
22	95895-06016	BOLT, FLANGE TORNILLO DE REBORDE	1	1	1	1	

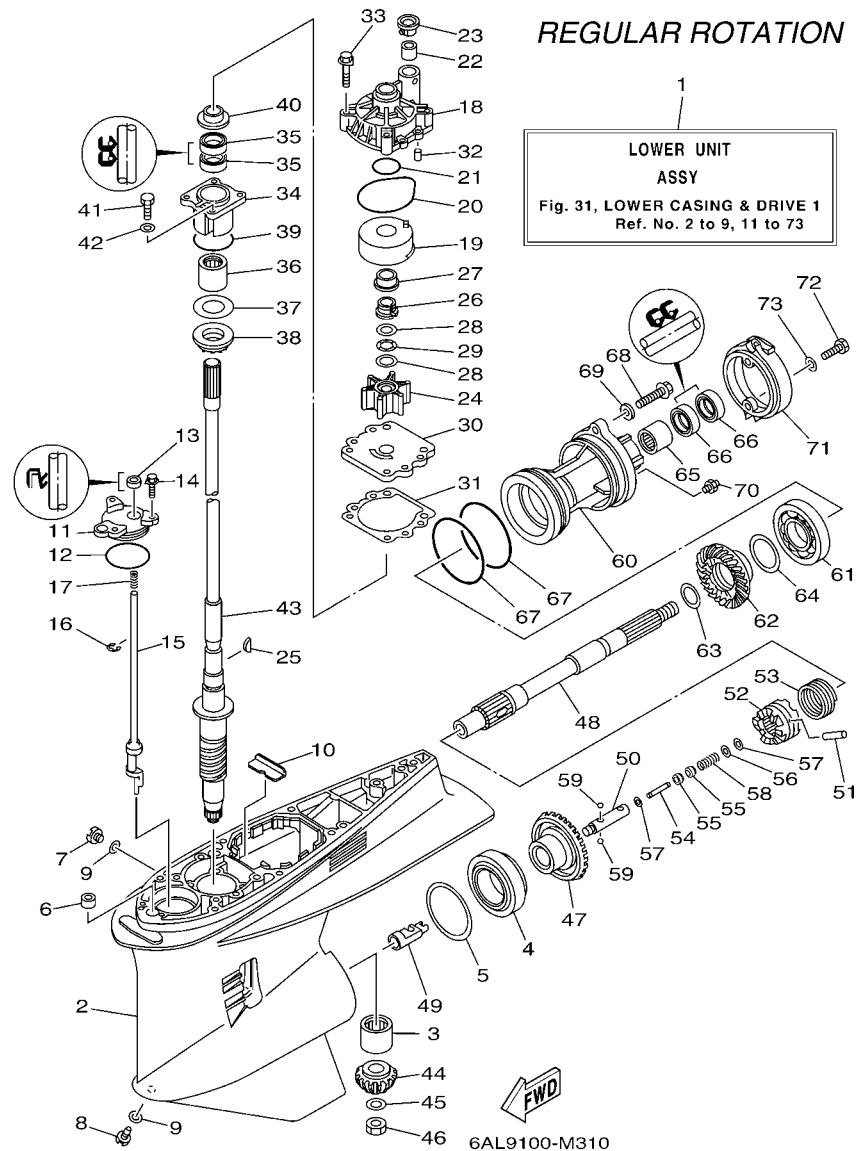


FIG. 31 LOWER CASING & DRIVE 1 IMPULSOR E INFERIOR 1

REF. NO.	PART NO. CODIGO Nº	DESCRIPTION DESCRIPCION	6AL9	6AS8	6AM9	6AT8	REMARKS OBSERVACIONES
1	69J-45300-23-8D	LOWER UNIT ASSY CONJUNTO UNIDAD INFERIOR	1	1			X(25.3"),RH X(25.3"),RH
	69J-45300-33-8D	LOWER UNIT ASSY CONJUNTO UNIDAD INFERIOR		1			U(30.3"),RH U(30.3"),RH
2	61A-45301-10-8D	CASING, LOWER FUNDA INFERIOR COMPLETA	1	1			
3	93311-83280	BEARING COJINETE DE RODILLOS	1	1			
4	93332-000W1	BEARING COJINETE	1	1			
5	61A-45567-00	SHIM (T:0.10MM) LAINA (T:0.10MM)	1	1			UR UR
	61A-45567-10	SHIM (T:0.12MM) LAINA (T:0.12MM)	1	1			UR UR
	61A-45567-20	SHIM (T:0.15MM) LAINA (T:0.15MM)	1	1			UR UR
	61A-45567-30	SHIM (T:0.18MM) LAINA (T:0.18MM)	1	1			UR UR
	61A-45567-40	SHIM (T:0.30MM) LAINA (T:0.30MM)	1	1			UR UR
	61A-45567-50	SHIM (T:0.40MM) LAINA (T:0.40MM)	1	1			UR UR
	61A-45567-60	SHIM (T:0.50MM) LAINA (T:0.50MM)	1	1			UR UR
6	663-44366-00	DAMPER, WATER SEAL 2 GOMA DEL SELLO DE AGUA 2	1	1			
7	90340-08002	PLUG, STRAIGHT SCREW TORNILLO, DE DRENAJE	1	1			
8	688-45341-10	PLUG, DRAIN TAPON, DREN	1	1			
9	90430-08020	GASKET JUNTA	2	2			
10	61A-45376-00	GUIDE, SEAL DAMPER GUIA DE SELLO GOMA	1	1			
11	61A-45321-01	PLATE PLACA	1	1			
12	93210-64488	O-RING ANILLO O	1	1			
13	93106-09014	OIL SEAL SELLO ACEITE	1	1			
14	90119-06M10	BOLT, WITH WASHER TORNILLO CON ARANDELA	3	3			
15	69J-44150-00	SHIFT CAM ASSY CONJUNTO EJE LEVA COMPL.	1	1			
16	99001-08600	CIRCLIP PRESILLA REDONDA	1	1			
17	90501-11M10	SPRING, COMPRESSION RESORTE DE COMPRESION	1	1			
18	61A-44311-01	HOUSING, WATER PUMP CAJA BOMBA DE AGUA	1	1			
19	61A-44322-02	INSERT, CARTRIDGE CARTUCHO	1	1			
20	93210-86M38	O-RING ANILLO O	1	1			

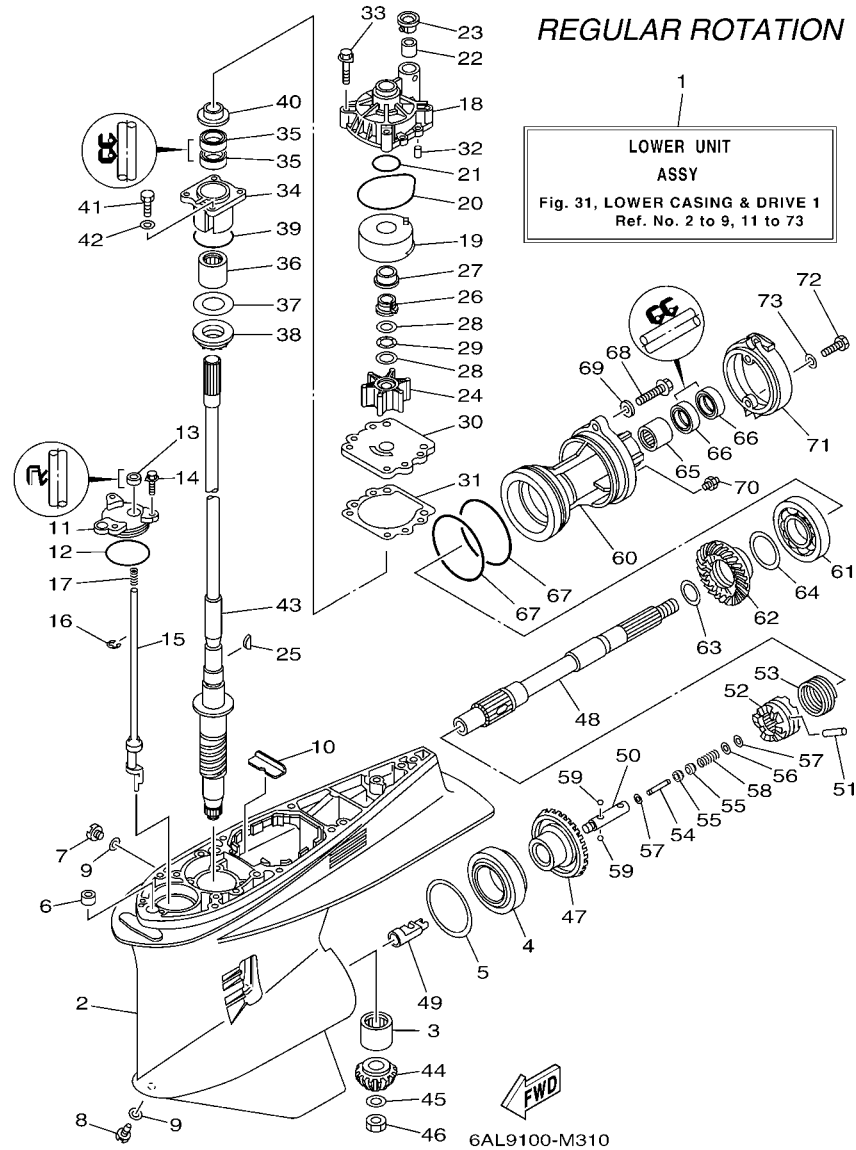


FIG. 31 LOWER CASING & DRIVE 1 IMPULSOR E INFERIOR 1

REF. NO.	PART NO. CODIGO Nº	DESCRIPTION DESCRIPCION	6AL9	6A88	6AM9	6AT8	REMARKS OBSERVACIONES
21	93210-37160	O-RING ANILLO O	1	1			
22	6E5-44365-00	DAMPER, WATER SEAL 1 HULE DE SELLO DE AGUA 1	1	1			
23	6E5-44312-00	COVER, WATER PUMP HOUSING CUBIERTA CAJA BOMBA DE AGUA	1	1			
24	6E5-44352-01	IMPELLER IMPULSOR	1	1			
25	90280-04M05	KEY, WOODRUFF CUNA WOODRUFF	1	1			
26	61A-45538-00	SPACER 1 ESPACIADOR 1	1	1			
27	61A-45527-00	COLLAR, DRIVE SHAFT COLLAR EJE FLECHA DE PROPULSION	1	1			
28	90201-22M01	WASHER, PLATE ARANDELA PLANA	2	2			
29	90206-22M19	WASHER, WAVE ARANDELA ONDULADA	1	1			
30	6G5-44323-01	OUTER PLATE, CARTRIDGE PLACA EXTERIOR DEL CARTUCHO	1	1			
31	6E5-44315-A0	GASKET, WATER PUMP EMPAQUE	1	1			
32	93606-12019	PIN, DOWEL PASADOR DE CLAVIJA	2	2			
33	90119-08M14	BOLT, WITH WASHER TORNILLO CON ARANDELA	4	4			
34	61A-45331-00-9S	HOUSING, BEARING CAJA DE COJINETE	1	1			
35	93101-28M16	OIL SEAL SELLO ACEITE	2	2			
36	93317-330U2	BEARING COJINETE	1	1			
37	61A-45587-00	SHIM (T:0.10MM) LAINA (T:0.10MM)	1	1			UR
	61A-45587-10	SHIM (T:0.12MM) LAINA (T:0.12MM)	1	1			UR
	61A-45587-20	SHIM (T:0.15MM) LAINA (T:0.15MM)	1	1			UR
	61A-45587-30	SHIM (T:0.18MM) LAINA (T:0.18MM)	1	1			UR
	61A-45587-40	SHIM (T:0.30MM) LAINA (T:0.30MM)	1	1			UR
	61A-45587-50	SHIM (T:0.40MM) LAINA (T:0.40MM)	1	1			UR
	61A-45587-60	SHIM (T:0.50MM) LAINA (T:0.50MM)	1	1			UR
38	93341-93020	BEARING COJINETES CON RODAMIENTOS	1	1			
39	93210-55M14	O-RING ANILLO O	1	1			
40	6E5-45344-00	COVER, OIL SEAL CUBIERTA SELLO ACEITE	1	1			
41	97095-08025	BOLT PERNO	4	4			

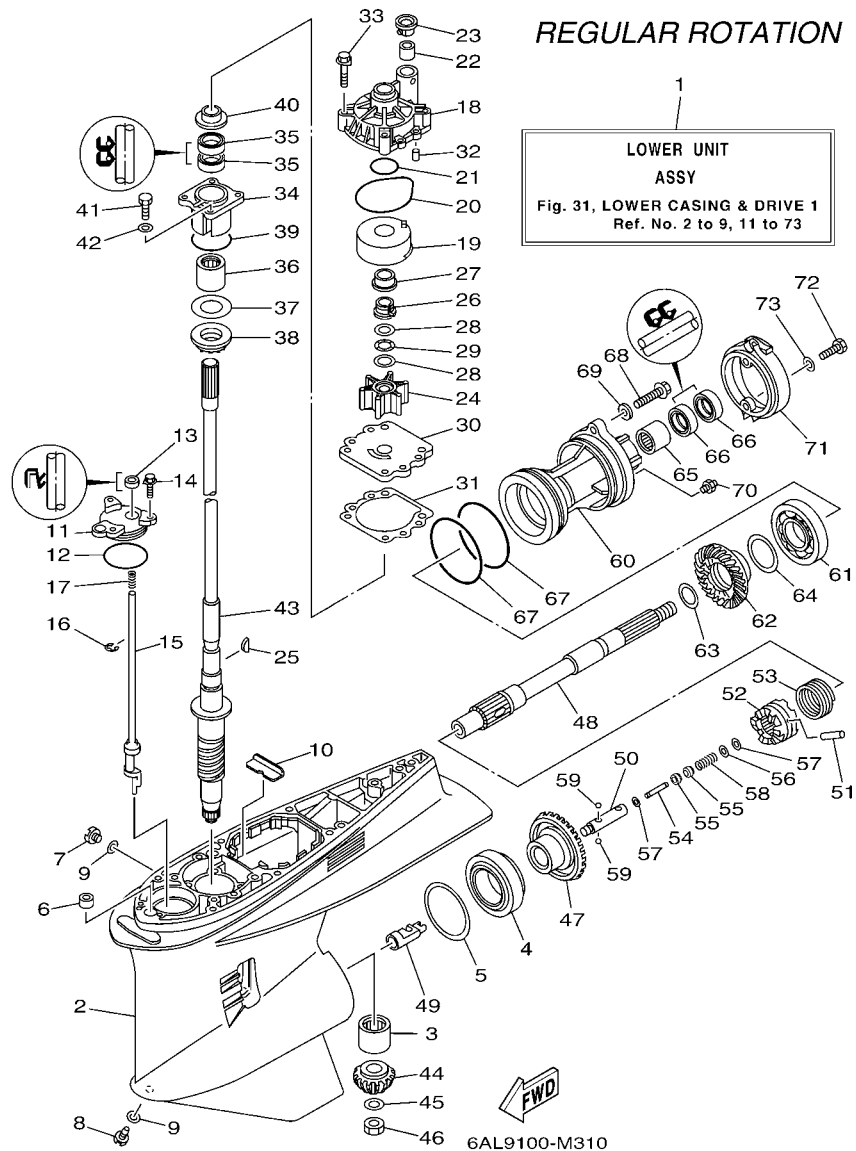


FIG. 31 LOWER CASING & DRIVE 1 IMPULSOR E INFERIOR 1

REF. NO.	PART NO. CODIGO Nº	DESCRIPTION DESCRIPCION	6AL9	6A88	6AM9	6AT8	REMARKS OBSERVACIONES
42	92995-08600	WASHER ARANDELA	4	4			
43	69J-45501-00	DRIVE SHAFT COMP. EJE DE MANDO COMPL.	1	1			X(25.3") X(25.3")
	61A-45501-30	DRIVE SHAFT COMP. EJE DE MANDO COMPL.			1		U(30.3") U(30.3")
44	6P2-45551-02	PINION (15T) PINON (15T)	1	1			
45	90201-16M00	WASHER, PLATE ARANDELA PLANA	1	1			
46	90170-16M19	NUT TUERCA	1	1			
47	6P2-45560-01	GEAR 1 (30T) ENGRANAJE 1 (30T)	1	1			
48	69J-45611-00	SHAFT, PROPELLER EJE PROPUSOR	1	1			
49	61A-45641-02	SHIFTER CAMBIO	1	1			
50	61A-45634-01	SLIDE, SHIFT DESLIZADOR, CAMBIO	1	1			
51	61A-45632-00	PIN, CROSS PASADOR TRANSVERSAL	1	1			
52	69J-45631-00	CLUTCH, DOG EMBRAGUE DE GARRA	1	1			
53	61A-45633-00	RING, CROSS PIN ANILLO DE PASADOR	1	1			
54	6H1-45668-00	SHAFT, FREE 1 EJE 1	1	1			
55	61A-45635-00	PLUNGER, SHIFT EMBOLO DE CAMBIO	2	2			
56	90201-02M00	WASHER, PLATE ARANDELA PLANA	1	1			
57	90183-02M03	NUT, SPRING TUERCA DE RESORTE	2	2			
58	90501-10M77	SPRING, COMPRESSION RESORTE DE COMPRESION	1	1			
59	93501-04011	BALL BOLA	2	2			
60	69J-45332-00	HOUSING, BEARING CAJA BALERO 2	1	1			
61	93306-210U0	BEARING COJINETE	1	1			
62	6P2-45571-00	GEAR 2 (30T) ENGRANAJE 2 (30T)	1	1			
63	90201-31M00	WASHER, PLATE ARANDELA PLANA	1	1			
64	61A-45577-00	SHIM (T:0.10MM) LAINA (T:0.10MM)	1	1			UR UR
	61A-45577-10	SHIM (T:0.12MM) LAINA (:0.12MM)	1	1			UR UR
	61A-45577-20	SHIM (T:0.15MM) LAINA (T:0.15MM)	1	1			UR UR
	61A-45577-30	SHIM (T:0.18MM) LAINA (T:0.18MM)	1	1			UR UR

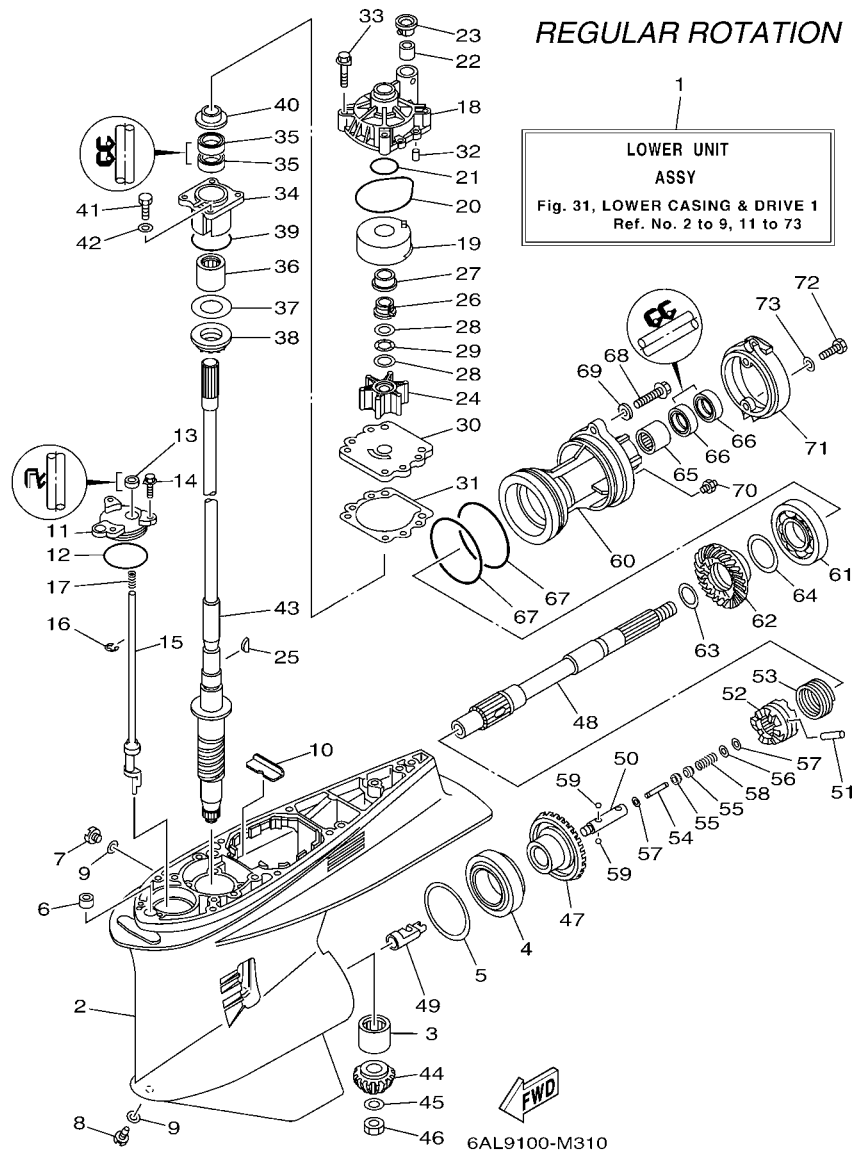
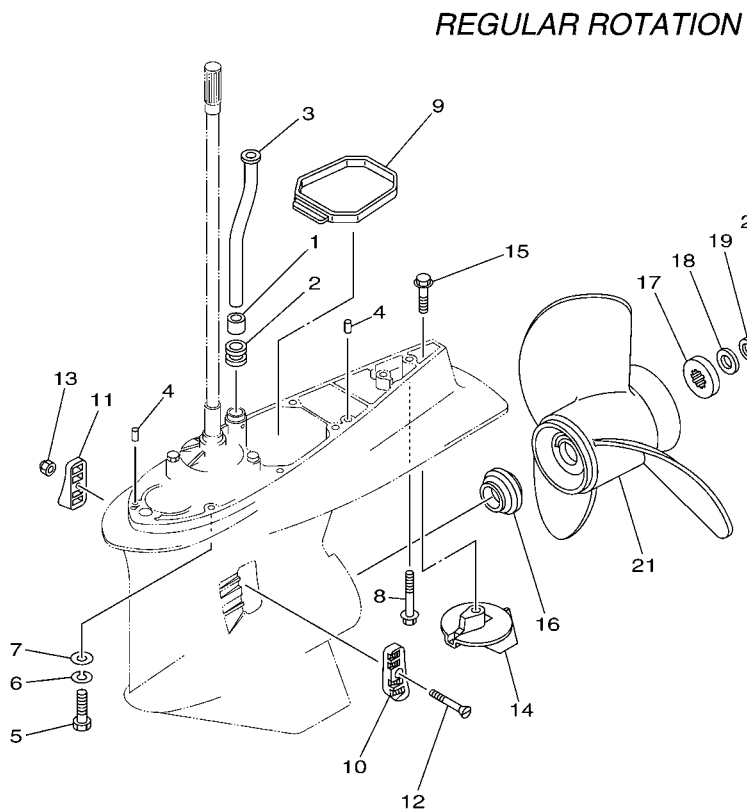


FIG. 31 LOWER CASING & DRIVE 1 IMPULSOR E INFERIOR 1

REF. NO.	PART NO. CODIGO Nº	DESCRIPTION DESCRIPCION	6AL9	6AS8	6AM9	6AT8	REMARKS OBSERVACIONES
64	61A-45577-40	SHIM (T:0.30MM) LAINA (T:0.30MM)	1	1			UR UR
	61A-45577-50	SHIM (T:0.40MM) LAINA (T:0.40MM)	1	1			UR UR
	61A-45577-60	SHIM (T:0.50MM) LAINA (T:0.50MM)	1	1			UR UR
65	93315-43061	BEARING COJINETE DE RODILLOS	1	1			
66	93101-30M17	OIL SEAL SELLO ACEITE	2	2			
67	93211-04384	O-RING ANILLO O	2	2			
68	90105-08049	BOLT, FLANGE TORNILLO	2	2			
69	90201-08023	WASHER, PLATE ARANDELA PLANA	2	2			
70	93700-09M00	NIPPLE, GREASE BOQUILLA DE ENGRASAR	1	1			
71	69J-45361-00-8D	CAP. LOWER CASING FUNDA INFERIOR	1	1			
72	97095-08020	BOLT PERNO	2	2			
73	92995-08600	WASHER ARANDELA	2	2			

FIG. 32 LOWER CASING & DRIVE 2

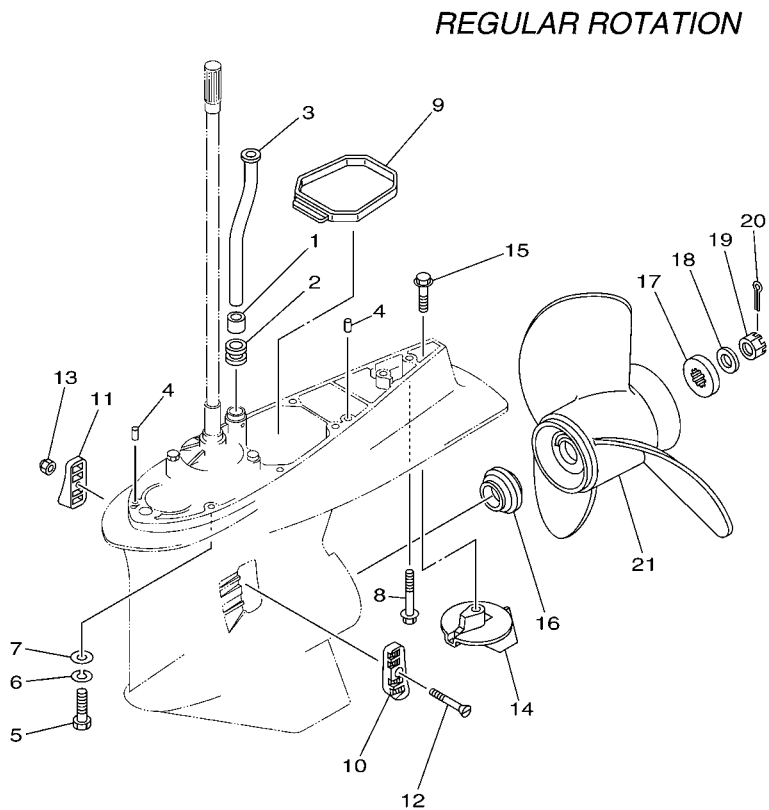
IMPULSOR E INFERIOR 2




60LA110-K330

REF. NO.	PART NO. CODIGO Nº	DESCRIPTION DESCRIPCION	6AL9	6A88	6AM9	6AT8	REMARKS OBSERVACIONES
1	6E5-44365-00	DAMPER, WATER SEAL 1 HULE DE SELLO DE AGUA 1	1	1			
2	6E5-44366-00	DAMPER, WATER SEAL 2 GOMA DEL SELLO DE AGUA 2	1	1			
3	6S1-44361-01	TUBE, WATER 1 TUBO DE AGUA 1	1	1			X(25.3") X(25.3")
	6S1-44361-11	TUBE, WATER 1 TUBO DE AGUA 1			1		U(30.3") U(30.3")
4	93608-12M05	PIN, DOWEL PASADOR DE CLAVIJA	2	2			
5	97095-10045	BOLT PERNO	7	7			X(25.3") X(25.3")
6	92995-10100	WASHER ARANDELA	7	7			X(25.3") X(25.3")
7	92995-10600	WASHER ARANDELA	7	7			X(25.3") X(25.3")
8	90119-10MA2	BOLT, WITH WASHER TORNILLO CON ARANDELA	1	1			X(25.3") X(25.3")
	90119-10008	BOLT, WITH WASHER TORNILLO CON ARANDELA			1		U(30.3") U(30.3")
9	69J-45375-00	DAMPER, SEAL GOMA DE SELLO	1	1			
10	61A-45214-11	COVER, WATER INLET 1 CUBIERTA ENTRADA AGUA 1	1	1			
11	61A-45215-11	COVER, WATER INLET 2 CUBIERTA ENTRADA AGUA 2	1	1			
12	90152-05003	SCREW, COUNTERSUNK TORNILLO EMBUTIDO	1	1			
13	90185-05002	NUT, NYLON TUERCA AUTOBLOCANTE	1	1			
14	61A-45371-00	TAB-TRIM QUILLA ESTABILIZADOR	1	1			
15	90105-10M00	BOLT, FLANGE TORNILLO	1	1			
16	69J-45987-00	SPACER 1 ESPACIADOR 1	1	1			
17	688-45997-01	SPACER 2 ESPACIADOR 2	1	1			
18	92990-18200	WASHER ARANDELA PLANA	1	1			
19	90171-18M04	NUT, CASTLE TUERCA ENTALLADA	1	1			
20	91490-40030	PIN, COTTER CHAVETA	1	1			
21	6G5-45970-02	PROPELLER (3X15-1/4"X15"-M) PROPELA (3X15-1/4"X15"-M)	1	1			UR UR
	6G5-45972-02	PROPELLER (3X13-3/4"X21"-M) PROPELA (3X13-3/4"X21"-M)	1	1			UR UR
	6G5-45974-03	PROPELLER (3X13-3/4"X19"-M2) PROPELA (3X13-3/4"X19"-M2)	1	1			UR UR
	6G5-45978-03	PROPELLER (3X13-3/4"X17"-M2) PROPELA (3X13-3/4"X17"-M2)	1	1			UR UR
	61A-45972-00	PROPELLER (3X14-1/2"X21"-T) PROPELA (3X14-1/2"X21"-T)	1	1			UR UR

FIG. 32 LOWER CASING & DRIVE 2 IMPULSOR E INFERIOR 2



60LA110-K330

REF. NO.	PART NO. CODIGO Nº	DESCRIPTION DESCRIPCION	6AL9	6AS8	6AM9	6AT8	REMARKS OBSERVACIONES
21	61A-45974-00	PROPELLER (3X14-1/2"X19"-T) PROPELA (3X14-1/2"X19"-T)	1	1			UR UR
	61A-45978-00	PROPELLER (3X15"X17"-T) PROPELA (3X15"X17"-T)	1	1			UR UR
	6R4-45970-A1	PROPELLER (3X15-1/4"X19"-M) PROPELA (3X15-1/4"X19"-M)	1	1			UR UR
	6R4-45972-A0	PROPELLER (3X14-7/8"X21"-M) PROPELA (3X14-7/8"X21"-M)	1	1			UR UR
	6R4-45974-A0	PROPELLER (3X14-1/2"X23"-M) PROPELA (3X14-1/2"X23"-M)	1	1			UR UR
	6R4-45976-A0	PROPELLER (3X14-1/2"X15"-M) PROPELA (3X14-1/2"X15"-M)	1	1			UR UR
	6R4-45978-A0	PROPELLER (3X15-1/4"X17"-M) PROPELA (3X15-1/4"X17"-M)	1	1			UR UR
	6BR-45B70-00	PROPELLER (4X15"X21"-T) PROPELA (4X15"X21"-T)	1	1			UR UR
	6BR-45B72-00	PROPELLER (4X15"X22"-T) PROPELA (4X15"X22"-T)	1	1			UR UR
	6BR-45B74-00	PROPELLER (4X15"X23"-T) PROPELA (4X15"X23"-T)	1	1			UR UR
<hr/>							
<hr/>							
<hr/>							
<hr/>							
<hr/>							
<hr/>							

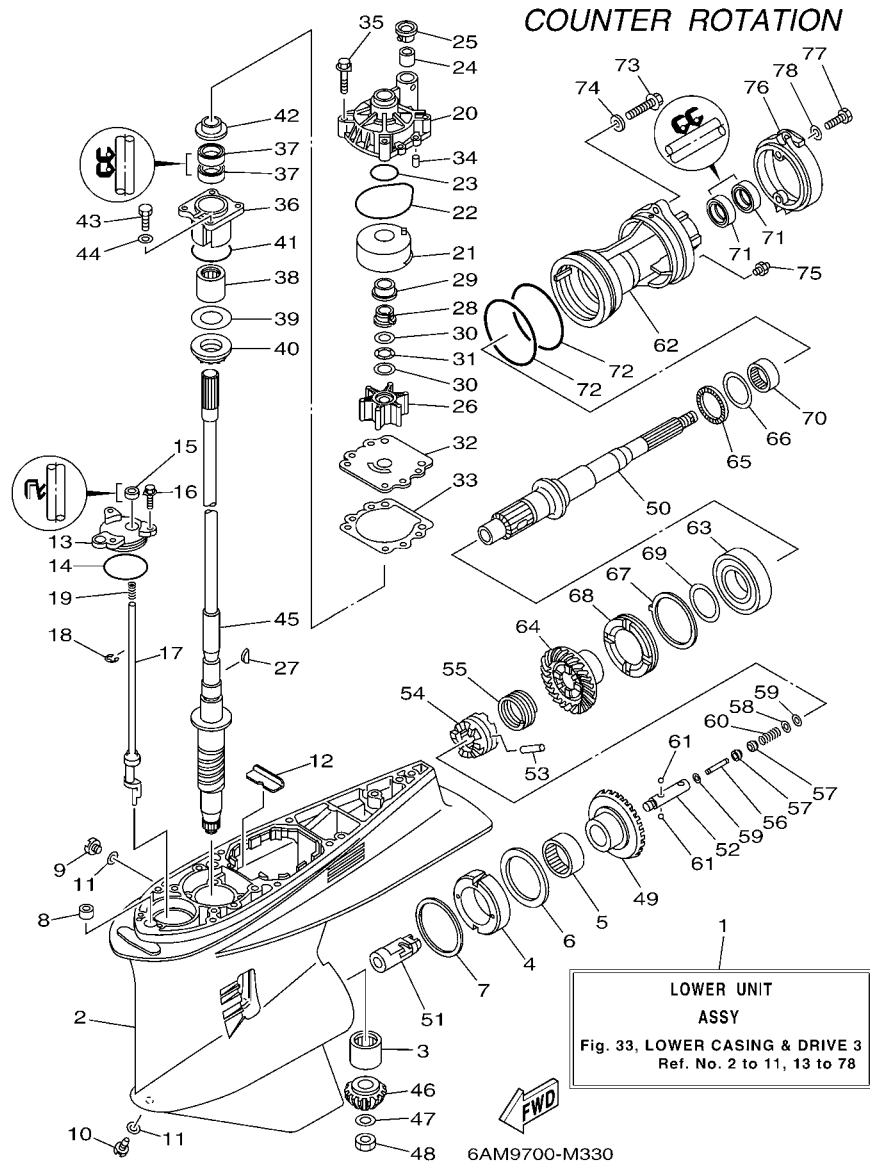


FIG. 33 LOWER CASING & DRIVE 3 IMPULSOR E INFERIOR 3

REF. NO.	PART NO. CODIGO Nº	DESCRIPTION DESCRIPCION	6AL9	6AS8	6AM9	6AT8	REMARKS OBSERVACIONES
1	69K-45300-23-8D	LOWER UNIT ASSY CONJUNTO UNIDAD INFERIOR			1	1	X(25.3"),LH X(25.3"),LH
2	61A-45301-10-8D	CASING, LOWER FUNDA INFERIOR COMPLETA			1	1	
3	93311-83280	BEARING COJINETE DE RODILLOS			1	1	
4	61B-45538-01	SPACER 1 ESPACIADOR 1			1	1	
5	93315-660W3	BEARING COJINETE DE RODILLOS			1	1	
6	93341-670V0	BEARING COJINETES CON RODAMIENTOS			1	1	
7	61A-45567-00	SHIM (T:0.10MM) LAINA (T:0.10MM)			1	1	UR UR
	61A-45567-10	SHIM (T:0.12MM) LAINA (T:0.12MM)			1	1	UR UR
	61A-45567-20	SHIM (T:0.15MM) LAINA (T:0.15MM)			1	1	UR UR
	61A-45567-30	SHIM (T:0.18MM) LAINA (T:0.18MM)			1	1	UR UR
	61A-45567-40	SHIM (T:0.30MM) LAINA (T:0.30MM)			1	1	UR UR
	61A-45567-50	SHIM (T:0.40MM) LAINA (T:0.40MM)			1	1	UR UR
	61A-45567-60	SHIM (T:0.50MM) LAINA (T:0.50MM)			1	1	UR UR
8	663-44366-00	DAMPER, WATER SEAL 2 GOMA DEL SELLO DE AGUA 2			1	1	
9	90340-08002	PLUG, STRAIGHT SCREW TORNILLO, DE DRENAJE			1	1	
10	688-45341-10	PLUG, DRAIN TAPON, DREN			1	1	
11	90430-08020	GASKET JUNTA			2	2	
12	61A-45376-00	GUIDE, SEAL DAMPER GUIA DE SELLO GOMA			1	1	
13	61A-45321-01	PLATE PLACA			1	1	
14	93210-64488	O-RING ANILLO O			1	1	
15	93106-09014	OIL SEAL SELLO ACEITE			1	1	
16	90119-06M10	BOLT, WITH WASHER TORNILLO CON ARANDELA			3	3	
17	69K-44150-00	SHIFT CAM ASSY CONJUNTO EJE LEVA COMPL.			1	1	
18	99001-08600	CIRCLIP PRESILLA REDONDA			1	1	
19	90501-11M10	SPRING, COMPRESSION RESORTE DE COMPRESION			1	1	
20	61A-44311-01	HOUSING, WATER PUMP CAJA BOMBA DE AGUA			1	1	
21	61A-44322-02	INSERT, CARTRIDGE CARTUCHO			1	1	

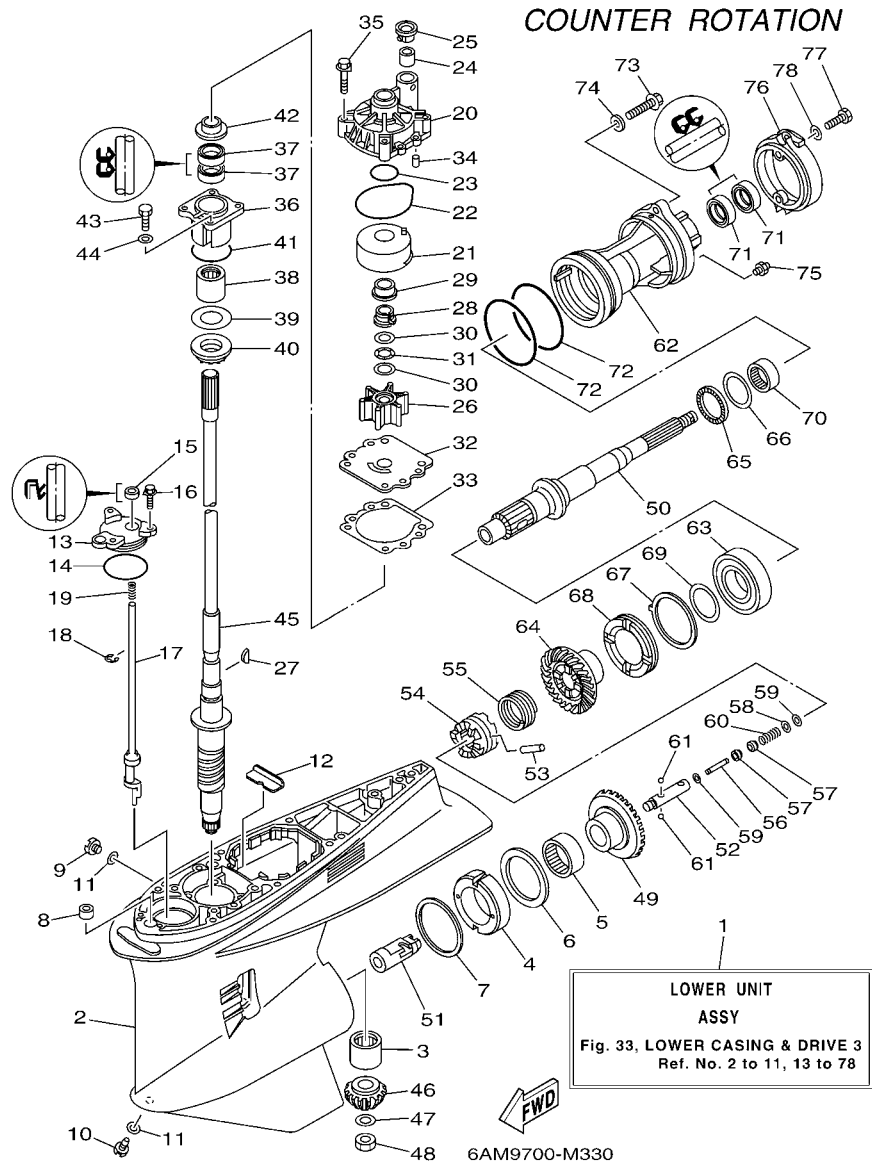


FIG. 33 LOWER CASING & DRIVE 3 IMPULSOR E INFERIOR 3

REF. NO.	PART NO. CODIGO Nº	DESCRIPTION DESCRIPCION	6AL9	6AS8	6AM9	6AT8	REMARKS OBSERVACIONES
22	93210-86M38	O-RING ANILLO O			1	1	
23	93210-37160	O-RING ANILLO O			1	1	
24	6E5-44365-00	DAMPER, WATER SEAL 1 HULE DE SELLO DE AGUA 1			1	1	
25	6E5-44312-00	COVER, WATER PUMP HOUSING CUBIERTA CAJA BOMBA DE AGUA			1	1	
26	6E5-44352-01	IMPELLER IMPULSOR			1	1	
27	90280-04M05	KEY, WOODRUFF CUNA WOODRUFF			1	1	
28	61A-45538-00	SPACER 1 ESPACIADOR 1			1	1	
29	61A-45527-00	COLLAR, DRIVE SHAFT COLLAR EJE FLECHA DE PROPULSIO			1	1	
30	90201-22M01	WASHER, PLATE ARANDELA PLANA			2	2	
31	90206-22M19	WASHER, WAVE ARANDELA ONDULADA			1	1	
32	6G5-44323-01	OUTER PLATE, CARTRIDGE PLACA EXTERIOR DEL CARTUCHO			1	1	
33	6E5-44315-A0	GASKET, WATER PUMP EMPAQUE			1	1	
34	93606-12019	PIN, DOWEL PASADOR DE CLAVIJA			2	2	
35	90119-08M14	BOLT, WITH WASHER TORNILLO CON ARANDELA			4	4	
36	61A-45331-00-9S	HOUSING, BEARING CAJA DE COJINETE			1	1	
37	93101-28M16	OIL SEAL SELLO ACEITE			2	2	
38	93317-330U2	BEARING COJINETE			1	1	
39	61A-45587-00	SHIM (T:0.10MM) LAINA (T:0.10MM)			1	1	UR
	61A-45587-10	SHIM (T:0.12MM) LAINA (T:0.12MM)			1	1	UR
	61A-45587-20	SHIM (T:0.15MM) LAINA (T:0.15MM)			1	1	UR
	61A-45587-30	SHIM (T:0.18MM) LAINA (T:0.18MM)			1	1	UR
	61A-45587-40	SHIM (T:0.30MM) LAINA (T:0.30MM)			1	1	UR
	61A-45587-50	SHIM (T:0.40MM) LAINA (T:0.40MM)			1	1	UR
	61A-45587-60	SHIM (T:0.50MM) LAINA (T:0.50MM)			1	1	UR
40	93341-93020	BEARING COJINETES CON RODAMIENTOS			1	1	
41	93210-55M14	O-RING ANILLO O			1	1	
42	6E5-45344-00	COVER, OIL SEAL CUBIERTA SELLO ACEITE			1	1	

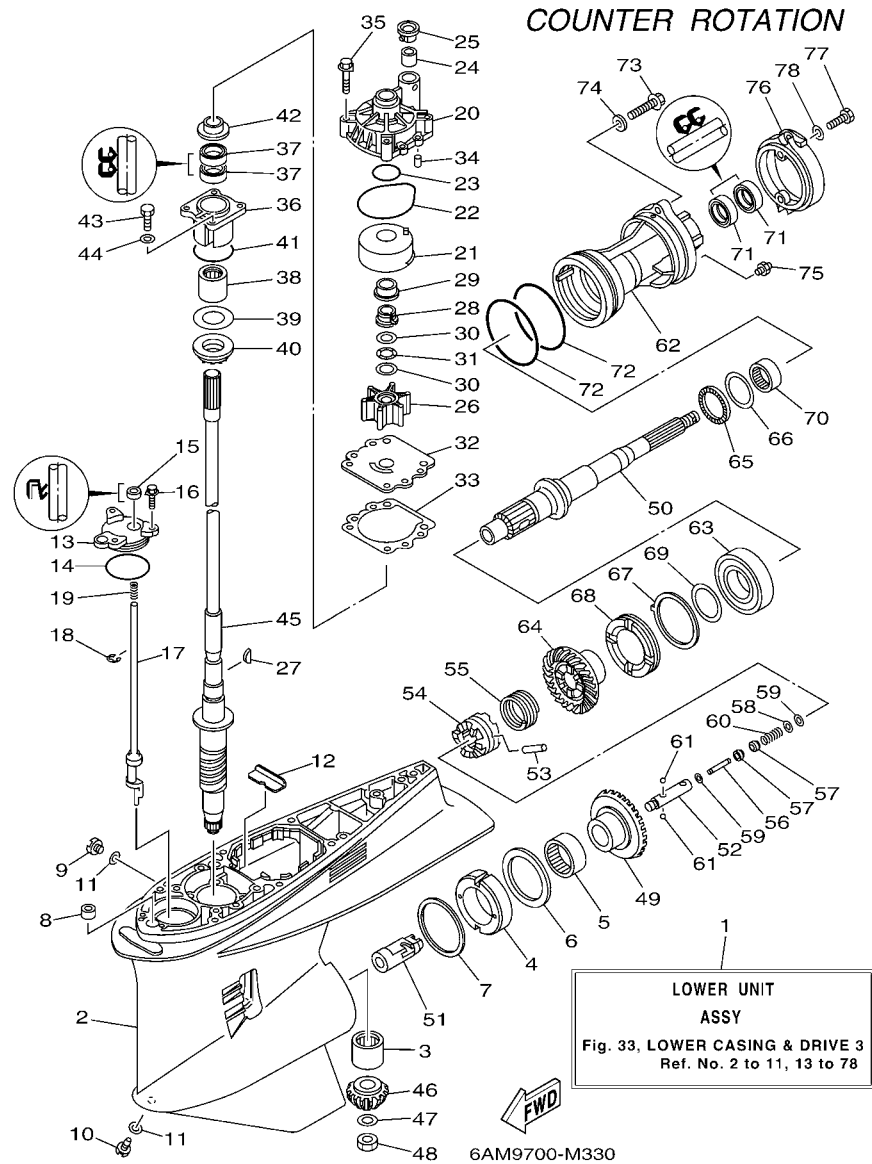


FIG. 33 LOWER CASING & DRIVE 3 IMPULSOR E INFERIOR 3

REF. NO.	PART NO. CODIGO N°	DESCRIPTION DESCRIPCION	6AL9	6AS8	6AM9	6AT8	REMARKS OBSERVACIONES
43	97095-08025	BOLT PERNO			4	4	
44	92995-08600	WASHER ARANDELA			4	4	
45	69J-45501-00	DRIVE SHAFT COMP. EJE DE MANDO COMPL.			1	1	X(25.3") X(25.3")
46	6P2-45551-02	PINION (15T) PINON (15T)			1	1	
47	90201-16M00	WASHER, PLATE ARANDELA PLANA			1	1	
48	90170-16M19	NUT TUERCA			1	1	
49	6P3-45560-00	GEAR 1 (30T) ENGRANAJE 1 (30T)			1	1	
50	69K-45611-00	SHAFT, PROPELLER EJE PROPUSOR			1	1	
51	61B-45641-01	SHIFTER CAMBIO			1	1	
52	61A-45634-01	SLIDE, SHIFT DESLIZADOR, CAMBIO			1	1	
53	61A-45632-00	PIN, CROSS PASADOR TRANSVERSAL			1	1	
54	69J-45631-00	CLUTCH, DOG EMBRAGUE DE GARRA			1	1	
55	61A-45633-00	RING, CROSS PIN ANILLO DE PASADOR			1	1	
56	6H1-45668-00	SHAFT, FREE 1 EJE 1			1	1	
57	61A-45635-00	PLUNGER, SHIFT EMBOLO DE CAMBIO			2	2	
58	90201-02M00	WASHER, PLATE ARANDELA PLANA			1	1	
59	90183-02M03	NUT, SPRING TUERCA DE RESORTE			2	2	
60	90501-10M77	SPRING, COMPRESSION RESORTE DE COMPRESION			1	1	
61	93501-04011	BALL BOLA			2	2	
62	69K-45332-00	HOUSING, BEARING CAJA BALERO 2			1	1	
63	93332-00048	BEARING COJINETE			1	1	
64	6P3-45571-01	GEAR 2 (30T) ENGRANAJE 2 (30T)			1	1	
65	93341-440U5	BEARING COJINETES CON RODAMIENTOS			1	1	
66	6K1-45578-01	SHIM (T:0.10MM) LAINA (T:0.10MM)			1	1	UR
	6K1-45578-10	SHIM (T:0.12MM) LAINA (T:0.12MM)			1	1	UR
	6K1-45578-20	SHIM (T:0.15MM) LAINA (T:0.15MM)			1	1	UR
	6K1-45578-30	SHIM (T:0.18MM) LAINA (T:0.18MM)			1	1	UR

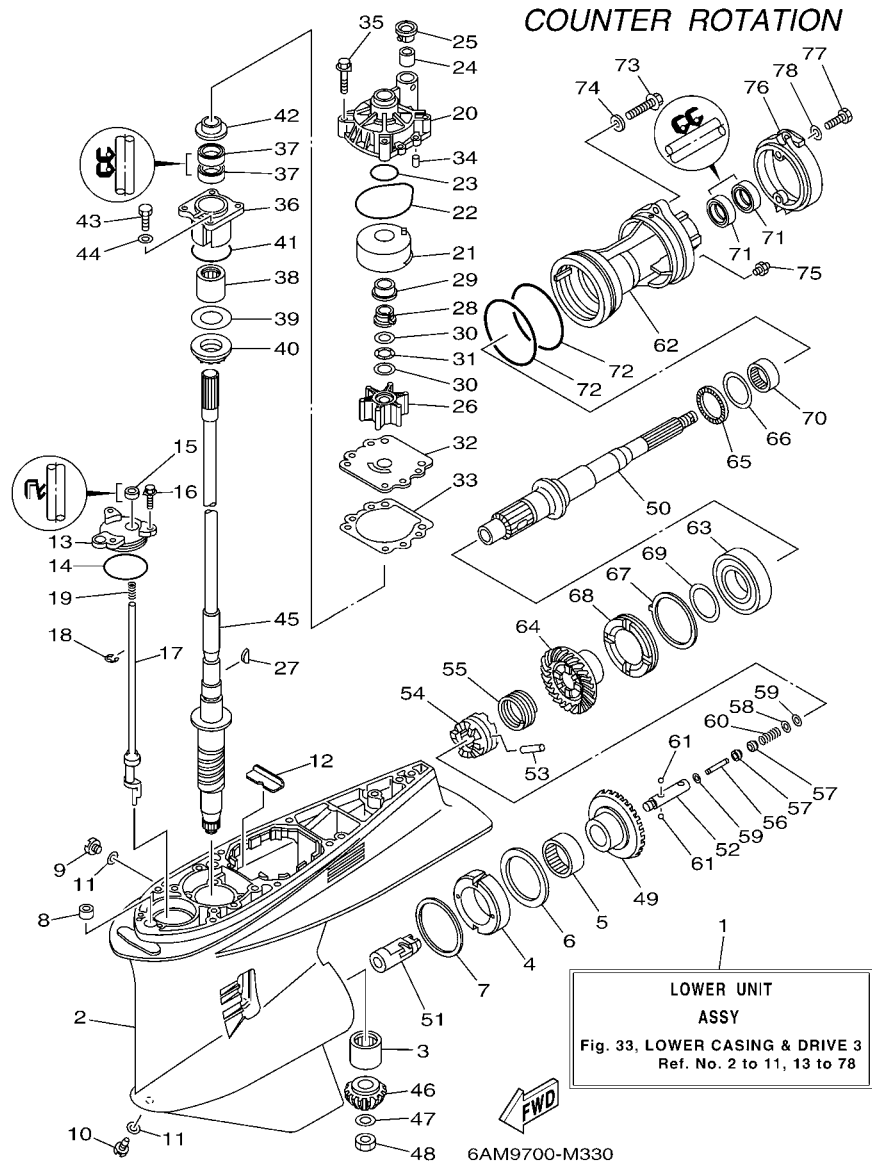
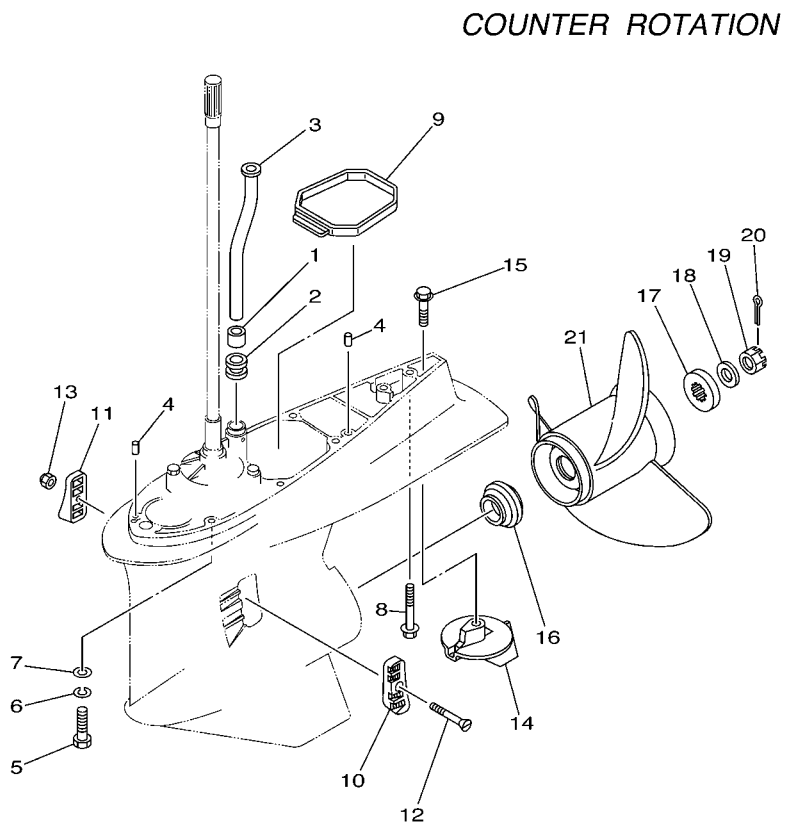


FIG. 33 LOWER CASING & DRIVE 3 IMPULSOR E INFERIOR 3

REF. NO.	PART NO. CODIGO Nº	DESCRIPTION DESCRIPCION	6AL9	6AS8	6AM9	6AT8	REMARKS OBSERVACIONES
66	6K1-45578-40	SHIM (T:0.30MM) LAINA (T:0.30MM)			1	1	UR UR
	6K1-45578-50	SHIM (T:0.40MM) LAINA (T:0.40MM)			1	1	UR UR
	6K1-45578-60	SHIM (T:0.50MM) LAINA (T:0.50MM)			1	1	UR UR
67	61B-45383-00	WASHER, CLAW ARANDELA DE UNA			1	1	
68	69K-45384-00	NUT TUERCA			1	1	
69	69K-45577-00	SHIM (T:0.10MM) LAINA (:0.10MM)			1	1	UR UR
	69K-45577-10	SHIM (T:0.12MM) LAINA (:0.12MM)			1	1	UR UR
	69K-45577-20	SHIM (T:0.15MM) LAINA (T:0.15MM)			1	1	UR UR
	69K-45577-30	SHIM (T:0.18MM) LAINA (T:0.18MM)			1	1	UR UR
	69K-45577-40	SHIM (T:0.30MM) LAINA (T:0.30MM)			1	1	UR UR
	69K-45577-50	SHIM (T:0.40MM) LAINA (T:0.40MM)			1	1	UR UR
	69K-45577-60	SHIM (T:0.50MM) LAINA (T:0.50MM)			1	1	UR UR
70	93315-43061	BEARING COJINETE DE RODILLOS			1	1	
71	93101-30M17	OIL SEAL SELLO ACEITE			2	2	
72	93211-04384	O-RING ANILLO O			2	2	
73	90105-08049	BOLT, FLANGE TORNILLO			2	2	
74	90201-08023	WASHER, PLATE ARANDELA PLANA			2	2	
75	93700-09M00	NIPPLE, GREASE BOQUILLA DE ENGRASAR			1	1	
76	69J-45361-00-8D	CAP, LOWER CASING FUNDA INFERIOR			1	1	
77	97095-08020	BOLT PERNO			2	2	
78	92995-08600	WASHER ARANDELA			2	2	

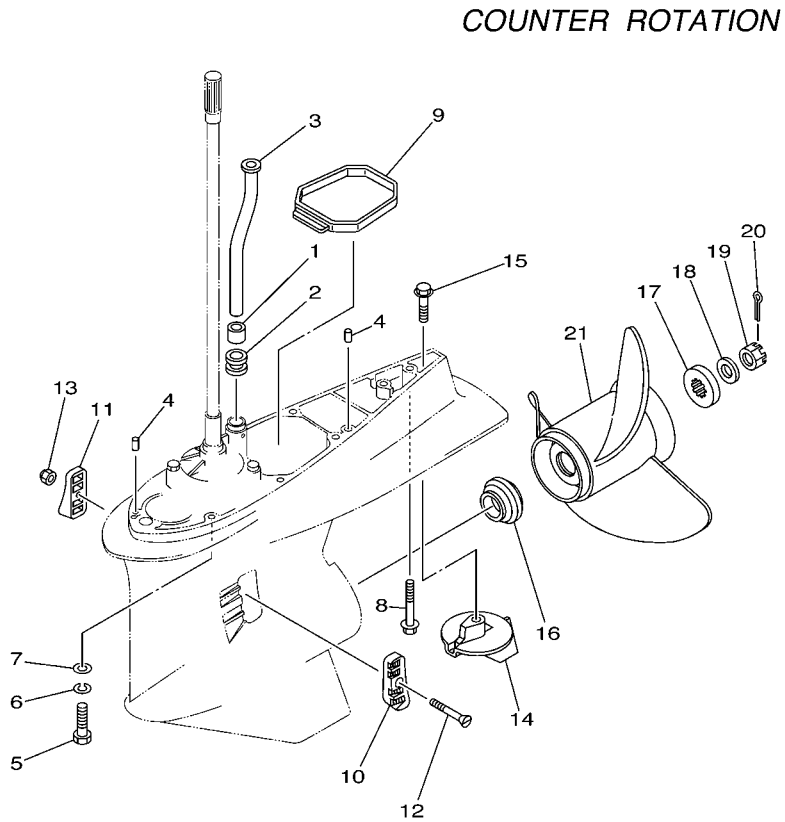
FIG. 34 LOWER CASING & DRIVE 4 IMPULSOR E INFERIOR 4




69K2100-3340

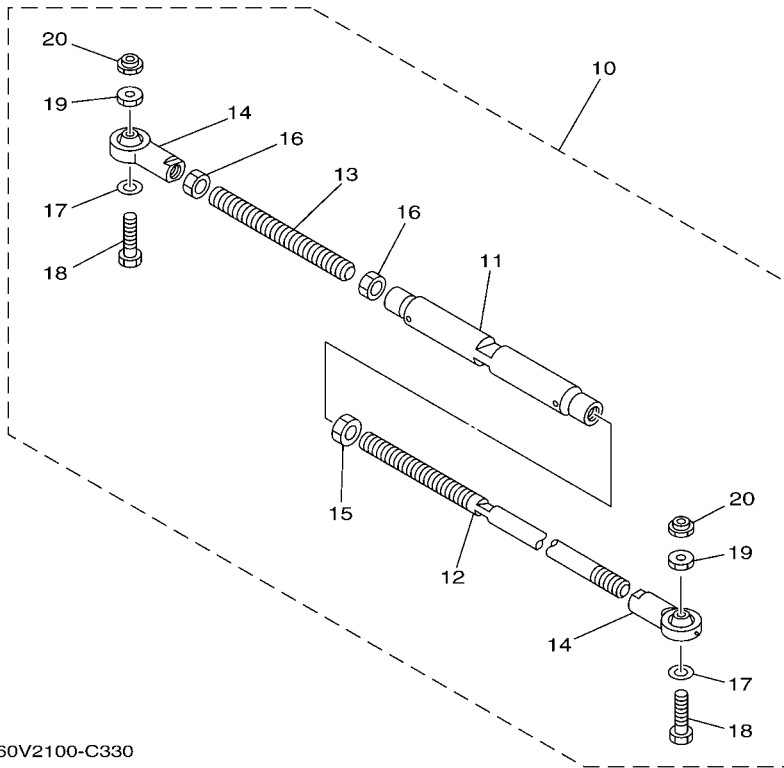
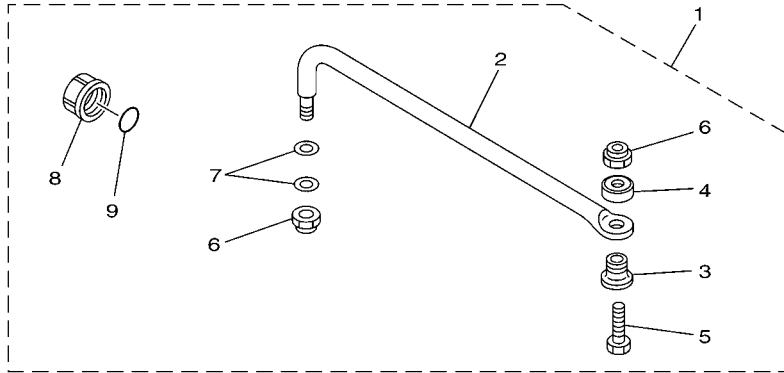
REF. NO.	PART NO. CODIGO Nº	DESCRIPTION DESCRIPCION	6AL9	6AS8	6AM9	6AT8	REMARKS OBSERVACIONES
1	6E5-44365-00	DAMPER, WATER SEAL 1 HULE DE SELLO DE AGUA 1			1	1	
2	6E5-44366-00	DAMPER, WATER SEAL 2 GOMA DEL SELLO DE AGUA 2			1	1	
3	6S1-44361-01	TUBE, WATER 1 TUBO DE AGUA 1			1	1	X(25.3") X(25.3")
4	93608-12M05	PIN, DOWEL PASADOR DE CLAVIJA			2	2	
5	97095-10045	BOLT PERNO			7	7	X(25.3") X(25.3")
6	92995-10100	WASHER ARANDELA			7	7	X(25.3") X(25.3")
7	92995-10600	WASHER ARANDELA			7	7	X(25.3") X(25.3")
8	90119-10MA2	BOLT, WITH WASHER TORNILLO CON ARANDELA			1	1	X(25.3") X(25.3")
9	69J-45375-00	DAMPER, SEAL GOMA DE SELLO			1	1	
10	61A-45214-11	COVER, WATER INLET 1 CUBIERTA ENTRADA AGUA 1			1	1	
11	61A-45215-11	COVER, WATER INLET 2 CUBIERTA ENTRADA AGUA 2			1	1	
12	90152-05003	SCREW, COUNTERSUNK TORNILLO EMBUTIDO			1	1	
13	90185-05002	NUT, NYLON TUERCA AUTOBLOCANTE			1	1	
14	61A-45371-00	TAB-TRIM QUILLA ESTABILIZADOR			1	1	
15	90105-10M00	BOLT, FLANGE TORNILLO			1	1	
16	69J-45987-00	SPACER 1 ESPACIADOR 1			1	1	
17	688-45997-01	SPACER 2 ESPACIADOR 2			1	1	
18	92990-18200	WASHER ARANDELA PLANA			1	1	
19	90171-18M04	NUT, CASTLE TUERCA ENTALLADA			1	1	
20	91490-40030	PIN, COTTER CHAVETA			1	1	
21	6K1-45970-01	PROPELLER (3X15-1/4"X15"-ML) PROPELA (3X15-1/4"X15"-ML)			1	1	UR UR
	6K1-45972-01	PROPELLER (3X13-3/4"X21"-ML) PROPELA (3X13-3/4"X21"-ML)			1	1	UR UR
	6K1-45974-02	PROPELLER (3X13-3/4"X19"-ML1) PROPELA (3X13-3/4"X19"-ML1)			1	1	UR UR
	6K1-45978-02	PROPELLER (3X13-3/4"X17"-ML1) PROPELA (3X13-3/4"X17"-ML1)			1	1	UR UR
	61B-45972-00	PROPELLER (3X14-1/2"X21"-TL) PROPELA (3X14-1/2"X21"-TL)			1	1	UR UR
	61B-45974-00	PROPELLER (3X14-1/2"X19"-TL) PROPELA (3X14-1/2"X19"-TL)			1	1	UR UR
	61B-45978-00	PROPELLER (3X15"X17"-TL) PROPELA (3X15"X17"-TL)			1	1	UR UR

FIG. 34 LOWER CASING & DRIVE 4 IMPULSOR E INFERIOR 4



69K2100-3340

REF. NO.	PART NO. CODIGO Nº	DESCRIPTION DESCRIPCION	6AL9	6AS8	6AM9	6AT8	REMARKS OBSERVACIONES
21	6R1-45970-A1	PROPELLER (3X15-1/4"X19"-ML) PROPELA (3X15-1/4"X19"-ML)			1	1	UR UR
	6R1-45972-A0	PROPELLER (3X14-7/8"X21"-ML) PROPELA (3X14-7/8"X21"-ML)			1	1	UR UR
	6R1-45974-A0	PROPELLER (3X14-1/2"X23"-ML) PROPELA (3X14-1/2"X23"-ML)			1	1	UR UR
	6R1-45976-A0	PROPELLER (3X15-1/4"X15"-ML) PROPELA (3X15-1/4"X15"-ML)			1	1	UR UR
	6R1-45978-A0	PROPELLER (3X15-1/4"X17"-ML) PROPELA (3X15-1/4"X17"-ML)			1	1	UR UR
- - -	6BS-45B70-00	PROPELLER (4X15"X21"-TL) PROPELA (4X15"X21"-TL)			1	1	UR UR
	6BS-45B72-00	PROPELLER (4X15"X22"-TL) PROPELA (4X15"X22"-TL)			1	1	UR UR
	6BS-45B74-00	PROPELLER (4X15"X23"-TL) PROPELA (4X15"X23"-TL)			1	1	UR UR
- - -							
- - -							
- - -							
- - -							
- - -							
- - -							



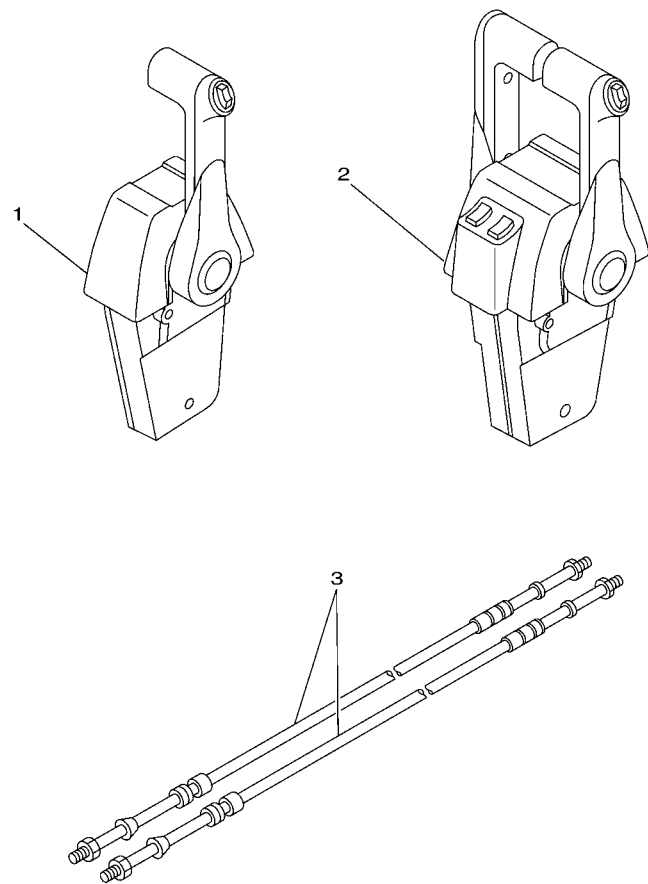
60V2100-C330

FIG. 35 STEERING GUIDE

DIRECCIONGUIAR

REF. NO.	PART NO. CODIGO Nº	DESCRIPTION DESCRIPCION	6AL9	6AS8	6AM9	6AT8	REMARKS OBSERVACIONES
1	6E5-61350-02	STEERING GUIDE ATTACHMENT KIT ESTUCHE ADITAMENTO GUIA DE TIM	1	1			AP AP
2	6E5-61351-01	.ROD, STEERING LINK .VARILLA ESLABON DIRECCION	1	1			
3	90387-10M61	.COLLAR .ESPACIADOR	1	1			
4	90560-12M01	.SPACER .SEPARADOR	1	1			
5	6E5-61355-00	.BOLT .TORNILLO	1	1			
6	90185-09M01	.NUT, SELF-LOCKING .TUERCA AUTOBLOCANTE	2	2			
7	90201-10M20	.WASHER, PLATE .ARANDELA PLANA	2	2			
8	6E5-43145-01	.CAP, CLAMP BRACKET .TAPA	1	1			
9	93210-16275	.O-RING .ANILLO O	1	1			
10	6E5-61301-01	TWIN KIT (L:600-800MM) KIT ADITAMENTO (L:600-800MM)			1	1	AP AP
11	6E5-61313-00	.ADJUSTER .AJUSTADOR			1	1	
12	6E5-61311-11	.TIE BAR .BARRA SEPARADORA			1	1	
13	6E5-61315-00	.TIE BAR .ROTOR DE BOMBA AGUA			1	1	
14	6E5-61303-00	.STEERING AXLE COMP. .OJO-DIRECCION COMPL.			2	2	
15	90170-14M06	.NUT .TUERCA			1	1	
16	95380-14700	.NUT .TUERCA			2	2	
17	90201-10M76	.WASHER, PLATE .ARANDELA PLANA			2	2	
18	90101-09M70	.BOLT .TORNILLO			2	2	
19	90170-09M05	.NUT .TUERCA			2	2	
20	90185-09M01	.NUT, SELF-LOCKING .TUERCA AUTOBLOCANTE			2	2	

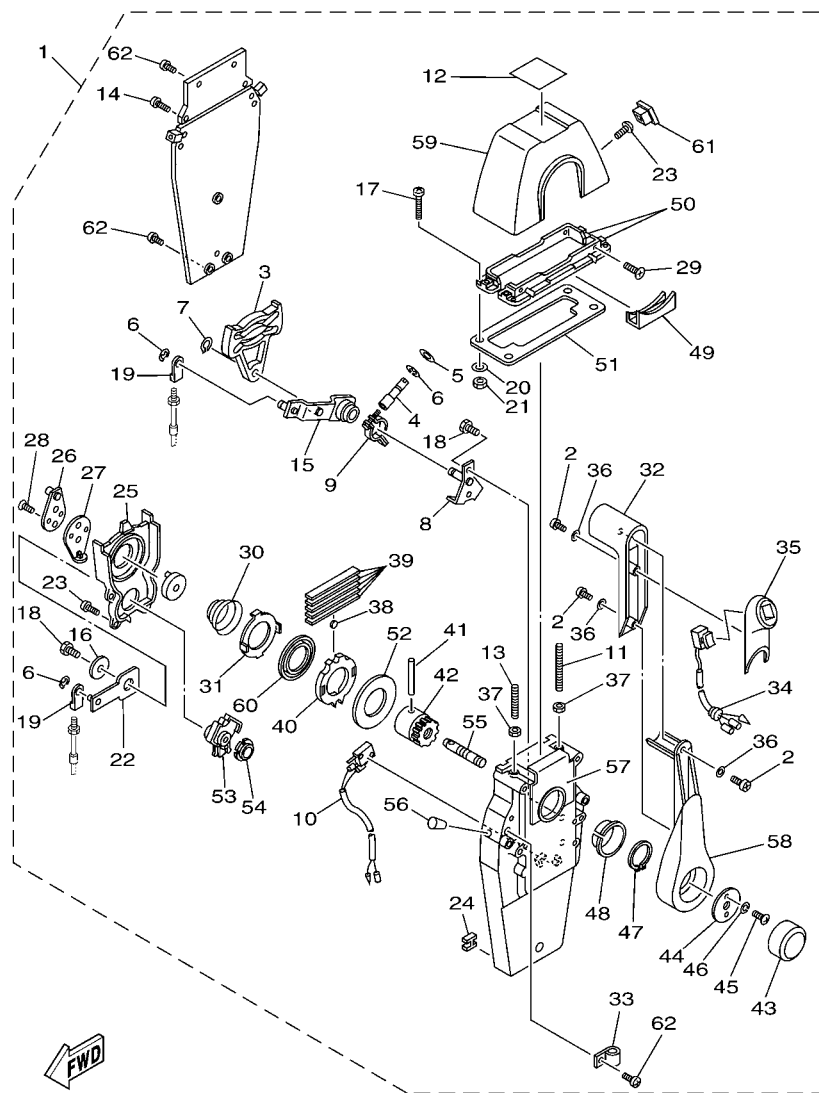
FIG. 36 REMOTE CONTROL BOX CONTROL REMOTO COMPLETO



FWD
 6P21110-D350

REF. NO.	PART NO. CODIGO N°	DESCRIPTION DESCRIPCION	6AL9	6A98	6AM9	6AT8	REMARKS OBSERVACIONES
1	704-48205-P1	REMOTE CONTROL ASSY (RIGHT) REMOTO CONTROL COMPL (RECTO)	1	1			AP CAR WITH PT/T SW. AP CAR WITH PT/T SW.
2	704-48207-P1	REMOTE CONTROL ASSY REMOTO CONTROL COMPL.			1	1	AP CAR WITH PT/T SW. AP CAR WITH PT/T SW.
3	701-48320-50	CABLE, REMOTE CONTROL L=15F CABLE CONTROL REMOTO L=15F	2	2	2	2	UR UR
	701-48320-60	CABLE, REMOTE CONTROL L=16F CABLE CONTROL REMOTO L=16F	2	2	2	2	UR UR
	701-48320-80	CABLE, REMOTE CONTROL L=17F CABLE CONTROL REMOTO L=17F	2	2	2	2	UR UR
	701-48350-00	CABLE, REMOTE CONTROL L=21F CABLE CONTROL REMOTO L=21F	2	2	2	2	UR UR
	701-48350-20	CABLE, REMOTE CONTROL L=23F CABLE CONTROL REMOTO L=23F	2	2	2	2	UR UR

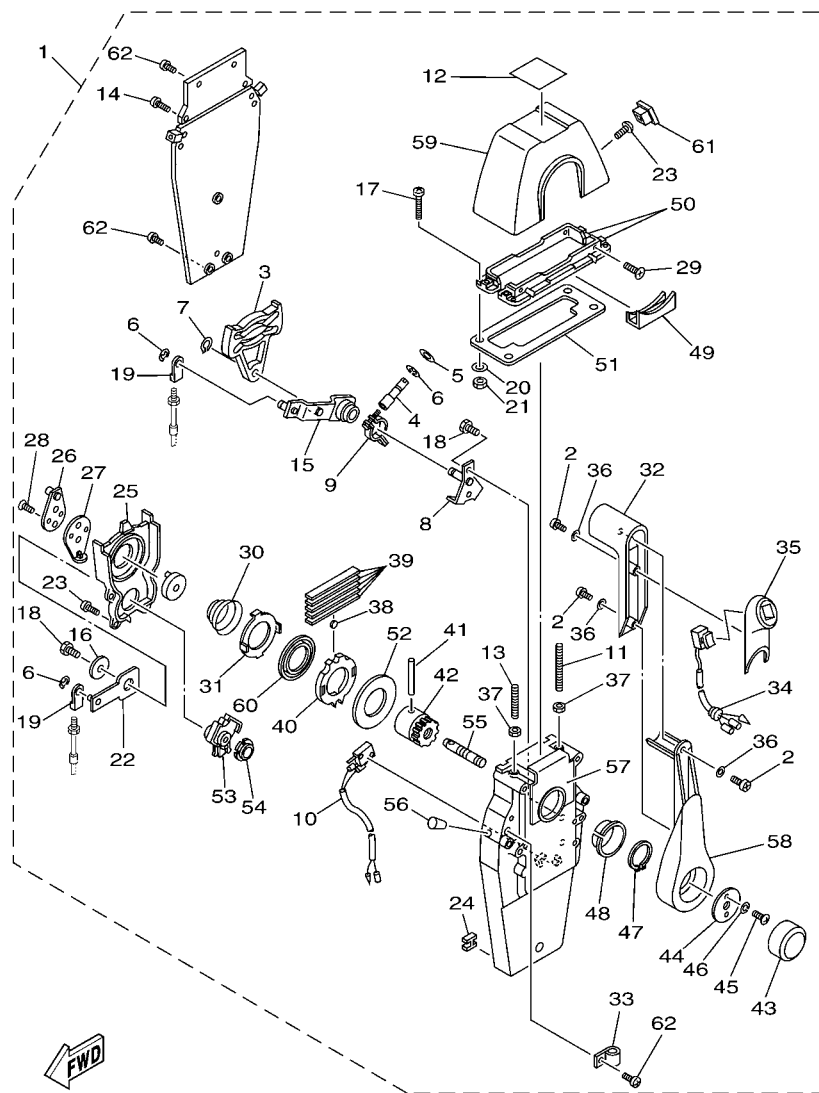
FIG. 37 REMOTE CONTROL ASSY 1 CONTROL REMOTO COMPL 1



6C23100-F340

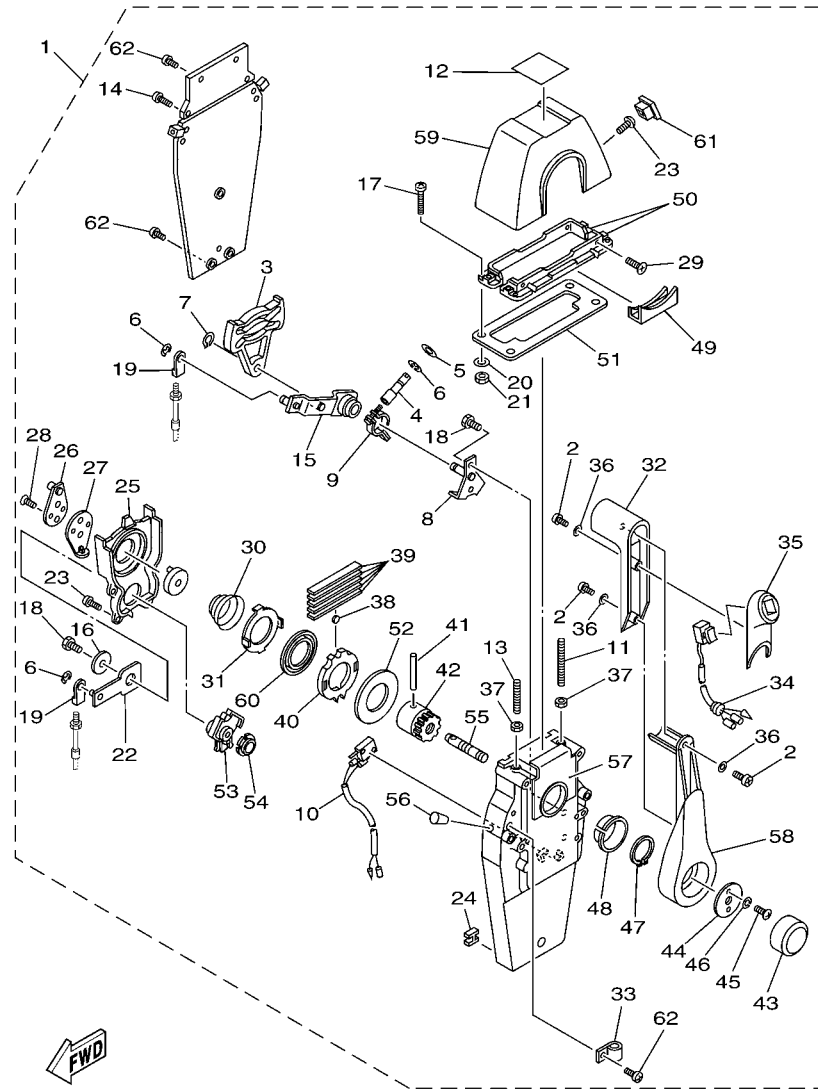
REF. NO.	PART NO. CODIGO Nº	DESCRIPTION DESCRIPCION	6AL9	6AS8	6AM9	6AT8	REMARKS OBSERVACIONES
1	704-48205-P1	REMOTE CONTROL ASSY (RIGHT) REMOTO CONTROL COMPL (RECTO)	1	1			AP CAR WITH PT/T SW. AP CAR WITH PT/T SW.
2	704-48128-00	.SCREW 2 .TORNILLO 2	3	3			
3	EL8-48251-00	.PLATE, CAM .PLACA, LEVA	1	1			
4	704-48265-00	.SHAFT, FRICTION .EJE FRICCION	1	1			
5	701-48246-00	.SPACER .ESPACIADOR	1	1			
6	93430-06024	.CIRCLIP .SEGURO	4	4			
7	EL8-48259-00	.CIRCLIP 1 .SEGURO	1	1			
8	704-48262-00	.SHAFT, THROTTLE .EJE DE ACELERADOR	1	1			
9	704-48264-00	.THROTTLE, FRICTION .FRICCION DE ACELERADOR	1	1			
10	704-82540-20	.NEUTRAL SWITCH ASSY .INTERRUPTOR NEUTRAL COMPL	1	1			
11	EL8-48281-00	.SCREW .TORNILLO 1	1	1			
12	704-48215-20	.GRAPHIC .CALCOMANIA 1	1	1			
13	704-48281-00	.SCREW .TORNILLO 1	1	1			
14	97890-05025	.SCREW, PAN HEAD .TORNILLO	2	2			
15	704-48261-00	.ARM, THROTTLE .BRAZO ACELERADOR	1	1			
16	EL8-48191-00	.WASHER 1 .ARANDELA	1	1			
17	704-48283-00	.SCREW .TORNILLO 3	4	4			
18	97380-06018	.BOLT .TORNILLO HEXAGONAL	3	3			
19	703-48345-01	.CABLE END, REMOTE CONTROL 2 .TERMINAL CABLE DE CONTROL REMO	2	2			
20	704-48287-00	.WASHER .ARANDELA	4	4			
21	95380-05600	.NUT .TUERCA	4	4			
22	704-48271-00	.ARM, SHIFT .BRAZO CAMBIADOR	1	1			
23	EL8-48127-00	.SCREW 1 .TORNILLO 1	10	10			
24	703-48358-00	.ANCHOR, CABLE .ABRAZADERA CABLE	1	1			
25	704-48231-00	.HOUSING, GEAR .CAJA, ENGRANAJE	1	1			
26	EL8-48241-00	.ARM, DRIVE .BRAZO, MANDO	1	1			
27	EL8-48254-00	.STOPPER, THROTTLE ADJUSTING .TAPON	1	1			

FIG. 37 REMOTE CONTROL ASSY 1 CONTROL REMOTO COMPL 1



6C23100-F340

REF. NO.	PART NO. CODIGO Nº	DESCRIPTION DESCRIPCION	6AL9	6A88	6AM9	6AT8	REMARKS OBSERVACIONES
28	92780-06020	.SCREW, FLAT HEAD .TORNILLO CABEZA PLANA	2	2			
29	98780-05018	.SCREW, FLAT HEAD .TORNILLO CABEZA PLANA	4	4			
30	EL8-48244-00	.SPRING, FREE ACCEL. .RESORTE ACELERADOR LIBRE	1	1			
31	EL8-48245-00	.PLATE, LOCK .PLACA CERRADURA	1	1			
32	704-48222-P0	.GRIP, CONTROL LEVER .MANGO DE PALANCA CONTROL	1	1			
33	704-82594-00	.CLAMP .GRAMPA	1	1			
34	704-82563-41	.TRIM & TILT SWITCH ASSY .INTERRUPTOR DE INCLINACION	1	1			
35	704-48229-P1	.GRIP, CONTROL LEVER .MANGO DE PALANCA CONTROL 2	1	1			
36	92990-05300	.WASHER, INTERNAL TOOTH .ARANDELA PLANA	3	3			
37	95380-06600	.NUT, HEXAGON .TUERCA	2	2			
38	701-48248-00	.ROLLER, FREE ACCEL. .RODILLO ACELERADOR LIBRE	1	1			
39	704-48238-00	.SPRING, DETENT .RESORTE	5	5			
40	704-48232-P1	.GEAR .ENGRANAJE 1	1	1			
41	EL8-48164-00	.PIN 2 .PASADOR 2	1	1			
42	704-48242-10	.SHAFT, DRIVE .EJE, PROPULSION	1	1			
43	6X3-48225-20	.COVER .CUBIERTA	1	1			
44	704-48192-00	.WASHER 2 .RONDANA 2	1	1			
45	97890-06018	.SCREW, PAN HEAD .TORNILLO	2	2			
46	92990-06300	.WASHER, INTERNAL TOOTH .ARANDELA PLANA	2	2			
47	EL8-48279-00	.CIRCLIP 2 .SEGURO2	1	1			
48	704-48234-00	.BUSHING 1 .BUJE	1	1			
49	704-48219-P0	.COVER, LEAD .CUBIERTA	1	1			
50	704-48144-10	.PLATE, STOPPER 2 .PLACA, RETEN 2	2	2			
51	704-48176-00	.GROMMET .TOPON	1	1			
52	704-48192-P0	.WASHER 2 .RONDANA 2	1	1			
53	704-48233-00	.GEAR 2 .ENGRANAJE 2	1	1			
54	704-48235-00	.BUSHING .BUJE	1	1			



6C23100-F340

FIG. 37 REMOTE CONTROL ASSY 1 CONTROL REMOTO COMPL 1

REF. NO.	PART NO. CODIGO N°	DESCRIPTION DESCRIPCION	6AL9	6AS8	6AM9	6AT8	REMARKS OBSERVACIONES
55	704-48153-00	.SHAFT, FREE ACCEL. .EJE	1	1			
56	704-48166-00	.PLUG .TAPON	1	1			
57	704-48284-P0	.GROMMET .TAPON	1	1			
58	704-48221-P0	.LEVER, CONTROL .PALANCA CONTROL	1	1			
59	704-48119-31	.COVER .CUBIERTA	1	1			
60	704-48178-10	.PLATE, SHIFT .PLACA	1	1			
61	704-48167-01	.PLUG .TAPON AGUJERO	1	1			
62	97890-05016	.SCREW, PAN HEAD .TORNILLO	3	3			

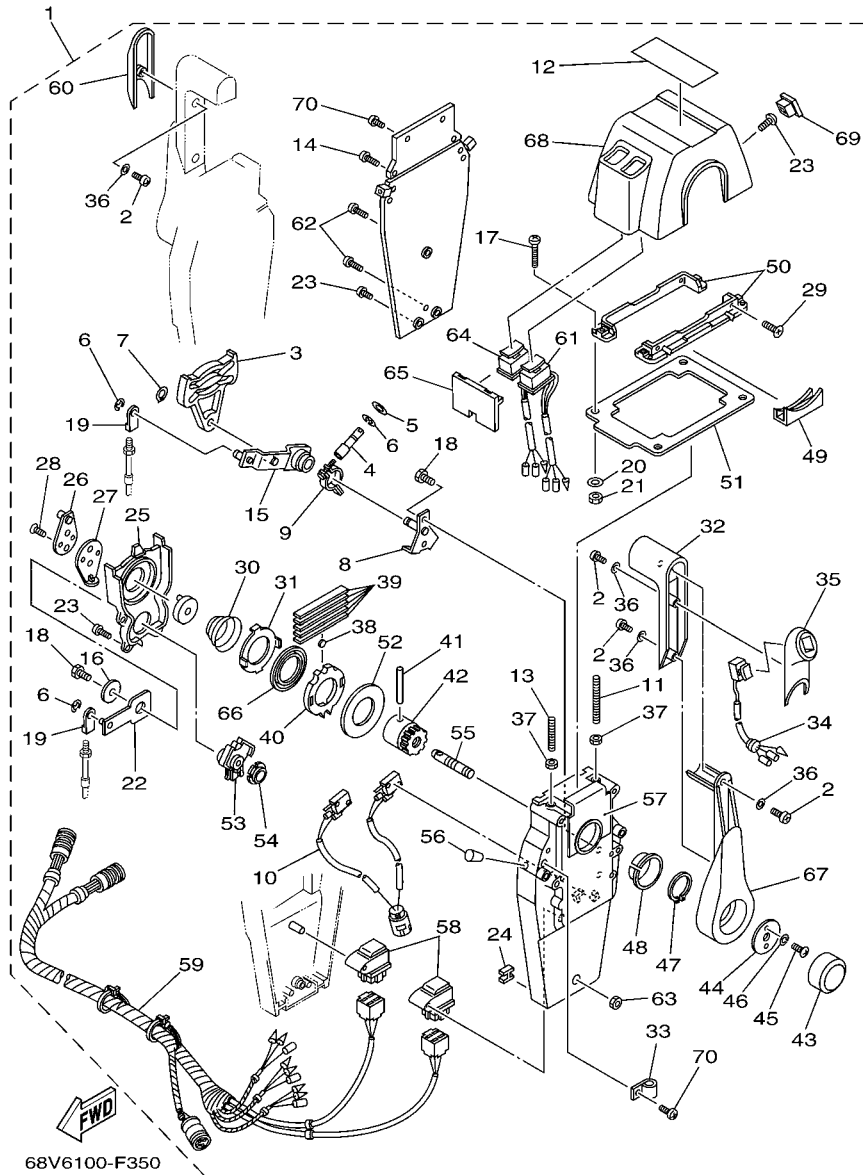
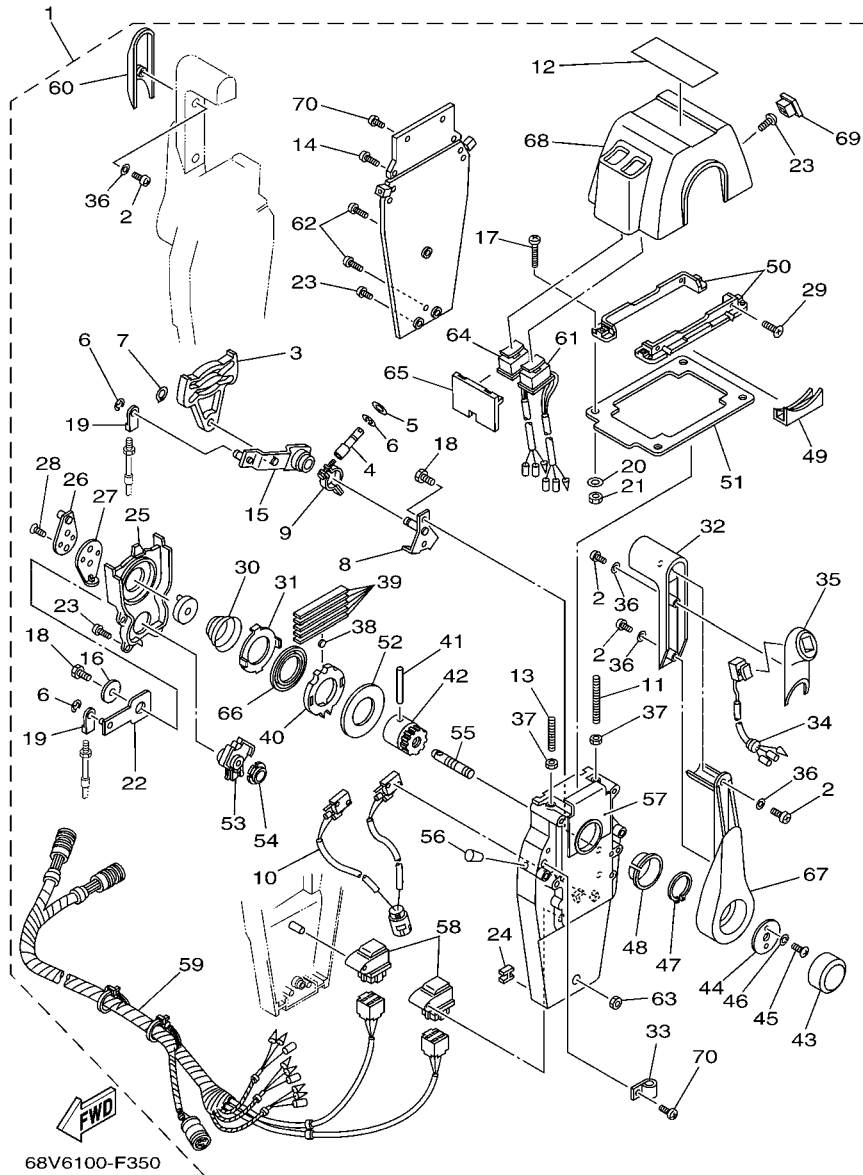


FIG. 38 REMOTE CONTROL ASSY 2 CONTROL REMOTO COMPL 2

REF. NO.	PART NO. CODIGO N°	DESCRIPTION DESCRIPCION	6AL9	6AS8	6AM9	6AT8	REMARKS OBSERVACIONES
1	704-48207-P1	REMOTE CONTROL ASSY REMOTO CONTROL COMPL.			1	1	AP CAR WITH PT/T SW. AP CAR WITH PT/T SW.
2	704-48128-00	.SCREW 2 .TORNILLO 2			6	6	
3	EL8-48251-00	.PLATE, CAM .PLACA, LEVA			2	2	
4	704-48265-00	.SHAFT, FRICTION .EJE FRICCION			2	2	
5	701-48246-00	.SPACER .ESPACIADOR			2	2	
6	93430-06024	.CIRCLIP .SEGURO			8	8	
7	EL8-48259-00	.CIRCLIP 1 .SEGURO			2	2	
8	704-48262-00	.SHAFT, THROTTLE .EJE DE ACELERADOR			2	2	
9	704-48264-00	.THROTTLE, FRICTION .FRICCION DE ACELERADOR			2	2	
10	704-82540-30	.NEUTRAL SWITCH ASSY .INTERRUPTOR NEUTRAL COMPL			1	1	
11	EL8-48281-00	.SCREW .TORNILLO 1			2	2	
12	704-48215-30	.GRAPHIC .CALCOMANIA 1			1	1	
13	704-48281-00	.SCREW .TORNILLO 1			2	2	
14	97890-05025	.SCREW, PAN HEAD .TORNILLO			4	4	
15	704-48261-00	.ARM, THROTTLE .BRAZO ACELERADOR			2	2	
16	EL8-48191-00	.WASHER 1 .ARANDELA			2	2	
17	704-48283-00	.SCREW .TORNILLO 3			4	4	
18	97380-06018	.BOLT .TORNILLO HEXAGONAL			6	6	
19	703-48345-01	.CABLE END, REMOTE CONTROL 2 .TERMINAL CABLE DE CONTROL REMO			4	4	
20	704-48287-00	.WASHER .ARANDELA			4	4	
21	95380-05600	.NUT .TUERCA			4	4	
22	704-48271-00	.ARM, SHIFT .BRAZO CAMBIADOR			2	2	
23	EL8-48127-00	.SCREW 1 .TORNILLO 1			18	18	
24	703-48358-00	.ANCHOR, CABLE .ABRAZADERA CABLE			2	2	
25	704-48231-00	.HOUSING, GEAR .CAJA, ENGRANAJE			2	2	
26	EL8-48241-00	.ARM, DRIVE .BRAZO, MANDO			2	2	
27	EL8-48254-00	.STOPPER, THROTTLE ADJUSTING .TAPON			2	2	



68V6100-F350

FIG. 38 REMOTE CONTROL ASSY 2 CONTROL REMOTO COMPL 2

REF. NO.	PART NO. CODIGO N°	DESCRIPTION DESCRIPCION	6AL9	6AS8	6AM9	6AT8	REMARKS OBSERVACIONES
28	92780-06020	.SCREW, FLAT HEAD .TORNILLO CABEZA PLANA			4	4	
29	98780-05018	.SCREW, FLAT HEAD .TORNILLO CABEZA PLANA			4	4	
30	EL8-48244-00	.SPRING, FREE ACCEL. .RESORTE ACELERADOR LIBRE			2	2	
31	EL8-48245-00	.PLATE, LOCK .PLACA CERRADURA			2	2	
32	704-48222-P0	.GRIP, CONTROL LEVER .MANGO DE PALANCA CONTROL			2	2	
33	704-82594-00	.CLAMP .GRAMPA			1	1	
34	704-82563-51	.TRIM & TILT SWITCH ASSY .INTERRUPTOR DE INCLINACION			1	1	
35	704-48229-P1	.GRIP, CONTROL LEVER .MANGO DE PALANCA CONTROL 2			1	1	
36	92990-05300	.WASHER, INTERNAL TOOTH .ARANDELA PLANA			6	6	
37	95380-06600	.NUT, HEXAGON .TUERCA			4	4	
38	701-48248-00	.ROLLER, FREE ACCEL. .RODILLO ACELERADOR LIBRE			2	2	
39	704-48238-00	.SPRING, DETENT .RESORTE			10	10	
40	704-48232-P1	.GEAR .ENGRANAJE 1			2	2	
41	EL8-48164-00	.PIN 2 .PASADOR 2			2	2	
42	704-48242-10	.SHAFT, DRIVE .EJE, PROPULSION			2	2	
43	6X3-48225-20	.COVER .CUBIERTA			2	2	
44	704-48192-00	.WASHER 2 .RONDANA 2			2	2	
45	97890-06018	.SCREW, PAN HEAD .TORNILLO			4	4	
46	92990-06300	.WASHER, INTERNAL TOOTH .ARANDELA PLANA			4	4	
47	EL8-48279-00	.CIRCLIP 2 .SEGURO2			2	2	
48	704-48234-00	.BUSHING 1 .BUJE			2	2	
49	704-48219-P0	.COVER, LEAD .CUBIERTA			2	2	
50	704-48144-20	.PLATE, STOPPER 2 .PLACA, RETEN 2			2	2	
51	704-48176-10	.GROMMET .TOPON			1	1	
52	704-48192-P0	.WASHER 2 .RONDANA 2			2	2	
53	704-48233-00	.GEAR 2 .ENGRANAJE 2			2	2	
54	704-48235-00	.BUSHING .BUJE			2	2	

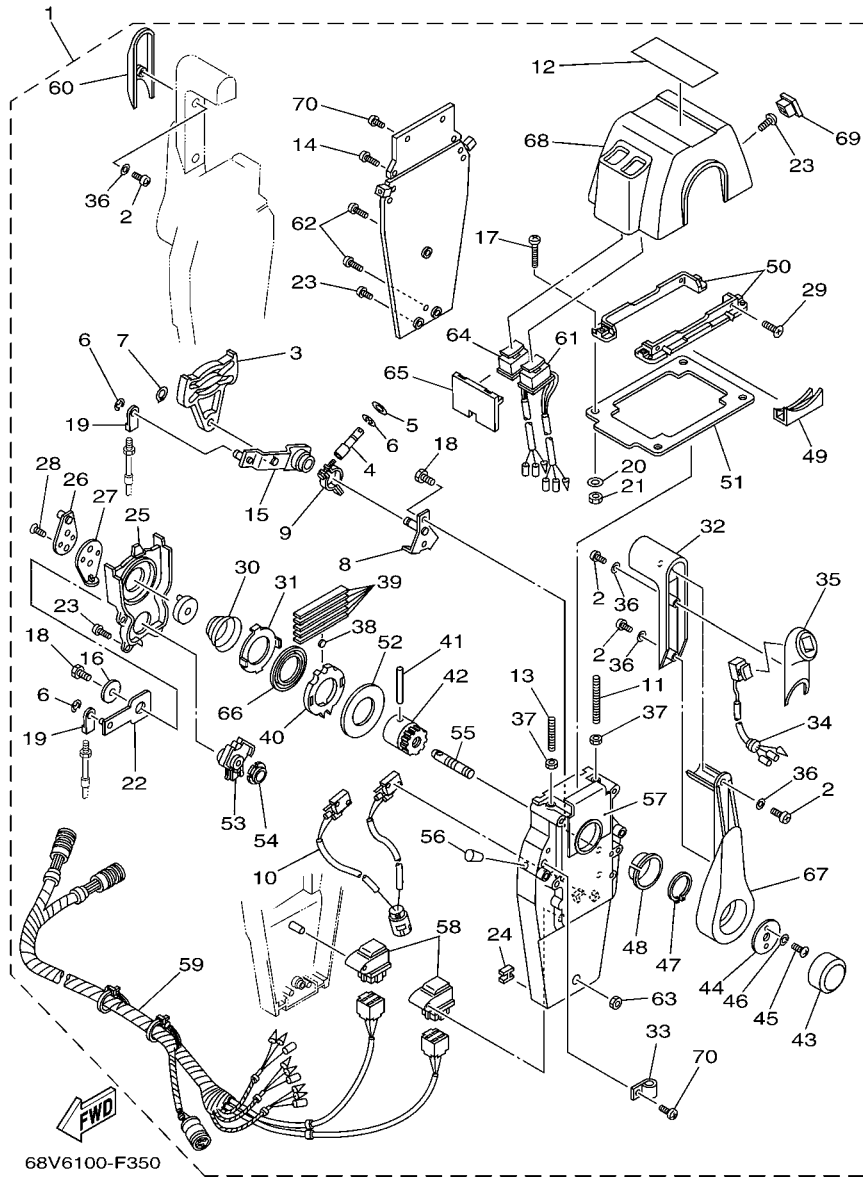
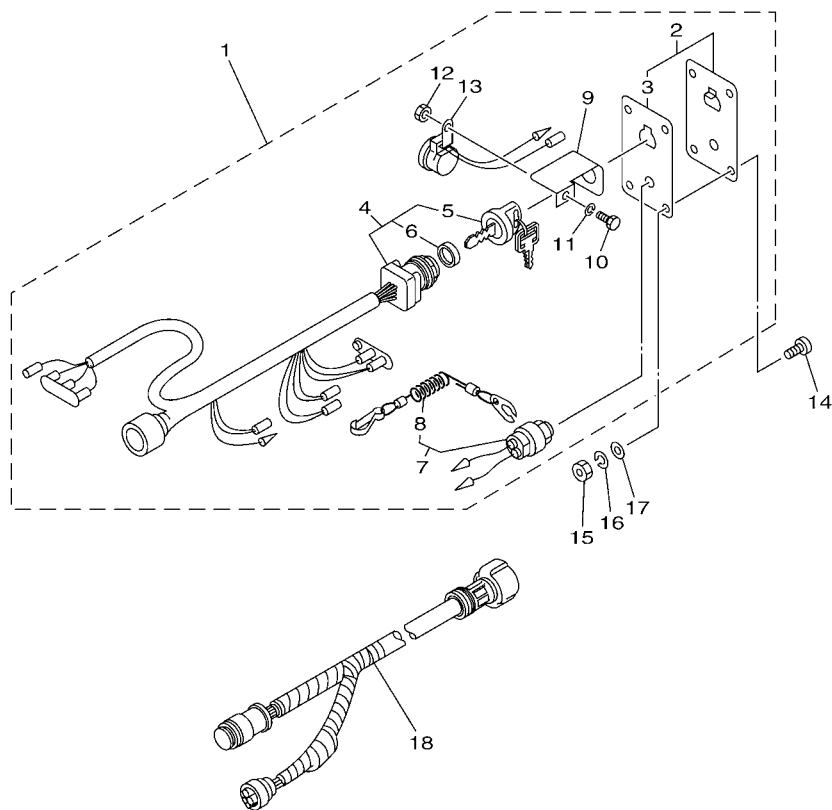


FIG. 38 REMOTE CONTROL ASSY 2 CONTROL REMOTO COMPL 2

REF. NO.	PART NO. CODIGO Nº	DESCRIPTION DESCRIPCION	6AL9	6AS8	6AM9	6AT8	REMARKS OBSERVACIONES
55	704-48153-00	.SHAFT, FREE ACCEL. .EJE			2	2	
56	704-48166-00	.PLUG .TAPON			2	2	
57	704-48284-P0	.GROMMET .TAPON			2	2	
58	704-81950-10	.RELAY ASSY .RELE COMPLETO			2	2	
59	704-82590-10	.WIRE HARNESS ASSY .CONJUNTO DE CABLES			1	1	
60	704-48229-R0	.GRIP, CONTROL LEVER .MANGO DE PALANCA CONTROL 2			1	1	
61	704-82563-H1	.TRIM & TILT SWITCH ASSY .INTERRUPTOR DE INCLINACION			1	1	
62	704-48128-00	.SCREW 2 .TORNILLO 2			3	3	
63	704-48156-00	.NUT 1 .TUERCA 1			1	1	
64	704-82563-J1	.TRIM & TILT SWITCH ASSY .INTERRUPTOR DE INCLINACION			1	1	
65	704-48285-10	.GROMMET 2 .TAPON 2			1	1	
66	704-48178-00	.PLATE, SHIFT .PLACA			2	2	
67	704-48221-P0	.LEVER, CONTROL .PALANCA CONTROL			2	2	
68	704-48119-41	.COVER .CUBIERTA			1	1	
69	704-48167-11	.PLUG .TAPON AGUJERO			1	1	
70	97890-05016	.SCREW, PAN HEAD .TORNILLO			5	5	

FIG. 39 SWITCH & PANEL 1

PANEL DE INTERRUPTOR 1



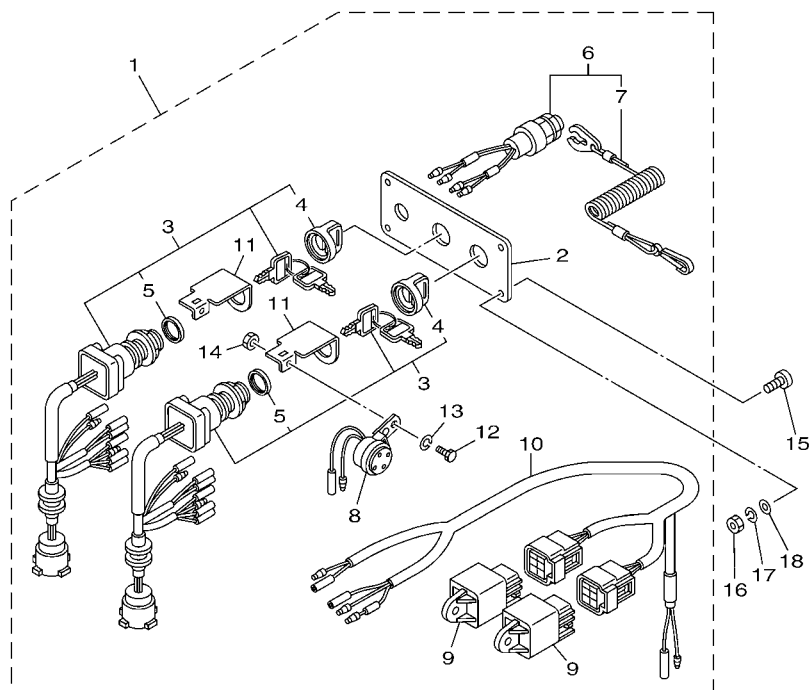
REF. NO.	PART NO. CODIGO Nº	DESCRIPTION DESCRIPCION	6AL9	6AS8	6AM9	6AT8	REMARKS OBSERVACIONES
1	6R5-82570-06	PANEL SWITCH ASSY INTERRUPTOR DE PANEL COMPL.	1	1			AP FOR CAR AP FOR CAR
2	704-82571-02	.PANEL, SWITCH .PANEL DE INTERRUPTOR	1	1			
3	6R5-82588-01	..PLATE ..PLACA	1	1			
4	6R5-82510-03	.MAIN SWITCH ASSY .CONJUNTO DE LLAVE IGNICION	1	1			
5	676-82577-01	..CAP, KEY ..TAPA	1	1			
6	703-82532-00	..CAP ..TAPA	1	1			
7	688-82575-01	.ENGINE STOP SWITCH ASSY .INTERRUPTOR DE PARADA COMPL	1	1			
8	682-82556-00	..LANYARD, STOP SWITCH ..CORDON DE INTERRUPTOR PARADA	1	1			
9	64D-82581-00	.STAY, CORD CLAMP .SOPORTE DE GRAMPA DE CABLE	1	1			
10	97303-05012	.BOLT .TORNILLO	1	1			
11	92903-05100	.WASHER, SPRING .RONDANA SENCILLA	1	1			
12	95303-05700	.NUT .TUERCA	1	1			
13	6R5-83383-00	.BUZZER .ZUMBADOR	1	1			
14	90149-05M05	SCREW TORNILLO DE REGLAJE	4	4			AP FOR CAR AP FOR CAR
15	95303-05600	NUT TUERCA	4	4			AP FOR CAR AP FOR CAR AP FOR CAR
16	92903-05100	WASHER, SPRING RONDANA SENCILLA	4	4			AP FOR CAR AP FOR CAR AP FOR CAR
17	92903-05600	WASHER, PLATE RONDANA SENCILLA	4	4			AP FOR CAR AP FOR CAR AP FOR CAR
18	6K1-8258A-40	EXTENSION, WIRE HARNESS (8M) EXTENSION, ARNES DE CABLES (8M)	1	1			AP FOR CAR (10P) AP FOR CAR (10P)



6BM4200-L370

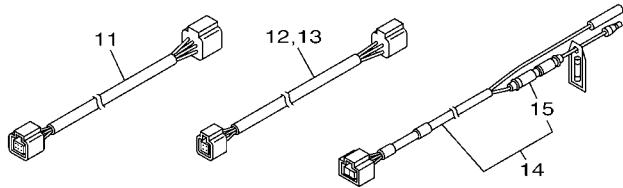
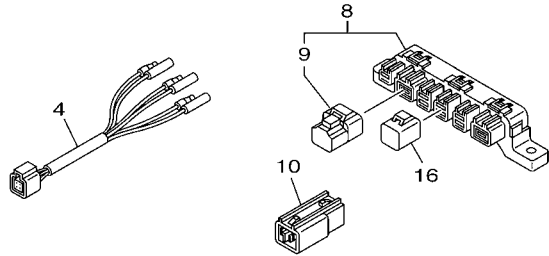
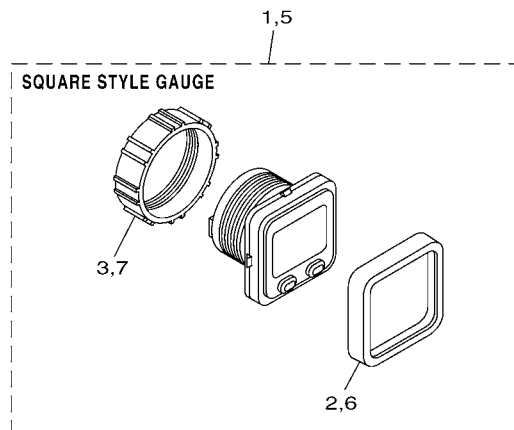
FIG. 40 SWITCH & PANEL 2

PANEL DE INTERRUPTOR 2



6DA1370-M410

REF. NO.	PART NO. CODIGO Nº	DESCRIPTION DESCRIPCION	6AL9	6AS8	6AM9	6AT8	REMARKS OBSERVACIONES
1	6Y8-82570-03	PANEL SWITCH ASSY INTERRUPTOR DE PANEL COMPL.			1	1	AP FOR CAR AP FOR CAR
2	6Y8-82571-01	.PLATE, PANEL SWITCH .PANEL DE INTERRUPTOR			1	1	
3	6Y8-82510-03	.MAIN SWITCH ASSY .CONJUNTO DE LLAVE IGNICION			2	2	
4	676-82577-01	..CAP, KEY ..TAPA			1	1	
5	703-82532-00	..CAP ..TAPA			1	1	
6	6K1-82575-00	.ENGINE STOP SWITCH ASSY .INTERRUPTOR DE PARADA COMPL			1	1	
7	682-82556-00	..LANYARD, STOP SWITCH ..CORDON DE INTERRUPTOR PARADA			1	1	
8	6R5-83383-00	.BUZZER .ZUMBADOR			2	2	
9	68V-81950-00	.RELAY ASSY .RELE COMPLETO			2	2	
10	6Y8-82507-00	.LEAD, IGNITION SWITCH RELAY .CABLE CONDUCTOR			1	1	
11	64D-82581-00	.STAY, CORD CLAMP .SOPORTE DE GRAMPA DE CABLE			2	2	
12	97003-05012	.BOLT .PERNO			2	2	
13	92903-05100	.WASHER, SPRING .RONDANA SENCILLA			2	2	
14	95303-05700	.NUT .TUERCA			2	2	
15	90149-05M05	SCREW TORNILLO DE REGLAJE			4	4	AP FOR CAR AP FOR CAR
16	95380-05600	NUT TUERCA			4	4	AP FOR CAR AP FOR CAR
17	92990-05100	WASHER, SPRING ARANDELA PLANA			4	4	AP FOR CAR AP FOR CAR
18	92990-05600	WASHER, PLATE ARANDELA PLANA			4	4	AP FOR CAR AP FOR CAR
19	6K1-8258A-40	EXTENSION, WIRE HARNESS (8M) EXTENSION, ARNES DE CABLES (8M)			1	1	AP FOR CAR (10P) AP FOR CAR (10P)
20	61B-8258A-01	EXTENSION, WIRE HARNESS (9.5M) EXTENSION, ARNES DE CABLES(9.5			1	1	AP FOR CAR (10P) AP FOR CAR (10P)



6AL9200-M410

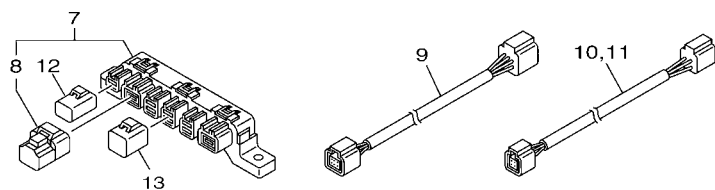
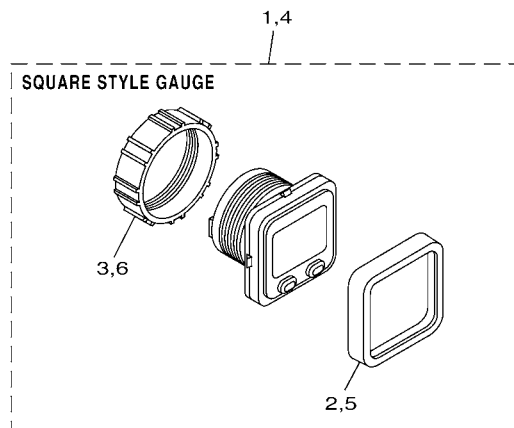
FIG. 41 OPTIONAL PARTS 1

PARTES OPCIONALES 1

REF. NO.	PART NO. CODIGO Nº	DESCRIPTION DESCRIPCION	6AL9	6AS8	6AM9	6AT8	REMARKS OBSERVACIONES
1	6Y8-8350T-01	TACHOMETER, SQ TACOMETRO COMPLETO	1	1			FOR CAR FOR CAR
2	6Y8-83363-00	.BEZEL, SQUARE .LENTES	1	1			
3	6Y8-84383-00	.NUT, RING .TUERCA ANILLO	1	1			
4	6Y8-8356N-01	LEAD, FUEL TANK & GPS SENDER CABLE CONDUCTOR	1	1			FOR CAR FOR CAR
5	6Y8-83500-01	S&FM METER, SQ METRO COMPLETO	1	1			FOR CAR FOR CAR
6	6Y8-83363-00	.BEZEL, SQUARE .LENTES	1	1			
7	6Y8-84383-00	.NUT, RING .TUERCA ANILLO	1	1			
8	6Y8-81920-01	MULTI HUB ASSY TERMINAL COMPLETO	1	1			FOR CAR FOR CAR
9	6Y8-85371-01	.END OF LINE RESISTER .RESISTOR	1	1			
10	6Y8-81920-11	IN-LINE HUB ASSY TERMINAL COMPLETO	1	1			FOR CAR FOR CAR
11	6Y8-82553-21	20FT MAIN BUS CABLE	1	1			FOR CAR FOR CAR
12	6Y8-82521-11	2FT PIGTAIL BUS CABLE CONDUCTOR	2	2			FOR CAR FOR CAR
13	6Y8-82521-51	12FT PIGTAIL BUS CABLE CONDUCTOR	1	1			FOR CAR FOR CAR
14	6Y8-83553-01	8FT POWER WIRE CABLE CONDUCTOR	1	1			FOR CAR FOR CAR
15	6G1-82151-00	.FUSE (10A) .FUSIBLE (10A)	1	1			
16	6Y8-82582-11	CAP 1 (4PIN) CUBIERTA DE ARNES DE CABLE	1	1			FOR CAR FOR CAR

FIG. 42 OPTIONAL PARTS 2

PARTES OPCIONALES 2

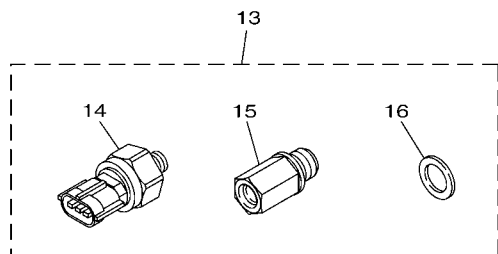
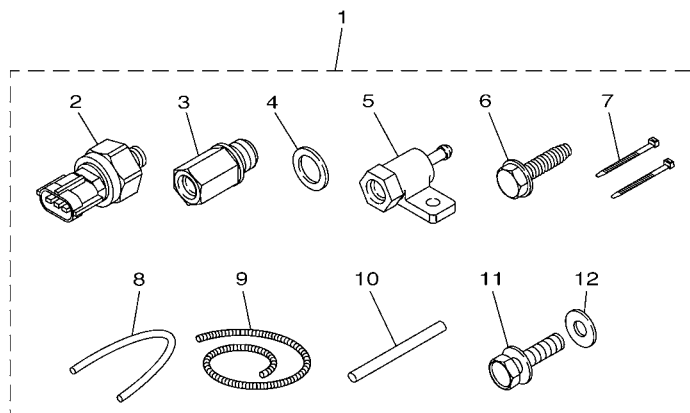


6AL9200-M420

REF. NO.	PART NO. CODIGO Nº	DESCRIPTION DESCRIPCION	6AL9	6AS8	6AM9	6AT8	REMARKS OBSERVACIONES
1	6Y8-8350T-01	TACHOMETER, SQ TACOMETRO COMPLETO			1	1	FOR CAR FOR CAR
2	6Y8-83363-00	.BEZEL, SQUARE .LENTES			1	1	
3	6Y8-84383-00	.NUT, RING .TUERCA ANILLO			1	1	
4	6Y8-8350F-01	FL MGT METER, SQ MEDIDOR DE GESTION COMBUSTIBLE			1	1	FOR CAR FOR CAR
5	6Y8-83363-00	.BEZEL, SQUARE .LENTES			1	1	
6	6Y8-84383-00	.NUT, RING .TUERCA ANILLO			1	1	
7	6Y8-81920-01	MULTI HUB ASSY TERMINAL COMPLETO			2	2	FOR CAR FOR CAR
8	6Y8-85371-01	.END OF LINE RESISTER .RESISTOR			1	1	
9	6Y8-82553-01	1FT MAIN BUS CABLE			1	1	FOR CAR FOR CAR
10	6Y8-82521-11	2FT PIGTAIL BUS CABLE CONDUCTOR			2	2	FOR CAR FOR CAR
11	6Y8-82521-51	12FT PIGTAIL BUS CABLE CONDUCTOR			1	1	FOR CAR FOR CAR
12	6Y8-82582-01	CAP 1 (2PIN) CUBIERTA DE ARNES DE CABLE			2	2	FOR CAR FOR CAR
13	6Y8-82582-11	CAP 1 (4PIN) CUBIERTA DE ARNES DE CABLE			2	2	FOR CAR FOR CAR

FIG. 43 OPTIONAL PARTS 3

PARTES OPCIONALES 3



6CL4370-M450

REF. NO.	PART NO. CODIGO Nº	DESCRIPTION DESCRIPCION	6AL9	6AS8	6AM9	6AT8	REMARKS OBSERVACIONES
1	63P-8A4L2-00	SENSOR, MODULE 2 SENSOR COMP. 2	1	1			FOR CAR FOR CAR
2	6AW-8366B-00	.SENSOR, WATER PRESSURE .SENSOR DE PRESION AGUA	1	1			
3	63P-8366C-00	.ADAPTOR, INPUT .CONECTOR BANJO 2	1	1			
4	90430-14115	.GASKET .JUNTA	1	1			
5	60V-8366D-00	.ADAPTOR, INPUT .CONECTOR BANJO 3	1	1			
6	90109-06M81	.BOLT .PERNO	1	1			
7	90465-11M10	.CLAMP .BRIDA	2	2			
8	90445-07017	.HOSE (L: 550MM) .TUBO (L: 550MM)	1	1			
9	90447-07013	.HOSE, COVER (L: 700MM) .MANGUERA DE CUBIERTA (L:700MM)	1	1			
10	60V-42629-00	.SEAL .SELLO 2	1	1			
11	97095-06016	.BOLT .PERNO	1	1			
12	92995-06600	.WASHER .ARANDELA	1	1			
13	63P-8A4L0-00	SENSOR, MODULE SENSOR COMP.			1	1	FOR CAR FOR CAR
14	6AW-8366B-00	.SENSOR, WATER PRESSURE .SENSOR DE PRESION AGUA			1	1	
15	63P-8366C-00	.ADAPTOR, INPUT .CONECTOR BANJO 2			1	1	
16	90430-14115	.GASKET .JUNTA			1	1	

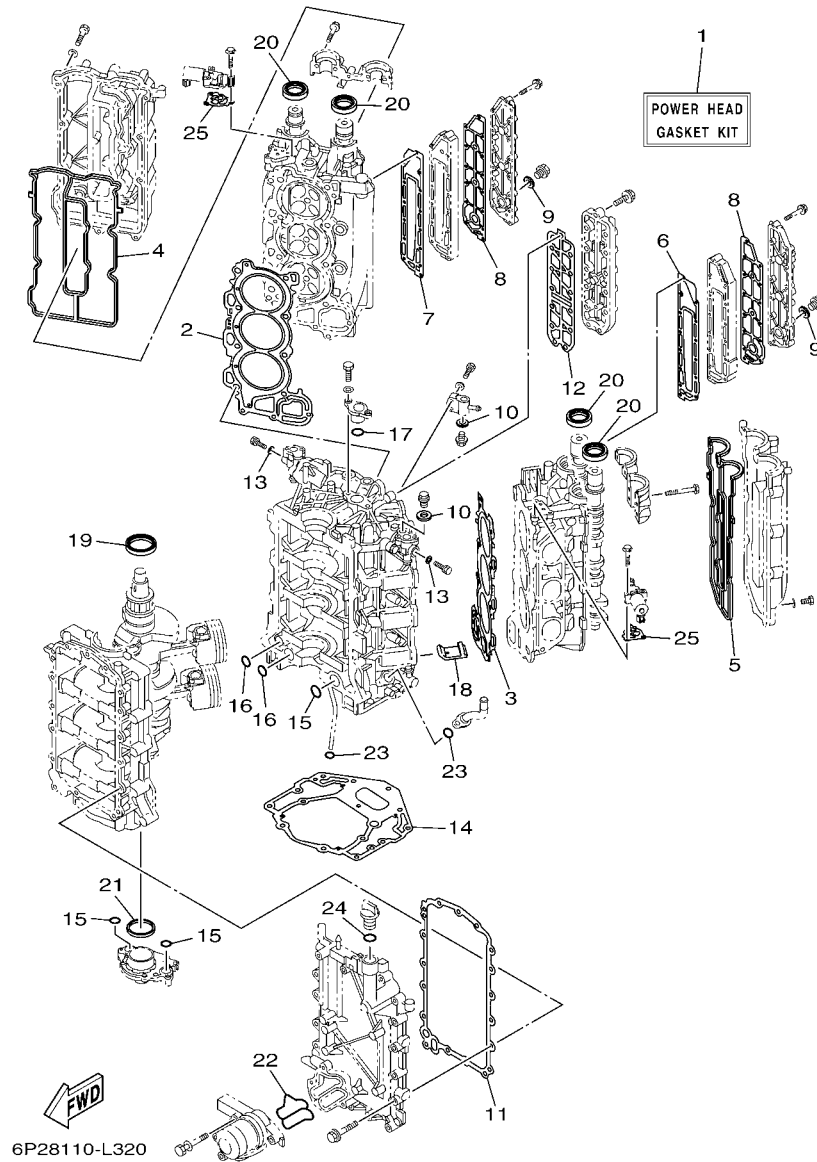


FIG. 44 REPAIR KIT 1

ESTUCHE REPARATION 1

REF. NO.	PART NO. CODIGO Nº	DESCRIPTION DESCRIPCION	6AL9	6AS8	6AM9	6AT8	REMARKS OBSERVACIONES
1	6P2-W0001-02	POWER HEAD GASKET KIT JUEGO DE EMPAQUE DE MOTOR	1	1	1	1	
2	6P2-11181-00	.GASKET, CYLINDER HEAD 1 .JUNTA, DE CULATA 1	1	1	1	1	
3	6P2-11182-00	.GASKET, CYLINDER HEAD 2 .EMPAQUE CULATA DE CILINDRO 2	1	1	1	1	
4	6P2-11193-00	.GASKET, HEAD COVER 1 .EMPAQUE	1	1	1	1	
5	6P2-11194-00	.GASKET, HEAD COVER 2 .EMPAQUE DE TAPA DE CULATA 2	1	1	1	1	
6	6P2-41112-00	.GASKET, EXHAUST INNER COVER .EMPAQUE	1	1	1	1	
7	6P2-41122-00	.GASKET, EXHAUST INNER COVER .EMPAQUE	1	1	1	1	
8	6P2-41114-00	.GASKET, EXHAUST OUTER COVER .EMPAQUE	2	2	2	2	
9	90430-18130	.GASKET .JUNTA	2	2	2	2	
10	90430-14115	.GASKET .JUNTA	2	2	2	2	
11	69J-15451-00	.GASKET, CRANKCASE COVER 1 .EMPAQ DE CUBIERTA DE CARTER	1	1	1	1	
12	6P2-1131B-00	.GASKET, COVER .EMPAQUE DE CUBIERTA	1	1	1	1	
13	90430-05002	.GASKET .JUNTA	2	2	2	2	
14	69J-11351-11	.GASKET, CYLINDER .JUNTA, DE CILINDRO	1	1	1	1	
15	93210-25552	.O-RING .ANILLO O	3	3	3	3	
16	93210-19MJ1	.O-RING .ANILLO O	2	2	2	2	
17	93210-25647	.O-RING .ANILLO O	1	1	1	1	
18	69J-14664-00	.GROMMET, WATER SHUT .TAPON	2	2	2	2	
19	93102-63004	.OIL SEAL .SELLO ACEITE	1	1	1	1	
20	93102-38008	.OIL SEAL .SELLO ACEITE	4	4	4	4	
21	69J-11355-00	.SEAL, CYLINDER 1 .RETEN ACEITE CILINDRO 1	1	1	1	1	
22	6P2-13477-00	.GASKET .EMPAQUE	1	1	1	1	
23	93210-19MJ3	.O-RING .ANILLO O	2	2	2	2	
24	93210-24M79	.O-RING .ANILLO O	1	1	1	1	
25	6CB-1242F-00	.GASKET, FILTER .EMPAQUE DE FILTRO	2	2	2	2	

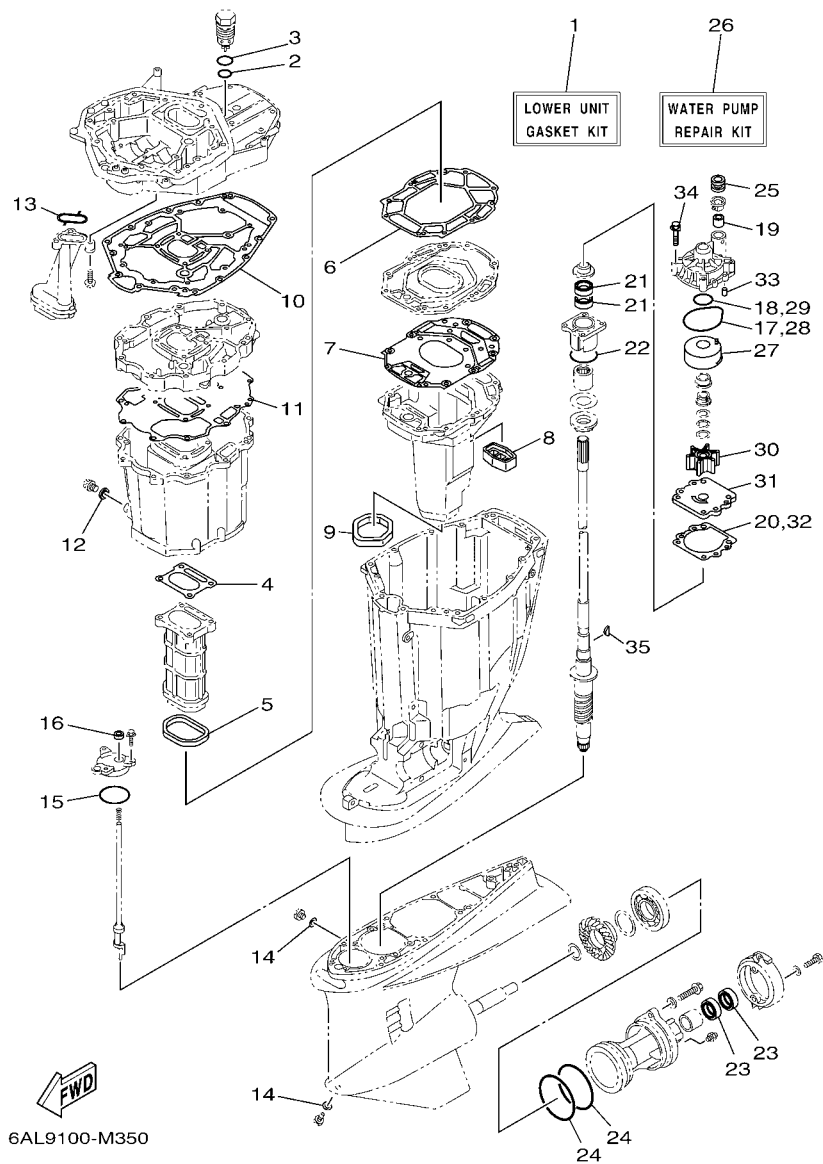


FIG. 45 REPAIR KIT 2

ESTUCHE REPARATION 2

REF. NO.	PART NO. CODIGO Nº	DESCRIPTION DESCRIPCION	6AL9	6AS8	6AM9	6AT8	REMARKS OBSERVACIONES
1	69J-W0001-22	LOWER UNIT GASKET KIT JUEGO DE EMPAQUE UNIDAD INFER.	1	1	1	1	
2	93210-28543	.O-RING .ANILLO O	1	1	1	1	
3	93210-347A1	.O-RING .ANILLO O	1	1	1	1	
4	6P2-41134-00	.GASKET, EXHAUST MANIFOLD .EMPAQUE	1	1	1	1	
5	69J-41138-00	.SEAL, EXT. 1 .SELLO, ESCAPE 1	1	1	1	1	
6	69J-41135-A0	.GASKET, EXHAUST MANIFOLD .EMPAQUE	1	1	1	1	
7	6S1-41136-00	.GASKET, EXHAUST MANIFOLD 4 .EMPAQUE	1	1	1	1	
8	69J-45127-00	.SEAL .SELLO DE GOMA	1	1	1	1	
9	69J-45123-00	.GASKET, MUFFLER .EMPAQUE SILENCIADOR	1	1	1	1	
10	69J-45113-20	.GASKET, UPPER CASING .EMPAQUE	1	1	1	1	
11	69J-15312-01	.GASKET, OIL PAN .EMPAQ BANDEJA DE ACEITE	1	1	1	1	
12	90430-14M09	.GASKET .JUNTA	1	1	1	1	
13	69J-13415-00	.SEAL, OIL STRAINER .SELLO COLADOR ACEITE	1	1	1	1	
14	90430-08020	.GASKET .JUNTA	2	2	2	2	
15	93210-64488	.O-RING .ANILLO O	1	1	1	1	
16	93106-09014	.OIL SEAL .SELLO ACEITE	1	1	1	1	
17	93210-86M38	.O-RING .ANILLO O	1	1	1	1	
18	93210-37160	.O-RING .ANILLO O	1	1	1	1	
19	6E5-44365-00	.DAMPER, WATER SEAL 1 .HULE DE SELLO DE AGUA 1	1	1	1	1	
20	6E5-44315-A0	.GASKET, WATER PUMP .EMPAQUE	1	1	1	1	
21	93101-28M16	.OIL SEAL .SELLO ACEITE	2	2	2	2	
22	93210-55M14	.O-RING .ANILLO O	1	1	1	1	
23	93101-30M17	.OIL SEAL .SELLO ACEITE	2	2	2	2	
24	93211-04384	.O-RING .ANILLO O	2	2	2	2	
25	6E5-44366-00	.DAMPER, WATER SEAL 2 .GOMA DEL SELLO DE AGUA 2	1	1	1	1	
26	61A-W0078-A3	WATER PUMP REPAIR KIT ESTUCHE REPARACION BOMBA AGUA	1	1	1	1	
27	61A-44322-02	.INSERT, CARTRIDGE .CARTUCHO	1	1	1	1	

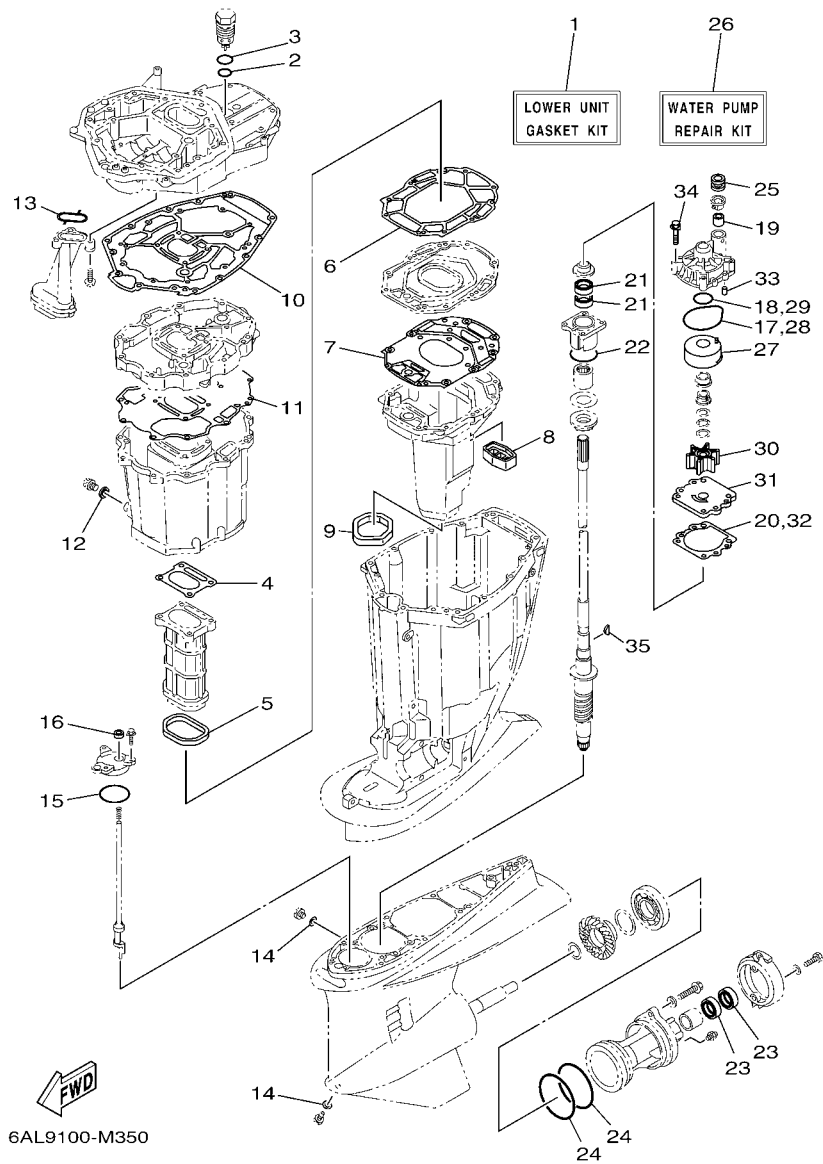


FIG. 45 REPAIR KIT 2

ESTUCHE REPARATION 2

REF. NO.	PART NO. CODIGO Nº	DESCRIPTION DESCRIPCION	6AL9	6AS8	6AM9	6AT8	REMARKS OBSERVACIONES
28	93210-86M38	.O-RING .ANILLO O	1	1	1	1	
29	93210-37160	.O-RING .ANILLO O	1	1	1	1	
30	6E5-44352-01	.IMPELLER .IMPULSOR	1	1	1	1	
31	6G5-44323-01	.OUTER PLATE, CARTRIDGE .PLACA EXTERIOR DEL CARTUCHO	1	1	1	1	
32	6E5-44315-A0	.GASKET, WATER PUMP .EMPAQUE	1	1	1	1	
33	93606-12019	.PIN, DOWEL .PASADOR DE CLAVIJA	2	2	2	2	
34	90119-08M14	.BOLT, WITH WASHER .TORNILLO CON ARANDELA	4	4	4	4	
35	90280-04M05	.KEY, WOODRUFF .CUNA WOODRUFF	1	1	1	1	

NUMERICAL INDEX
INDICE NUMERICO

PART NO. CODIGO N°	REF. NO.	PART NO. CODIGO N°	REF. NO.	PART NO. CODIGO N°	REF. NO.	PART NO. CODIGO N°	REF. NO.	PART NO. CODIGO N°	REF. NO.	PART NO. CODIGO N°	REF. NO.
6P2-11110-10-9S	5 - 2	6P2-11416-20	4 - 4	6P2-12491-00	19 - 7	6CB-13593-00	13 - 23	6CB-14429-01	13 - 19	6P2-24170-00	10 - 19
69J-11119-00	3 - 13	6P2-11417-00	4 - 5	68T-12572-00	23 - 13	6P2-13594-00	8 - 4	63P-14435-00	8 - 34	6P2-2419A-00	10 - 15
6P2-11119-00	6 - 16	6P2-11417-10	4 - 5	6R3-12581-00	23 - 14	6P2-13595-00	11 - 4	6P2-14440-00	8 - 21	6CB-24217-00	13 - 7
6P2-1111E-00	6 - 17	6P2-11417-20	4 - 5	6R3-12582-00	23 - 15	69J-13631-00	30 - 15	6CB-1447B-00	13 - 29	6CB-24217-10	13 - 7
6P2-11120-10-9S	5 - 10	6P2-11426-01	4 - 6	6R3-12583-00	23 - 16	6P2-13641-00	8 - 13	6P2-14496-00	10 - 9	6P2-24300-00	14 - 12
6S5-11133-10	5 - 3	69J-11426-11	4 - 6	6P2-12615-00	7 - 22	6P2-13642-00	8 - 16	6CB-14546-00	13 - 28	6AW-24300-10	14 - 11
	5 - 11	69J-11426-21	4 - 6	6P2-12623-00	7 - 19	6P2-13645-00	8 - 14	6CB-14564-00	13 - 9	6Y2-24307-50	16 - 1
6P2-11135-00	5 - 35	69J-11427-00	4 - 7	6P2-12645-20	7 - 18			63P-14567-00	13 - 21	6H4-24311-00	6 - 27
6P2-11181-00	5 - 22	6CB-11478-00	4 - 2	6P2-12663-00	7 - 20	6P2-13646-00	8 - 15	68V-14592-10	13 - 35	6P2-24313-30	15 - 18
	44 - 2	6P2-11537-01	7 - 17	6S5-12858-00	3 - 55	6P2-13647-00	8 - 18	69J-14624-01	29 - 47	6P2-24313-40	15 - 18
6P2-11182-00	5 - 27	6P2-11590-01	7 - 25	6CB-13016-00	1 - 10	6P2-13711-00	10 - 3	69J-14664-00	3 - 53	6P2-24314-00	15 - 2
	44 - 3	63P-11603-01	4 - 12		13 - 5	69J-13716-00	13 - 22		44 - 18	6P2-24314-10	15 - 2
6P2-11191-00-9S	5 - 34	63P-11604-00	4 - 12	6AW-13119-00	30 - 14	6P2-13750-10	10 - 1	69J-14711-21-9S	29 - 24	61A-24316-00	9 - 20
6P2-11192-00-9S	5 - 43	6P2-11631-10-93	4 - 11	6AW-13132-00	13 - 26	6P2-13751-01	10 - 2	6P2-14752-00	9 - 19	6AW-24317-20	14 - 5
6P2-11193-00	5 - 38	63P-11633-10	4 - 13	6P2-13160-10	12 - 1	6P2-13758-00	11 - 14	6P2-1475A-10	11 - 5	6AW-24323-20	14 - 3
	44 - 4	63P-11634-00	4 - 14	6P2-13161-00	12 - 2	6P2-13761-10	12 - 3	6P2-1475E-00	11 - 6	6AW-24324-20	14 - 4
6P2-11194-00	5 - 44	6P2-11635-10	4 - 11	6P2-13170-10	12 - 6			6P2-1475F-00	11 - 8	6E5-24351-51	16 - 3
	44 - 5	6P2-11650-00	4 - 8	6P2-13171-00	12 - 7	6AW-13781-00	13 - 30	6P2-1475G-00	11 - 9	6Y2-24360-60	16 - 5
69J-11301-00	5 - 16	63P-11654-10	4 - 9	6P2-13300-00	30 - 12	6AW-13784-00	13 - 33	68V-1475H-00	13 - 13	6YK-24360-72	16 - 6
69J-11313-00	3 - 49	6P2-11656-00	4 - 10	69J-13329-01	30 - 13	6CB-13906-01	13 - 8	68V-1475J-00	13 - 14	6CE-24376-00	9 - 3
6P2-1131B-00	3 - 18	6P2-11656-10	4 - 10	69J-13411-00	30 - 8	6P2-13907-20	13 - 24	6CB-14984-00	1 - 12	6P2-24376-00	11 - 20
	44 - 12	6P2-11656-20	4 - 10	69J-13415-00	30 - 10	6P2-13907-30	13 - 24		13 - 39	6R3-24377-00	15 - 23
6P2-1131C-00-9S	3 - 15	6P2-12111-10	7 - 1		45 - 13	63P-13915-00	1 - 11	6CB-14985-00	13 - 27	6R3-24377-10	15 - 4
6E5-11325-00	1 - 1	6CB-12113-00	7 - 4	67F-13434-20	2 - 25			6P2-15100-10	3 - 2	688-24378-00	9 - 21
	1 - 8	51Y-12119-00	7 - 7	60L-13437-62	17 - 24	6P2-13973-30	14 - 9	6P2-15142-00	5 - 41		9 - 22
	1 - 15	6P2-12121-10	7 - 2	69J-13440-01	1 - 4	6P2-13974-30	14 - 10	6P2-15143-00	5 - 47		9 - 23
	3 - 16	6P2-12171-10	7 - 9		3 - 54	6C5-1410B-00	12 - 4	6P2-15187-00	3 - 5		9 - 24
	6 - 9	6P2-12172-10	7 - 13	6P2-13446-00-9S	3 - 56			69J-15311-10-CA	30 - 1		9 - 25
	19 - 10	6P2-12181-10	7 - 11	67F-13448-00	2 - 15	69J-14137-00	14 - 6	69J-15312-01	29 - 49		11 - 17
6P2-11325-00	1 - 7	6P2-12182-10	7 - 15	6P2-13477-00	3 - 57	6CB-14146-00	13 - 10		45 - 11	69J-24378-00	2 - 21
	6 - 8	69J-12233-00	29 - 11		44 - 22	6P2-14149-00	14 - 2	69J-15316-00	29 - 34	6CE-24378-00	3 - 39
6P3-11325-00	1 - 3	6P2-1240H-00-9S	3 - 22	6P2-13532-10	11 - 3	6P2-14159-00	10 - 13	6P2-15362-10	30 - 19	6E5-24378-00	14 - 8
	3 - 24	6P3-1240H-00-9S	3 - 27	6P2-13533-00	11 - 2	69J-14164-00	10 - 22	6G8-15363-00	3 - 59	6E5-24379-00	23 - 10
	3 - 29	67F-12411-01	1 - 2	6P2-13545-00	11 - 7	6P2-14180-31	13 - 1	6P2-15373-01	8 - 19	68V-24379-10	13 - 11
67F-11325-01	1 - 5		3 - 20	6P2-13546-00	11 - 10	6P2-14180-41	13 - 1	6P2-15377-10	30 - 20	6CB-24410-00	13 - 31
	5 - 17	67F-12412-00	3 - 21	6P2-13547-00	11 - 18	6AW-14181-11	13 - 15	6P2-15411-01-9S	3 - 8	6P2-24419-00	8 - 8
67F-11328-00	5 - 18	6CB-1242F-00	6 - 22	6P2-13548-10	11 - 19	6AW-14182-11	13 - 2	69J-15451-00	3 - 9	6P2-24422-10	8 - 6
69J-11351-11	3 - 46		44 - 25	6P2-13556-00	10 - 4	6AW-14182-21	13 - 2		44 - 11	68V-24452-00	15 - 3
	44 - 14	6P2-1243A-00	3 - 36	6P2-13557-00	10 - 5	6P2-14191-00	13 - 16	6P2-15481-00	3 - 6	6CB-24452-10	13 - 18
69J-11355-00	30 - 16	6P2-1243E-00	3 - 37	6P2-13564-00	8 - 3	68V-14216-00	13 - 12	6P2-15512-00	7 - 26	4SV-24453-00	13 - 34
	44 - 21	6P2-1243F-00	3 - 38	6P2-13573-00	10 - 11	6CB-14216-00	13 - 6	69J-15761-00	30 - 2	69J-24453-00	13 - 34
6AW-11371-10	29 - 8	6P2-12481-12	9 - 34	6P2-13574-00	10 - 21	6CB-14239-00	13 - 17	6CB-2134X-00	10 - 14	6CB-24460-00	13 - 4
676-11372-00	5 - 5	6P2-12482-00	9 - 6	68V-13577-00	14 - 7	6P2-14255-00	10 - 12	6E5-21744-00	9 - 7	6CB-24460-10	13 - 4
6P2-11372-00	8 - 25	6P2-12483-00	9 - 8		14 - 13	6P2-14349-00	11 - 1		11 - 16	6P3-24469-00	15 - 9
6P2-11377-00	8 - 30	6P2-12484-01	9 - 2	6P2-13577-00	12 - 5	68V-14356-00	10 - 24	6P2-24135-00	11 - 12	6CB-24482-00	13 - 20
6P2-11410-10	4 - 1	6P2-12485-00	9 - 16		12 - 10	6P2-14360-00	10 - 6	6P2-24136-00	11 - 13	6AW-24491-10	13 - 32
6P2-11416-00	4 - 4	6P2-1248A-00	9 - 17	6P2-13578-00	10 - 8	6P2-14386-00	13 - 37	6P2-24137-00	11 - 15	6CB-24492-00	13 - 36
6P2-11416-10	4 - 4	6P2-1248E-00	9 - 18	6P2-13588-00	10 - 7	6P2-1441J-00	8 - 22	6P2-2416A-00	11 - 11	6CB-24501-01	1 - 9

NUMERICAL INDEX
INDICE NUMERICO

PART NO. CODIGO N°	REF. NO.	PART NO. CODIGO N°	REF. NO.	PART NO. CODIGO N°	REF. NO.	PART NO. CODIGO N°	REF. NO.	PART NO. CODIGO N°	REF. NO.	PART NO. CODIGO N°	REF. NO.
6CB-24501-01	13 - 3	6AS-42675-00	2 - 17	6G5-43144-00	25 - 33	6H1-43856-10	27 - 56	6E5-44312-00	31 - 23	69J-45152-10	29 - 35
6P3-24519-00	15 - 10	6AS-42676-00	2 - 18	6E5-43145-01	35 - 8	61A-43861-00	27 - 14		33 - 25	61A-45155-00	29 - 39
6P3-24560-03	15 - 6	6AL-42677-00	2 - 19	6G5-43148-00	25 - 38		27 - 16	6E5-44315-A0	31 - 31	69J-45159-00	29 - 53
6P3-24562-03	15 - 8	6AS-42677-00	2 - 19	61A-43181-01	25 - 35		27 - 67		33 - 33	69J-45181-10-9S	29 - 22
6P3-24563-01	1 - 13	6AL-42678-10	2 - 16	6G5-43185-02	25 - 36	69J-43861-00	28 - 6		45 - 20	69J-45211-02-8D	29 - 50
	15 - 7	6AS-42678-10	2 - 16	61A-43311-22-8D	25 - 30	6H1-43861-00	27 - 6		45 - 32	61A-45214-11	32 - 10
6P3-24564-00	1 - 14	63P-42681-20	2 - 20	61A-43376-00	26 - 3	6D8-43863-00	27 - 27	61A-44322-02	31 - 19		34 - 10
	15 - 11	6P2-42710-00-8D	22 - 1	69J-43800-05-8D	27 - 1	61A-43864-00	27 - 73		33 - 21	61A-45215-11	32 - 11
6P2-24566-11	15 - 12	648-42715-00	24 - 28	69J-43801-01	27 - 4	60V-4386A-00	27 - 44		45 - 27		34 - 11
6CB-24592-00	13 - 38	69J-42716-00	22 - 9	69J-43804-00	28 - 5	69J-4386K-00	28 - 10	6G5-44323-01	31 - 30	6G5-45251-02	1 - 16
68V-2481H-00	10 - 25	61A-42717-00	22 - 18	69J-43805-00	28 - 4	61A-43871-00	27 - 15		33 - 32		25 - 2
69J-28100-01	15 - 24	69J-42717-00	22 - 17	6CE-4380P-00	27 - 12	69J-43871-00	27 - 62		45 - 31	69J-45300-23-8D	31 - 1
67F-2812A-00	19 - 40	6P2-42717-00	22 - 3	6CE-43810-00	27 - 3	6H1-43872-00	27 - 7	6E5-44352-01	31 - 24	69K-45300-23-8D	33 - 1
69J-41111-01-9S	6 - 1	6P2-42718-00	22 - 4	61A-43811-00	27 - 9	61A-43874-00	27 - 72		33 - 26	69J-45300-33-8D	31 - 1
6P2-41112-00	6 - 5	69J-42723-01	20 - 19	61A-43813-01	27 - 18	6H1-43875-00	27 - 29		45 - 30	61A-45301-10-8D	31 - 2
	44 - 6	6E5-42724-00	29 - 7	6H1-43814-00	27 - 17	6T4-43875-01	27 - 68	6S1-44361-01	32 - 3		33 - 2
69J-41113-02-9S	6 - 3	6P2-42725-00	22 - 7	69J-43816-00	27 - 63	61A-43875-10	27 - 75		34 - 3	69J-45318-01	29 - 37
6P2-41114-00	6 - 7	6H1-42726-21	22 - 13	69J-43817-00	28 - 13	61A-43876-00	27 - 26	6S1-44361-11	32 - 3	61A-45321-01	31 - 11
	44 - 8	61A-42727-00	22 - 15	61A-43818-00	27 - 25	CS3-4387G-00	27 - 59	6E5-44365-00	31 - 22		33 - 13
69J-41121-01-9S	6 - 2	6P2-42738-00-8D	22 - 2	69J-4381C-00	27 - 30	69J-43880-01	28 - 1		32 - 1	61A-45331-00-9S	31 - 34
6P2-41122-00	6 - 6	69J-42741-00-8D	23 - 1		27 - 35	69J-43881-01	28 - 11		33 - 24		33 - 36
	44 - 7	6P2-42743-00	22 - 47	69J-4381J-00	27 - 64	69J-43882-00	28 - 8		34 - 1	69J-45332-00	31 - 60
69J-41123-02-9S	6 - 4	6H4-42748-00	22 - 6	69J-43820-01	27 - 71	6H1-43883-00	27 - 43		45 - 19	69K-45332-00	33 - 62
69J-41131-11-CA	29 - 15	68F-42753-00	22 - 54	61A-43821-01	27 - 70	69J-43886-00	28 - 7	663-44366-00	31 - 6	688-45341-10	31 - 8
69J-41132-20-9S	29 - 17	6P2-42761-00	3 - 42	61A-43822-00	27 - 69	69J-43888-00	28 - 17		33 - 8		33 - 10
6P2-41134-00	29 - 18	67F-42761-01	3 - 41	69J-43828-00	28 - 16	69J-4388E-01	27 - 23	6E5-44366-00	29 - 51	6E5-45344-00	31 - 40
	45 - 4	6P2-42766-10	22 - 49	6H1-43829-00	28 - 19	69J-4388F-00	28 - 14		32 - 2		33 - 42
69J-41135-A0	29 - 21	69J-42769-00	29 - 30	69J-4382E-00	27 - 11	69J-4388H-00	28 - 12		34 - 2	69J-45361-00-8D	31 - 71
	45 - 6	69J-42771-00-8D	23 - 3	69J-43830-01	27 - 33	69J-4388J-00	27 - 20		45 - 25		33 - 76
6S1-41136-00	29 - 23	69J-42774-10	23 - 7	69J-43831-00	27 - 66	69J-43891-00	28 - 9	6P2-44391-00	22 - 16	61A-45371-00	1 - 19
	45 - 7	6AH-42794-40	22 - 58	69J-43833-00	27 - 21	6CJ-43893-00	27 - 46	61A-44511-01	26 - 31		32 - 14
69J-41137-10-CA	29 - 1	6AH-42794-50	22 - 59	61A-43835-01	27 - 19	69J-43894-00	27 - 41	69J-44514-00	26 - 23		34 - 14
69J-41138-00	29 - 20	6AH-42794-70	22 - 58	6CE-43840-00	27 - 2	69J-43899-01	27 - 31	6G5-44526-00	25 - 3	69J-45375-00	32 - 9
	45 - 5	69J-42815-00-8D	22 - 29	6CJ-43841-00	27 - 42	61A-4389H-01	27 - 8	69J-44532-00	26 - 26		34 - 9
6CB-41273-00	24 - 40	69J-42816-00-8D	22 - 38	6CJ-43843-00	27 - 53	69J-4389J-00	27 - 32	69J-44533-00	26 - 30	61A-45376-00	31 - 10
69J-42510-00-8D	26 - 5	69J-42817-00-8D	22 - 30	6CJ-43844-00	27 - 50		27 - 36	68F-44533-01	3 - 43		33 - 12
6AL-42610-20	2 - 1	63P-42818-01	22 - 33	6H1-43844-10	27 - 55	69J-44117-00	24 - 7	69J-44551-00-8D	26 - 10	61A-45378-00	29 - 44
6AS-42610-20	2 - 1	68V-42818-01	22 - 41	69J-43845-00	27 - 28	69J-44118-00	24 - 27	61A-44552-01-CA	26 - 21	61B-45383-00	33 - 67
6P2-42613-00	2 - 2	6P2-42828-00-9S	22 - 27	69A-4384F-00	27 - 39	69J-44120-00	24 - 33	60X-44555-00	26 - 13	69K-45384-00	33 - 68
6P2-42615-00	22 - 8	69J-42828-02-9S	22 - 26	69J-4384G-00	27 - 58	69J-44120-10	24 - 33	61A-44575-00	26 - 12	69J-45501-00	31 - 43
60V-42629-00	43 - 10	68F-42828-11-9S	22 - 36	6H1-4384G-11	27 - 54	6P2-44121-00	24 - 22	69J-45111-10-8D	29 - 29		33 - 45
68F-42647-01	2 - 4	69J-43111-02-8D	25 - 1	69J-4384H-00	27 - 10	69J-44122-00	24 - 23	69J-45113-20	29 - 31	61A-45501-30	31 - 43
69J-42647-01	2 - 5	69J-43112-01-8D	25 - 14	61A-4384H-10	27 - 74	6P2-44139-00	24 - 39		45 - 10	61A-45527-00	31 - 27
68F-42648-01	2 - 13	6E5-43126-10	25 - 43	6CJ-4384M-00	27 - 38	69J-44150-00	31 - 15	69J-45123-00	29 - 28		33 - 29
60V-42651-01	2 - 9	6R3-43131-00	25 - 21	69J-43851-00	27 - 49	69K-44150-00	33 - 17		45 - 9	61A-45538-00	31 - 26
60V-42652-00	2 - 14	61A-43132-00	25 - 12	69J-43853-00	27 - 45	69J-44176-01	24 - 10	69J-45127-00	29 - 27		33 - 28
68F-42663-00	2 - 12	61A-43133-00	25 - 15	69J-43854-00	27 - 57	61A-44311-01	31 - 18		45 - 8	61B-45538-01	33 - 4
69J-42663-00	2 - 6	64D-43144-00	22 - 44	69J-43855-00	27 - 52		33 - 20	69J-45151-00-8D	23 - 8	6P2-45551-02	31 - 44

NUMERICAL INDEX
INDICE NUMERICO

PART NO. CODIGO N°	REF. NO.	PART NO. CODIGO N°	REF. NO.	PART NO. CODIGO N°	REF. NO.	PART NO. CODIGO N°	REF. NO.	PART NO. CODIGO N°	REF. NO.	PART NO. CODIGO N°	REF. NO.
6P2-45551-02	33 - 46	61A-45587-40	31 - 37	688-45997-01	32 - 17	704-48222-P0	38 - 32	704-48281-00	37 - 13	67F-81821-00	21 - 13
6P3-45560-00	33 - 49		33 - 39		34 - 17	6X3-48225-20	37 - 43		38 - 13	6K7-81826-11	21 - 24
6P2-45560-01	31 - 47	61A-45587-50	31 - 37	6BR-45B70-00	32 - 21		38 - 43	EL8-48281-00	37 - 11	69J-81828-00	21 - 25
61A-45567-00	31 - 5		33 - 39	6BS-45B70-00	34 - 21	704-48229-P1	37 - 35		38 - 11	67F-81830-00	21 - 17
	33 - 7	61A-45587-60	31 - 37	6BR-45B72-00	32 - 21		38 - 35	704-48283-00	37 - 17	67F-81832-00	21 - 11
61A-45567-10	31 - 5		33 - 39	6BS-45B72-00	34 - 21	704-48229-R0	38 - 60		38 - 17	67F-81836-00	21 - 12
	33 - 7	69J-45611-00	31 - 48	6BR-45B74-00	32 - 21	704-48231-00	37 - 25	704-48284-P0	37 - 57	6C5-81839-00	21 - 21
61A-45567-20	31 - 5	69K-45611-00	33 - 50	6BS-45B74-00	34 - 21		38 - 25		38 - 57	67F-8183R-00	21 - 15
	33 - 7	69J-45631-00	31 - 52	6P2-46241-01	7 - 24	704-48232-P1	37 - 40	704-48285-10	38 - 65	60V-8183T-00	21 - 18
61A-45567-30	31 - 5		33 - 54	704-48119-31	37 - 59		38 - 40	704-48287-00	37 - 20	6P2-8183X-00	19 - 29
	33 - 7	61A-45632-00	31 - 51	704-48119-41	38 - 68	704-48233-00	37 - 53		38 - 20	69J-81840-00	21 - 4
61A-45567-40	31 - 5		33 - 53	EL8-48127-00	37 - 23		38 - 53	701-48320-50	36 - 3	67F-81841-00	21 - 14
	33 - 7	61A-45633-00	31 - 53		38 - 23	704-48234-00	37 - 48	701-48320-60	36 - 3	69J-81842-00	21 - 20
61A-45567-50	31 - 5		33 - 55	704-48128-00	37 - 2		38 - 48	701-48320-80	36 - 3	6P2-81845-00	18 - 7
	33 - 7	61A-45634-01	31 - 50		38 - 2	704-48235-00	37 - 54	6E5-48344-00	24 - 5	67F-81846-00	21 - 26
61A-45567-60	31 - 5		33 - 52		38 - 62		38 - 54		24 - 42	67F-81850-00	21 - 2
	33 - 7	61A-45635-00	31 - 55	704-48144-10	37 - 50	704-48238-00	37 - 39	703-48345-01	37 - 19	67F-81857-00	21 - 9
6P2-45571-00	31 - 62		33 - 57	704-48144-20	38 - 50		38 - 39		38 - 19	6C5-81869-00	21 - 23
6P3-45571-01	33 - 64	61B-45641-01	33 - 51	704-48153-00	37 - 55	EL8-48241-00	37 - 26	701-48350-00	36 - 3	67F-81891-00	21 - 16
61A-45577-00	31 - 64	61A-45641-02	31 - 49		38 - 55		38 - 26	701-48350-20	36 - 3	6P2-81919-31	19 - 57
69K-45577-00	33 - 69	6H1-45668-00	31 - 54	704-48156-00	38 - 63	704-48242-10	37 - 42	703-48358-00	37 - 24	6P2-81919-40	19 - 56
61A-45577-10	31 - 64		33 - 56	EL8-48164-00	37 - 41		38 - 42		38 - 24	6Y8-81920-01	41 - 8
69K-45577-10	33 - 69	6K1-45970-01	34 - 21		38 - 41	EL8-48244-00	37 - 30	6P2-48531-00	24 - 1		42 - 7
61A-45577-20	31 - 64	6G5-45970-02	32 - 21	704-48166-00	37 - 56		38 - 30	63P-48538-00	24 - 3	6Y8-81920-11	41 - 10
69K-45577-20	33 - 69	6R1-45970-A1	34 - 21		38 - 56	EL8-48245-00	37 - 31	6E5-61301-01	35 - 10	6P2-81923-00	19 - 58
61A-45577-30	31 - 64	6R4-45970-A1	32 - 21	704-48167-01	37 - 61		38 - 31	6E5-61303-00	35 - 14	6P2-81925-01	19 - 13
69K-45577-30	33 - 69	61A-45972-00	32 - 21	704-48167-11	38 - 69	701-48246-00	37 - 5	6E5-61311-11	35 - 12	63P-81941-00	21 - 22
61A-45577-40	31 - 64	61B-45972-00	34 - 21	704-48176-00	37 - 51		38 - 5	6E5-61313-00	35 - 11	6P2-81948-00	19 - 19
69K-45577-40	33 - 69	6K1-45972-01	34 - 21	704-48176-10	38 - 51	701-48248-00	37 - 38	6E5-61315-00	35 - 13	69J-81949-02	20 - 23
61A-45577-50	31 - 64	6G5-45972-02	32 - 21	704-48178-00	38 - 66		38 - 38	6E5-61350-02	35 - 1	63P-81950-00	19 - 25
69K-45577-50	33 - 69	6R1-45972-A0	34 - 21	704-48178-10	37 - 60	EL8-48251-00	37 - 3	6E5-61351-01	35 - 2	68V-81950-00	40 - 9
61A-45577-60	31 - 64	6R4-45972-A0	32 - 21	EL8-48191-00	37 - 16		38 - 3	6E5-61355-00	35 - 5	704-81950-10	38 - 58
69K-45577-60	33 - 69	61A-45974-00	32 - 21		38 - 16	EL8-48254-00	37 - 27	6P2-81128-00	17 - 23	68F-8195A-00	19 - 45
6K1-45578-01	33 - 66	61B-45974-00	34 - 21	704-48192-00	37 - 44		38 - 27	6P2-81332-00	17 - 17	6P2-81960-02	19 - 1
6K1-45578-10	33 - 66	6K1-45974-02	34 - 21		38 - 44	EL8-48259-00	37 - 7	6P2-81336-00	19 - 47	6P2-81972-00-9S	19 - 4
6K1-45578-20	33 - 66	6G5-45974-03	32 - 21	704-48192-P0	37 - 52		38 - 7	6P2-81337-01	17 - 19	60V-81975-A0	19 - 3
6K1-45578-30	33 - 66	6R1-45974-A0	34 - 21		38 - 52	704-48261-00	37 - 15	6P2-81450-00	17 - 1	6AH-81994-40	17 - 25
6K1-45578-40	33 - 66	6R4-45974-A0	32 - 21	704-48205-P1	36 - 1		38 - 15	6P2-81460-00	17 - 2	6AH-81994-50	17 - 26
6K1-45578-50	33 - 66	6R1-45976-A0	34 - 21		37 - 1	704-48262-00	37 - 8	6P2-81614-00	19 - 2	6AH-81994-70	17 - 27
6K1-45578-60	33 - 66	6R4-45976-A0	32 - 21	704-48207-P1	36 - 2		38 - 8	6P2-81639-00	19 - 43	6AH-81996-00	22 - 60
61A-45587-00	31 - 37	61A-45978-00	32 - 21		38 - 1	704-48264-00	37 - 9	6BR-81800-01	21 - 1	6P2-82105-01	19 - 62
	33 - 39	61B-45978-00	34 - 21	704-48215-20	37 - 12		38 - 9	69J-81801-00	21 - 5	6P2-82113-00	19 - 42
61A-45587-10	31 - 37	6K1-45978-02	34 - 21	704-48215-30	38 - 12	704-48265-00	37 - 4	67F-81807-00	21 - 10	6P2-82119-00	19 - 33
	33 - 39	6G5-45978-03	32 - 21	704-48219-P0	37 - 49		38 - 4	67F-81808-00	21 - 8	69J-82147-00	25 - 32
61A-45587-20	31 - 37	6R1-45978-A0	34 - 21		38 - 49	704-48271-00	37 - 22	67F-81809-00	21 - 19	6E5-82148-00	25 - 9
	33 - 39	6R4-45978-A0	32 - 21	704-48221-P0	37 - 58		38 - 22	67F-81810-00	21 - 3	6H1-82148-00	25 - 6
61A-45587-30	31 - 37	69J-45987-00	32 - 16		38 - 67	EL8-48279-00	37 - 47	67F-81813-00	21 - 6	6E5-82149-00	26 - 16
	33 - 39		34 - 16	704-48222-P0	37 - 32		38 - 47	67F-81820-00	21 - 7	67F-82151-00	19 - 36

NUMERICAL INDEX
INDICE NUMERICO

PART NO. CODIGO N°	REF. NO.	PART NO. CODIGO N°	REF. NO.	PART NO. CODIGO N°	REF. NO.	PART NO. CODIGO N°	REF. NO.	PART NO. CODIGO N°	REF. NO.	PART NO. CODIGO N°	REF. NO.
6G1-82151-00	41 - 15	64D-82581-00	40 - 11	69J-8366G-02	22 - 51	K0F-A3751-H0	7 - 8	90109-06M82	22 - 48	90119-08M22	22 - 10
6P2-82151-00	19 - 35	6DA-82582-00	20 - 2	69J-83672-11	26 - 1	K0F-A3751-J0	7 - 8	90109-06M86	20 - 22	90119-08M66	3 - 7
67F-82151-10	19 - 37	6Y8-82582-01	42 - 12	6Y8-84383-00	41 - 3	K0F-A3751-K0	7 - 8		22 - 22	90119-08M91	5 - 25
67F-82151-40	19 - 38	6DA-82582-10	20 - 3		41 - 7	K0F-A3751-L0	7 - 8		22 - 24		5 - 30
67F-82151-50	19 - 39	6Y8-82582-11	20 - 4		42 - 3	K0F-A3751-M0	7 - 8		22 - 45	90119-10007	29 - 32
6P2-82170-10	19 - 34		41 - 16		42 - 6	K0F-A3751-N0	7 - 8		22 - 52	90119-10008	32 - 8
6P2-82310-01	18 - 17		42 - 13	6P2-85075-00	18 - 26	K0F-A3751-P0	7 - 8		22 - 57	90119-10009	29 - 57
6P2-82314-00	18 - 20	69J-82587-00	20 - 20		18 - 30	K0F-A3751-R0	7 - 8		24 - 2	90119-10024	25 - 29
6P2-82316-00	18 - 4	6E5-82588-00	22 - 19	6Y8-85371-01	41 - 9	K0F-A3751-S0	7 - 8	90109-06MA1	17 - 22		26 - 22
6A0-82317-00	18 - 14	61A-82588-01	24 - 17		42 - 8	K0F-A3751-T0	7 - 8	90109-08019	24 - 13		26 - 32
	19 - 22	6P2-82588-01	3 - 62	6P2-85544-00	19 - 44	K0F-A3753-00	7 - 8	90110-06038	8 - 5	90119-10050	7 - 21
663-82317-01	17 - 20	6R5-82588-01	39 - 3	689-85547-00	15 - 1	K0F-A3753-10	7 - 8	90110-06150	5 - 42	90119-10M07	7 - 28
6P2-82380-00	10 - 10	6P2-82589-00	20 - 6	6P2-85580-00	17 - 6	K0F-A3753-20	7 - 8		5 - 48	90119-10MA2	32 - 8
6P2-82389-00	3 - 63	6P2-8258A-00	10 - 23	6P2-85722-00	20 - 10	K0F-A3753-30	7 - 8	90111-06142	23 - 5		34 - 8
6Y8-82507-00	40 - 10	61B-8258A-01	40 - 20	6P2-85780-00	3 - 66	K0F-A3753-40	7 - 8	90111-06144	23 - 4	90149-05M05	39 - 14
6R5-82510-03	39 - 4	6K1-8258A-40	39 - 18	61A-85790-00	18 - 23	K0F-A3753-50	7 - 8		23 - 9		40 - 15
6Y8-82510-03	40 - 3		40 - 19	63P-85886-00	8 - 33	K0F-A3753-60	7 - 8	90116-10012	29 - 54	90151-06M02	6 - 11
6Y8-82521-11	41 - 12	704-82590-10	38 - 59	6P2-85896-00	18 - 25	K0F-A3753-70	7 - 8	90116-10027	3 - 12	90152-05003	32 - 12
	42 - 10	6P2-82590-41	20 - 1	6P2-85897-00	18 - 29	6P2-W0001-02	44 - 1	90119-06025	3 - 58		34 - 12
6Y8-82521-51	41 - 13	6P2-82594-00	22 - 56	6AL-8591A-12	18 - 2	69J-W0001-22	45 - 1	90119-06027	6 - 13	90155-10004	5 - 24
	42 - 11	704-82594-00	37 - 33	6AS-8591A-12	18 - 2	61A-W0078-A3	1 - 20	90119-06122	12 - 11		5 - 29
703-82532-00	39 - 6		38 - 33	6AL-8591A-22	18 - 2		45 - 26	90119-06126	24 - 41	90170-09M05	35 - 19
	40 - 5	60V-8259F-00	24 - 15	6AS-8591A-22	18 - 2	6P2-W009A-03-9S	5 - 1	90119-06M10	31 - 14	90170-14M06	35 - 15
704-82540-20	37 - 10	69J-8259F-00	24 - 16	6C5-86120-00	10 - 20	6P2-W009B-07-9S	3 - 1		33 - 16	90170-16M19	31 - 46
704-82540-30	38 - 10	6P2-8259M-00	19 - 54	6CB-86120-00	6 - 21	6P2-W009C-03-9S	5 - 9	90119-06M17	15 - 13		33 - 48
6P3-82553-00	20 - 17	68F-82846-00	19 - 41	6P2-8A410-01	24 - 38	90101-09M70	35 - 18		29 - 46	90171-18M04	32 - 19
6Y8-82553-01	42 - 9	6Y8-83363-00	41 - 2	63P-8A4L0-00	43 - 13	90101-12047	25 - 47	90119-06M24	8 - 10		34 - 19
6Y8-82553-21	41 - 11		41 - 6	63P-8A4L2-00	43 - 1	90101-12M05	25 - 47	90119-06M35	8 - 24	90173-06001	23 - 2
6P2-82554-00	22 - 23		42 - 2	K0F-A3741-00	7 - 5		25 - 47	90119-06M59	10 - 16	90179-06M28	2 - 3
682-82556-00	39 - 8		42 - 5	K0F-A3742-00	7 - 6	90101-14002	26 - 17		18 - 16	90179-08003	21 - 29
	40 - 7	6R5-83383-00	39 - 13	K0F-A3743-00	7 - 3	90101-14003	26 - 27	90119-06M82	18 - 3	90179-24002	17 - 16
6P2-82560-01	3 - 61		40 - 8	K0F-A3751-00	7 - 8	90105-05012	3 - 25	90119-06M92	18 - 22	90183-02M03	31 - 57
69J-82563-00	20 - 16	6Y8-83500-01	41 - 5	K0F-A3751-10	7 - 8		3 - 30	90119-06M95	19 - 24		33 - 59
704-82563-41	37 - 34	6Y8-8350F-01	42 - 4	K0F-A3751-20	7 - 8	90105-06035	6 - 23	90119-06MA3	19 - 5	90185-05002	32 - 13
704-82563-51	38 - 34	6Y8-8350T-01	41 - 1	K0F-A3751-30	7 - 8	90105-06M07	5 - 19	90119-06MA4	3 - 19		34 - 13
704-82563-H1	38 - 61		42 - 1	K0F-A3751-40	7 - 8	90105-06M09	3 - 14	90119-06MA5	19 - 6	90185-09M01	35 - 6
704-82563-J1	38 - 64	6Y8-83553-01	41 - 14	K0F-A3751-50	7 - 8		6 - 18	90119-06MA6	8 - 12		35 - 20
6Y8-82570-03	40 - 1	6E5-83558-00	29 - 41	K0F-A3751-60	7 - 8	90105-08049	31 - 68	90119-07001	5 - 7	90185-14M00	26 - 19
6R5-82570-06	39 - 1	6Y8-8356N-01	41 - 4	K0F-A3751-70	7 - 8		33 - 73	90119-07234	5 - 8		26 - 28
6Y8-82571-01	40 - 2	6P2-83597-00	3 - 65	K0F-A3751-80	7 - 8	90105-10M00	32 - 15		5 - 15	90185-22M11	25 - 24
704-82571-02	39 - 2	69J-83614-10	20 - 21	K0F-A3751-90	7 - 8		34 - 15	90119-07235	5 - 14	90201-02M00	31 - 56
6K1-82575-00	40 - 6	6AW-83651-00	3 - 64	K0F-A3751-A0	7 - 8	90109-06M80	3 - 23	90119-08009	3 - 11		33 - 58
688-82575-01	39 - 7	6P2-83652-00	6 - 24	K0F-A3751-B0	7 - 8		3 - 28	90119-08021	5 - 26	90201-06068	22 - 35
676-82577-01	39 - 5	6AW-8366B-00	43 - 2	K0F-A3751-C0	7 - 8	90109-06M81	22 - 20		5 - 31		22 - 43
	40 - 4		43 - 14	K0F-A3751-D0	7 - 8		43 - 6	90119-08102	29 - 2	90201-08023	31 - 69
6P2-8257V-00	17 - 4	63P-8366C-00	43 - 3	K0F-A3751-E0	7 - 8	90109-06M82	22 - 5	90119-08M14	31 - 33		33 - 74
	18 - 1		43 - 15	K0F-A3751-F0	7 - 8		22 - 28		33 - 35	90201-09M02	24 - 36
64D-82581-00	39 - 9	60V-8366D-00	43 - 5	K0F-A3751-G0	7 - 8		22 - 37		45 - 34	90201-10M01	7 - 29

NUMERICAL INDEX
INDICE NUMERICO

PART NO. CODIGO N°	REF. NO.	PART NO. CODIGO N°	REF. NO.	PART NO. CODIGO N°	REF. NO.	PART NO. CODIGO N°	REF. NO.	PART NO. CODIGO N°	REF. NO.	PART NO. CODIGO N°	REF. NO.
90201-10M20	35 - 7	90386-90M90	24 - 35	90447-13009	23 - 12	90465-11M10	15 - 19	91690-30020	25 - 41	92995-06600	19 - 50
90201-10M76	35 - 17	90387-06037	29 - 12	90462-08026	19 - 48		15 - 22	91690-40010	6 - 12		19 - 53
90201-12426	25 - 49	90387-06044	18 - 21	90462-08032	17 - 3		15 - 22	91809-08006	5 - 6		20 - 12
90201-13M01	25 - 48	90387-06119	18 - 15		18 - 31		22 - 14		5 - 13		24 - 9
90201-15M58	26 - 18		19 - 23	90462-20001	22 - 21		23 - 18	91814-18002	3 - 4		25 - 5
90201-16015	26 - 24	90387-06263	30 - 9	90464-06001	17 - 5		24 - 19	92780-06020	37 - 28		25 - 8
90201-16016	26 - 15	90387-06M26	20 - 7		20 - 13		25 - 25		38 - 28		25 - 11
90201-16M00	31 - 45	90387-06M60	10 - 18	90464-08004	18 - 13		29 - 42	92903-05100	39 - 11		25 - 20
	33 - 47		15 - 15	90464-09010	24 - 21		43 - 7		39 - 16		25 - 28
90201-22M01	31 - 28	90387-08M37	22 - 12	90464-09013	9 - 26	90465-11M59	3 - 40		40 - 13		29 - 14
	33 - 30	90387-10M05	25 - 40	90464-09M47	19 - 55	90465-13M18	8 - 20	92903-05600	39 - 17		43 - 12
90201-24014	17 - 15	90387-10M61	35 - 3		22 - 25		19 - 16	92903-06600	19 - 28	92995-08600	19 - 15
90201-26M59	25 - 23	90430-05002	3 - 26	90464-10M57	20 - 18		19 - 20	92903-08100	19 - 61		19 - 18
90201-31M00	31 - 63		3 - 31	90464-11121	18 - 10		20 - 15	92903-08600	21 - 28		31 - 42
90201-40M00	26 - 6		44 - 13	90464-12009	14 - 16	90465-14M66	18 - 12	92907-04600	5 - 37		31 - 73
90202-08M20	24 - 24	90430-06M03	5 - 20		15 - 20		19 - 21	92990-05100	17 - 8		33 - 44
90202-28M46	26 - 25	90430-08020	1 - 18	90464-12010	14 - 14		20 - 5		40 - 17		33 - 78
90202-32M19	26 - 14		31 - 9		15 - 21		20 - 8	92990-05300	37 - 36	92995-10100	32 - 6
90202-40M47	26 - 9		33 - 11	90464-12012	14 - 1	90467-08M18	6 - 28		38 - 36		34 - 6
90206-14N50	28 - 2		45 - 14	90464-13249	18 - 11		9 - 30	92990-05600	17 - 9	92995-10600	29 - 4
90206-15M18	22 - 32	90430-14115	3 - 33	90464-14010	20 - 14		9 - 36		40 - 18		29 - 55
	22 - 40		6 - 20	90464-18004	11 - 21	90467-09M03	9 - 5	92990-06100	2 - 7		32 - 7
90206-22M19	31 - 29		43 - 4		11 - 22	90467-09M09	9 - 37	92990-06300	37 - 46		34 - 7
	33 - 31		43 - 16		19 - 12	90468-18008	24 - 6		38 - 46	92995-14600	26 - 20
90249-06M19	25 - 39		44 - 10		22 - 53		24 - 25	92990-10600	18 - 24		26 - 29
90269-05005	22 - 50	90430-14M09	1 - 17		23 - 20		24 - 43	92990-18200	32 - 18	93101-28M16	31 - 35
90280-04M05	31 - 25		30 - 7	90464-18005	14 - 15	90480-06M19	16 - 4		34 - 18		33 - 37
	33 - 27		45 - 12	90464-19M45	18 - 5	90480-10M23	10 - 17	92995-06100	8 - 28		45 - 21
	45 - 35	90430-18130	6 - 15		20 - 9	90480-12314	17 - 21		17 - 12	93101-30M17	31 - 66
90280-05015	17 - 14		44 - 9	90464-20011	8 - 31	90480-14018	15 - 14		19 - 31		33 - 71
90340-08002	31 - 7	90445-07010	29 - 43	90464-20258	22 - 55	90480-14M17	23 - 6		19 - 52		45 - 23
	33 - 9	90445-07012	29 - 43	90464-21002	9 - 35	90480-22M81	22 - 11	92995-06600	2 - 11	93102-38008	7 - 23
90340-14M06	3 - 32	90445-07017	43 - 8	90464-23199	18 - 6	90501-10M77	31 - 58		3 - 35		44 - 20
	6 - 19	90445-09040	9 - 1	90464-60067	9 - 10		33 - 60		3 - 45	93102-63004	4 - 3
	30 - 6	90445-09041	9 - 12		9 - 33	90501-11M10	31 - 17		3 - 52		44 - 19
90340-18M09	6 - 14	90445-09097	9 - 14	90464-99004	8 - 23		33 - 19		5 - 33	93106-09014	31 - 13
90344-51019	5 - 4	90445-09220	9 - 15	90465-06M86	24 - 20	90501-12082	24 - 30		5 - 40		33 - 15
	5 - 12	90445-09224	9 - 13	90465-08M83	25 - 18	90506-16003	25 - 42		5 - 46		45 - 16
90386-06M12	24 - 26	90445-09304	9 - 32		25 - 26	90506-18M40	22 - 46		6 - 26	93106-19N50	27 - 5
90386-10M16	25 - 37	90445-11028	23 - 17	90465-11M10	3 - 67	90508-20020	24 - 14		8 - 29	93210-064A5	27 - 51
90386-12069	24 - 12	90445-11182	2 - 24		8 - 32	90560-12M01	35 - 4		15 - 17	93210-08391	27 - 48
90386-15M73	22 - 31	90445-11699	2 - 23		9 - 4	91318-05025	27 - 60		17 - 13	93210-09165	24 - 34
	22 - 39	90445-11M27	2 - 22		9 - 11	91318-05040	27 - 65		18 - 9		28 - 18
90386-18M14	25 - 45	90445-11M47	23 - 11		9 - 27	91490-20015	24 - 37		18 - 19	93210-16275	35 - 9
	27 - 24	90445-13511	15 - 3		9 - 28	91490-40030	32 - 20		18 - 28	93210-17239	27 - 22
90386-18M63	25 - 44	90445-13M01	16 - 2		9 - 29		34 - 20		18 - 33	93210-19MJ1	3 - 48
90386-25M31	25 - 22	90446-10M01	9 - 9		9 - 31	91690-30010	24 - 4		19 - 9		44 - 16
90386-39M89	26 - 7	90447-07013	43 - 9		15 - 5		24 - 32		19 - 32	93210-19MJ3	8 - 26

NUMERICAL INDEX
INDICE NUMERICO

PART NO. CODIGO N°	REF. NO.	PART NO. CODIGO N°	REF. NO.	PART NO. CODIGO N°	REF. NO.	PART NO. CODIGO N°	REF. NO.	PART NO. CODIGO N°	REF. NO.	PART NO. CODIGO N°	REF. NO.
93210-19MJ3	30 - 21	93410-37M04	26 - 11	95380-12600	25 - 50	97095-10045	34 - 5	99530-14016	7 - 27		
	44 - 23	93420-36M01	29 - 38	95380-14700	35 - 16	97303-05012	39 - 10				
93210-24M79	3 - 60	93430-06024	37 - 6	95780-10300	26 - 4	97380-06018	37 - 18				
	44 - 24		38 - 6	95812-06025	30 - 11		38 - 18				
93210-25552	3 - 47	93501-04011	31 - 59	95895-06010	29 - 40	97575-06516	8 - 7				
	30 - 18		33 - 61	95895-06016	30 - 22		8 - 9				
	44 - 15	93501-04M02	24 - 29	97003-05012	40 - 12	97575-06535	24 - 31				
93210-25647	3 - 50	93501-08001	27 - 47	97013-06025	19 - 27	97575-06540	30 - 17				
	44 - 17	93503-16003	27 - 37	97013-08045	21 - 27	97575-08535	29 - 25				
93210-28543	29 - 10	93505-32038	27 - 13	97075-10045	29 - 3		30 - 4				
	45 - 2		27 - 34	97095-06010	25 - 7	97575-08540	5 - 21				
93210-347A1	29 - 9	93604-35236	27 - 61		25 - 34		8 - 1				
	45 - 3	93605-10108	7 - 10	97095-06012	18 - 32		8 - 11				
93210-35321	26 - 8		7 - 12		19 - 8	97575-08560	30 - 3				
93210-37160	31 - 21		7 - 14		29 - 36	97575-08590	29 - 19				
	33 - 23		7 - 16	97095-06014	15 - 16	97575-10535	29 - 5				
	45 - 18	93606-12019	3 - 3		25 - 27	97595-06610	19 - 26				
	45 - 29		3 - 10	97095-06016	2 - 10	97780-50620	19 - 46				
93210-55M14	31 - 39		29 - 45		18 - 8	97780-60520	23 - 19				
	33 - 41		31 - 32		19 - 30	97880-05012	17 - 7				
	45 - 22		33 - 34		19 - 49	97885-06010	25 - 13				
93210-64488	31 - 12		45 - 33		19 - 51		25 - 16				
	33 - 14	93606-19M23	29 - 26		43 - 11	97885-06012	25 - 10				
	45 - 15	93608-12M05	29 - 52	97095-06020	3 - 51		25 - 19				
93210-66001	28 - 15		32 - 4		8 - 27	97890-05016	37 - 62				
93210-86M38	31 - 20		34 - 4		18 - 18		38 - 70				
	33 - 22	93608-16M16	29 - 6		18 - 27	97890-05025	37 - 14				
	45 - 17		29 - 16		22 - 34		38 - 14				
	45 - 28		29 - 33		22 - 42	97890-06018	37 - 45				
93211-04384	31 - 67		30 - 5		29 - 13		38 - 45				
	33 - 72	93700-06M01	24 - 11	97095-06025	3 - 34	97980-06216	29 - 48				
	45 - 24	93700-06M03	25 - 17		3 - 44	97985-04116	24 - 18				
93306-210U0	31 - 61		25 - 31		25 - 4	97985-06210	17 - 18				
93311-83280	31 - 3	93700-09M00	31 - 70	97095-06030	5 - 32	97985-06216	26 - 2				
	33 - 3		33 - 75		5 - 39	98507-04008	5 - 36				
93315-43061	31 - 65	94702-00400	1 - 6		5 - 45		13 - 35				
	33 - 70		5 - 49		6 - 25	98780-04015	3 - 17				
93315-660W3	33 - 5	95303-05600	39 - 15	97095-06035	17 - 11		6 - 10				
93317-330U2	31 - 36	95303-05700	39 - 12		20 - 11		19 - 11				
	33 - 38		40 - 14		24 - 8	98780-05018	37 - 29				
93332-00048	33 - 63	95333-08600	19 - 60	97095-08016	19 - 17		38 - 29				
93332-000W1	31 - 4	95380-05600	37 - 21		19 - 59	99001-08600	31 - 16				
93341-440U5	33 - 65		38 - 21	97095-08020	19 - 14		33 - 18				
93341-670V0	33 - 6		40 - 16		31 - 72	99002-03600	27 - 40				
93341-93020	31 - 38	95380-06600	2 - 8		33 - 77	99530-08012	17 - 10				
	33 - 40		37 - 37	97095-08025	31 - 41	99530-10114	8 - 2				
93399-999T6	28 - 3		38 - 37		33 - 43	99530-14016	5 - 23				
93410-18M05	25 - 46	95380-10600	29 - 56	97095-10045	32 - 5		5 - 28				