



**PARTS
CATALOGUE
CATALOGO
DE REPUESTOS**

F200AET'08 (60L7)

F225AET'08 (69J7)

FL200AET'08 (60M7)

FL225AET'08 (69K7)



2008/6/27

1G60L-200S1

()

| NEWS NO. | DATE | COMMENT |
|---------------|-------------|---|
| PE0-OM-080028 | MAY,21,2008 | COR:FIG.32,34 LOWER UNIT ASSY ILLUSTRATION CORRECTION |

F200AET/F225AET
FL200AET/FL225AET
PARTS CATALOGUE
©2007 by Yamaha Motor Co., Ltd.
1st edition, August 2007
All rights reserved.
Any reprinting or unauthorized use
without the written permission of
Yamaha Motor Co., Ltd.
is expressly prohibited.
Printed in Japan.

F200AET/F225AET
FL200AET/FL225AET
CATALOGO DE REPUESTOS
©2007 por Yamaha Motor Co., Ltd.
1ª edición, agosto 2007
Todos los derechos reservados.
Toda reproducción o uso no autorizado
sin el consentimiento escrito de
Yamaha Motor Co., Ltd.
quedan expresamente prohibidos
Impreso en Japón.

FOREWORD

This Parts Catalogue is related to the parts for the model(s) on the cover page. When you are ordering replacement parts, please refer to this Parts Catalogue and quote both part numbers and part names correctly.

1. Modifications or additions which have been made after the issue of the Parts Catalogue will be announced in the Parts News.
It is advisable that you make the necessary corrections to the Parts Catalogue according to the Parts News.

2. Abbreviations

The following abbreviations are used in this Parts Catalogue.

“UR” Use specified parts number.

“UN” Use as many as needed.

“AP” Alternate Parts

“LM” Locally Made (Parts need to be ordered locally)

“F#” Frame No. (Applicable machine No.)

“O/S” Over Size

3. The number of components for assembly

- Parts, which are to be supplied in an assembly, are listed with a dot (.) in front of the part name as shown below.
- The numeral appearing to the right of each component part indicates the quantity of parts for each assembly unit.

| PART NO. | DESCRIPTION | Q'TY | REMARKS |
|--------------|--------------------------|------|---------|
| 2F5-83310-60 | FRONT FLASHER LIGHT ASSY | 2 | |
| 115-83311-60 | .BULB (6V-18W) | 1 | |

4. Applicable colours of graphics are represented in the “REMARKS” as shown below.

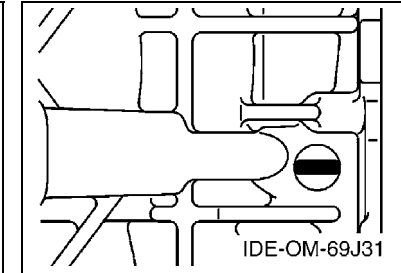
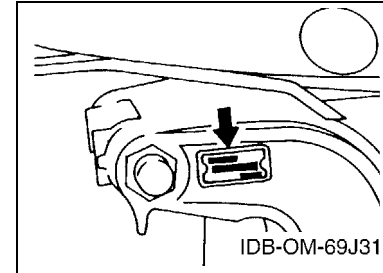
| PART NO. | DESCRIPTION | Q'TY | REMARKS |
|-----------------|---------------------|------|---------|
| 2N4-24110-00-X5 | FUEL TANK COMP. | 2 | MXR |
| 3J1-24240-10 | .GRAPHIC, FUEL TANK | 1 | FOR MXR |

5. Note that the illustrations for reference in finding parts numbers are not to be used for assembling. When assembling, please use the applicable service manual.

6. The asterisk (*) before a reference number indicates modified items after the first edition.

7. Applicable Serial No.

Engine Serial No.



8. Applicable Engine Starting Serial No.

| Model | Serial No. | Model | Serial No. |
|--------|-------------|--------|-------------|
| F200A | 60L-1009954 | F225A | 69J-1029406 |
| FL200A | 60M-1001529 | FL225A | 69K-1008932 |
| | | | |
| | | | |

9. Applicable Colour Code

| Abbreviation | Colour Name | Colour Code |
|--------------|--------------------|-------------|
| DBN1 | DARK BLUISH GRAY 1 | 008D |

10. Quantity Column Information

| Column No. | Name Of Q'ty Column | Applicable Model |
|------------|---------------------|------------------|
| 1 | 69J7 | F225AET |
| 2 | 60L7 | F200AET |
| 3 | 69K7 | FL225AET |
| 4 | 60M7 | FL200AET |
| | | |

PROLOGO

Este catálogo de repuestos corresponde a las piezas para el o los modelos que figuran en la página de portada. Al formular el pedido de repuestos, se ruega citar este catálogo y especificar correctamente el número y el nombre de las piezas.

- Las modificaciones y agregados que se hayan realizado después de la edición de este Catálogo de Repuestos, serán anunciados en las Informaciones de Recambios. Es recomendable que se hagan las correcciones necesarias en el Catálogo de Repuestos de acuerdo con las Informaciones de Recambios.

2. Abreviaciones

En este. Catálogo de Repuestos se emplean las siguientes abreviaciones.

“UR” Usar el número de partes especificado

“UN” Usar la cantidad necesaria

“AP” Piezas sustitutivas

“LM” Fabricación local (Hay que pedir los repuestos en las cercanías)

“F#” N° de bastidor (N° aplicable a la máquina)

“O/S” Sobredimensionado

3. La cantidad de componentes para el montaje

- Los componentes, suministrados como conjunto, se describen con un punto (.) que precede al nombre del parte como se indica a continuación.
- La numeración que aparece a la derecha de cada descripción indica la cantidad de partes por cada unidad de conjunto.

| CODIGO N° | DESCRIPCION | CANT. | OBSERVACIONES |
|--------------|----------------------|-------|---------------|
| 2F5-83310-60 | ENSAMBLAJE DE LA LUZ | 2 | |
| 115-83311-60 | .BOMBILLA (6V-18W) | 1 | |

4. Los colores de los componentes se indican como sigue en la columna de “OBSERVACIONES”.

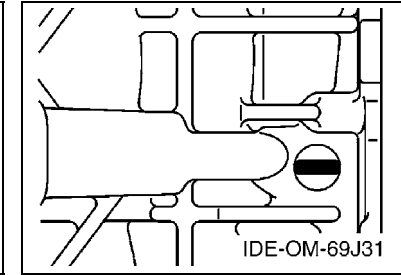
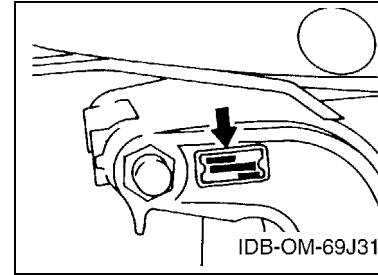
| CODIGO N° | DESCRIPCION | CANT. | OBSERVACIONES |
|-----------------|----------------------|-------|---------------|
| 2N4-24110-00-X5 | COMP. DEL TANQUE | 2 | MXR |
| 3J1-24240-10 | .GRAFICO, DEL TANQUE | 1 | PARA MXR |

- Debe tenerse en cuenta que las ilustraciones sirven como guía para la búsqueda de los números de partes y no deben usarse para el montaje. Durante el montaje, se recomienda usar el manual de taller correspondiente.

- EL asterisco (*) antes del número de referencia indica los elementos modificados después de la primera edición.

7. Números de serie

N° de Serie del motor



8. Números de serie del motor

| Modelo | N° de serie | Modelo | N° de serie |
|--------|-------------|--------|-------------|
| F200A | 60L-1009954 | F225A | 69J-1029406 |
| FL200A | 60M-1001529 | FL225A | 69K-1008932 |
| | | | |
| | | | |

9. Códigos de color aplicables

| Abreviatura | Nombre de color | Código de color |
|-------------|--------------------|-----------------|
| DBN1 | DARK BLUISH GRAY 1 | 008D |

10. Información para la columna de cantidades

| Columna N° | Nombre de la columna de cantidades | Modelo aplicable |
|------------|------------------------------------|------------------|
| 1 | 69J7 | F225AET |
| 2 | 60L7 | F200AET |
| 3 | 69K7 | FL225AET |
| 4 | 60M7 | FL200AET |
| | | |

CONTENTS

| | |
|--------------------------------|----|
| TOP COWLING | 1 |
| CYLINDER & CRANKCASE 1 | 3 |
| CRANKSHAFT & PISTON | 6 |
| CYLINDER & CRANKCASE 2 | 7 |
| CYLINDER & CRANKCASE 3 | 9 |
| VALVE | 10 |
| INTAKE 1 | 13 |
| INTAKE 2 | 15 |
| THROTTLE BODY ASSY 1 | 16 |
| THROTTLE BODY ASSY 2 | 19 |
| THROTTLE BODY ASSY 3 | 21 |
| FUEL INJECTION PUMP 1 | 23 |
| FUEL INJECTION PUMP 2 | 26 |
| FUEL 1 | 28 |
| FUEL 2 | 29 |
| GENERATOR | 30 |
| ELECTRICAL 1 | 32 |
| ELECTRICAL 2 | 34 |
| ELECTRICAL 3 | 36 |
| STARTING MOTOR | 37 |
| BOTTOM COWLING 1 | 39 |
| BOTTOM COWLING 2 | 42 |
| CONTROL 1 | 43 |
| CONTROL 2 | 45 |
| CONTROL 3 | 47 |
| BRACKET 1 | 48 |
| BRACKET 2 | 50 |
| POWER TRIM & TILT ASSY 1 | 52 |
| POWER TRIM & TILT ASSY 2 | 55 |
| UPPER CASING | 56 |
| OIL PAN | 58 |
| LOWER CASING & DRIVE 1 | 59 |
| LOWER CASING & DRIVE 2 | 63 |
| LOWER CASING & DRIVE 3 | 65 |
| LOWER CASING & DRIVE 4 | 69 |
| FUEL TANK | 71 |
| STEERING GUIDE | 72 |
| REMOTE CONTROL BOX | 73 |
| REMOTE CONTROL ASSY 1 | 74 |
| REMOTE CONTROL ASSY 2 | 77 |
| REMOTE CONTROL ASSY 3 | 80 |

| | |
|------------------------|----|
| METER | 83 |
| SWITCH & PANEL 1 | 85 |
| SWITCH & PANEL 2 | 86 |
| REPAIR KIT 1 | 87 |
| REPAIR KIT 2 | 88 |

INDEX

| | |
|-----------------------|----|
| NUMERICAL INDEX | 90 |
|-----------------------|----|

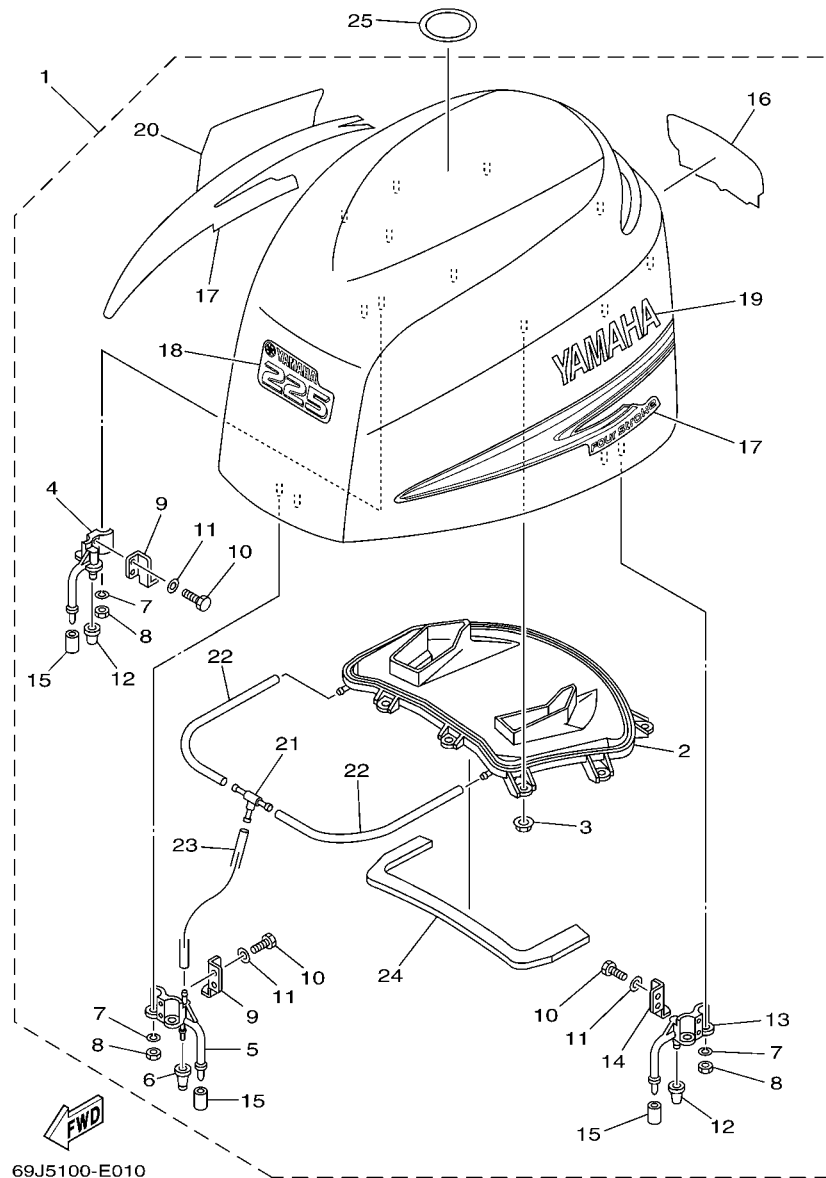
CONTENIDO

| | |
|----------------------------------|----|
| SOPORTE SUPERIOR | 1 |
| CILINDRO & CARTER 1 | 3 |
| CIGUENAL & PISTON | 6 |
| CILINDRO & CARTER 2 | 7 |
| CILINDRO & CARTER 3 | 9 |
| VALVULA | 10 |
| ADMISION 1 | 13 |
| ADMISION 2 | 15 |
| CAJA DE ACELERADOR COMPL 1 | 16 |
| CAJA DE ACELERADOR COMPL 2 | 19 |
| CAJA DE ACELERADOR COMPL 3 | 21 |
| BOMBA DE INYECTOR 1 | 23 |
| BOMBA DE INYECTOR 2 | 26 |
| COMBUSTIBLE 1 | 28 |
| COMBUSTIBLE 2 | 29 |
| GENERADOR | 30 |
| EQUIPO ELECTRICO 1 | 32 |
| EQUIPO ELECTRICO 2 | 34 |
| EQUIPO ELECTRICO 3 | 36 |
| MOTOR DE ARRANQUE | 37 |
| CUBIERTA INFERIOR 1 | 39 |
| CUBIERTA INFERIOR 2 | 42 |
| CONTROL 1 | 43 |
| CONTROL 2 | 45 |
| CONTROL 3 | 47 |
| SOPORTE 1 | 48 |
| SOPORTE 2 | 50 |
| COMPONER Y PODER VARILLA 1 | 52 |
| COMPONER Y PODER VARILLA 2 | 55 |
| FUNDA SUPERIOR | 56 |
| OIL PAN | 58 |
| IMPULSOR E INFERIOR 1 | 59 |
| IMPULSOR E INFERIOR 2 | 63 |
| IMPULSOR E INFERIOR 3 | 65 |
| IMPULSOR E INFERIOR 4 | 69 |
| DEPOSITO DE COMBUSTIBLE | 71 |
| DIRECCIONGUIAR | 72 |
| CONTROL REMOTO COMPLETO | 73 |
| CONTROL REMOTO COMPL 1 | 74 |
| CONTROL REMOTO COMPL 2 | 77 |
| CONTROL REMOTO COMPL 3 | 80 |

| | |
|------------------------------|----|
| MEDIDOR | 83 |
| PANEL DE INTERRUPTOR 1 | 85 |
| PANEL DE INTERRUPTOR 2 | 86 |
| ESTUCHE REPARATION 1 | 87 |
| ESTUCHE REPARATION 2 | 88 |

INDICE

| | |
|-----------------------|----|
| INDICE NUMERICO | 90 |
|-----------------------|----|



69J5100-E010

FIG. 1 TOP COWLING

SOPORTE SUPERIOR

| REF. NO. | PART NO. CODIGO Nº | DESCRIPTION DESCRIPCION | 69J7 | 60L7 | 69K7 | 60M7 | REMARKS OBSERVACIONES |
|----------|--------------------|---|------|------|------|------|-----------------------|
| 1 | 69J-42610-01-8D | TOP COWLING ASSY SOPORTE SUPERIOR COMPL. | 1 | | 1 | | |
| | 60L-42610-01-8D | TOP COWLING ASSY SOPORTE SUPERIOR COMPL. | | 1 | | 1 | |
| 2 | 69J-42613-00 | .MOLDING, AIR DUCT .MOLDURA CONDUCTO AIRE | 1 | 1 | 1 | 1 | |
| 3 | 90179-06M28 | .NUT .TUERCA | 9 | 9 | 9 | 9 | |
| 4 | 68F-42647-01-94 | .HOLDER, CLAMP BAND .MORDAZA DE ABRAZADERA | 1 | 1 | 1 | 1 | |
| 5 | 69J-42647-00-94 | .HOLDER, CLAMP BAND .MORDAZA DE ABRAZADERA | 1 | 1 | 1 | 1 | |
| 6 | 69J-42663-00 | .DAMPER .AMORTIGUADOR 2 | 1 | 1 | 1 | 1 | |
| 7 | 92990-06100 | .WASHER, SPRING .ARANDELA PLANA | 6 | 6 | 6 | 6 | |
| 8 | 95380-06600 | .NUT, HEXAGON .TUERCA | 6 | 6 | 6 | 6 | |
| 9 | 68F-42651-00 | .HOOK .GANCHO | 2 | 2 | 2 | 2 | |
| 10 | 97095-06016 | .BOLT .PERNO | 6 | 6 | 6 | 6 | |
| 11 | 92995-06600 | .WASHER .ARANDELA | 6 | 6 | 6 | 6 | |
| 12 | 68F-42663-00 | .DAMPER .AMORTIGUADOR 2 | 2 | 2 | 2 | 2 | |
| 13 | 68F-42648-01-94 | .HOLDER, CLAMP BAND .MORDAZA DE ABRAZADERA | 1 | 1 | 1 | 1 | |
| 14 | 67F-42652-00 | .HOOK .GANCHO | 1 | 1 | 1 | 1 | |
| 15 | 67F-13448-00 | .CAP .TAPA | 3 | 3 | 3 | 3 | |
| 16 | 69J-42678-00 | .GRAPHIC, REAR .CALCAMONIA TRASERA | 1 | | 1 | | |
| | 60L-42678-00 | .GRAPHIC, REAR .CALCAMONIA TRASERA | | 1 | | 1 | |
| 17 | 69J-W0070-00 | .GRAPHIC SET JUEGO DE EMBLEMA | 1 | 1 | 1 | 1 | |
| 18 | 69J-42677-00 | .GRAPHIC, FRONT .CALCAMONIA FRONTAL | 1 | | 1 | | |
| | 60L-42677-00 | .GRAPHIC, FRONT .CALCAMONIA FRONTAL | | 1 | | 1 | |
| 19 | 69J-42681-00 | .MARK, COWLING .MARCA DE CUBIERTA | 1 | 1 | 1 | 1 | |
| 20 | 69J-42682-00 | .MARK, COWLING .MARCA DE CUBIERTA | 1 | 1 | 1 | 1 | |
| 21 | 69J-24378-00 | .PIPE, JOINT 3 .TUBO DE UNION 3 | 1 | 1 | 1 | 1 | |
| 22 | 90445-11020 | .HOSE (L400) .TUBO (L400) | 2 | 2 | 2 | 2 | |
| 23 | 90445-11021 | .HOSE (L310) .TUBO (L310) | 1 | 1 | 1 | 1 | |
| 24 | 69J-42617-01 | .DAMPER, FORM .HULE DE FORMA | 1 | 1 | 1 | 1 | |

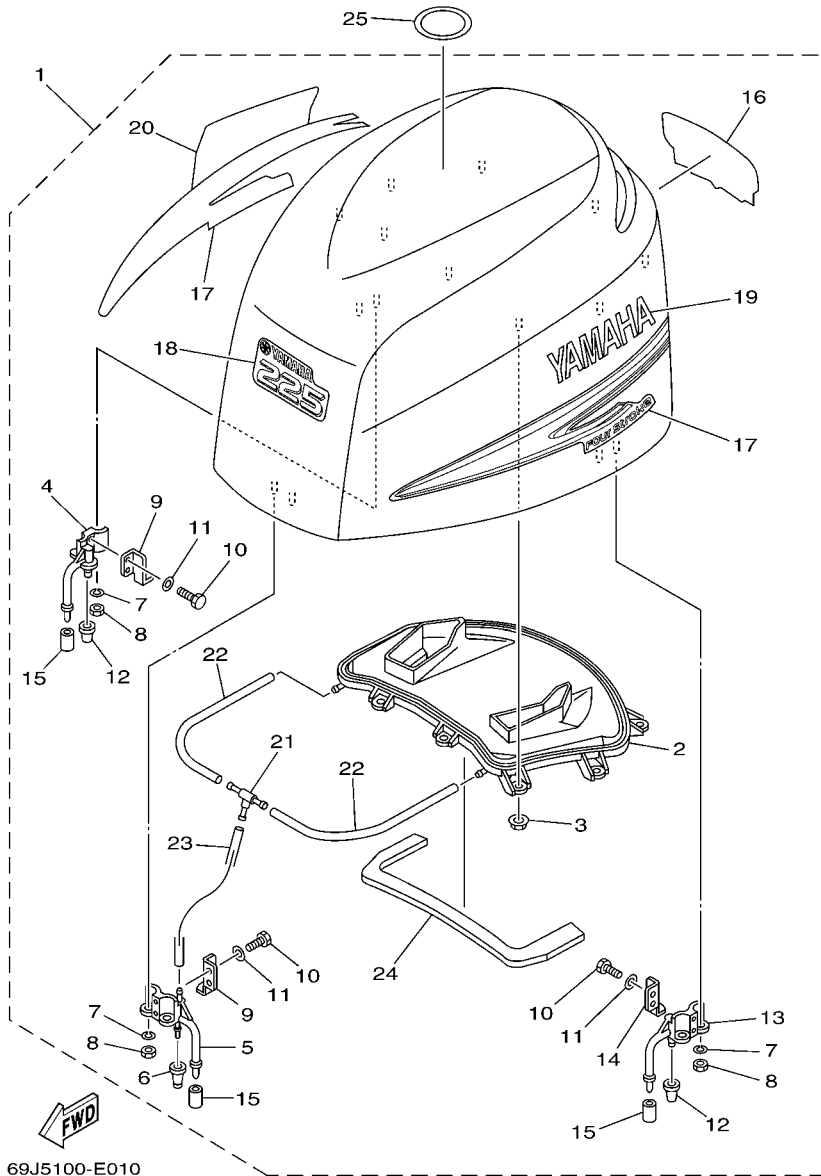
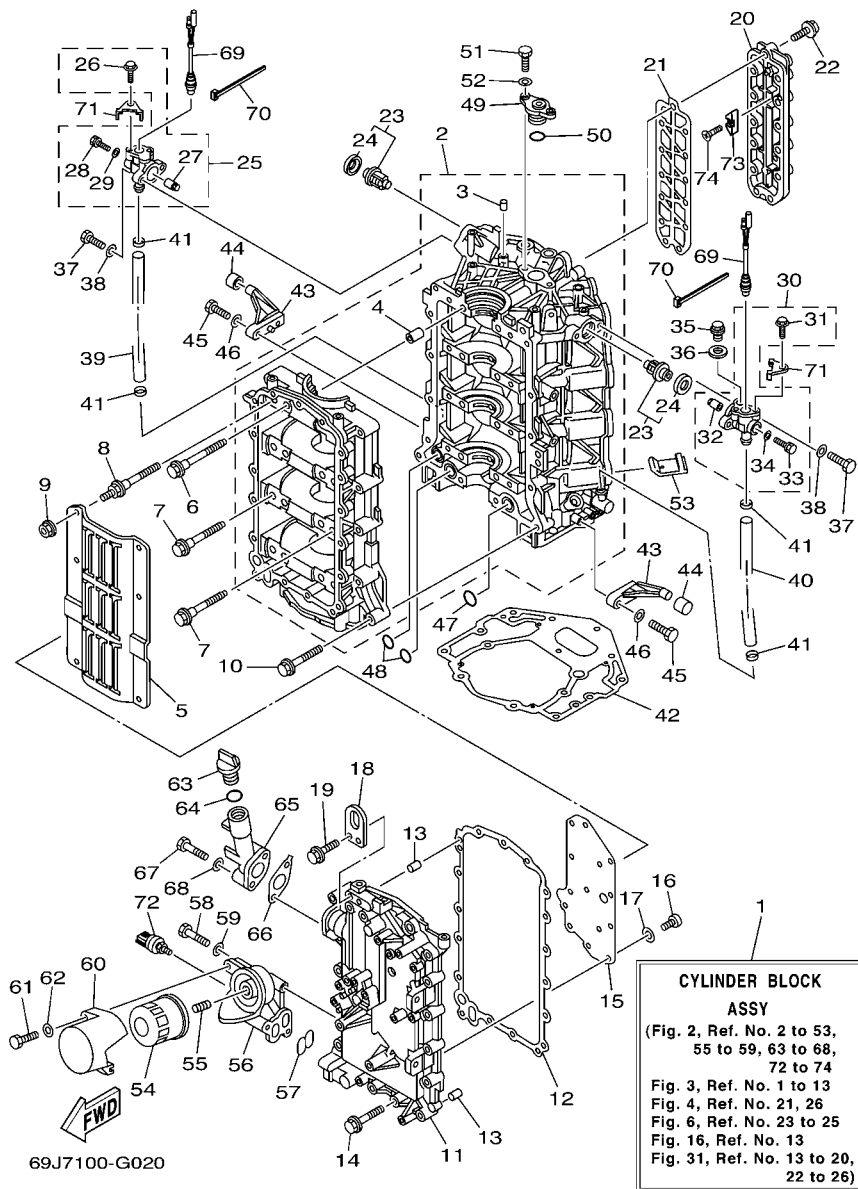


FIG. 1 TOP COWLING

SOPORTE SUPERIOR

| REF. NO. | PART NO. CODIGO Nº | DESCRIPTION DESCRIPCION | 69J7 | 60L7 | 69K7 | 60M7 | REMARKS OBSERVACIONES |
|----------|--------------------|--|------|------|------|------|-----------------------|
| 25 | 67F-13434-03 | LABEL, CAUTION ETIQUETA DE PRECAUCION | 1 | 1 | 1 | 1 | |
| | | | | | | | |
| | | | | | | | |
| | | | | | | | |
| | | | | | | | |
| | | | | | | | |
| | | | | | | | |
| | | | | | | | |
| | | | | | | | |
| | | | | | | | |
| | | | | | | | |
| | | | | | | | |
| | | | | | | | |
| | | | | | | | |



CYLINDER BLOCK ASSY
 (Fig. 2, Ref. No. 2 to 53, 55 to 59, 63 to 68, 72 to 74
 Fig. 3, Ref. No. 1 to 13
 Fig. 4, Ref. No. 21, 26
 Fig. 6, Ref. No. 23 to 25
 Fig. 16, Ref. No. 13
 Fig. 31, Ref. No. 13 to 20, 22 to 26)

FIG. 2 CYLINDER & CRANKCASE 1 CILINDRO & CARTER 1

| REF. NO. | PART NO. CODIGO Nº | DESCRIPTION DESCRIPCION | 69J7 | 60L7 | 69K7 | 60M7 | REMARKS OBSERVACIONES |
|----------|--------------------|--|------|------|------|------|-----------------------|
| 1 | 69J-W009B-04-1S | CYLINDER BLOCK ASSY CILINDRO BLOQUE COMPLETO | 1 | 1 | 1 | 1 | |
| 2 | 69J-15100-11-1S | CRANKCASE ASSY CARTER COMPLETO | 1 | 1 | 1 | 1 | |
| 3 | 93606-12019 | .PIN, DOWEL .PASADOR DE CLAVIJA | 1 | 1 | 1 | 1 | |
| 4 | 91814-18001 | .PIN, DOWEL .PASADOR DE CLAVIJA | 8 | 8 | 8 | 8 | |
| 5 | 69J-15123-00 | PLATE, BAFFLE 1 PLACA DEFLECTORA 1 | 1 | 1 | 1 | 1 | |
| 6 | 69J-15187-00 | BOLT PERNO | 8 | 8 | 8 | 8 | |
| 7 | 69J-15481-00 | BOLT 1 PERNO 1 | 2 | 2 | 2 | 2 | |
| 8 | 69J-15482-00 | BOLT 2 PERNO 2 | 6 | 6 | 6 | 6 | |
| 9 | 95707-06500 | NUT, FLANGE TUERCA DE BRIDA | 6 | 6 | 6 | 6 | |
| 10 | 90119-08M66 | BOLT, WITH WASHER TORNILLO CON ARANDELA | 13 | 13 | 13 | 13 | |
| 11 | 69J-15411-00-94 | COVER, CRANKCASE 1 CUBIERTA DE CARTER 1 | 1 | 1 | 1 | 1 | |
| 12 | 69J-15451-00 | GASKET, CRANKCASE COVER 1 EMPAQ DE CUBIERTA DE CARTER | 1 | 1 | 1 | 1 | |
| 13 | 93606-12019 | PIN, DOWEL PASADOR DE CLAVIJA | 2 | 2 | 2 | 2 | |
| 14 | 90119-08009 | BOLT, WITH WASHER TORNILLO CON ARANDELA | 17 | 17 | 17 | 17 | |
| 15 | 69J-11168-00 | COVER, BREATHER CUBIERTA RESPIRADERO | 1 | 1 | 1 | 1 | |
| 16 | 98507-04008 | SCREW, PAN HEAD TORNILLO DE CABEZA CON PLANA | 14 | 14 | 14 | 14 | |
| 17 | 92907-04600 | WASHER ARANDELA | 14 | 14 | 14 | 14 | |
| 18 | 69J-11119-00 | HANGER, ENGINE SOPORTE DEL MOTOR | 1 | 1 | 1 | 1 | |
| 19 | 90119-06MA2 | BOLT, WITH WASHER TORNILLO CON ARANDELA | 2 | 2 | 2 | 2 | |
| 20 | 69J-1131C-01-1S | COVER, JOINT CUBIERTA DE UNION | 1 | 1 | 1 | 1 | |
| 21 | 6S1-1131B-00 | GASKET, COVER EMPAQUE DE CUBIERTA | 1 | 1 | 1 | 1 | |
| 22 | 90119-06MA4 | BOLT, WITH WASHER TORNILLO CON ARANDELA | 13 | 13 | 13 | 13 | |
| 23 | 67F-12411-01 | THERMOSTAT TERMOSTAT | 2 | 2 | 2 | 2 | |
| 24 | 67F-12412-00 | .SEAL, THERMOSTAT .SELLO TERMOSTATO | 1 | 1 | 1 | 1 | |
| 25 | 6P2-1240H-00-1S | ANODE ASSY ANODO COMPLET | 1 | 1 | 1 | 1 | |
| 26 | 90109-06M80 | .BOLT .PERNO | 2 | 2 | 2 | 2 | |
| 27 | 6P3-11325-00 | .ANODE .ANODO | 1 | 1 | 1 | 1 | |

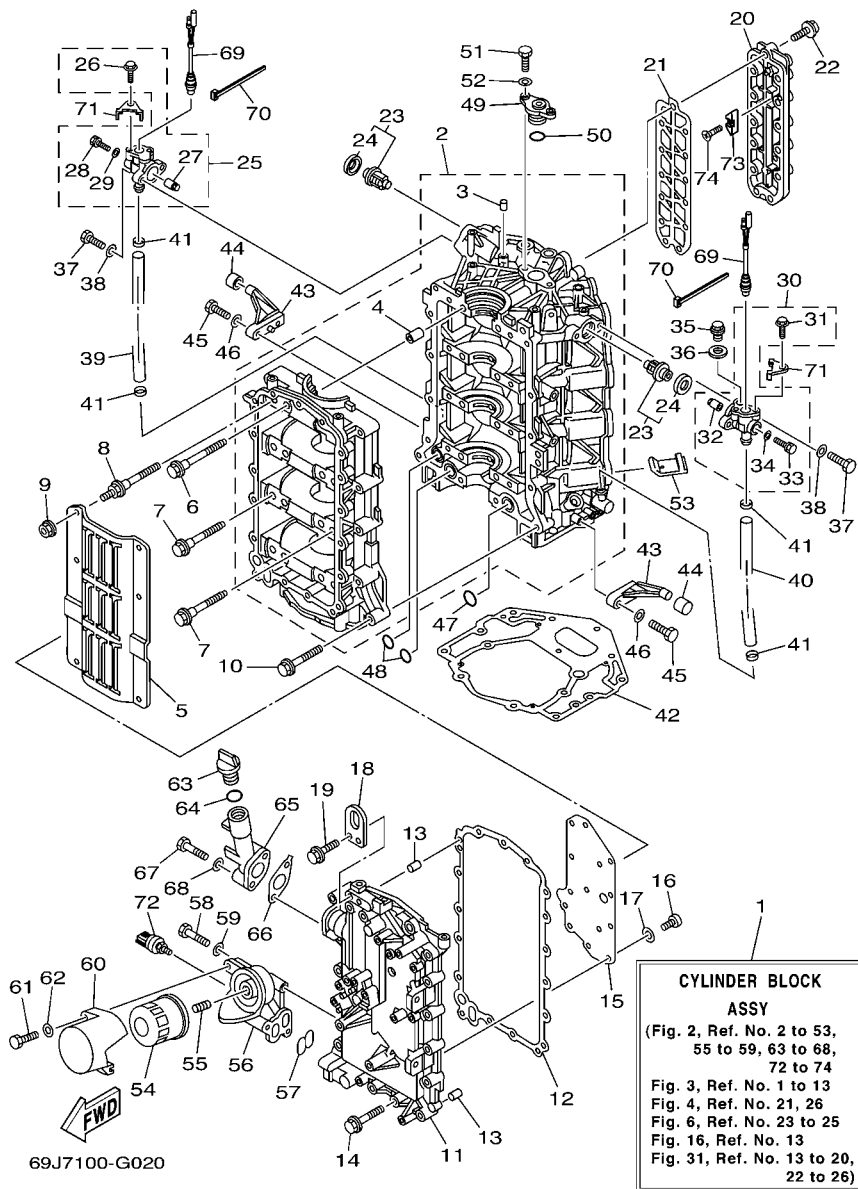
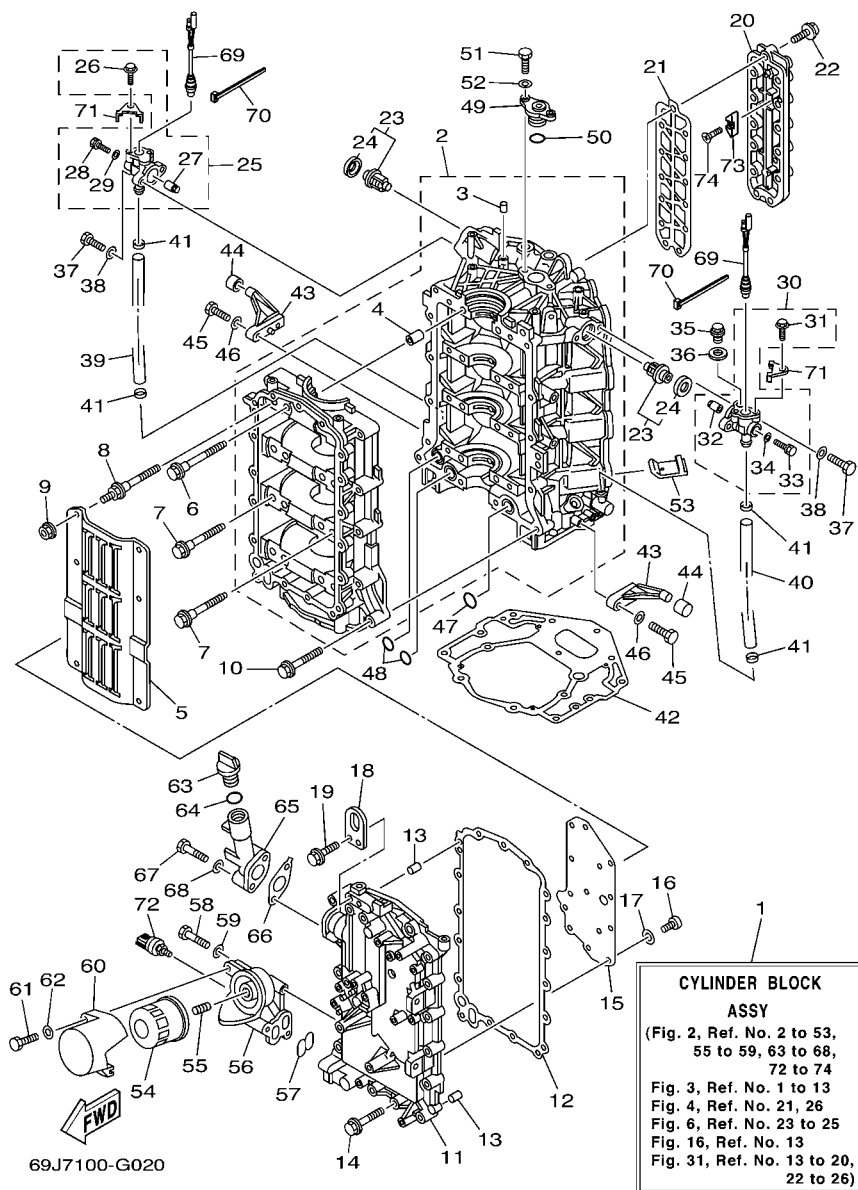


FIG. 2 CYLINDER & CRANKCASE 1 CILINDRO & CARTER 1

| REF. NO. | PART NO. CODIGO Nº | DESCRIPTION DESCRIPCION | 69J7 | 60L7 | 69K7 | 60M7 | REMARKS OBSERVACIONES |
|----------|--------------------|--|------|------|------|------|-----------------------|
| 28 | 90105-05012 | .BOLT, FLANGE .TORNILLO | 1 | 1 | 1 | 1 | |
| 29 | 90430-05002 | .GASKET .JUNTA | 1 | 1 | 1 | 1 | |
| 30 | 6P3-1240H-00-1S | ANODE ASSY ANODO COMPLET | 1 | 1 | 1 | 1 | |
| 31 | 90109-06M80 | .BOLT .PERNO | 2 | 2 | 2 | 2 | |
| 32 | 6P3-11325-00 | .ANODE .ANODO | 1 | 1 | 1 | 1 | |
| 33 | 90105-05012 | .BOLT, FLANGE .TORNILLO | 1 | 1 | 1 | 1 | |
| 34 | 90430-05002 | .GASKET .JUNTA | 1 | 1 | 1 | 1 | |
| 35 | 90340-14M06 | PLUG, STRAIGHT SCREW TORNILLO, DE DRENAJE | 1 | 1 | 1 | 1 | |
| 36 | 90430-14115 | GASKET JUNTA | 1 | 1 | 1 | 1 | |
| 37 | 97095-06025 | BOLT PERNO | 4 | 4 | 4 | 4 | |
| 38 | 92995-06600 | WASHER ARANDELA | 4 | 4 | 4 | 4 | |
| 39 | 69J-1243A-00 | HOSE 1 TUBO 1 | 1 | 1 | 1 | 1 | |
| 40 | 69J-1243E-00 | HOSE 2 TUBO 2 | 1 | 1 | 1 | 1 | |
| 41 | 90465-11M10 | CLAMP BRIDA | 4 | 4 | 4 | 4 | |
| 42 | 69J-11351-11 | GASKET, CYLINDER JUNTA, DE CILINDRO | 1 | 1 | 1 | 1 | |
| 43 | 67F-42761-00-94 | STOPPER RETEN 1 | 2 | 2 | 2 | 2 | |
| 44 | 68F-44533-00 | DAMPER, UPPER MOUNT RUBBER AMORTIGUADOR SUPERIOR | 2 | 2 | 2 | 2 | |
| 45 | 97095-06025 | BOLT PERNO | 4 | 4 | 4 | 4 | |
| 46 | 92995-06600 | WASHER ARANDELA | 4 | 4 | 4 | 4 | |
| 47 | 93210-25552 | O-RING ANILLO O | 1 | 1 | 1 | 1 | |
| 48 | 93210-19MJ1 | O-RING ANILLO O | 2 | 2 | 2 | 2 | |
| 49 | 69J-11313-00-94 | PLUG, BLIND TAPON CIEGO | 1 | 1 | 1 | 1 | |
| 50 | 93210-25647 | O-RING ANILLO O | 1 | 1 | 1 | 1 | |
| 51 | 97095-06020 | BOLT PERNO | 2 | 2 | 2 | 2 | |
| 52 | 92995-06600 | WASHER ARANDELA | 2 | 2 | 2 | 2 | |
| 53 | 69J-14664-00 | GROMMET, WATER SHUT TAPON | 2 | 2 | 2 | 2 | |
| 54 | 69J-13440-00 | ELEMENT ASSY, OIL CLEANER ELEMENTO FILTRO DE ACEITE | 1 | 1 | 1 | 1 | |

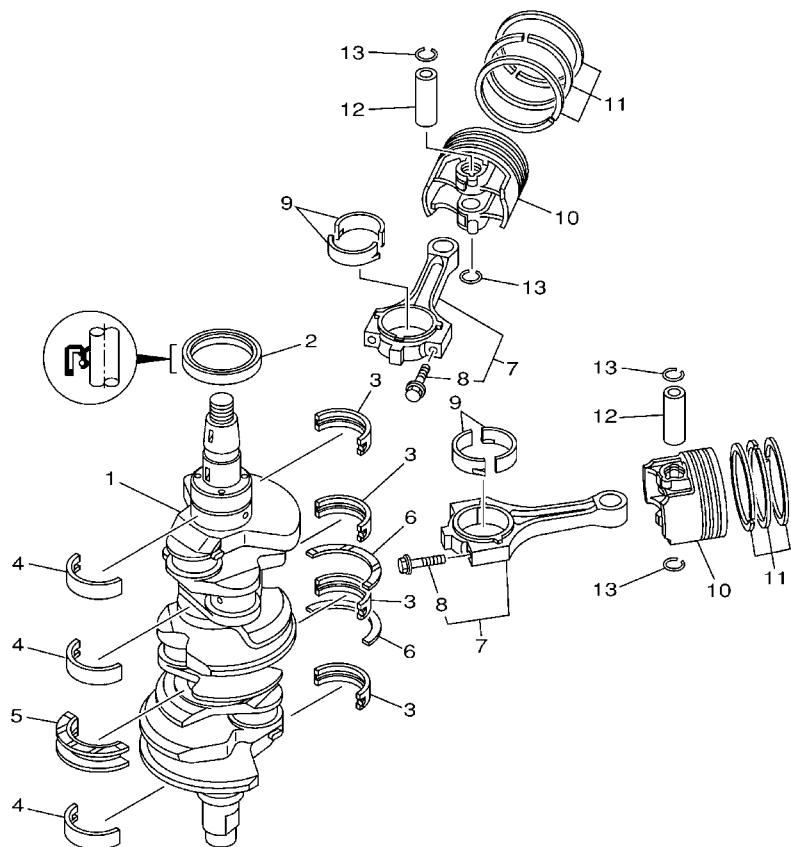
FIG. 2 CYLINDER & CRANKCASE 1 CILINDRO & CARTER 1



| REF. NO. | PART NO. CODIGO Nº | DESCRIPTION DESCRIPCION | 69J7 | 60L7 | 69K7 | 60M7 | REMARKS OBSERVACIONES |
|----------|--------------------|--|------|------|------|------|-----------------------|
| 55 | 69J-12858-00 | BOLT, UNION PERNO DE UNION | 1 | 1 | 1 | 1 | |
| 56 | 69J-13446-00-94 | CONNECTOR CONECTOR | 1 | 1 | 1 | 1 | |
| 57 | 69J-13477-00 | GASKET EMPAQUE | 1 | 1 | 1 | 1 | |
| 58 | 97095-06045 | BOLT PERNO | 3 | 3 | 3 | 3 | |
| 59 | 92995-06600 | WASHER ARANDELA | 3 | 3 | 3 | 3 | |
| 60 | 69J-13447-00 | COVER, OIL ELEMENT TAPA DEL ELEMENTO | 1 | 1 | 1 | 1 | |
| 61 | 97095-06040 | BOLT PERNO | 1 | 1 | 1 | 1 | |
| 62 | 92995-06600 | WASHER ARANDELA | 1 | 1 | 1 | 1 | |
| 63 | 6G8-15363-00 | PLUG, OIL TAPON DE ACEITE | 1 | 1 | 1 | 1 | |
| 64 | 93210-24M79 | O-RING ANILLO O | 1 | 1 | 1 | 1 | |
| 65 | 69J-15319-00-1S | JOINT CONECTOR | 1 | 1 | 1 | 1 | |
| 66 | 69J-15364-A0 | GASKET, OIL PLUG EMPAQUE TAPON DE ACEITE | 1 | 1 | 1 | 1 | |
| 67 | 97095-06045 | BOLT PERNO | 2 | 2 | 2 | 2 | |
| 68 | 92995-06600 | WASHER ARANDELA | 2 | 2 | 2 | 2 | |
| 69 | 6P2-82560-01 | THERMO SWITCH ASSY INTER. DE TERMO | 2 | 2 | 2 | 2 | |
| 70 | 90465-11M10 | CLAMP BRIDA | 2 | 2 | 2 | 2 | |
| 71 | 6E9-82588-00 | PLATE PLACA | 2 | 2 | 2 | 2 | |
| 72 | 69J-83651-01 | SENDER, OIL PRESSURE TRASMISOR DE PRESION DE ACEITE | 1 | 1 | 1 | 1 | |
| 73 | 6E5-11325-00 | ANODE ANODO | 4 | 4 | 4 | 4 | |
| 74 | 98780-04015 | SCREW, FLAT HEAD TORNILLO CABEZA PLANA | 4 | 4 | 4 | 4 | |

FIG. 3 CRANKSHAFT & PISTON

CIGUENAL & PISTON




69J1010-2030

| REF. NO. | PART NO. CODIGO Nº | DESCRIPTION DESCRIPCION | 69J7 | 60L7 | 69K7 | 60M7 | REMARKS OBSERVACIONES |
|----------|--------------------|--|------|------|------|------|------------------------|
| 1 | 69J-11411-00 | CRANKSHAFT CIGUENAL | 1 | 1 | 1 | 1 | |
| 2 | 93102-63004 | OIL SEAL SELLO ACEITE | 1 | 1 | 1 | 1 | |
| 3 | 69J-11416-01 | PLANE BEARING, CRANKSHAFT 1 COJINETE PLANO 1 | 4 | 4 | 4 | 4 | UR #1 UR #1 |
| | 69J-11416-11 | PLANE BEARING, CRANKSHAFT 1 COJINETE PLANO 1 | 4 | 4 | 4 | 4 | UR #2 UR #2 |
| | 69J-11416-21 | PLANE BEARING, CRANKSHAFT 1 COJINETE PLANO 1 | 4 | 4 | 4 | 4 | UR #3 UR #3 |
| 4 | 69J-11417-01 | PLANE BEARING, CRANKSHAFT 2 COJINETE PLANO 2 | 3 | 3 | 3 | 3 | UR #1 UR #1 |
| | 69J-11417-11 | PLANE BEARING, CRANKSHAFT 2 COJINETE PLANO 2 | 3 | 3 | 3 | 3 | UR #2 UR #2 |
| | 69J-11417-21 | PLANE BEARING, CRANKSHAFT 2 COJINETE PLANO 2 | 3 | 3 | 3 | 3 | UR #3 UR #3 |
| 5 | 69J-11426-01 | PLANE BEARING, CRANKSHAFT 1 COJINETE COMUN CIGUENAL 1 | 1 | 1 | 1 | 1 | UR #1 UR #1 |
| | 69J-11426-11 | PLANE BEARING, CRANKSHAFT 1 COJINETE COMUN CIGUENAL 1 | 1 | 1 | 1 | 1 | UR #2 UR #2 |
| | 69J-11426-21 | PLANE BEARING, CRANKSHAFT 1 COJINETE COMUN CIGUENAL 1 | 1 | 1 | 1 | 1 | UR #3 UR #3 |
| 6 | 69J-11427-00 | PLANE BEARING, CRANKSHAFT 2 COJINETE COMUN CIGUENAL 2 | 2 | 2 | 2 | 2 | |
| 7 | 69J-W1165-01 | CONNECTING ROD ASSY BIELA COMPLETA | 6 | 6 | 6 | 6 | |
| 8 | 69J-11654-00 | .BOLT, CONNECTING ROD .TORNILLO DE BIELA | 2 | 2 | 2 | 2 | |
| 9 | 69J-11656-00 | PLANE BEARING, CONNECTING ROD COJINETE PLANO | 12 | 12 | 12 | 12 | UR YELLOW UR YELLOW |
| | 69J-11656-10 | PLANE BEARING, CONNECTING ROD COJINETE PLANO | 12 | 12 | 12 | 12 | UR GREEN UR GREEN |
| | 69J-11656-20 | PLANE BEARING, CONNECTING ROD COJINETE PLANO | 12 | 12 | 12 | 12 | UR BLUE UR BLUE |
| 10 | 69J-11631-02-B0 | PISTON (STD) PISTON (NORMA) | 6 | 6 | 6 | 6 | |
| | 69J-11635-00 | PISTON (0.25MM O/S) PISTON (0.25MM O/S) | 6 | 6 | 6 | 6 | AP AP |
| 11 | 63P-11603-01 | PISTON RING SET (STD) JUEGO DE ANILLOS (NORMA) | 6 | 6 | 6 | 6 | |
| | 63P-11604-00 | PISTON RING SET (0.25MM O/S) JUEGO DE ANILLOS (0.25MM O/S) | 6 | 6 | 6 | 6 | AP AP |
| 12 | 69J-11633-00 | PIN, PISTON PASADOR, PISTON | 6 | 6 | 6 | 6 | |
| 13 | 69J-11634-01 | CLIP, PISTON PIN PRESILLA, BULON DE PISTON | 12 | 12 | 12 | 12 | |

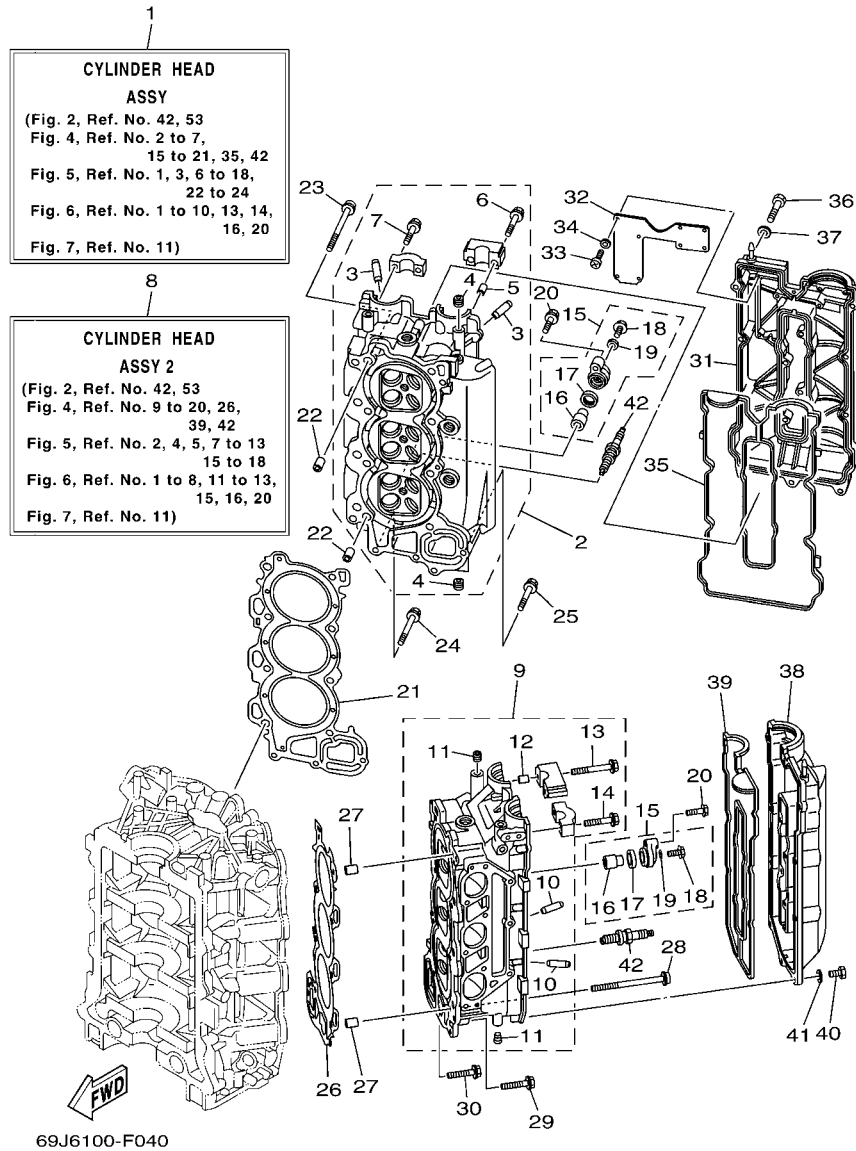


FIG. 4 CYLINDER & CRANKCASE 2 CILINDRO & CARTER 2

| REF. NO. | PART NO. CODIGO Nº | DESCRIPTION DESCRIPCION | 69J7 | 60L7 | 69K7 | 60M7 | REMARKS OBSERVACIONES |
|----------|--------------------|---|------|------|------|------|-----------------------|
| 1 | 69J-W009A-05-1S | CYLINDER HEAD ASSY CILINDRO CULATA COMPLETO | 1 | 1 | 1 | 1 | |
| 2 | 69J-11110-01-94 | CYLINDER HEAD ASSY CULATA DE CILINDRO COMPLETA | 1 | 1 | 1 | 1 | |
| 3 | 69J-11133-10 | .GUIDE, VALVE 1 .GUIA DE VALVULA 1 | 12 | 12 | 12 | 12 | |
| 4 | 90344-51019 | .PLUG, TAPER SCREW .TAPON DE TORNILLO AHUSADO | 5 | 5 | 5 | 5 | |
| 5 | 91809-08006 | .PIN, DOWEL .PASADOR DE CLAVIJA | 2 | 2 | 2 | 2 | |
| 6 | 90119-07235 | .BOLT/WASHER-CAM CAPS .TORNILLO CON ARANDELA | 2 | 2 | 2 | 2 | |
| 7 | 90119-07234 | .BOLT, WITH WASHER .TORNILLO CON ARANDELA | 18 | 18 | 18 | 18 | |
| 8 | 69J-W009C-05-1S | CYLINDER HEAD ASSY 2 CULATA DE CILINDRO COMPL. 2 | 1 | 1 | 1 | 1 | |
| 9 | 69J-11120-01-94 | CYLINDER HEAD ASSY 2 CULATA DE CILINDRO COMPL. 2 | 1 | 1 | 1 | 1 | |
| 10 | 69J-11133-10 | .GUIDE, VALVE 1 .GUIA DE VALVULA 1 | 12 | 12 | 12 | 12 | |
| 11 | 90344-51019 | .PLUG, TAPER SCREW .TAPON DE TORNILLO AHUSADO | 5 | 5 | 5 | 5 | |
| 12 | 91809-08006 | .PIN, DOWEL .PASADOR DE CLAVIJA | 2 | 2 | 2 | 2 | |
| 13 | 90119-07235 | .BOLT/WASHER-CAM CAPS .TORNILLO CON ARANDELA | 2 | 2 | 2 | 2 | |
| 14 | 90119-07234 | .BOLT, WITH WASHER .TORNILLO CON ARANDELA | 14 | 14 | 14 | 14 | |
| 15 | 69J-11301-10 | ANODE COVER ASSY CONJUNTO CUBIERTA DE ANODO | 4 | 4 | 4 | 4 | |
| 16 | 68V-11325-02 | .ANODE .ANODO | 1 | 1 | 1 | 1 | |
| 17 | 67F-11328-00 | .GROMMET, ANODE .TAPON | 1 | 1 | 1 | 1 | |
| 18 | 90105-06M07 | .BOLT, FLANGE .TORNILLO | 1 | 1 | 1 | 1 | |
| 19 | 90430-06M03 | .GASKET .JUNTA | 1 | 1 | 1 | 1 | |
| 20 | 97575-08540 | BOLT, WITH WASHER PERNO CON ARANDELA | 4 | 4 | 4 | 4 | |
| 21 | 69J-11181-03 | GASKET, CYLINDER HEAD 1 JUNTA, DE CULATA 1 | 1 | 1 | 1 | 1 | |
| 22 | 90387-10M08 | COLLAR ESPACIADOR | 2 | 2 | 2 | 2 | |
| 23 | 90155-10001 | SCREW, FLAT FILLISTER TORNILLO CABEZA PLANA RAN. | 8 | 8 | 8 | 8 | |
| 24 | 90119-08M91 | BOLT, WITH WASHER TORNILLO CON ARANDELA | 2 | 2 | 2 | 2 | |
| 25 | 90119-08021 | BOLT, WITH WASHER TORNILLO CON ARANDELA | 1 | 1 | 1 | 1 | |
| 26 | 69J-11182-03 | GASKET, CYLINDER HEAD 2 EMPAQUE CULATA DE CILINDRO 2 | 1 | 1 | 1 | 1 | |
| 27 | 90387-10M08 | COLLAR ESPACIADOR | 2 | 2 | 2 | 2 | |

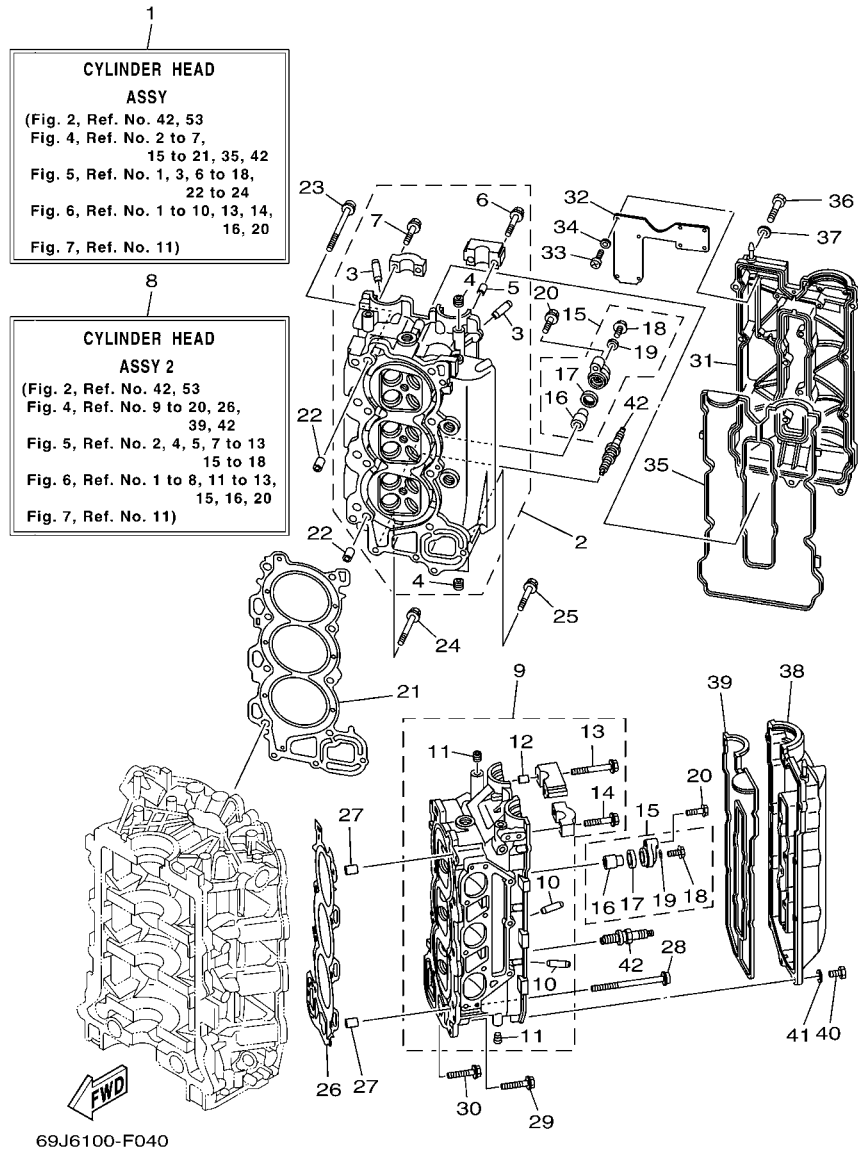
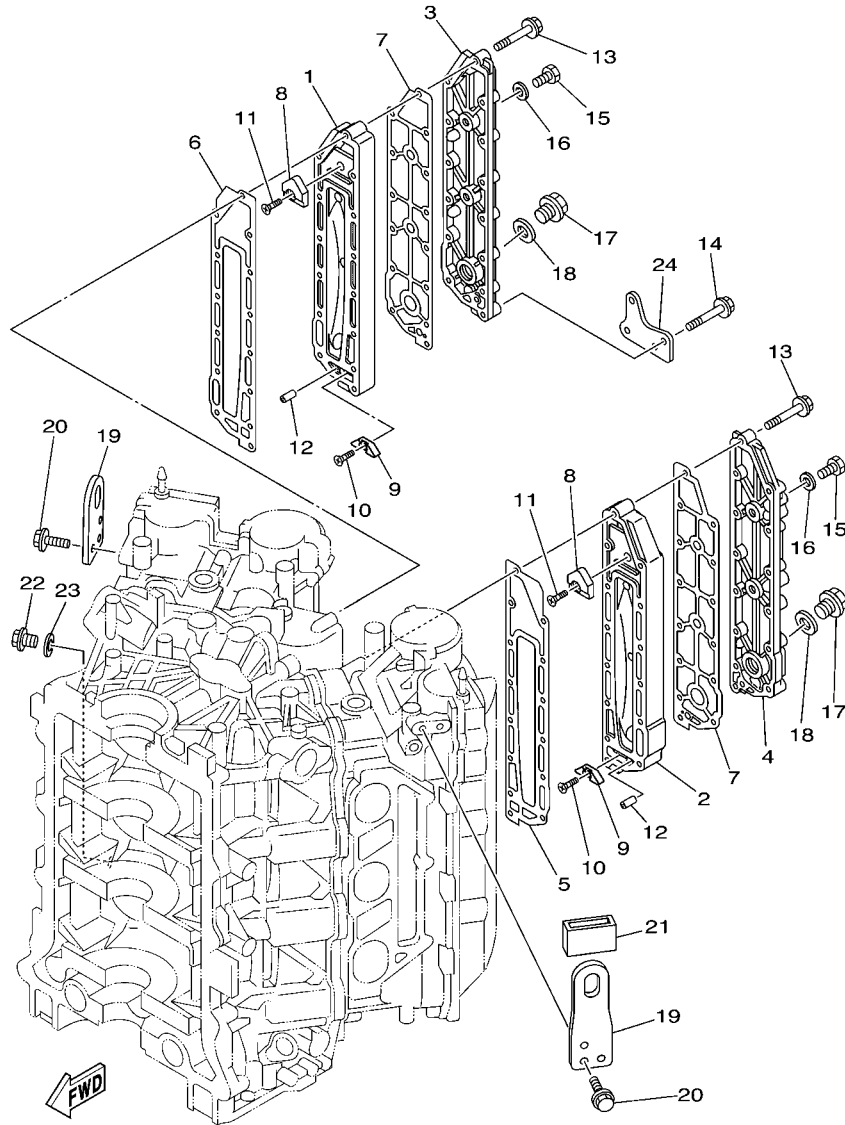


FIG. 4 CYLINDER & CRANKCASE 2 CILINDRO & CARTER 2

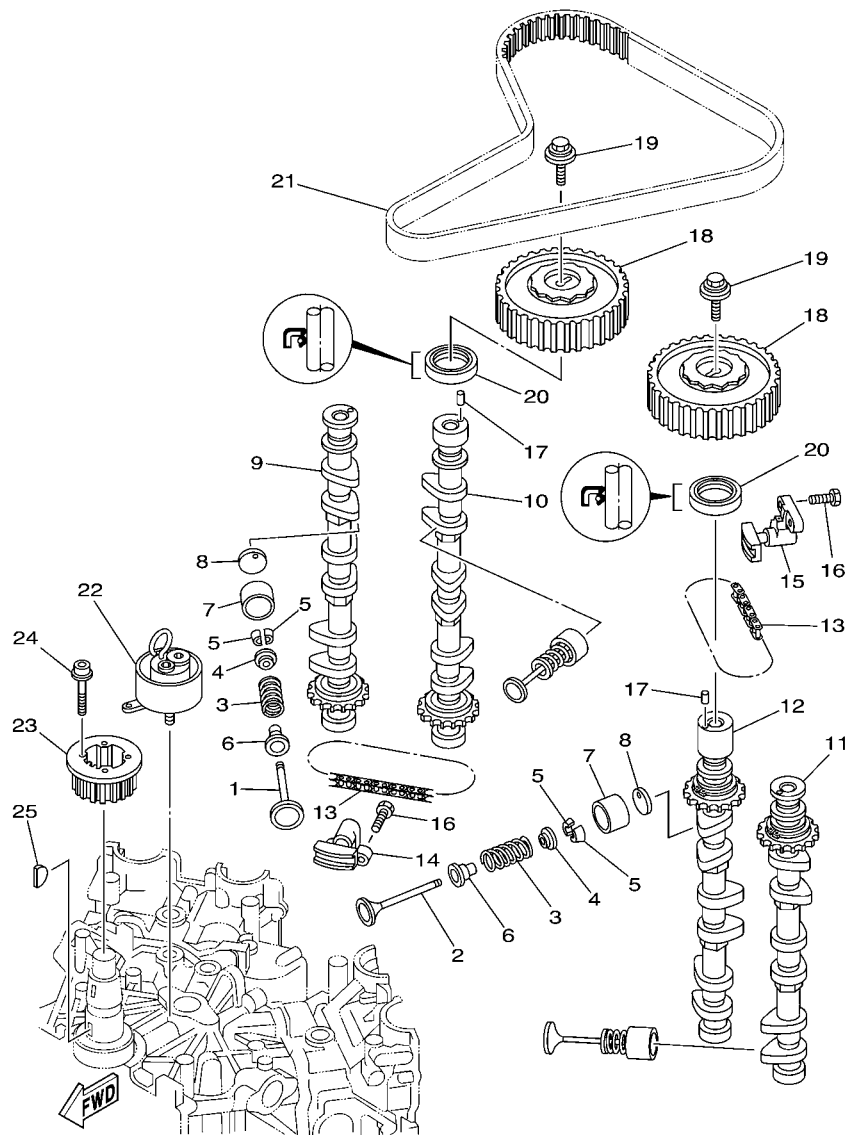
| REF. NO. | PART NO. CODIGO N° | DESCRIPTION DESCRIPCION | 69J7 | 60L7 | 69K7 | 60M7 | REMARKS OBSERVACIONES |
|----------|--------------------|---|------|------|------|------|-----------------------|
| 28 | 90155-10001 | SCREW, FLAT FILLISTER TORNILLO CABEZA PLANA RAN. | 8 | 8 | 8 | 8 | |
| 29 | 90119-08M91 | BOLT, WITH WASHER TORNILLO CON ARANDELA | 2 | 2 | 2 | 2 | |
| 30 | 90119-08021 | BOLT, WITH WASHER TORNILLO CON ARANDELA | 1 | 1 | 1 | 1 | |
| 31 | 69J-11191-00-1S | COVER, CYLINDER HEAD 1 TAPA CULATA DE CILINDRO 1 | 1 | 1 | 1 | 1 | |
| 32 | 69J-11135-00 | PLATE, BREATHER 3 PLACA RESPIRADERO 3 | 1 | 1 | 1 | 1 | |
| 33 | 98507-04008 | SCREW, PAN HEAD TORNILLO DE CABEZA CON PLANA | 8 | 8 | 8 | 8 | |
| 34 | 92907-04600 | WASHER ARANDELA | 8 | 8 | 8 | 8 | |
| 35 | 69J-11193-01 | GASKET, HEAD COVER 1 EMPAQUE | 1 | 1 | 1 | 1 | |
| 36 | 97095-06030 | BOLT PERNO | 14 | 14 | 14 | 14 | |
| 37 | 92995-06600 | WASHER ARANDELA | 14 | 14 | 14 | 14 | |
| 38 | 69J-11192-00-1S | COVER, CYLINDER HEAD 2 TAPA CULATA DE CILINDRO 2 | 1 | 1 | 1 | 1 | |
| 39 | 69J-11194-00 | GASKET, HEAD COVER 2 EMPAQUE DE TAPA DE CULATA 2 | 1 | 1 | 1 | 1 | |
| 40 | 97095-06030 | BOLT PERNO | 14 | 14 | 14 | 14 | |
| 41 | 92995-06600 | WASHER ARANDELA | 14 | 14 | 14 | 14 | |
| 42 | 94702-00391 | PLUG, SPARK (NGK LFR5A-11) BUJIA (NGK LFR5A-11) | 6 | 6 | 6 | 6 | |



69J5100-E050

FIG. 5 CYLINDER & CRANKCASE 3 CILINDRO & CARTER 3

| REF. NO. | PART NO. CODIGO Nº | DESCRIPTION DESCRIPCION | 69J7 | 60L7 | 69K7 | 60M7 | REMARKS OBSERVACIONES |
|----------|--------------------|---|------|------|------|------|-----------------------|
| 1 | 69J-41111-01-1S | INNER COVER, EXHAUST CUBIERTA INTERIOR DE ESCAPE | 1 | 1 | 1 | 1 | |
| 2 | 69J-41121-01-1S | INNER COVER, EXHAUST CUBIERTA INTERIOR DE ESCAPE | 1 | 1 | 1 | 1 | |
| 3 | 69J-41113-01-1S | OUTER COVER, EXHAUST CUBOERTA EXTERIOR DE ESCAPE | 1 | 1 | 1 | 1 | |
| 4 | 69J-41123-01-1S | OUTER COVER, EXHAUST CUBOERTA EXTERIOR DE ESCAPE | 1 | 1 | 1 | 1 | |
| 5 | 6P2-41112-00 | GASKET, EXHAUST INNER COVER EMPAQUE | 1 | 1 | 1 | 1 | |
| 6 | 6P2-41122-00 | GASKET, EXHAUST INNER COVER EMPAQUE | 1 | 1 | 1 | 1 | |
| 7 | 6P2-41114-00 | GASKET, EXHAUST OUTER COVER EMPAQUE | 2 | 2 | 2 | 2 | |
| 8 | 6P2-11325-00 | ANODE ANODO | 2 | 2 | 2 | 2 | |
| 9 | 6E5-11325-00 | ANODE ANODO | 2 | 2 | 2 | 2 | |
| 10 | 98780-04015 | SCREW, FLAT HEAD TORNILLO CABEZA PLANA | 2 | 2 | 2 | 2 | |
| 11 | 90151-06M02 | SCREW, COUNTERSUNK TORNILLO EMBUTIDO | 2 | 2 | 2 | 2 | |
| 12 | 91690-40010 | PIN, SPRING PASADOR DE RESORTE | 2 | 2 | 2 | 2 | |
| 13 | 90119-06027 | BOLT, WITH WASHER TORNILLO CON ARANDELA | 26 | 26 | 26 | 26 | |
| 14 | 90119-06104 | BOLT, WITH WASHER TORNILLO CON ARANDELA | 2 | 2 | 2 | 2 | |
| 15 | 97095-08014 | BOLT PERNO | 4 | 4 | 4 | 4 | |
| 16 | 90430-08143 | GASKET JUNTA | 4 | 4 | 4 | 4 | |
| 17 | 90340-18M09 | PLUG, STRAIGHT SCREW TORNILLO, DE DRENAJE | 2 | 2 | 2 | 2 | |
| 18 | 90430-18130 | GASKET JUNTA | 2 | 2 | 2 | 2 | |
| 19 | 6P2-11119-00 | HANGER, ENGINE SOPORTE DEL MOTOR | 2 | 2 | 2 | 2 | |
| 20 | 90119-06MA2 | BOLT, WITH WASHER TORNILLO CON ARANDELA | 4 | 4 | 4 | 4 | |
| 21 | 69J-1111M-00 | COVER 1 CUBIERTA 1 | 1 | 1 | 1 | 1 | |
| 22 | 90340-14M06 | PLUG, STRAIGHT SCREW TORNILLO, DE DRENAJE | 1 | 1 | 1 | 1 | |
| 23 | 90430-14115 | GASKET JUNTA | 1 | 1 | 1 | 1 | |
| 24 | 69J-2134V-00 | BRACKET SOPORTE | 1 | 1 | 1 | 1 | |

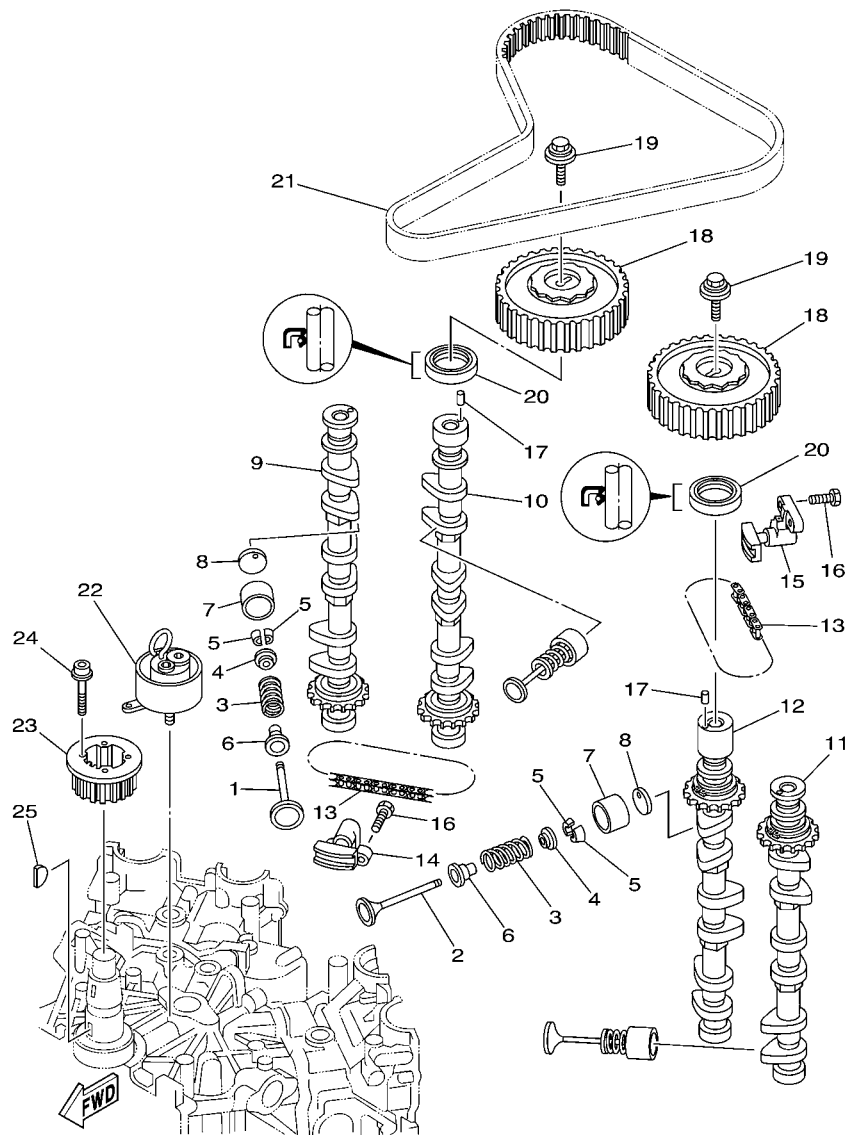


69J4100-D060

FIG. 6 VALVE

VALVULA

| REF. NO. | PART NO. CODIGO N° | DESCRIPTION DESCRIPCION | 69J7 | 60L7 | 69K7 | 60M7 | REMARKS OBSERVACIONES |
|----------|--------------------|--|------|------|------|------|-----------------------|
| 1 | 69J-12111-00 | VALVE, INTAKE VALVULA DE ADMISION | 12 | 12 | 12 | 12 | |
| 2 | 69J-12121-00 | VALVE, EXHAUST VALVULA DE ESCAPE | 12 | 12 | 12 | 12 | |
| 3 | 69J-12113-01 | SPRING, VALVE INNER RESORTE VALVULA INTERNA | 24 | 24 | 24 | 24 | |
| 4 | 69J-12117-01 | RETAINER, VALVE SPRING RETEN RESORTE DE VALVULA | 24 | 24 | 24 | 24 | |
| 5 | 69J-12118-00 | COTTER, VALVE SEGURO DE VALVULA | 48 | 48 | 48 | 48 | |
| 6 | 69J-12119-00 | SEAL, VALVE STEM SELLO DE ACEITE VALVULA | 24 | 24 | 24 | 24 | |
| 7 | 69J-12153-00 | LIFTER, VALVE LEVANTADOR DE VALVULA | 24 | 24 | 24 | 24 | |
| 8 | 6S1-12168-00 | PAD, ADJUSTING (2.320) COJIN, AJUSTADOR (2.320) | 24 | 24 | 24 | 24 | UR |
| | 6S1-12168-10 | PAD, ADJUSTING (2.340) COJIN, AJUSTADOR (2.340) | 24 | 24 | 24 | 24 | UR |
| | 6S1-12168-20 | PAD, ADJUSTING (2.360) COJIN, AJUSTADOR (2.360) | 24 | 24 | 24 | 24 | UR |
| | 6S1-12168-30 | PAD, ADJUSTING (2.380) COJIN, AJUSTADOR (2.380) | 24 | 24 | 24 | 24 | UR |
| | 6S1-12168-40 | PAD, ADJUSTING (2.400) COJIN, AJUSTADOR (2.400) | 24 | 24 | 24 | 24 | UR |
| | 6S1-12168-50 | PAD, ADJUSTING (2.420) COJIN, AJUSTADOR (2.420) | 24 | 24 | 24 | 24 | UR |
| | 6S1-12168-60 | PAD, ADJUSTING (2.440) COJIN, AJUSTADOR (2.440) | 24 | 24 | 24 | 24 | UR |
| | 6S1-12168-70 | PAD, ADJUSTING (2.460) COJIN, AJUSTADOR (2.460) | 24 | 24 | 24 | 24 | UR |
| | 6S1-12168-80 | PAD, ADJUSTING (2.480) COJIN, AJUSTADOR (2.480) | 24 | 24 | 24 | 24 | UR |
| | 6S1-12168-90 | PAD, ADJUSTING (2.500) COJIN, AJUSTADOR (2.500) | 24 | 24 | 24 | 24 | UR |
| | 6S1-12168-A0 | PAD, ADJUSTING (2.520) COJIN, AJUSTADOR (2.520) | 24 | 24 | 24 | 24 | UR |
| | 6S1-12168-B0 | PAD, ADJUSTING (2.540) COJIN, AJUSTADOR (2.540) | 24 | 24 | 24 | 24 | UR |
| | 6S1-12168-C0 | PAD, ADJUSTING (2.560) COJIN, AJUSTADOR (2.560) | 24 | 24 | 24 | 24 | UR |
| | 6S1-12168-D0 | PAD, ADJUSTING (2.580) COJIN, AJUSTADOR (2.580) | 24 | 24 | 24 | 24 | UR |
| | 6S1-12168-E0 | PAD, ADJUSTING (2.600) COJIN, AJUSTADOR (2.600) | 24 | 24 | 24 | 24 | UR |
| | 6S1-12168-F0 | PAD, ADJUSTING (2.620) COJIN, AJUSTADOR (2.620) | 24 | 24 | 24 | 24 | UR |
| | 6S1-12168-G0 | PAD, ADJUSTING (2.640) COJIN, AJUSTADOR (2.640) | 24 | 24 | 24 | 24 | UR |
| | 6S1-12168-H0 | PAD, ADJUSTING (2.660) COJIN, AJUSTADOR (2.660) | 24 | 24 | 24 | 24 | UR |
| | 6S1-12168-J0 | PAD, ADJUSTING (2.680) COJIN, AJUSTADOR (2.680) | 24 | 24 | 24 | 24 | UR |
| | 6S1-12168-K0 | PAD, ADJUSTING (2.700) COJIN, AJUSTADOR (2.700) | 24 | 24 | 24 | 24 | UR |

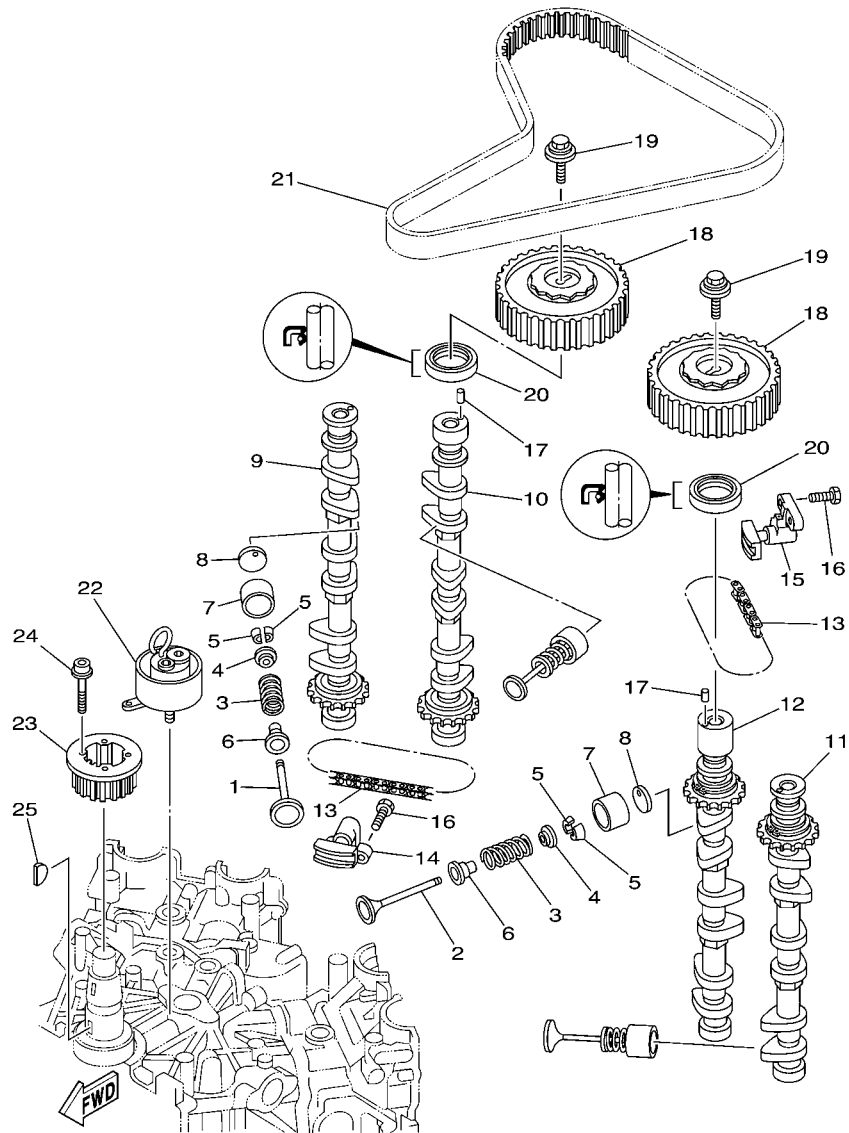


69J4100-D060

FIG. 6 VALVE

VALVULA

| REF. NO. | PART NO. CODIGO N° | DESCRIPTION DESCRIPCION | 69J7 | 60L7 | 69K7 | 60M7 | REMARKS OBSERVACIONES |
|----------|--------------------|--|------|------|------|------|-----------------------|
| 8 | 6S1-12168-L0 | PAD, ADJUSTING (2.720) COJIN,AJUSTADOR (2.720) | 24 | 24 | 24 | 24 | UR UR |
| | 6S1-12168-M0 | PAD, ADJUSTING (2.740) COJIN,AJUSTADOR (2.740) | 24 | 24 | 24 | 24 | UR UR |
| | 6S1-12168-N0 | PAD, ADJUSTING (2.760) COJIN,AJUSTADOR (2.760) | 24 | 24 | 24 | 24 | UR UR |
| | 6S1-12168-P0 | PAD, ADJUSTING (2.780) COJIN,AJUSTADOR (2.780) | 24 | 24 | 24 | 24 | UR UR |
| | 6S1-12168-R0 | PAD, ADJUSTING (2.800) COJIN,AJUSTADOR (2.800) | 24 | 24 | 24 | 24 | UR UR |
| | 6S1-12168-S0 | PAD, ADJUSTING (2.820) COJIN,AJUSTADOR (2.820) | 24 | 24 | 24 | 24 | UR UR |
| | 6S1-12168-T0 | PAD, ADJUSTING (2.840) COJIN,AJUSTADOR (2.840) | 24 | 24 | 24 | 24 | UR UR |
| | 6S1-12168-U0 | PAD, ADJUSTING (2.860) COJIN,AJUSTADOR (2.860) | 24 | 24 | 24 | 24 | UR UR |
| | 6S1-12168-V0 | PAD, ADJUSTING (2.880) COJIN,AJUSTADOR (2.880) | 24 | 24 | 24 | 24 | UR UR |
| | 6S1-12168-W0 | PAD, ADJUSTING (2.900) COJIN,AJUSTADOR (2.900) | 24 | 24 | 24 | 24 | UR UR |
| | 6S1-12168-X0 | PAD, ADJUSTING (2.920) COJIN,AJUSTADOR (2.920) | 24 | 24 | 24 | 24 | UR UR |
| | 6S1-12168-Y0 | PAD, ADJUSTING (2.940) COJIN,AJUSTADOR (2.940) | 24 | 24 | 24 | 24 | UR UR |
| | 6S1-12169-00 | PAD, ADJUSTING (2.960) COJIN,AJUSTADOR (2.960) | 24 | 24 | 24 | 24 | UR UR |
| 9 | 69J-12171-00 | CAMSHAFT 1 ARBOL DE LEVAS 1 | 1 | 1 | 1 | 1 | |
| 10 | 69J-12181-00 | CAMSHAFT 2 ARBOL DE LEVAS 2 | 1 | 1 | 1 | 1 | |
| 11 | 69J-12172-00 | CAMSHAFT 3 ARBOL DE LEVAS 3 | 1 | 1 | 1 | 1 | |
| 12 | 69J-12182-00 | CAMSHAFT 4 ARBOL DE LEVAS 4 | 1 | 1 | 1 | 1 | |
| 13 | 94581-99044 | CHAIN CADENA | 2 | 2 | 2 | 2 | |
| 14 | 69J-12210-00 | TENSIONER ASSY, CAM CHAIN TENSOR CADENA DE LEVA | 1 | 1 | 1 | 1 | |
| 15 | 69J-12230-00 | TENSIONER ASSY, CAM CHAIN 2 TENSOR CADENA DE LEVA 2 | 1 | 1 | 1 | 1 | |
| 16 | 97013-06025 | BOLT PERNO | 4 | 4 | 4 | 4 | |
| 17 | 93605-10108 | PIN, DOWEL PASADOR DE CLAVIJA | 2 | 2 | 2 | 2 | |
| 18 | 69J-11537-00 | GEAR, DRIVEN ENGRANAJE TRACCION | 2 | 2 | 2 | 2 | |
| 19 | 90119-10M06 | BOLT, WITH WASHER TORNILLO CON ARANDELA | 2 | 2 | 2 | 2 | |
| 20 | 93102-38M59 | OIL SEAL SELLO ACEITE | 2 | 2 | 2 | 2 | |
| 21 | 69J-46241-00 | V-BELT CORREA | 1 | 1 | 1 | 1 | |
| 22 | 63P-11590-01 | TENSIONER ASSY TENSOR COMPLET | 1 | 1 | 1 | 1 | |



69J4100-D060

FIG. 6 VALVE

VALVULA

| REF. NO. | PART NO. CODIGO Nº | DESCRIPTION DESCRIPCION | 69J7 | 60L7 | 69K7 | 60M7 | REMARKS OBSERVACIONES |
|----------|--------------------|---|------|------|------|------|-----------------------|
| 23 | 69J-11536-00 | GEAR, DRIVE ENGRANAJE TRACCION | 1 | 1 | 1 | 1 | |
| 24 | 90110-05010 | BOLT, HEXAGON SOCKET HEAD TORNILLO ALLEN | 4 | 4 | 4 | 4 | |
| 25 | 90280-04008 | KEY, WOODRUFF CUNA WOODRUFF | 1 | 1 | 1 | 1 | |
| ----- | | | | | | | |
| ----- | | | | | | | |
| ----- | | | | | | | |
| ----- | | | | | | | |
| ----- | | | | | | | |
| ----- | | | | | | | |
| ----- | | | | | | | |
| ----- | | | | | | | |
| ----- | | | | | | | |
| ----- | | | | | | | |
| ----- | | | | | | | |
| ----- | | | | | | | |

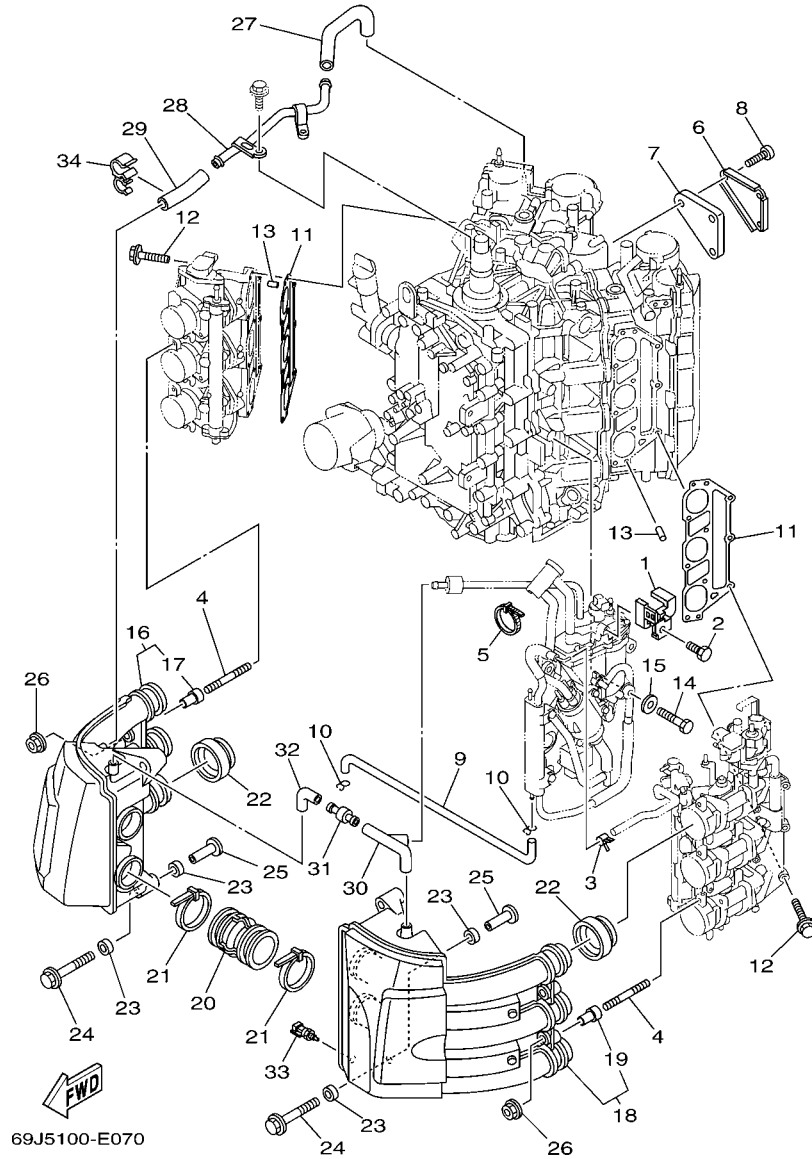


FIG. 7 INTAKE 1

ADMISION 1

| REF. NO. | PART NO. CODIGO Nº | DESCRIPTION DESCRIPCION | 69J7 | 60L7 | 69K7 | 60M7 | REMARKS OBSERVACIONES |
|----------|--------------------|--|------|------|------|------|-----------------------|
| 1 | 69J-14146-11 | PLATE PLACA SOPORTE | 1 | 1 | 1 | 1 | |
| 2 | 69J-14162-00 | BOLT, HOLDING TORNILLO DE SOSTEN | 1 | 1 | 1 | 1 | |
| 3 | 68V-24519-00 | CLIP PRESILLA | 1 | 1 | 1 | 1 | |
| 4 | 90116-06032 | BOLT, STUD ESPARRAGO | 4 | 4 | 4 | 4 | |
| 5 | 90465-14M66 | CLAMP BRIDA | 1 | 1 | 1 | 1 | |
| 6 | 69J-1442A-00 | COVER, CLEANER CASE 3 CUBIERTA CAJA DE FILTRO 3 | 1 | 1 | 1 | 1 | |
| 7 | 69J-14409-00 | DAMPER AMORTIGUADOR | 1 | 1 | 1 | 1 | |
| 8 | 97780-60620 | SCREW, TAPPING TORNILLO DE CABEZA DE CONO ACH | 3 | 3 | 3 | 3 | |
| 9 | 69J-12483-00 | PIPE 3 TUBO 3 | 1 | 1 | 1 | 1 | |
| 10 | 90467-09M03 | CLIP PRESILLA | 2 | 2 | 2 | 2 | |
| 11 | 69J-13645-00 | GASKET, MANIFOLD 1 EMPAQUE | 2 | 2 | 2 | 2 | |
| 12 | 90119-08022 | BOLT, WITH WASHER TORNILLO CON ARANDELA | 18 | 18 | 18 | 18 | |
| 13 | 91690-50014 | PIN, SPRING PASADOR DE RESORTE | 4 | 4 | 4 | 4 | |
| 14 | 90101-06M75 | BOLT TORNILLO | 4 | 4 | 4 | 4 | |
| 15 | 90201-06068 | WASHER, PLATE ARANDELA PLANA | 4 | 4 | 4 | 4 | |
| 16 | 69J-14440-00 | SILENCER ASSY, INTAKE SILENCIADOR COMPL DE ADMISION | 1 | 1 | 1 | 1 | |
| 17 | 90387-07005 | .COLLAR .ESPACIADOR | 2 | 2 | 2 | 2 | |
| 18 | 69J-1444F-00 | SILENCER ASSY, INTAKE 2 SILENCIADOR COMPL DE ADMISION | 1 | 1 | 1 | 1 | |
| 19 | 90387-07005 | .COLLAR .ESPACIADOR | 2 | 2 | 2 | 2 | |
| 20 | 69J-14419-00 | PIPE TUBO | 2 | 2 | 2 | 2 | |
| 21 | 90465-11M52 | CLAMP BRIDA | 4 | 4 | 4 | 4 | |
| 22 | 69J-14457-00 | SEAL SELLO | 6 | 6 | 6 | 6 | |
| 23 | 90386-08001 | BUSH BUJE | 8 | 8 | 8 | 8 | |
| 24 | 90119-06036 | BOLT, WITH WASHER TORNILLO CON ARANDELA | 4 | 4 | 4 | 4 | |
| 25 | 90387-06038 | COLLAR ESPACIADOR | 4 | 4 | 4 | 4 | |
| 26 | 90179-06M28 | NUT TUERCA | 4 | 4 | 4 | 4 | |
| 27 | 69J-15373-00 | PIPE, BREATHER MANGUELA DE RESPIRADERO | 1 | 1 | 1 | 1 | |

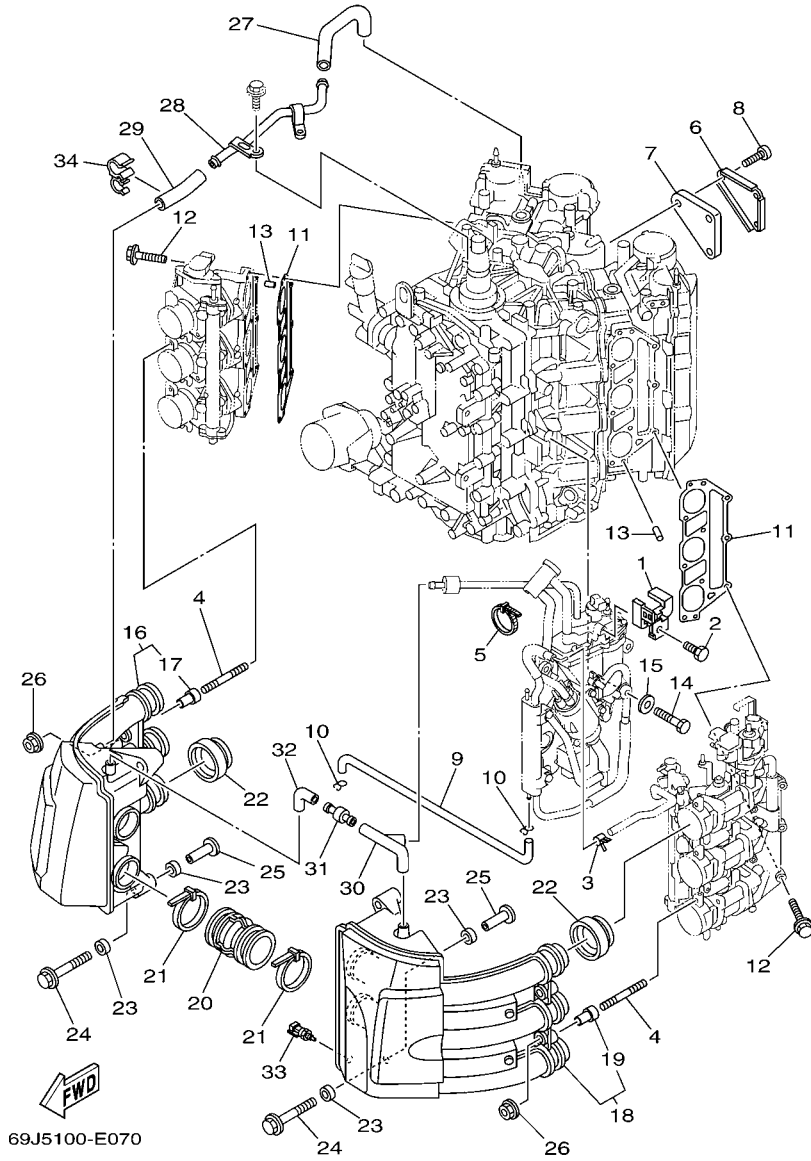
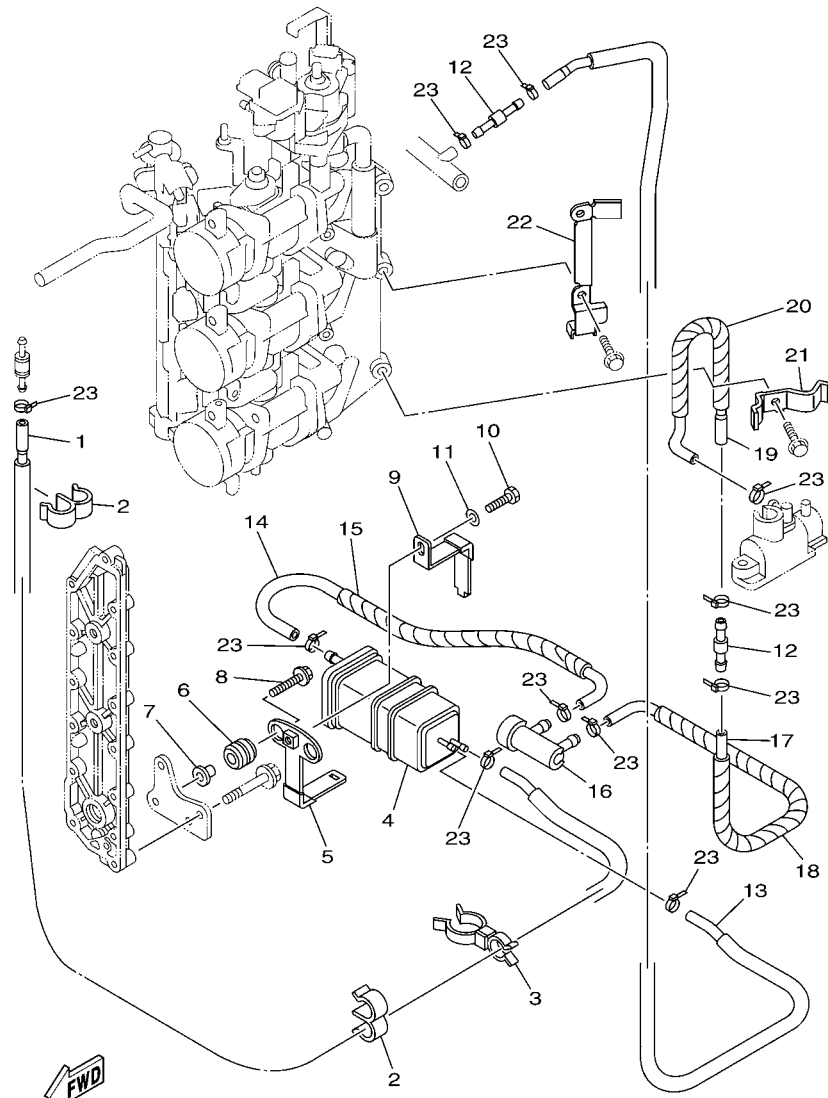


FIG. 7 INTAKE 1

ADMISION 1

| REF. NO. | PART NO. CODIGO Nº | DESCRIPTION DESCRIPCION | 69J7 | 60L7 | 69K7 | 60M7 | REMARKS OBSERVACIONES |
|----------|--------------------|--|------|------|------|------|-----------------------|
| 28 | 69J-15394-00 | PIPE, OIL VENT TUBO | 1 | 1 | 1 | 1 | |
| 29 | 69J-15393-00 | PIPE, BREATHER 2 TUBO, RESPIRADERO2 | 1 | 1 | 1 | 1 | |
| 30 | 69J-15397-00 | PIPE TUBO | 1 | 1 | 1 | 1 | |
| 31 | 5EL-14467-00 | SEAL SELLO | 1 | 1 | 1 | 1 | |
| 32 | 69J-14348-00 | PIPE 1 MANGUERA | 1 | 1 | 1 | 1 | |
| 33 | 65L-85886-00 | THERMOSENSOR TERMICA SENSORIO | 1 | 1 | 1 | 1 | |
| 34 | 90464-15007 | CLAMP BRIDA | 1 | 1 | 1 | 1 | |
| | | | | | | | |
| | | | | | | | |
| | | | | | | | |
| | | | | | | | |
| | | | | | | | |
| | | | | | | | |
| | | | | | | | |
| | | | | | | | |
| | | | | | | | |
| | | | | | | | |
| | | | | | | | |



69J5100-E080

FIG. 8 INTAKE 2

ADMISION 2

| REF. NO. | PART NO. CODIGO Nº | DESCRIPTION DESCRIPCION | 69J7 | 60L7 | 69K7 | 60M7 | REMARKS OBSERVACIONES |
|----------|--------------------|---|------|------|------|------|-----------------------|
| 1 | 60L-24315-01 | PIPE 5 TUBO DE DESAGUE | 1 | 1 | 1 | 1 | |
| 2 | 90464-12238 | CLAMP BRIDA | 2 | 2 | 2 | 2 | |
| 3 | 90464-23001 | CLAMP BRIDA | 1 | 1 | 1 | 1 | |
| 4 | 69J-24170-00 | CANISTER ASSY FRANJA DE DEPOSITO DE COMBUST. | 1 | 1 | 1 | 1 | |
| 5 | 69J-2134X-00 | BRACKET, CANISTER SOPORTE | 1 | 1 | 1 | 1 | |
| 6 | 90480-10M23 | GROMMET TAPON | 2 | 2 | 2 | 2 | |
| 7 | 90387-06M60 | COLLAR ESPACIADOR | 2 | 2 | 2 | 2 | |
| 8 | 90119-06M59 | BOLT, WITH WASHER TORNILLO CON ARANDELA | 2 | 2 | 2 | 2 | |
| 9 | 69J-2419A-00 | HOLDER SOSTEN | 1 | 1 | 1 | 1 | |
| 10 | 97095-06016 | BOLT PERNO | 1 | 1 | 1 | 1 | |
| 11 | 92995-06600 | WASHER ARANDELA | 1 | 1 | 1 | 1 | |
| 12 | 6E5-24379-00 | PIPE, JOINT 4 TUBO DE UNION 4 | 2 | 2 | 2 | 2 | |
| 13 | 60L-24314-01 | PIPE 4 TUBO 4 | 1 | 1 | 1 | 1 | |
| 14 | 60L-24313-00 | PIPE 3 TUBO 3 | 1 | 1 | 1 | 1 | |
| 15 | 90448-12003 | HOSE, WITH UNION MANGUERA CON UNION | 1 | 1 | 1 | 1 | |
| 16 | 69J-24502-00 | FILTER, FUEL FILTRO | 1 | 1 | 1 | 1 | |
| 17 | 60L-24312-00 | PIPE 2 TUBO 2 | 1 | 1 | 1 | 1 | |
| 18 | 90448-12001 | HOSE, WITH UNION MANGUERA CON UNION | 1 | 1 | 1 | 1 | |
| 19 | 60L-24311-00 | PIPE, FUEL 1 TUBO DE COMBUSTIBLE 1 | 1 | 1 | 1 | 1 | |
| 20 | 90448-10002 | HOSE, WITH UNION MANGUERA CON UNION | 1 | 1 | 1 | 1 | |
| 21 | 60L-24367-00 | CLAMP, FUEL PIPE 2 GRAMPA DE TUBO DE COMBUST.2 | 1 | 1 | 1 | 1 | |
| 22 | 60L-24366-00 | CLAMP, FUEL PIPE 1 GRAMPA DE TUBO DE COMBUST.1 | 1 | 1 | 1 | 1 | |
| 23 | 90465-11M10 | CLAMP BRIDA | 11 | 11 | 11 | 11 | |

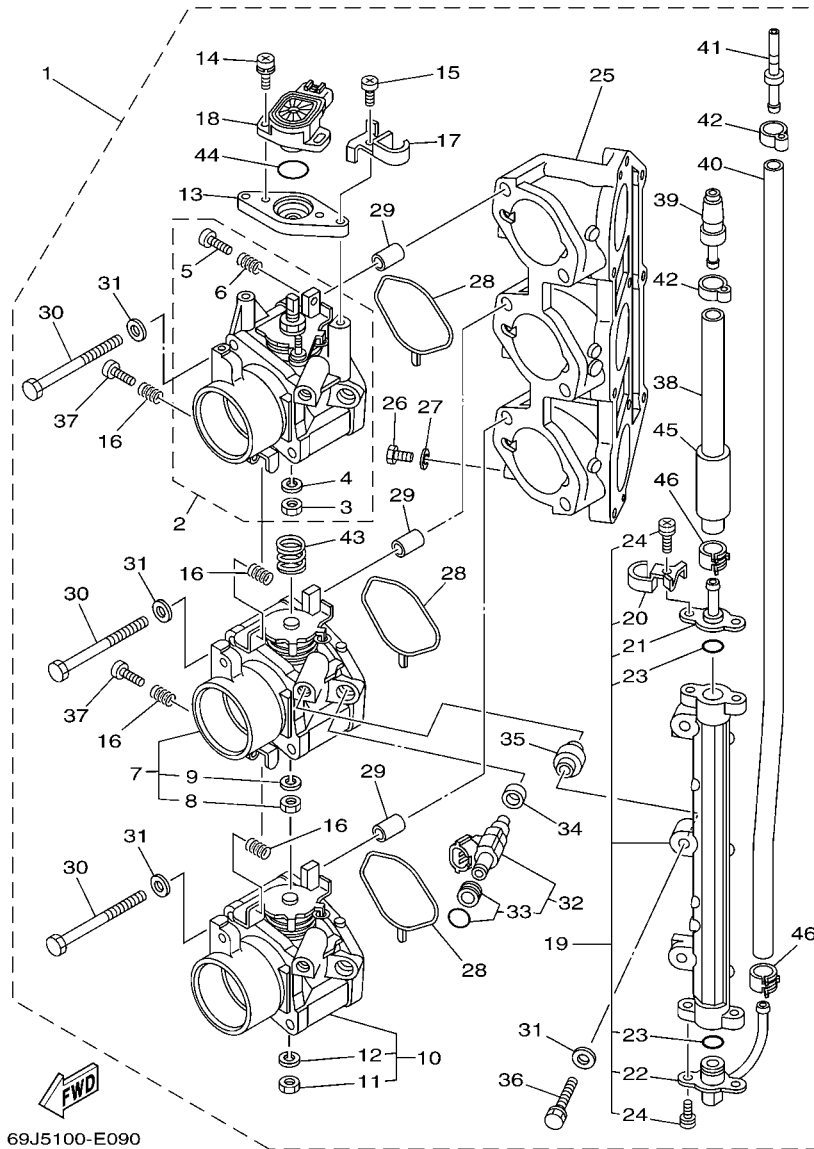
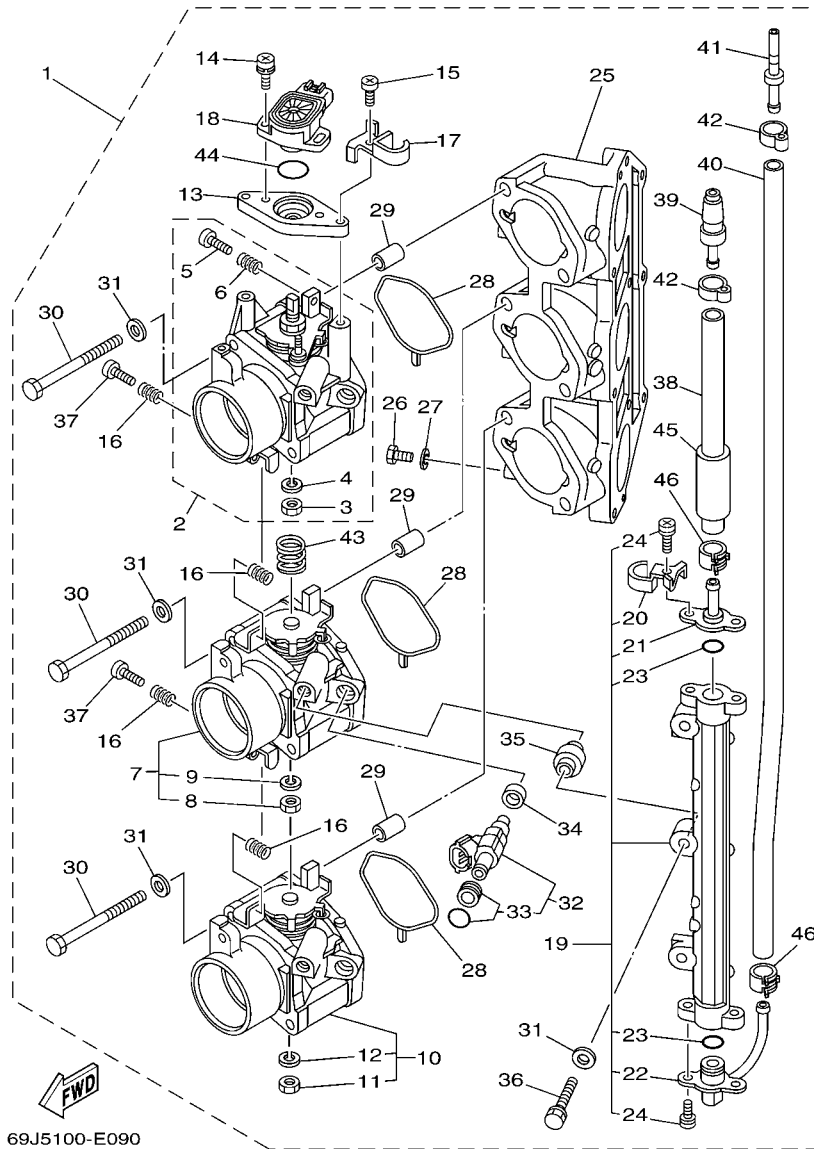


FIG. 9 THROTTLE BODY ASSY 1 CAJA DE ACELERADOR COMPL 1

| REF. NO. | PART NO. CODIGO N° | DESCRIPTION DESCRIPCION | 69J7 | 60L7 | 69K7 | 60M7 | REMARKS OBSERVACIONES |
|----------|--------------------|--|------|------|------|------|----------------------------------|
| 1 | 69J-13750-01 | THROTTLE BODY ASSY CAJA DE ACELERADOR COMPL. | 1 | | 1 | | FOR CAR FOR CAR |
| | 69J-13750-11 | THROTTLE BODY ASSY CAJA DE ACELERADOR COMPL. | 1 | | 1 | | FOR BRA FOR BRA |
| | 60L-13750-01 | THROTTLE BODY ASSY CAJA DE ACELERADOR COMPL. | | 1 | | 1 | FOR CAR,CHN FOR CAR,CHN |
| 2 | 69J-13751-01 | .BODY, THROTTLE 1 .CAJA 1 | 1 | | 1 | | FOR CAR FOR CAR |
| | 69J-13751-11 | .BODY, THROTTLE 1 .CAJA 1 | 1 | | 1 | | FOR BRA FOR BRA |
| | 60L-13751-01 | .BODY, THROTTLE 1 .CAJA 1 | | 1 | | 1 | FOR CAR,CHN FOR CAR,CHN |
| 3 | 3CF-14594-00 | ..NUT ..TUERCA | 1 | 1 | 1 | 1 | |
| 4 | 92990-08100 | ..WASHER, SPRING ..ARANDELA PLANA | 1 | 1 | 1 | 1 | |
| 5 | 68V-14323-00 | ..SCREW, AIR ADJUSTING ..TORNILLO DE AJUSTE DE AIRE | 1 | 1 | 1 | 1 | |
| 6 | 68V-14331-00 | ..SPRING, THROTTLE VALVE ..RESORTE VALVULA ACELERADOR | 1 | 1 | 1 | 1 | |
| 7 | 69J-13753-01 | .BODY, THROTTLE 3 .CAJA 3 | 1 | | 1 | | FOR CAR FOR CAR |
| | 69J-13753-11 | .BODY, THROTTLE 3 .CAJA 3 | 1 | | 1 | | FOR BRA FOR BRA |
| | 60L-13753-01 | .BODY, THROTTLE 3 .CAJA 3 | | 1 | | 1 | FOR CAR,CHN FOR CAR,CHN |
| 8 | 3CF-14594-00 | ..NUT ..TUERCA | 1 | 1 | 1 | 1 | |
| 9 | 92990-08100 | ..WASHER, SPRING ..ARANDELA PLANA | 1 | 1 | 1 | 1 | |
| 10 | 69J-13755-01 | .BODY, THROTTLE 5 .CAJA 5 | 1 | | 1 | | FOR CAR FOR CAR |
| | 69J-13755-11 | .BODY, THROTTLE 5 .CAJA 5 | 1 | | 1 | | FOR BRA FOR BRA |
| | 60L-13755-01 | .BODY, THROTTLE 5 .CAJA 5 | | 1 | | 1 | FOR CAR,CHN FOR CAR,CHN |
| 11 | 3CF-14594-00 | ..NUT ..TUERCA | 1 | 1 | 1 | 1 | |
| 12 | 92990-08100 | ..WASHER, SPRING ..ARANDELA PLANA | 1 | 1 | 1 | 1 | |
| 13 | 69J-13576-00 | .SPACER .ESPACIADOR | 1 | 1 | 1 | 1 | |
| 14 | 68V-81145-01 | .SCREW 1 .TORNILLO 1 | 2 | 2 | 2 | 2 | |
| 15 | 68V-14565-00 | .SCREW .TORNILLO | 2 | 2 | 2 | 2 | |
| 16 | 68V-14331-00 | .SPRING, THROTTLE VALVE .RESORTE VALVULA ACELERADOR | 4 | 4 | 4 | 4 | |
| 17 | 69J-14261-00 | .HOLDER .SOSTEN | 1 | 1 | 1 | 1 | |
| 18 | 6S1-85885-00 | .THROTTLE SENSOR ASSY .TERMICA SENSORIO | 1 | 1 | 1 | 1 | |
| 19 | 69J-13160-00 | .DELIVERY PIPE ASSY 1 .TUBO DE LLEGADA CONJUNTO 1 | 1 | 1 | 1 | 1 | EXCEPT FOR BRA EXCEPT FOR BRA |



69J5100-E090

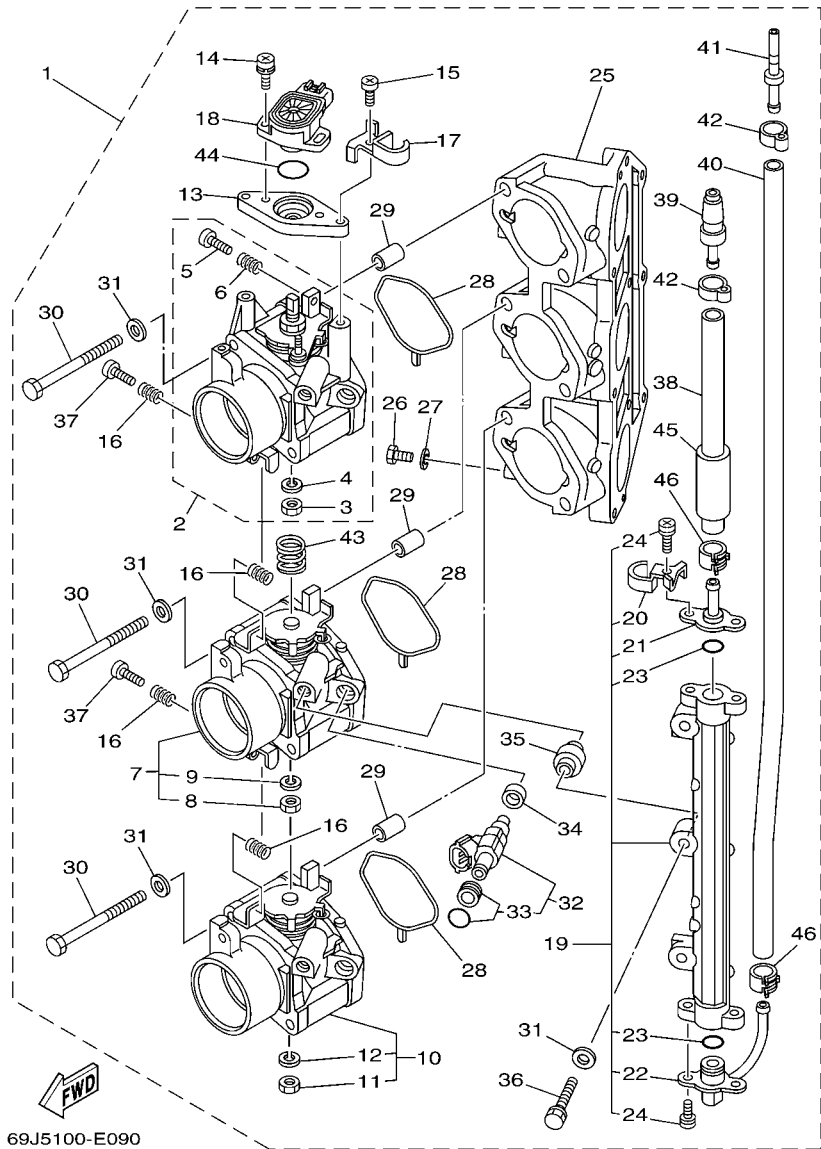
FIG. 9 THROTTLE BODY ASSY 1

CAJA DE ACELERADOR COMPL 1

| REF. NO. | PART NO. CODIGO N° | DESCRIPTION DESCRIPCION | 69J7 | 60L7 | 69K7 | 60M7 | REMARKS OBSERVACIONES |
|----------|--------------------|---|------|------|------|------|----------------------------------|
| 19 | 69J-13160-10 | .DELIVERY PIPE ASSY 1 .TUBO DE LLEGADA CONJUNTO 1 | 1 | | 1 | | FOR BRA FOR BRA |
| 20 | 69J-14261-00 | ..HOLDER ..SOSTEN | 1 | 1 | 1 | 1 | |
| 21 | 69J-14295-00 | ..PIPE, FUEL ..TUBO DE COMBUSTIBLE | 1 | 1 | 1 | 1 | |
| 22 | 69J-14251-00 | ..NIPPLE ..NIPLE | 1 | 1 | 1 | 1 | |
| 23 | 68V-14397-00 | ..O-RING ..ANILLO O | 2 | 2 | 2 | 2 | EXCEPT FOR BRA EXCEPT FOR BRA |
| | 68V-14397-10 | ..O-RING ..ANILLO O | 2 | | 2 | | FOR BRA FOR BRA |
| 24 | 68V-81147-00 | ..SCREW 3 ..TORNILLO 3 | 4 | 4 | 4 | 4 | |
| 25 | 69J-13641-00 | ..MANIFOLD 1 ..MULTIPLE 1 | 1 | 1 | 1 | 1 | |
| 26 | 97095-06010 | ..BOLT ..PERNO | 3 | 3 | 3 | 3 | |
| 27 | 90430-06014 | ..GASKET ..JUNTA | 3 | 3 | 3 | 3 | |
| 28 | 69J-13557-00 | ..GASKET ..EMPAQUE | 3 | 3 | 3 | 3 | |
| 29 | 99530-10114 | ..PIN, DOWEL ..PASADOR, DE ESPIGA | 6 | 6 | 6 | 6 | |
| 30 | 69J-14496-00 | ..BOLT ..PERNO | 6 | 6 | 6 | 6 | |
| 31 | 68V-14475-00 | ..WASHER ..ARANDELA | 9 | 9 | 9 | 9 | |
| 32 | 69J-13761-00 | ..INJECTOR ..INYECTOR | 3 | 3 | 3 | 3 | |
| 33 | 68V-1410B-00 | ..PACKING KIT ..JUEGO DE EMPAQUE | 1 | 1 | 1 | 1 | |
| 34 | 68V-13766-00 | ..RUBBER, INJECTOR ..ANILLO PROTECTOR | 3 | 3 | 3 | 3 | EXCEPT FOR BRA EXCEPT FOR BRA |
| | 68V-13766-10 | ..RUBBER, INJECTOR ..ANILLO PROTECTOR | 3 | | 3 | | FOR BRA FOR BRA |
| 35 | 68V-14264-00 | ..COLLAR ..ESPACIADOR | 3 | 3 | 3 | 3 | |
| 36 | 68V-14428-00 | ..BOLT ..TORNILLO | 3 | 3 | 3 | 3 | |
| 37 | 69J-14321-00 | ..SCREW, THROTTLE ..TORNILLO DE OBTURADOR | 2 | 2 | 2 | 2 | |
| 38 | 69J-13973-00 | ..PIPE, FUEL 3 ..TUBO, COMBUSTIBLE 3 | 1 | 1 | 1 | 1 | EXCEPT FOR BRA EXCEPT FOR BRA |
| | 69J-13973-10 | ..PIPE, FUEL 3 ..TUBO, COMBUSTIBLE 3 | 1 | | 1 | | FOR BRA FOR BRA |
| 39 | 68F-24300-00 | ..FUEL PIPE JOINT ..CONECTOR MANGUERA COMBUSTIBLE | 1 | 1 | 1 | 1 | |
| 40 | 69J-13972-00 | ..PIPE, FUEL 2 ..TUBO, COMBUSTIBLE 2 | 1 | 1 | 1 | 1 | EXCEPT FOR BRA EXCEPT FOR BRA |
| | 69J-13972-10 | ..PIPE, FUEL 2 ..TUBO, COMBUSTIBLE 2 | 1 | | 1 | | FOR BRA FOR BRA |
| 41 | 69J-24381-00 | ..SET BAR, FUEL JOINT ..BARRA DE ENCAJE CONCCION COMBU | 1 | 1 | 1 | 1 | |

FIG. 9 THROTTLE BODY ASSY 1

CAJA DE ACELERADOR COMPL 1



| REF. NO. | PART NO. CODIGO Nº | DESCRIPTION DESCRIPCION | 69J7 | 60L7 | 69K7 | 60M7 | REMARKS OBSERVACIONES |
|----------|--------------------|---------------------------|------|------|------|------|-----------------------|
| | | | | | | | |
| 42 | 68V-24387-00 | .CLIP .MORDAZA | 2 | 2 | 2 | 2 | |
| 43 | 69J-14286-00 | .SPRING .RESORTE | 1 | | 1 | | |
| | 60L-14286-00 | .SPRING .RESORTE | | 1 | | 1 | |
| 44 | 68V-8182L-00 | .O-RING 1 .ANILLO EN O | 1 | 1 | 1 | 1 | |
| 45 | 69J-14149-00 | .PIPE .TUBO | 1 | 1 | 1 | 1 | |
| 46 | 68V-13577-00 | .CLIP .PRESILLA | 2 | 2 | 2 | 2 | |
| | | | | | | | |
| | | | | | | | |
| | | | | | | | |
| | | | | | | | |
| | | | | | | | |
| | | | | | | | |
| | | | | | | | |
| | | | | | | | |
| | | | | | | | |
| | | | | | | | |
| | | | | | | | |
| | | | | | | | |

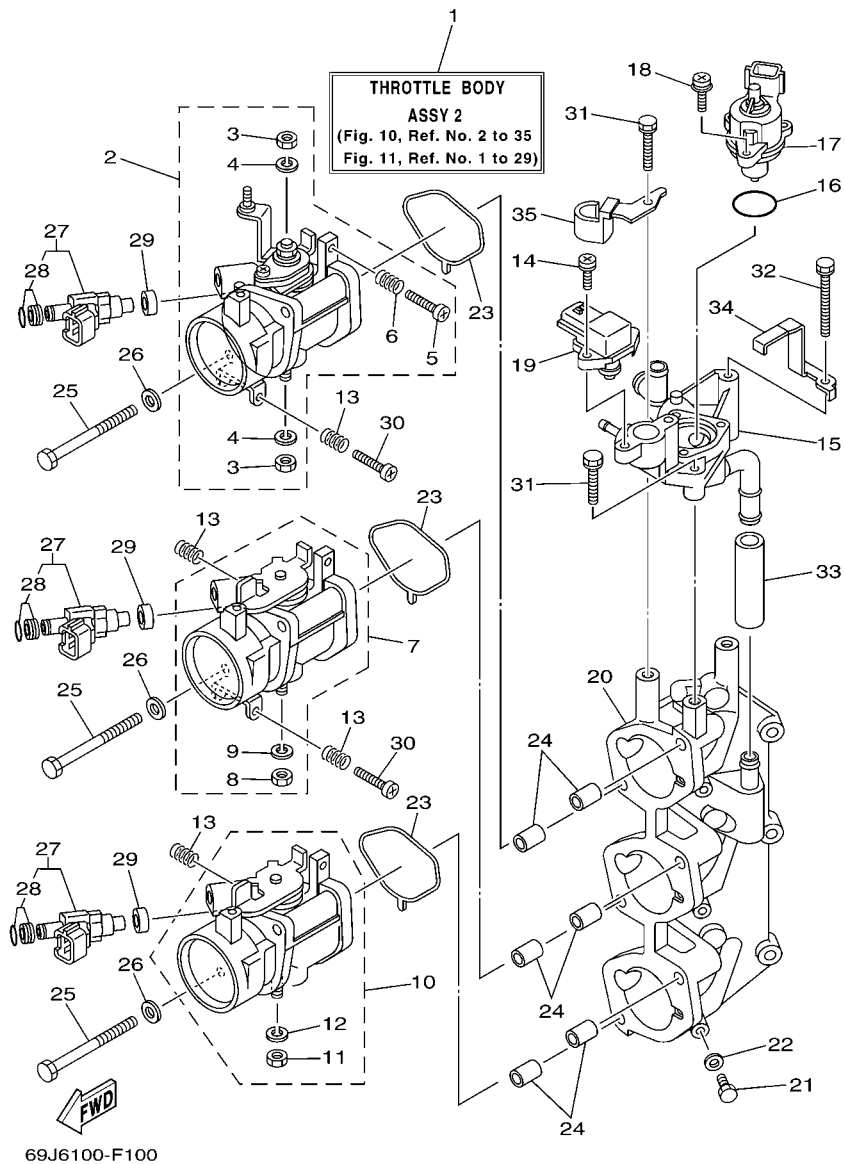
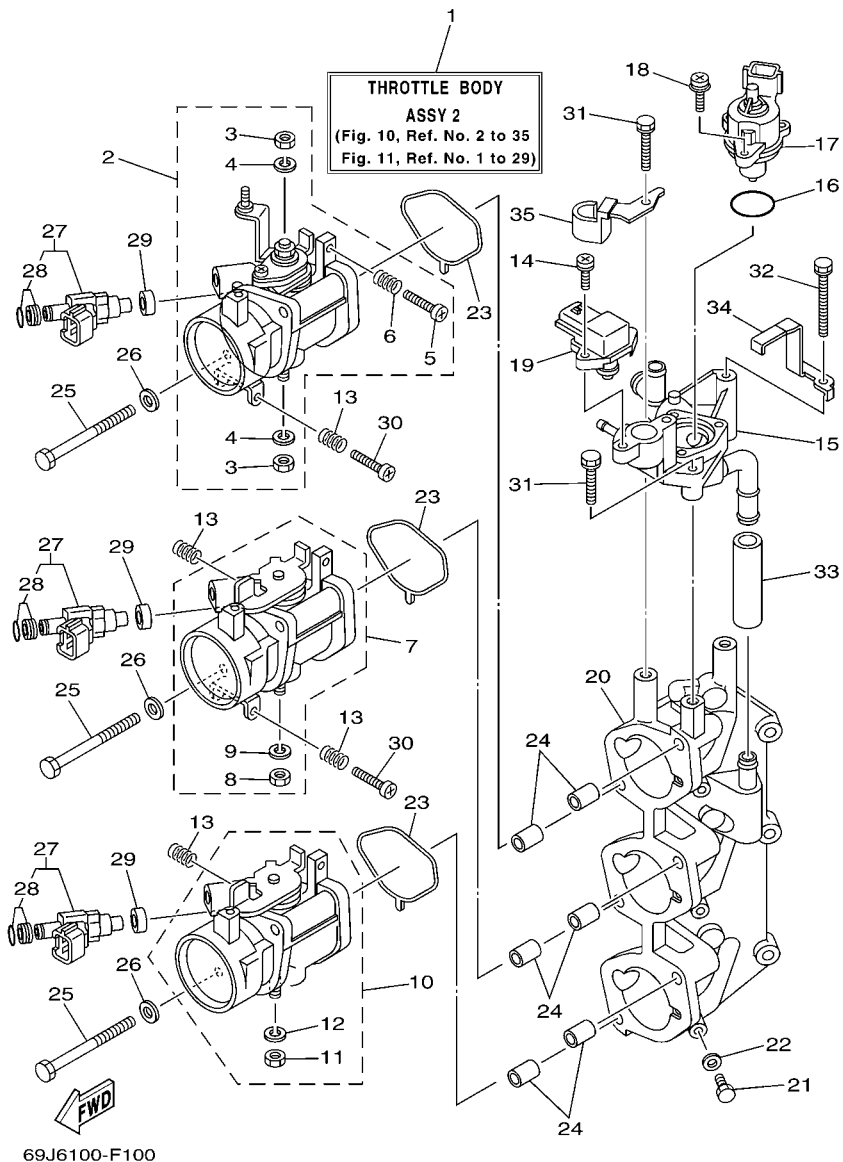


FIG. 10 THROTTLE BODY ASSY 2 CAJA DE ACELERADOR COMPL 2

| REF. NO. | PART NO. CODIGO N° | DESCRIPTION DESCRIPCION | 69J7 | 60L7 | 69K7 | 60M7 | REMARKS OBSERVACIONES |
|----------|--------------------|--|------|------|------|------|----------------------------|
| 1 | 69J-1375A-11 | THROTTLE BODY ASSY 2 CAJA DE ACELERADOR COMPL. 2 | 1 | | 1 | | FOR CAR FOR CAR |
| | 69J-1375A-21 | THROTTLE BODY ASSY 2 CAJA DE ACELERADOR COMPL. 2 | 1 | | 1 | | FOR BRA FOR BRA |
| | 60L-1375A-11 | THROTTLE BODY ASSY 2 CAJA DE ACELERADOR COMPL. 2 | | 1 | | 1 | FOR CAR,CHN FOR CAR,CHN |
| 2 | 69J-13752-00 | BODY, THROTTLE 2 CAJA 2 | 1 | | 1 | | FOR CAR FOR CAR |
| | 69J-13752-10 | BODY, THROTTLE 2 CAJA 2 | 1 | | 1 | | FOR BRA FOR BRA |
| | 60L-13752-00 | BODY, THROTTLE 2 CAJA 2 | | 1 | | 1 | FOR CAR,CHN FOR CAR,CHN |
| 3 | 3CF-14594-00 | .NUT .TUERCA | 2 | 2 | 2 | 2 | |
| 4 | 92990-08100 | .WASHER, SPRING .ARANDELA PLANA | 2 | 2 | 2 | 2 | |
| 5 | 68V-14323-00 | .SCREW, AIR ADJUSTING .TORNILLO DE AJUSTE DE AIRE | 1 | 1 | 1 | 1 | |
| 6 | 68V-14331-00 | .SPRING, THROTTLE VALVE .RESORTE VALVULA ACELERADOR | 1 | 1 | 1 | 1 | |
| 7 | 69J-13754-00 | BODY, THROTTLE 4 CAJA 4 | 1 | | 1 | | FOR CAR FOR CAR |
| | 69J-13754-10 | BODY, THROTTLE 4 CAJA 4 | 1 | | 1 | | FOR BRA FOR BRA |
| | 60L-13754-00 | BODY, THROTTLE 4 CAJA 4 | | 1 | | 1 | FOR CAR,CHN FOR CAR,CHN |
| 8 | 3CF-14594-00 | .NUT .TUERCA | 1 | 1 | 1 | 1 | |
| 9 | 92990-08100 | .WASHER, SPRING .ARANDELA PLANA | 1 | 1 | 1 | 1 | |
| 10 | 69J-13756-00 | BODY, THROTTLE 6 CAJA 6 | 1 | | 1 | | FOR CAR FOR CAR |
| | 69J-13756-10 | BODY, THROTTLE 6 CAJA 6 | 1 | | 1 | | FOR BRA FOR BRA |
| | 60L-13756-00 | BODY, THROTTLE 6 CAJA 6 | | 1 | | 1 | FOR CAR,CHN FOR CAR,CHN |
| 11 | 3CF-14594-00 | .NUT .TUERCA | 1 | 1 | 1 | 1 | |
| 12 | 92990-08100 | .WASHER, SPRING .ARANDELA PLANA | 1 | 1 | 1 | 1 | |
| 13 | 68V-14331-00 | SPRING, THROTTLE VALVE RESORTE VALVULA ACELERADOR | 4 | 4 | 4 | 4 | |
| 14 | 68V-81147-00 | SCREW 3 TORNILLO 3 | 2 | 2 | 2 | 2 | |
| 15 | 69J-14960-00 | BODY ASSY CAJA COMPL. | 1 | 1 | 1 | 1 | |
| 16 | 68V-13473-00 | O-RING ANILLO O | 1 | 1 | 1 | 1 | |
| 17 | 68V-1312A-00 | VALVE, CONTROL EMBLEMA, YAMAHA | 1 | 1 | 1 | 1 | |
| 18 | 68V-81146-01 | SCREW 2 TORNILLO 2 | 3 | 3 | 3 | 3 | |
| 19 | 68V-82380-00 | SENSOR, PRESSURE SENSOR DE PRESION | 1 | 1 | 1 | 1 | |

FIG. 10 THROTTLE BODY ASSY 2

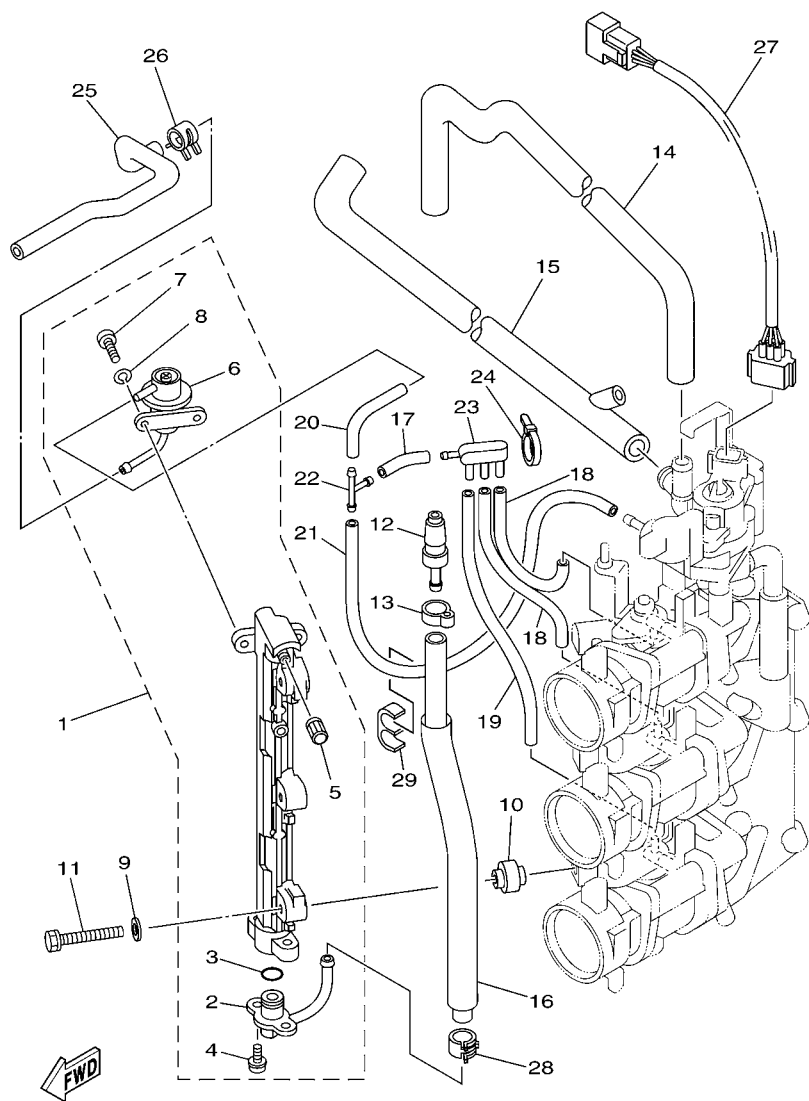
CAJA DE ACELERADOR COMPL 2



| REF. NO. | PART NO. CODIGO Nº | DESCRIPTION DESCRIPCION | 69J7 | 60L7 | 69K7 | 60M7 | REMARKS OBSERVACIONES |
|----------|--------------------|--|------|------|------|------|----------------------------------|
| 20 | 69J-13642-00 | MANIFOLD 2 MULTIPLE 2 | 1 | 1 | 1 | 1 | |
| 21 | 97095-06010 | BOLT PERNO | 3 | 3 | 3 | 3 | |
| 22 | 90430-06014 | GASKET JUNTA | 3 | 3 | 3 | 3 | |
| 23 | 69J-13557-00 | GASKET EMPAQUE | 3 | 3 | 3 | 3 | |
| 24 | 99530-10114 | PIN, DOWEL PASADOR, DE ESPIGA | 6 | 6 | 6 | 6 | |
| 25 | 69J-14496-00 | BOLT PERNO | 6 | 6 | 6 | 6 | |
| 26 | 68V-14475-00 | WASHER ARANDELA | 6 | 6 | 6 | 6 | |
| 27 | 69J-13761-00 | INJECTOR INYECTOR | 3 | 3 | 3 | 3 | |
| 28 | 68V-1410B-00 | .PACKING KIT .JUEGO DE EMPAQUE | 1 | 1 | 1 | 1 | |
| 29 | 68V-13766-00 | RUBBER, INJECTOR ANILLO PROTECTOR | 3 | 3 | 3 | 3 | EXCEPT FOR BRA EXCEPT FOR BRA |
| | 68V-13766-10 | RUBBER, INJECTOR ANILLO PROTECTOR | 3 | | 3 | | FOR BRA FOR BRA |
| 30 | 69J-14321-00 | SCREW, THROTTLE TORNILLO DE OBTURADOR | 2 | 2 | 2 | 2 | |
| 31 | 69J-13573-00 | BOLT 1 PERNO 1 | 2 | 2 | 2 | 2 | |
| 32 | 69J-13574-00 | BOLT 2 PERNO 2 | 1 | 1 | 1 | 1 | |
| 33 | 69J-13547-00 | HOSE 3 SELLO | 1 | 1 | 1 | 1 | |
| 34 | 69J-14159-00 | CLIP PRESILLA | 1 | 1 | 1 | 1 | |
| 35 | 69J-14255-00 | PLATE PLACA | 1 | 1 | 1 | 1 | |

FIG. 11 THROTTLE BODY ASSY 3

CAJA DE ACELERADOR COMPL 3

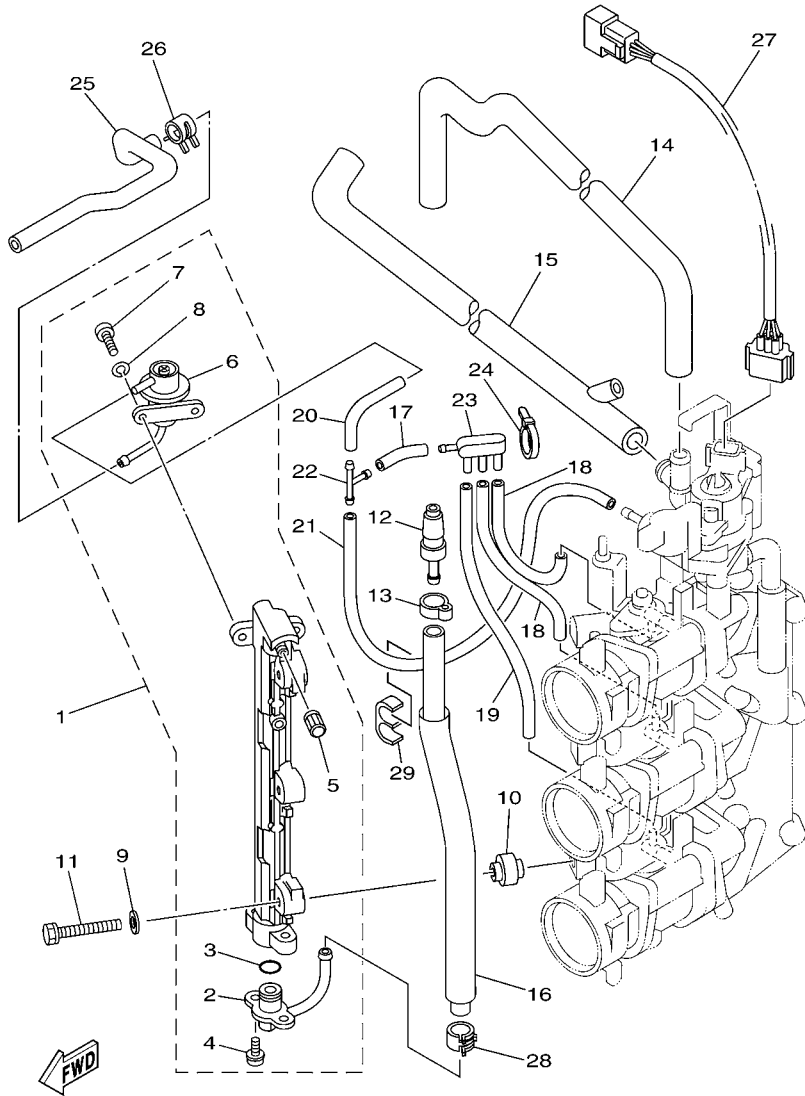


69J6100-F110

| REF. NO. | PART NO. CODIGO Nº | DESCRIPTION DESCRIPCION | 69J7 | 60L7 | 69K7 | 60M7 | REMARKS OBSERVACIONES |
|----------|--------------------|--|------|------|------|------|----------------------------------|
| 1 | 69J-13170-00 | DELIVERY PIPE ASSY 2 TUBO DE LLEGADA CONJUNTO 2 | 1 | 1 | 1 | 1 | EXCEPT FOR BRA EXCEPT FOR BRA |
| | 69J-13170-10 | DELIVERY PIPE ASSY 2 TUBO DE LLEGADA CONJUNTO 2 | 1 | 1 | | | FOR BRA FOR BRA |
| 2 | 69J-13435-00 | .NIPPLE .NIPLE | 1 | 1 | 1 | 1 | |
| 3 | 68V-14397-00 | .O-RING .ANILLO O | 1 | 1 | 1 | 1 | EXCEPT FOR BRA EXCEPT FOR BRA |
| | 68V-14397-10 | .O-RING .ANILLO O | 1 | | 1 | | FOR BRA FOR BRA |
| 4 | 68V-81147-00 | .SCREW 3 .TORNILLO 3 | 2 | 2 | 2 | 2 | |
| 5 | 68V-14225-00 | .CAP .TAPA | 1 | 1 | 1 | 1 | |
| 6 | 69J-13906-00 | .REGULATOR, PRESSURE .REGULADOR | 1 | 1 | 1 | 1 | |
| 7 | 68V-14565-00 | .SCREW .TORNILLO | 2 | 2 | 2 | 2 | |
| 8 | 68V-14356-00 | .WASHER, SPRING .ARANDELA DE RESORTE | 2 | 2 | 2 | 2 | |
| 9 | 68V-14475-00 | WASHER ARANDELA | 3 | 3 | 3 | 3 | |
| 10 | 68V-14264-00 | COLLAR ESPACIADOR | 3 | 3 | 3 | 3 | |
| 11 | 68V-14428-00 | BOLT TORNILLO | 3 | 3 | 3 | 3 | |
| 12 | 68F-24300-00 | FUEL PIPE JOINT CONECTOR MANGUERA COMBUSTIBLE | 1 | 1 | 1 | 1 | |
| 13 | 68V-24387-00 | CLIP MORDAZA | 1 | 1 | 1 | 1 | |
| 14 | 69J-13546-00 | HOSE 2 SELLO | 1 | 1 | 1 | 1 | |
| 15 | 60L-24317-00 | PIPE 7 TUBO 7 | 1 | 1 | 1 | 1 | |
| 16 | 69J-13974-00 | PIPE, FUEL 4 TUBO, COMBUSTIBLE 4 | 1 | 1 | 1 | 1 | EXCEPT FOR BRA EXCEPT FOR BRA |
| | 69J-13974-10 | PIPE, FUEL 4 TUBO, COMBUSTIBLE 4 | 1 | 1 | | | FOR BRA FOR BRA |
| 17 | 68V-13544-00 | HOSE, VACUUM SENSING 2 MANGUERA, DE VACIO 2 | 1 | 1 | 1 | 1 | |
| 18 | 5JW-14349-00 | PIPE TUBO | 2 | 2 | 2 | 2 | |
| 19 | 69J-13542-00 | HOSE, VACUUM SENSING 1 MANGUERA, DE VACIO 1 | 1 | 1 | 1 | 1 | |
| 20 | 69J-13532-00 | HOSE, VACUUM SENSING 3 MANGUERA, DE VACIO 3 | 1 | 1 | 1 | 1 | |
| 21 | 69J-13533-01 | HOSE, VACUUM SENSING 4 MANGUERA, DE VACIO 4 | 1 | 1 | 1 | 1 | |
| 22 | 68V-24377-00 | PIPE, JOINT 2 TUBO DE UNION 2 | 1 | 1 | 1 | 1 | |
| 23 | 69J-13595-00 | JOINT TOBERA | 1 | 1 | 1 | 1 | |
| 24 | 69J-14139-00 | CLIP, PIPE PRESILLA TUBO | 1 | 1 | 1 | 1 | |

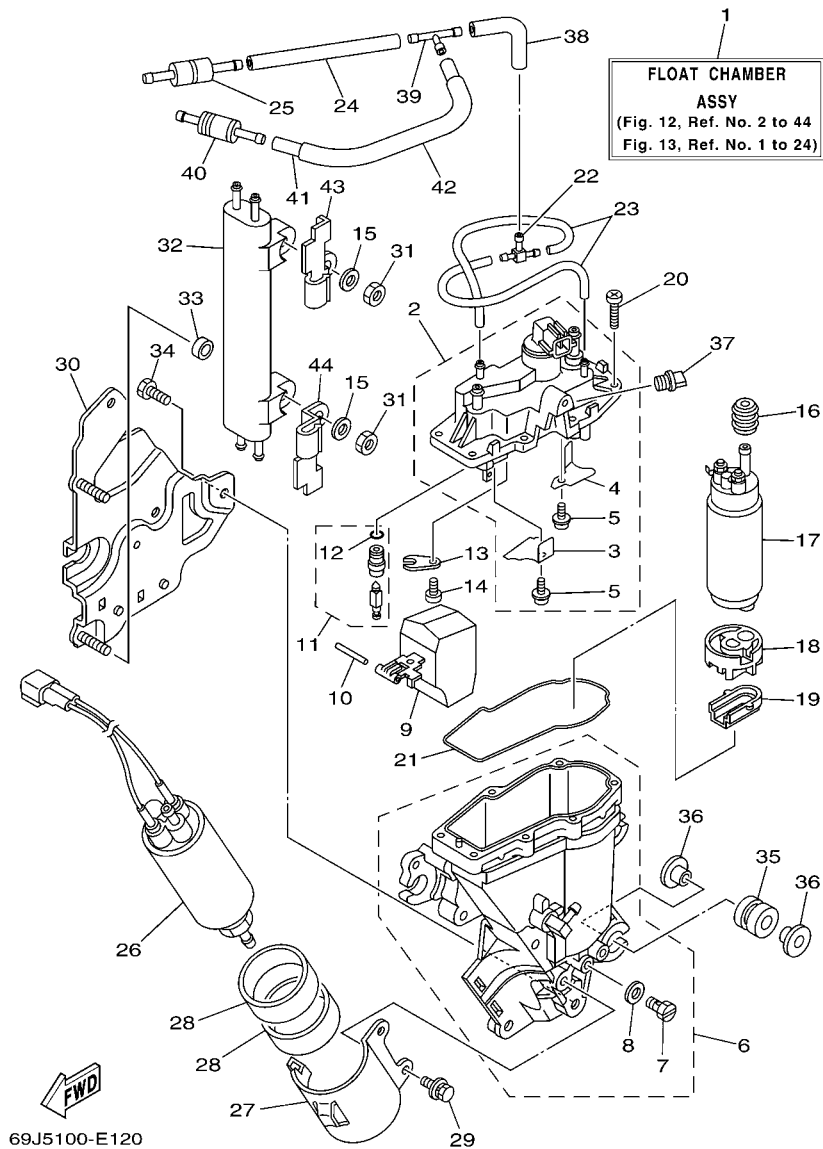
FIG. 11 THROTTLE BODY ASSY 3

CAJA DE ACELERADOR COMPL 3



69J6100-F110

| REF. NO. | PART NO. CODIGO N° | DESCRIPTION DESCRIPCION | 69J7 | 60L7 | 69K7 | 60M7 | REMARKS OBSERVACIONES |
|----------|--------------------|---|------|------|------|------|----------------------------------|
| 25 | 69J-13975-00 | PIPE, FUEL 5 TUBO, COMBUSTIBLE 5 | 1 | 1 | 1 | 1 | EXCEPT FOR BRA EXCEPT FOR BRA |
| | 69J-13975-10 | PIPE, FUEL 5 TUBO, COMBUSTIBLE 5 | 1 | 1 | | | FOR BRA FOR BRA |
| 26 | 68V-24519-00 | CLIP PRESILLA | 1 | 1 | 1 | 1 | |
| 27 | 69J-8259L-00 | WIRE HARNESS ASSY 1 CONJUNTO DE CABLES 1 | 1 | 1 | 1 | 1 | |
| 28 | 68V-13577-00 | CLIP PRESILLA | 1 | 1 | 1 | 1 | |
| 29 | 69J-2417H-00 | CLAMP 1 GRAMPA 1 | 1 | 1 | 1 | 1 | |
| | | | | | | | |
| | | | | | | | |
| | | | | | | | |
| | | | | | | | |
| | | | | | | | |
| | | | | | | | |
| | | | | | | | |
| | | | | | | | |



69J5100-E120

FIG. 12 FUEL INJECTION PUMP 1

BOMBA DE INYECTOR 1

| REF. NO. | PART NO. CODIGO Nº | DESCRIPTION DESCRIPCION | 69J7 | 60L7 | 69K7 | 60M7 | REMARKS OBSERVACIONES |
|----------|--------------------|---|------|------|------|------|----------------------------------|
| 1 | 69J-14180-22 | FLOAT CHAMBER ASSY CAMARA DE BOIA COMPLETE | 1 | 1 | 1 | 1 | EXCEPT FOR BRA EXCEPT FOR BRA |
| | 69J-14180-32 | FLOAT CHAMBER ASSY CAMARA DE BOIA COMPLETE | 1 | 1 | | | FOR BRA FOR BRA |
| 2 | 69J-14182-10 | COVER, FLOAT CHAMBER TAPA DE CAMARA DE BOIA | 1 | 1 | 1 | 1 | EXCEPT FOR BRA EXCEPT FOR BRA |
| | 69J-14182-20 | COVER, FLOAT CHAMBER TAPA DE CAMARA DE BOIA | 1 | 1 | | | FOR BRA FOR BRA |
| 3 | 69J-2411R-00 | .PLATE 1 .PLACA 1 | 1 | 1 | 1 | 1 | |
| 4 | 69J-2411T-00 | .PLATE 2 .PLACA 2 | 1 | 1 | 1 | 1 | |
| 5 | 4SV-24453-00 | .SCREW .TORNILLO | 2 | 2 | 2 | 2 | EXCEPT FOR BRA EXCEPT FOR BRA |
| | 69J-24453-00 | .SCREW .TORNILLO | 2 | 2 | | | FOR BRA FOR BRA |
| 6 | 69J-14181-00 | BODY, FLOAT CHAMBER 1 CUERPO DE CAMARA DE BOIA | 1 | 1 | 1 | 1 | EXCEPT FOR BRA EXCEPT FOR BRA |
| | 69J-14181-10 | BODY, FLOAT CHAMBER 1 CUERPO DE CAMARA DE BOIA | 1 | 1 | | | FOR BRA FOR BRA |
| 7 | 266-14191-00 | .PLUG, DRAIN .TORNILLO, DE DRENAJE | 1 | 1 | 1 | 1 | |
| 8 | 59V-14962-00 | .WASHER .ARANDELA | 1 | 1 | 1 | 1 | |
| 9 | 69J-14985-00 | FLOAT BOIA | 1 | 1 | 1 | 1 | |
| 10 | 68V-14386-00 | PIN, FLOAT PASADOR DE BOIA | 1 | 1 | 1 | 1 | |
| 11 | 69J-14546-00 | VALVE, NEEDLE VALVULA DE AGUJA | 1 | 1 | 1 | 1 | EXCEPT FOR BRA EXCEPT FOR BRA |
| | 69J-14546-10 | VALVE, NEEDLE VALVULA DE AGUJA | 1 | 1 | | | FOR BRA FOR BRA |
| 12 | 68V-13769-00 | .O-RING .ANILLO O | 1 | 1 | 1 | 1 | EXCEPT FOR BRA EXCEPT FOR BRA |
| | 68V-13769-10 | .O-RING .ANILLO O | 1 | 1 | | | FOR BRA FOR BRA |
| 13 | 68V-14255-00 | PLATE PLACA | 1 | 1 | 1 | 1 | EXCEPT FOR BRA EXCEPT FOR BRA |
| | 68V-14255-10 | PLATE PLACA | 1 | 1 | | | FOR BRA FOR BRA |
| 14 | 98507-04008 | SCREW, PAN HEAD TORNILLO DE CABEZA CON PLANA | 1 | 1 | 1 | 1 | |
| 15 | 68V-14357-00 | WASHER, PLAIN ARANDELA | 2 | 2 | 2 | 2 | |
| 16 | 68V-13781-10 | DAMPER, PUMP AMORTIGUADOR DE BOMBA | 1 | 1 | 1 | 1 | |
| 17 | 69J-13907-03 | FUEL PUMP COMP. BOMBA DE COMBUSTIBLE COMPLETA | 1 | 1 | 1 | 1 | EXCEPT FOR BRA EXCEPT FOR BRA |
| | 69J-13907-11 | FUEL PUMP COMP. BOMBA DE COMBUSTIBLE COMPLETA | 1 | 1 | | | FOR BRA FOR BRA |
| 18 | 68V-13915-00 | FILTER FILTRO | 1 | 1 | 1 | 1 | EXCEPT FOR BRA EXCEPT FOR BRA |
| | 68V-13915-10 | FILTER FILTRO | 1 | 1 | | | FOR BRA FOR BRA |

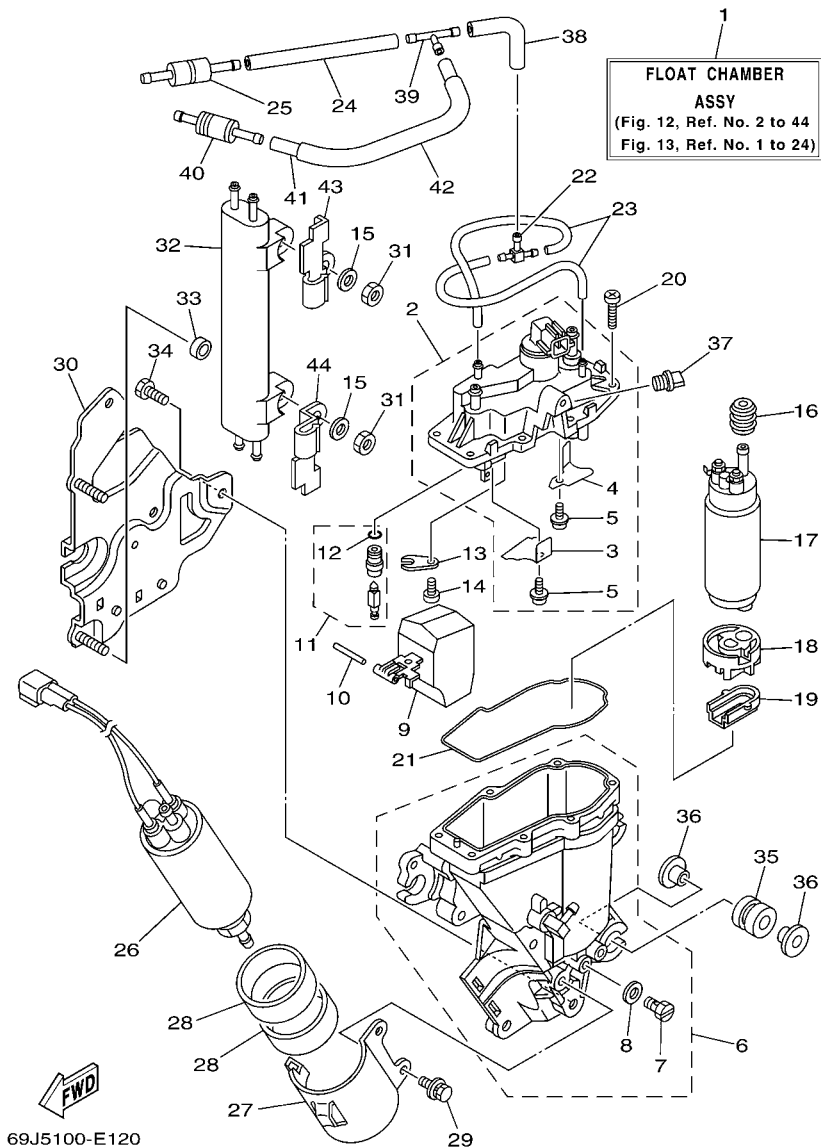


FIG. 12 FUEL INJECTION PUMP 1

BOMBA DE INYECTOR 1

| REF. NO. | PART NO. CODIGO Nº | DESCRIPTION DESCRIPCION | 69J7 | 60L7 | 69K7 | 60M7 | REMARKS OBSERVACIONES |
|----------|--------------------|---|------|------|------|------|----------------------------------|
| 19 | 68V-13784-00 | COVER, PUMP CUBIERTA DE BOMBA | 1 | 1 | 1 | 1 | |
| 20 | 68V-14567-00 | SCREW TORNILLO | 7 | 7 | 7 | 7 | |
| 21 | 68V-14984-00 | GASKET, FLOAT CHAMBER EMPAQUE CAMARA DE BOIA | 1 | 1 | 1 | 1 | EXCEPT FOR BRA EXCEPT FOR BRA |
| | 68V-14984-10 | GASKET, FLOAT CHAMBER EMPAQUE CAMARA DE BOIA | 1 | | 1 | | FOR BRA FOR BRA |
| 22 | 69J-24379-00 | PIPE, JOINT 4 TUBO DE UNION 4 | 1 | 1 | 1 | 1 | |
| 23 | 69J-14148-00 | PIPE TUBO | 2 | 2 | 2 | 2 | |
| 24 | 69J-14197-10 | PIPE TUBO RESPIRADERO | 1 | 1 | 1 | 1 | |
| 25 | 69J-14989-00 | ORIFICE, AIR VENT ORIFICIO DE VENTILACION | 1 | 1 | 1 | 1 | EXCEPT FOR BRA EXCEPT FOR BRA |
| | 69J-14989-10 | ORIFICE, AIR VENT ORIFICIO DE VENTILACION | 1 | | 1 | | FOR BRA FOR BRA |
| 26 | 69J-24410-02 | FUEL PUMP ASSY BOMBA DE COMBUSTIBLE COMPLETA | 1 | 1 | 1 | 1 | EXCEPT FOR BRA EXCEPT FOR BRA |
| | 69J-24410-11 | FUEL PUMP ASSY BOMBA DE COMBUSTIBLE COMPLETA | 1 | | 1 | | FOR BRA FOR BRA |
| 27 | 69J-24491-00 | BRACKET, FUEL PUMP SOPORTE BOMBA COMBUSTIBLE | 1 | 1 | 1 | 1 | |
| 28 | 69J-24492-00 | BUSH, FUEL PUMP BUJE | 2 | 2 | 2 | 2 | |
| 29 | 69J-24592-00 | BOLT TORNILLO | 2 | 2 | 2 | 2 | |
| 30 | 69J-24422-10 | PLATE PLACA | 1 | 1 | 1 | 1 | |
| 31 | 69J-14164-00 | NUT, HOLDING TUERCA DE SOSTEN | 2 | 2 | 2 | 2 | |
| 32 | 69J-21841-02 | COOLER ENFRIADOR | 1 | 1 | 1 | 1 | |
| 33 | 68V-14265-00 | COLLAR COLLAR | 2 | 2 | 2 | 2 | |
| 34 | 69J-14446-00 | BOLT PERNO | 3 | 3 | 3 | 3 | |
| 35 | 69J-13593-00 | DAMPER COJINETE DE RODILLOS | 4 | 4 | 4 | 4 | |
| 36 | 69J-13716-00 | COLLAR COLLAR | 8 | 8 | 8 | 8 | |
| 37 | 69J-14225-00 | CAP TAPA | 1 | 1 | 1 | 1 | |
| 38 | 60L-24321-00 | PIPE 10 TUBO 10 | 1 | 1 | 1 | 1 | |
| 39 | 60L-24379-00 | PIPE, JOINT 4 TUBO DE UNION 4 | 1 | 1 | 1 | 1 | |
| 40 | 60L-24460-00 | RELIEF VALVE ASSY VALVELA DE DESCOMPRESION | 1 | 1 | 1 | 1 | EXCEPT FOR BRA EXCEPT FOR BRA |
| | 60L-24460-10 | RELIEF VALVE ASSY VALVELA DE DESCOMPRESION | 1 | | 1 | | FOR BRA FOR BRA |
| 41 | 60L-24316-00 | PIPE 6 TUBO 6 | 1 | 1 | 1 | 1 | |

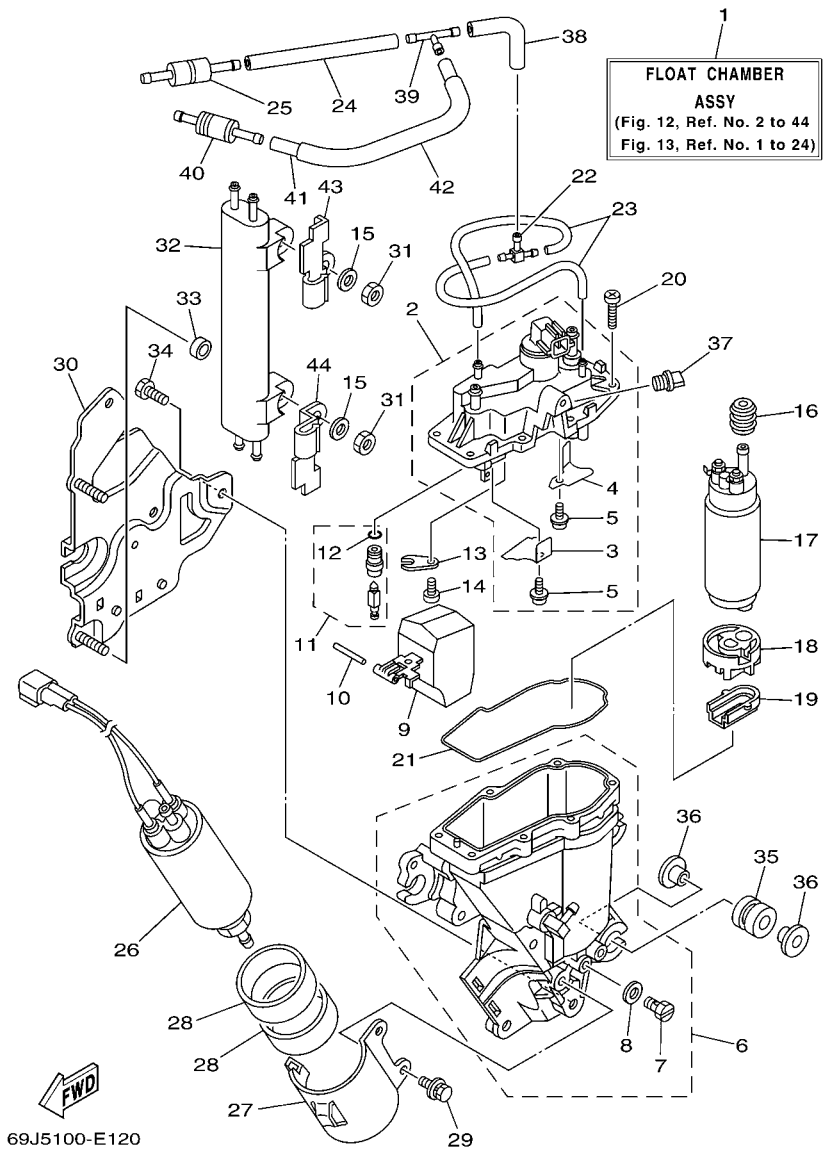


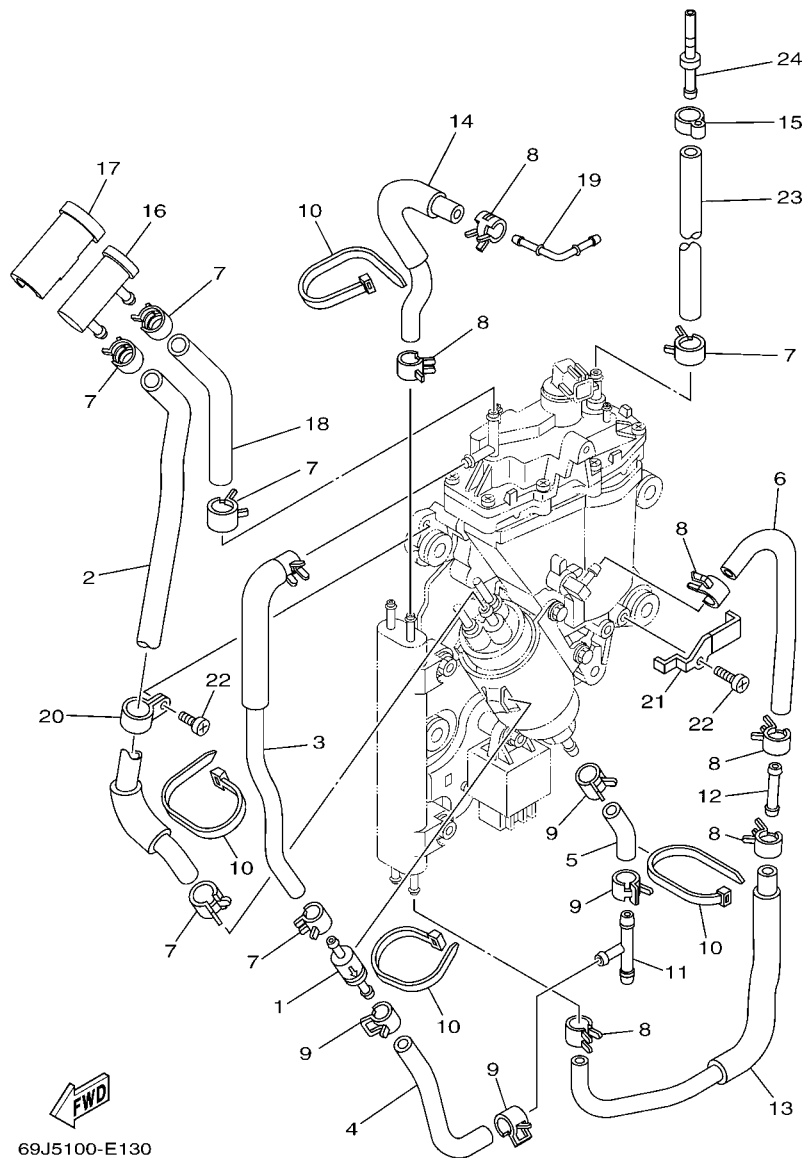
FIG. 12 FUEL INJECTION PUMP 1

BOMBA DE INYECTOR 1

| REF. NO. | PART NO. CODIGO Nº | DESCRIPTION DESCRIPCION | 69J7 | 60L7 | 69K7 | 60M7 | REMARKS OBSERVACIONES |
|----------|--------------------|--------------------------------------|------|------|------|------|-----------------------|
| 42 | 60L-24327-00 | PROTECTOR, PIPE PROTECTOR DE TUBO | 1 | 1 | 1 | 1 | |
| 43 | 69J-2481H-00 | CLAMP GRAMPA | 1 | 1 | 1 | 1 | |
| 44 | 69J-2481H-10 | CLAMP GRAMPA | 1 | 1 | 1 | 1 | |
| | | | | | | | |
| | | | | | | | |
| | | | | | | | |
| | | | | | | | |
| | | | | | | | |
| | | | | | | | |
| | | | | | | | |
| | | | | | | | |
| | | | | | | | |

FIG. 13 FUEL INJECTION PUMP 2

BOMBA DE INYECTOR 2

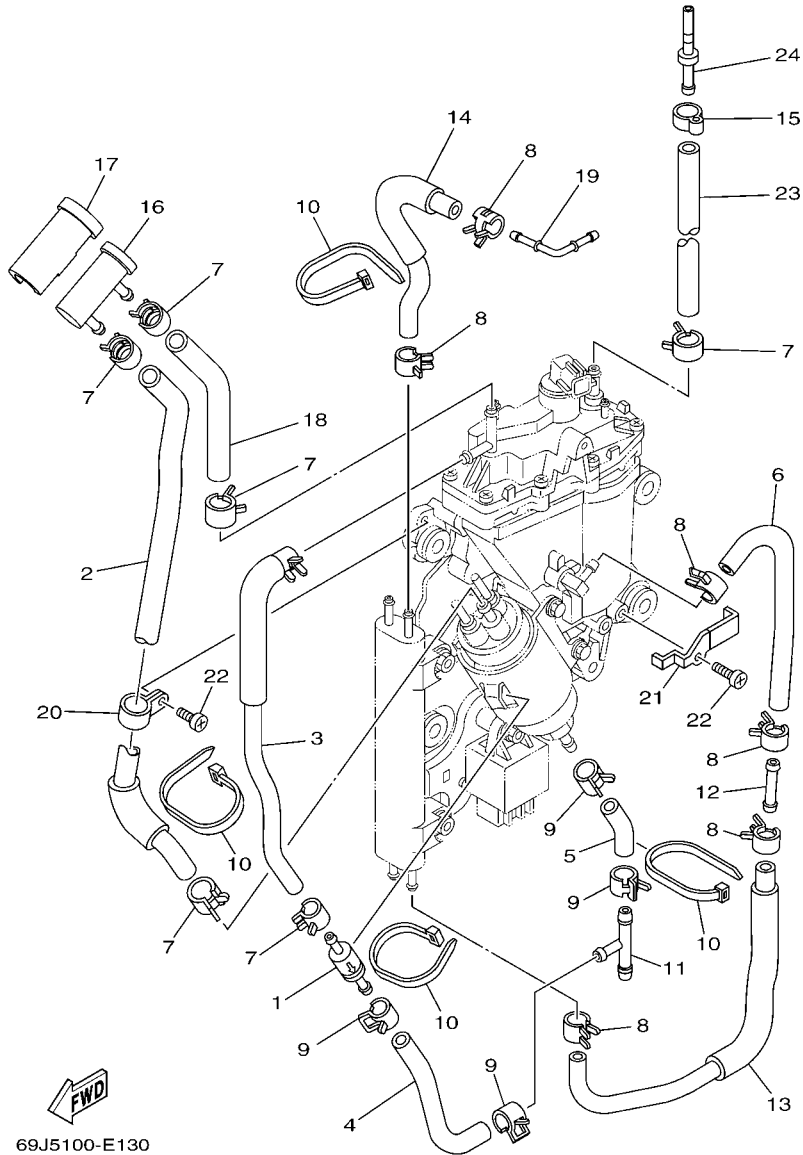


69J5100-E130

| REF. NO. | PART NO. CODIGO Nº | DESCRIPTION DESCRIPCION | 69J7 | 60L7 | 69K7 | 60M7 | REMARKS OBSERVACIONES |
|----------|--------------------|---|------|------|------|------|----------------------------------|
| 1 | 69J-24460-00 | RELIEF VALVE ASSY VALVELA DE DESCOMPRESION | 1 | 1 | 1 | 1 | EXCEPT FOR BRA EXCEPT FOR BRA |
| | 69J-24460-10 | RELIEF VALVE ASSY VALVELA DE DESCOMPRESION | 1 | 1 | | | FOR BRA FOR BRA |
| 2 | 69J-24324-30 | PIPE 13 TUBO 13 | 1 | 1 | 1 | 1 | EXCEPT FOR BRA EXCEPT FOR BRA |
| | 69J-24324-40 | PIPE 13 TUBO 13 | 1 | 1 | | | FOR BRA FOR BRA |
| 3 | 69J-24322-10 | PIPE 11 TUBO 11 | 1 | 1 | 1 | 1 | EXCEPT FOR BRA EXCEPT FOR BRA |
| | 69J-24322-20 | PIPE 11 TUBO 11 | 1 | | 1 | | FOR BRA FOR BRA |
| 4 | 69J-24323-00 | PIPE 12 TUBO 12 | 1 | 1 | 1 | 1 | EXCEPT FOR BRA EXCEPT FOR BRA |
| | 69J-24323-10 | PIPE 12 TUBO 12 | 1 | 1 | | | FOR BRA FOR BRA |
| 5 | 69J-24317-00 | PIPE 7 TUBO 7 | 1 | 1 | 1 | 1 | EXCEPT FOR BRA EXCEPT FOR BRA |
| | 69J-24317-10 | PIPE 7 TUBO 7 | 1 | 1 | | | FOR BRA FOR BRA |
| 6 | 69J-24316-00 | PIPE 6 TUBO 6 | 1 | 1 | 1 | 1 | EXCEPT FOR BRA EXCEPT FOR BRA |
| | 69J-24316-10 | PIPE 6 TUBO 6 | 1 | 1 | | | FOR BRA FOR BRA |
| 7 | 68V-13577-00 | CLIP PRESILLA | 6 | 6 | 6 | 6 | |
| 8 | 68V-24519-00 | CLIP PRESILLA | 6 | 6 | 6 | 6 | |
| 9 | 69J-14137-00 | CLIP PRESILLA | 4 | 4 | 4 | 4 | |
| 10 | 68V-2481H-00 | CLAMP GRAMPA | 4 | 4 | 4 | 4 | |
| 11 | 6E5-24378-00 | PIPE, JOINT 3 TUBO DE UNION 3 | 1 | 1 | 1 | 1 | |
| 12 | 69J-24461-00 | PIPE, JOINT TUBO DE UNION | 1 | 1 | 1 | 1 | |
| 13 | 69J-24315-00 | PIPE 5 TUBO DE DESAGUE | 1 | 1 | 1 | 1 | EXCEPT FOR BRA EXCEPT FOR BRA |
| | 69J-24315-10 | PIPE 5 TUBO DE DESAGUE | 1 | 1 | | | FOR BRA FOR BRA |
| 14 | 69J-13976-00 | PIPE, FUEL 6 TUBO, COMBUSTIBLE 6 | 1 | 1 | 1 | 1 | EXCEPT FOR BRA EXCEPT FOR BRA |
| | 69J-13976-10 | PIPE, FUEL 6 TUBO, COMBUSTIBLE 6 | 1 | 1 | | | FOR BRA FOR BRA |
| 15 | 68V-24387-00 | CLIP MORDAZA | 1 | 1 | 1 | 1 | |
| 16 | 69J-24501-10 | FILTER, FUEL FIELTRO | 1 | 1 | 1 | 1 | |
| 17 | 69J-24599-10 | CAP SELLO TAPA | 1 | 1 | 1 | 1 | |
| 18 | 69J-24325-20 | PIPE 14 TUBO 14 | 1 | 1 | 1 | 1 | EXCEPT FOR BRA EXCEPT FOR BRA |
| | 69J-24325-30 | PIPE 14 TUBO 14 | 1 | 1 | | | FOR BRA FOR BRA |

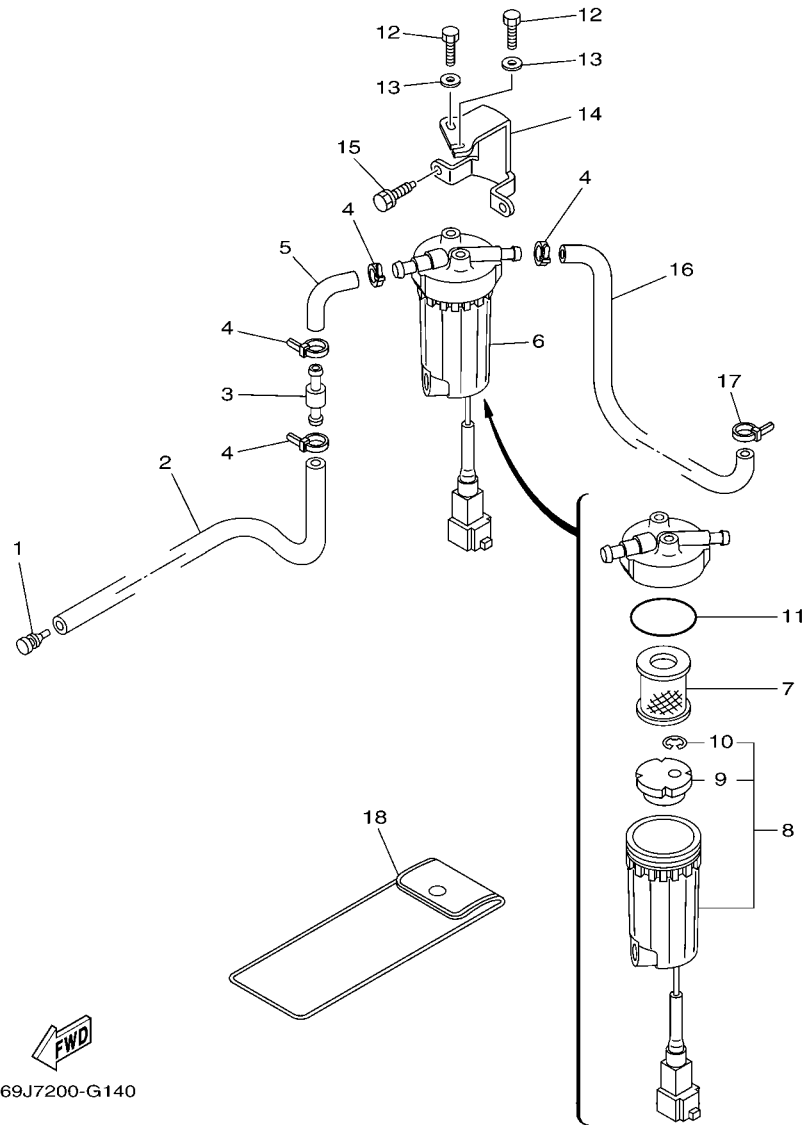
FIG. 13 FUEL INJECTION PUMP 2

BOMBA DE INYECTOR 2



69J5100-E130

| REF. NO. | PART NO. CODIGO Nº | DESCRIPTION DESCRIPCION | 69J7 | 60L7 | 69K7 | 60M7 | REMARKS OBSERVACIONES |
|----------|--------------------|---|------|------|------|------|-----------------------|
| 19 | 69J-1410F-00 | NIPPLE 1 NIPLE 1 | 1 | 1 | 1 | 1 | |
| 20 | 69J-24366-00 | CLAMP, FUEL PIPE 1 GRAMPA DE TUBO DE COMBUST.1 | 1 | 1 | 1 | 1 | |
| 21 | 69J-24367-00 | CLAMP, FUEL PIPE 2 GRAMPA DE TUBO DE COMBUST.2 | 1 | 1 | 1 | 1 | |
| 22 | 98580-05008 | SCREW, PAN HEAD TORNILLO DE CABEZA CRUZADA | 2 | 2 | 2 | 2 | |
| 23 | 69J-13974-00 | PIPE, FUEL 4 TUBO, COMBUSTIBLE 4 | 1 | 1 | 1 | 1 | EXCEPT FOR BRA |
| | 69J-13974-10 | PIPE, FUEL 4 TUBO, COMBUSTIBLE 4 | 1 | | 1 | | EXCEPT FOR BRA |
| 24 | 69J-24381-00 | SET BAR, FUEL JOINT BARRA DE ENCAJE CONCCION COMBU | 1 | 1 | 1 | 1 | FOR BRA |
| | | | | | | | FOR BRA |
| | | | | | | | |
| | | | | | | | |
| | | | | | | | |
| | | | | | | | |



69J7200-G140

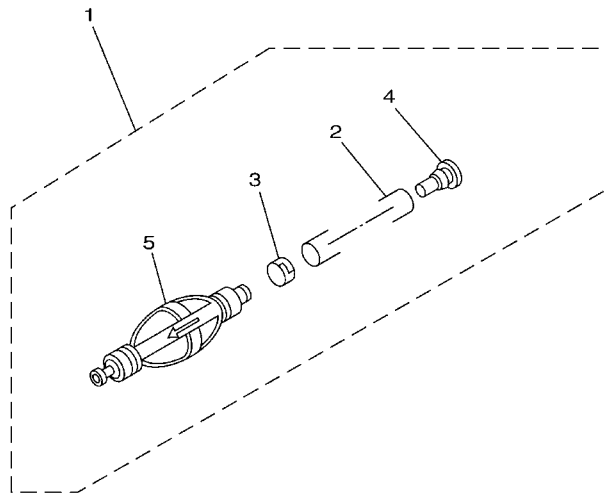
FIG. 14 FUEL 1

COMBUSTIBLE 1

| REF. NO. | PART NO. CODIGO Nº | DESCRIPTION DESCRIPCION | 69J7 | 60L7 | 69K7 | 60M7 | REMARKS OBSERVACIONES |
|----------|--------------------|--|------|------|------|------|-----------------------|
| 1 | 689-85547-00 | DAMPER AMORTIGUADOR | 1 | 1 | 1 | 1 | |
| 2 | 90445-13004 | HOSE (L2360) TUBO (L2360) | 1 | 1 | 1 | 1 | |
| 3 | 6R3-24377-00 | PIPE, JOINT 2 TUBO DE UNION 2 | 1 | 1 | 1 | 1 | |
| 4 | 90465-11M10 | CLAMP BRIDA | 4 | 4 | 4 | 4 | |
| 5 | 61A-24311-00 | PIPE, FUEL 1 TUBO DE COMBUSTIBLE 1 | 1 | 1 | 1 | 1 | |
| 6 | 6P3-24560-00 | FILTER ASSY FILTRO COMPLETO | 1 | 1 | 1 | 1 | |
| 7 | 6P3-24563-00 | .ELEMENT, FILTER .ELEMENTO DEL FILTRO | 1 | 1 | 1 | 1 | |
| 8 | 6P3-24562-00 | .CUP, FILTER .COPA DE FILTRO | 1 | 1 | 1 | 1 | |
| 9 | 6P3-24469-00 | ..FLOAT, WATER LEVEL ..BOIA | 1 | 1 | 1 | 1 | |
| 10 | 6P3-24519-00 | ..CLIP ..PRESILLA | 1 | 1 | 1 | 1 | |
| 11 | 6P3-24564-00 | .GASKET .EMPAQUE | 1 | 1 | 1 | 1 | |
| 12 | 97095-06014 | BOLT PERNO | 2 | 2 | 2 | 2 | |
| 13 | 92995-06600 | WASHER ARANDELA | 2 | 2 | 2 | 2 | |
| 14 | 69J-24566-00 | BRACKET, FILTER SOPORTE DEL FILTRO | 1 | 1 | 1 | 1 | |
| 15 | 90119-06037 | BOLT, WITH WASHER TORNILLO CON ARANDELA | 2 | 2 | 2 | 2 | |
| 16 | 69J-24313-00 | PIPE 3 TUBO 3 | 1 | 1 | 1 | 1 | |
| 17 | 90465-11M10 | CLAMP BRIDA | 1 | 1 | 1 | 1 | |
| 18 | 69J-28100-01 | TOOL KIT JUEGO DE HERRAMIENTAS | 1 | 1 | 1 | 1 | |

FIG. 15 FUEL 2

COMBUSTIBLE 2



67F0100-1100

| REF. NO. | PART NO. CODIGO Nº | DESCRIPTION DESCRIPCION | 69J7 | 60L7 | 69K7 | 60M7 | REMARKS OBSERVACIONES |
|-------------|-----------------------|--|------|------|------|------|--|
| | | | 1 | 1 | 1 | 1 | |
| 1 | 6Y2-24307-50 | FUEL PIPE COMP. 2 MANGUERA COMPL, COMBUSTIBLE 2 | 1 | 1 | 1 | 1 | AP EXCEPT FOR CHN AP EXCEPT FOR CHN |
| 2 | 90445-13M01 | .HOSE (L2050) .MANGUERA (L2050) | 1 | 1 | 1 | 1 | |
| 3 | 6E5-24351-51 | .BAND 1 .ABRAZADERA 1 | 1 | 1 | 1 | 1 | |
| 4 | 90480-06M19 | .GROMMET .TAPON | 1 | 1 | 1 | 1 | |
| 5 | 6Y2-24360-60 | .PRIMER PUMP ASSY .SOPORTE BOMBA | 1 | 1 | 1 | 1 | |
| | | | | | | | |
| | | | | | | | |
| | | | | | | | |
| | | | | | | | |
| | | | | | | | |
| | | | | | | | |

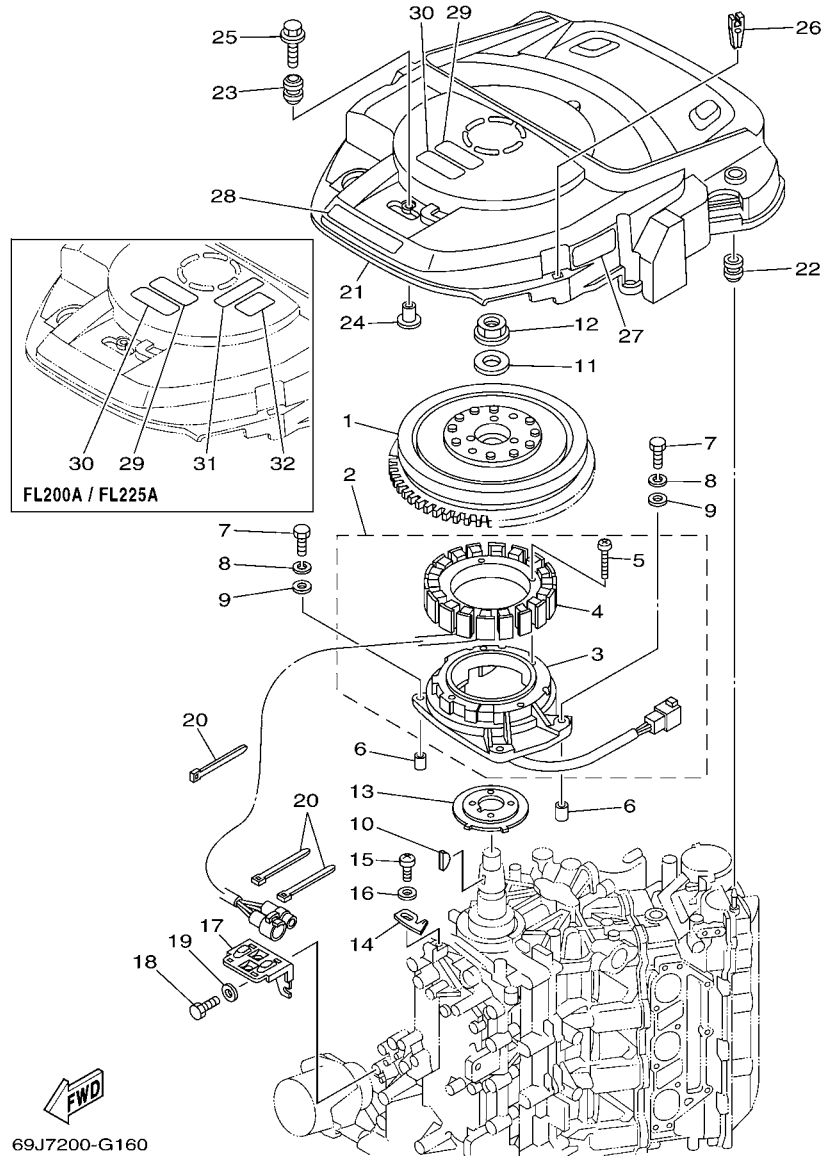
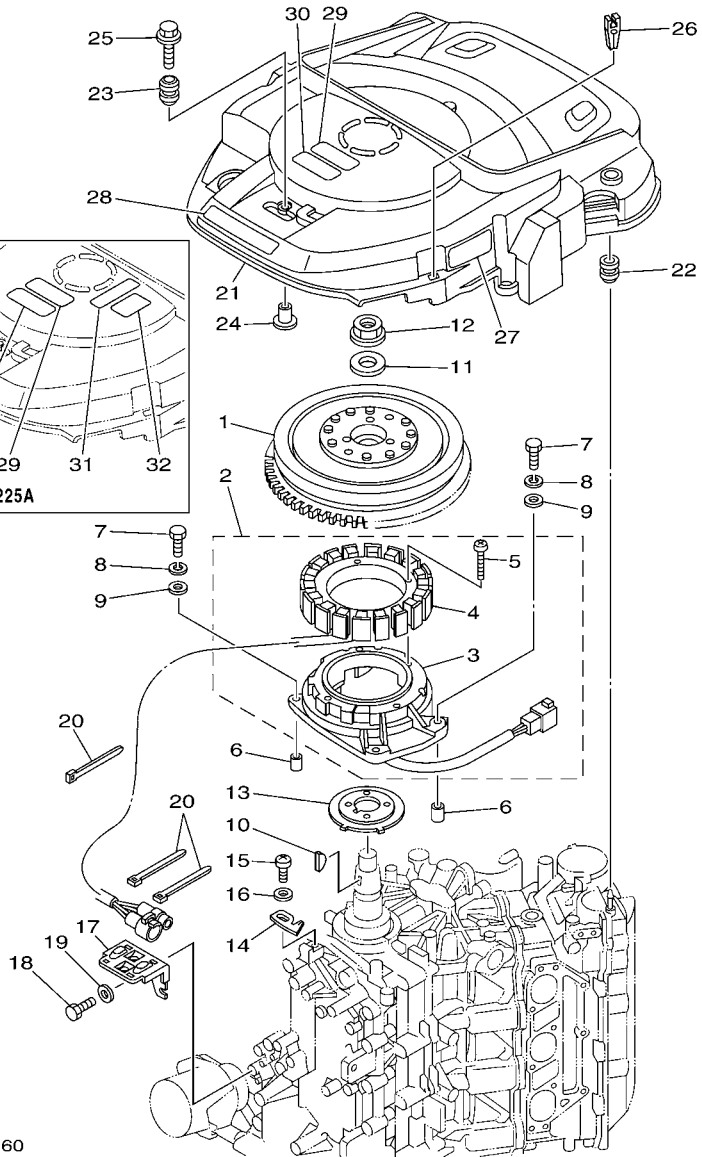
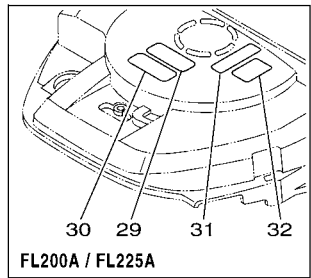


FIG. 16 GENERATOR

GENERADOR

| REF. NO. | PART NO. CODIGO N° | DESCRIPTION DESCRIPCION | 69J7 | 60L7 | 69K7 | 60M7 | REMARKS OBSERVACIONES |
|----------|--------------------|--|------|------|------|------|-----------------------|
| 1 | 69J-81450-10 | ROTOR ASSY ROTOR COMPLETO | 1 | 1 | 1 | 1 | |
| 2 | 69J-81460-01 | BASE ASSY CONJUNTO BASE | 1 | 1 | 1 | 1 | |
| 3 | 69J-85580-00 | .COIL, PULSER .BOBINA DE PULSACION | 1 | 1 | 1 | 1 | |
| 4 | 69J-81410-10 | .STATOR ASSY .ESTATOR COMPLETO | 1 | 1 | 1 | 1 | |
| 5 | 63D-81345-20 | .SCREW, WITH WASHER (M6X30) .TORNILLO, CON ARANDELA (M6X30) | 4 | 4 | 4 | 4 | |
| 6 | 99530-08012 | PIN, DOWEL PASADOR, DE ESPIGA | 2 | 2 | 2 | 2 | |
| 7 | 97095-06035 | BOLT PERNO | 4 | 4 | 4 | 4 | |
| 8 | 92995-06100 | WASHER, SPRING ARANDELA | 4 | 4 | 4 | 4 | |
| 9 | 92995-06600 | WASHER ARANDELA | 4 | 4 | 4 | 4 | |
| 10 | 90280-05015 | KEY, WOODRUFF CUNA WOODRUFF | 1 | 1 | 1 | 1 | |
| 11 | 90201-24014 | WASHER, PLATE ARANDELA PLANA | 1 | 1 | 1 | 1 | |
| 12 | 90179-24002 | NUT TUERCA | 1 | 1 | 1 | 1 | |
| 13 | 69J-81673-00 | ROTOR ROTOR | 1 | 1 | 1 | 1 | |
| 14 | 6P2-81332-00 | PLATE, TIMING PLACA REGULADOR DE TIEMPO | 1 | 1 | 1 | 1 | |
| 15 | 97885-06010 | SCREW, PAN HEAD TORNILLO A MUESCA | 1 | 1 | 1 | 1 | |
| 16 | 92995-06600 | WASHER ARANDELA | 1 | 1 | 1 | 1 | |
| 17 | 69J-8132G-00 | PLATE PLACA | 1 | 1 | 1 | 1 | |
| 18 | 97095-06016 | BOLT PERNO | 1 | 1 | 1 | 1 | |
| 19 | 92995-06600 | WASHER ARANDELA | 1 | 1 | 1 | 1 | |
| 20 | 90465-14M66 | CLAMP BRIDA | 3 | 3 | 3 | 3 | |
| 21 | 69J-81337-00 | COVER, FLYWHEEL CUBIERTA DE VOLANTE | 1 | 1 | 1 | 1 | |
| 22 | 663-82317-01 | DAMPER, IGNITION COIL AMORTIGUADOR BOBINA ENCENDIDO | 2 | 2 | 2 | 2 | |
| 23 | 6A0-82317-00 | DAMPER, IGNITION COIL AMORTIGUADOR BOBINA ENCENDIDO | 3 | 3 | 3 | 3 | |
| 24 | 90387-06119 | COLLAR ESPACIADOR | 3 | 3 | 3 | 3 | |
| 25 | 90119-06M59 | BOLT, WITH WASHER TORNILLO CON ARANDELA | 3 | 3 | 3 | 3 | |
| 26 | 67F-2812A-00 | PULLER, FUSE TIRADOR DE FUSIBLE | 1 | 1 | 1 | 1 | |
| 27 | 69J-81919-20 | GRAPHIC, REGULATOR CALCAMONIA DE REGULADOR | 1 | 1 | 1 | 1 | |



69J7200-G160

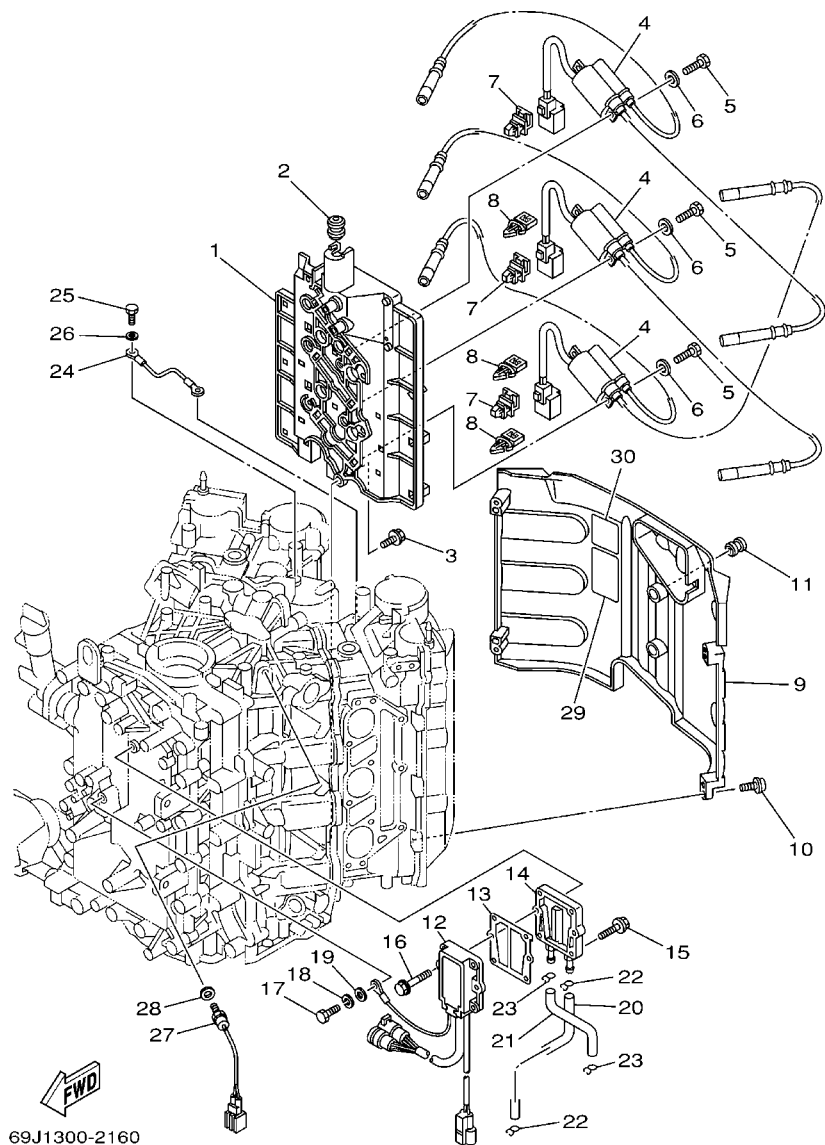
FIG. 16 GENERATOR

GENERADOR

| REF. NO. | PART NO. CODIGO Nº | DESCRIPTION DESCRIPCION | 69J7 | 60L7 | 69K7 | 60M7 | REMARKS OBSERVACIONES |
|----------|--------------------|-------------------------------------|------|------|------|------|----------------------------|
| 28 | 60L-13437-61 | MARK, CAUTION MARKER | 1 | 1 | 1 | 1 | FOR CAR,BRA FOR CAR,BRA |
| | 60L-13437-41 | MARK, CAUTION MARKER | | 1 | | | FOR CHN FOR CHN |
| 29 | 6AH-81994-40 | LABEL, SAFETY ETIQUETA DE SEGURIDAD | 1 | 1 | 1 | 1 | |
| 30 | 6AH-81994-50 | LABEL, SAFETY ETIQUETA DE SEGURIDAD | 1 | 1 | 1 | 1 | FOR CAR,BRA FOR CAR,BRA |
| 31 | 6K1-83623-41 | MARK 3 MARCA 3 | | | 1 | 1 | FOR CAR,BRA FOR CAR,BRA |
| 32 | 6K1-83623-50 | MARK 3 MARCA 3 | | | 1 | 1 | FOR CAR,BRA FOR CAR,BRA |

FIG. 17 ELECTRICAL 1

EQUIPO ELECTRICO 1



69J1300-2160

| REF. NO. | PART NO. CODIGO Nº | DESCRIPTION DESCRIPCION | 69J7 | 60L7 | 69K7 | 60M7 | REMARKS OBSERVACIONES |
|----------|--------------------|--|------|------|------|------|-----------------------|
| 1 | 69J-82316-00 | BRACKET, IGNITION COIL SOPORTE BOBINA ENCENDIDO | 1 | 1 | 1 | 1 | |
| 2 | 90480-09M21 | GROMMET TAPON | 1 | 1 | 1 | 1 | |
| 3 | 90119-06M82 | BOLT, WITH WASHER TORNILLO CON ARANDELA | 6 | 6 | 6 | 6 | |
| 4 | 69J-82310-00 | IGNITION COIL ASSY BOBINA DE ENCENDIDO COMPLETA | 3 | 3 | 3 | 3 | |
| 5 | 97095-06020 | BOLT PERNO | 6 | 6 | 6 | 6 | |
| 6 | 92995-06600 | WASHER ARANDELA | 6 | 6 | 6 | 6 | |
| 7 | 90464-12002 | CLAMP BRIDA | 3 | 3 | 3 | 3 | |
| 8 | 90464-07M56 | CLAMP BRIDA | 3 | 3 | 3 | 3 | |
| 9 | 69J-82314-00 | COVER, IGNITION COIL CUBIERTA BOBINA ENCENDIDO | 1 | 1 | 1 | 1 | |
| 10 | 90110-06038 | BOLT, HEXAGON SOCKET HEAD TORNILLO ALLEN | 4 | 4 | 4 | 4 | |
| 11 | 663-82317-01 | DAMPER, IGNITION COIL AMORTIGUADOR BOBINA ENCENDIDO | 2 | 2 | 2 | 2 | |
| 12 | 69J-81960-11 | RECTIFIER & REGULATOR ASSY RECTIFICADOR Y REGULADOR | 1 | 1 | 1 | 1 | |
| 13 | 69J-81975-A0 | PLATE, RECTIFIER FITTING PLACA ACCESORIA RECTIF. | 1 | 1 | 1 | 1 | |
| 14 | 69J-81972-01-1S | COVER, RECTIFIER CUBIERTA DE RECTIFICADOR | 1 | 1 | 1 | 1 | |
| 15 | 90119-06MA3 | BOLT, WITH WASHER TORNILLO CON ARANDELA | 4 | 4 | 4 | 4 | |
| 16 | 90119-06MA5 | BOLT, WITH WASHER TORNILLO CON ARANDELA | 2 | 2 | 2 | 2 | |
| 17 | 97095-06020 | BOLT PERNO | 1 | 1 | 1 | 1 | |
| 18 | 92995-06100 | WASHER, SPRING ARANDELA | 1 | 1 | 1 | 1 | |
| 19 | 92995-06600 | WASHER ARANDELA | 1 | 1 | 1 | 1 | |
| 20 | 69J-12482-00 | PIPE 2 TUBO 2 | 1 | 1 | 1 | 1 | |
| 21 | 69J-12481-00 | PIPE 1 TUBO 1 | 1 | 1 | 1 | 1 | |
| 22 | 90467-09M03 | CLIP PRESILLA | 2 | 2 | 2 | 2 | |
| 23 | 90467-08M18 | CLIP PRESILLA | 2 | 2 | 2 | 2 | |
| 24 | 69J-82519-00 | WIRE, EARTH LEAD CABLE CONDUCTOR A TIERRA | 1 | 1 | 1 | 1 | |
| 25 | 97095-06012 | BOLT PERNO | 2 | 2 | 2 | 2 | |
| 26 | 92995-06600 | WASHER ARANDELA | 2 | 2 | 2 | 2 | |
| 27 | 61A-85790-00 | THERMOSENSOR ASSY TERMICA SENSORIO | 1 | 1 | 1 | 1 | |

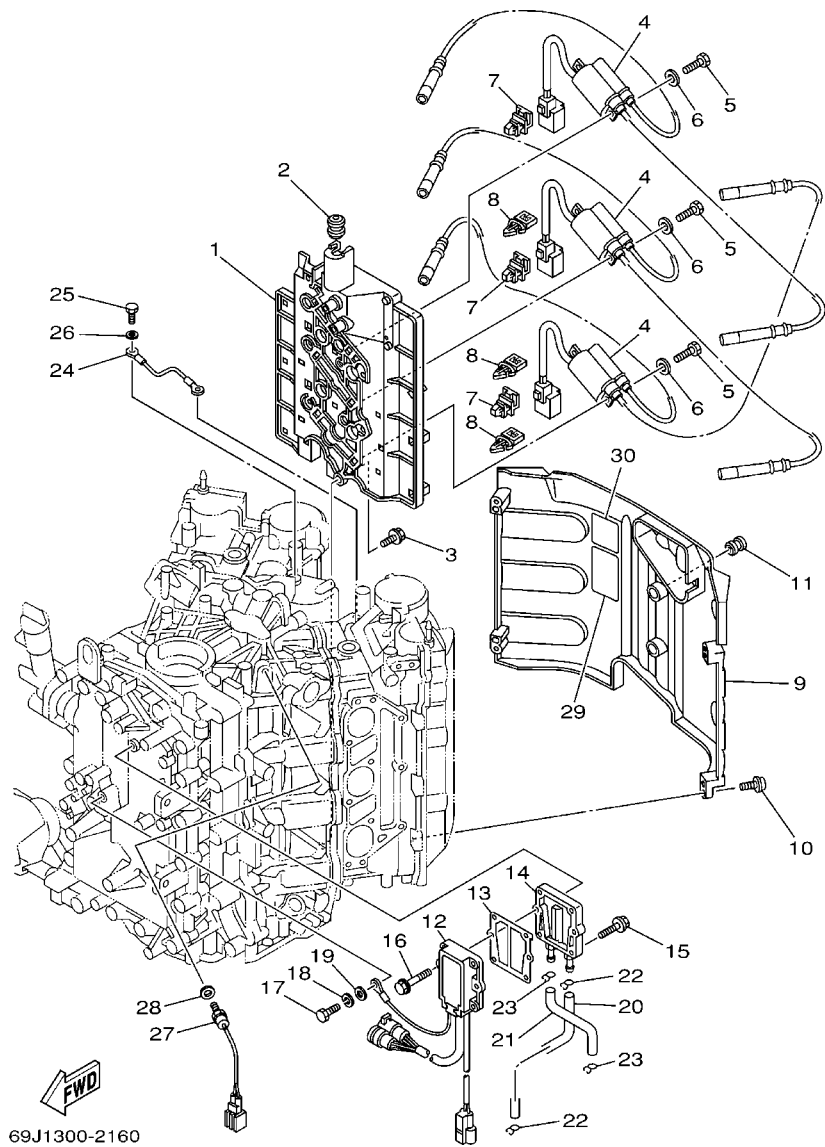


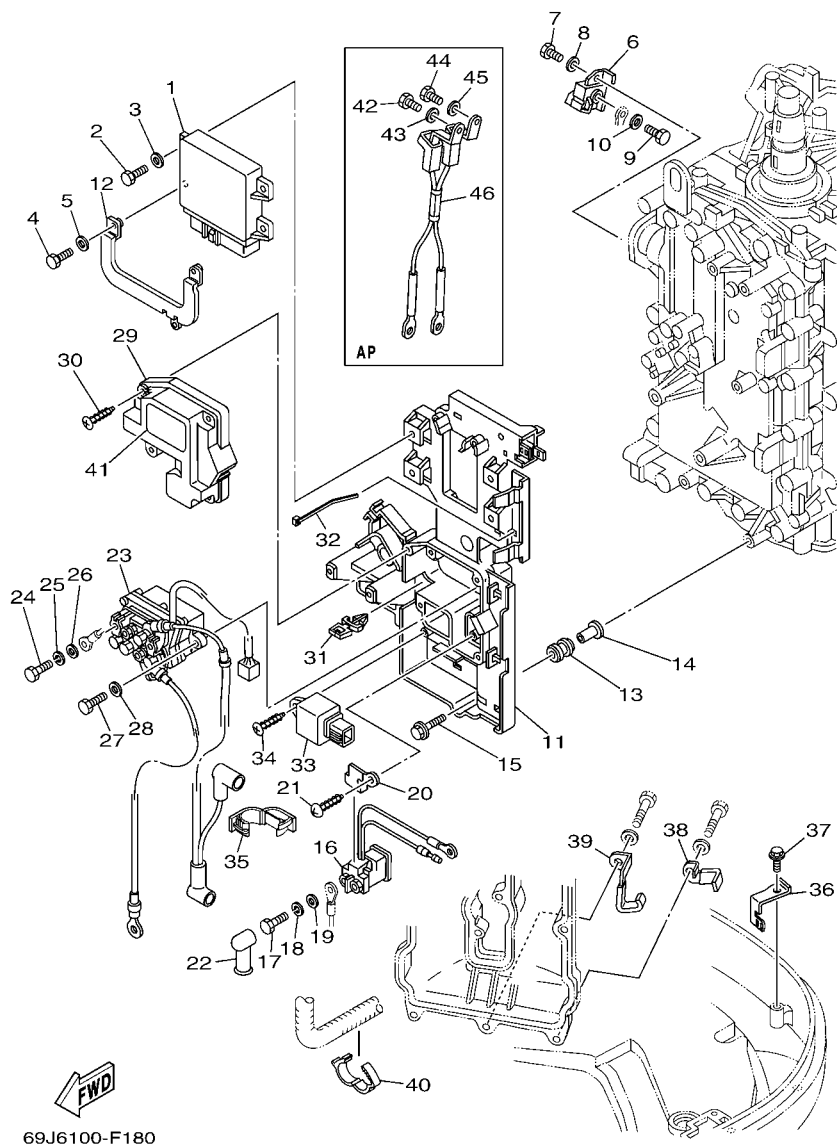
FIG. 17 ELECTRICAL 1

EQUIPO ELECTRICO 1

| REF. NO. | PART NO. CODIGO Nº | DESCRIPTION DESCRIPCION | 69J7 | 60L7 | 69K7 | 60M7 | REMARKS OBSERVACIONES |
|----------|--------------------|---------------------------------|------|------|------|------|----------------------------|
| 28 | 92990-10600 | WASHER, PLATE ARANDELA PLANA | 1 | 1 | 1 | 1 | |
| 29 | 69J-83626-00 | MARK 6 MARCA 6 | 1 | 1 | 1 | 1 | |
| 30 | 67F-12138-60 | MARK, CAUTION MARKER | 1 | 1 | 1 | 1 | FOR CAR,BRA FOR CAR,BRA |
| | 67F-12138-40 | MARK, CAUTION MARKER | | | 1 | | FOR CHN FOR CHN |
| ----- | | | | | | | |
| ----- | | | | | | | |
| ----- | | | | | | | |
| ----- | | | | | | | |
| ----- | | | | | | | |
| ----- | | | | | | | |
| ----- | | | | | | | |
| ----- | | | | | | | |
| ----- | | | | | | | |
| ----- | | | | | | | |

FIG. 18 ELECTRICAL 2

EQUIPO ELECTRICO 2



69J6100-F180

| REF. NO. | PART NO. CODIGO Nº | DESCRIPTION DESCRIPCION | 69J7 | 60L7 | 69K7 | 60M7 | REMARKS OBSERVACIONES |
|----------|--------------------|--|------|------|------|------|----------------------------|
| 1 | 69J-8591A-32 | ENGINE CONTROL UNIT ASSY UNIDAD CONTROL | 1 | | 1 | | FOR CAR FOR CAR |
| | 69J-8591A-50 | ENGINE CONTROL UNIT ASSY UNIDAD CONTROL | 1 | | 1 | | FOR BRA FOR BRA |
| | 60L-8591A-32 | ENGINE CONTROL UNIT ASSY UNIDAD CONTROL | | 1 | | 1 | FOR CAR,CHN FOR CAR,CHN |
| 2 | 97095-06016 | BOLT PERNO | 2 | 2 | 2 | 2 | |
| 3 | 92995-06600 | WASHER ARANDELA | 2 | 2 | 2 | 2 | |
| 4 | 97095-06020 | BOLT PERNO | 2 | 2 | 2 | 2 | |
| 5 | 92995-06600 | WASHER ARANDELA | 2 | 2 | 2 | 2 | |
| 6 | 69J-81925-00 | TERMINAL TERMINAL | 1 | 1 | 1 | 1 | |
| 7 | 97095-08020 | BOLT PERNO | 1 | 1 | 1 | 1 | |
| 8 | 92995-08600 | WASHER ARANDELA | 1 | 1 | 1 | 1 | |
| 9 | 97095-06014 | BOLT PERNO | 1 | 1 | 1 | 1 | |
| 10 | 92995-06600 | WASHER ARANDELA | 1 | 1 | 1 | 1 | |
| 11 | 69J-81948-00 | BRACKET SOPORTE | 1 | 1 | 1 | 1 | |
| 12 | 69J-82588-00 | PLATE PLACA | 1 | 1 | 1 | 1 | |
| 13 | 6A0-82317-00 | DAMPER, IGNITION COIL AMORTIGUADOR BOBINA ENCENDIDO | 6 | 6 | 6 | 6 | |
| 14 | 90387-06119 | COLLAR ESPACIADOR | 6 | 6 | 6 | 6 | |
| 15 | 90119-06M59 | BOLT, WITH WASHER TORNILLO CON ARANDELA | 6 | 6 | 6 | 6 | |
| 16 | 68V-8194A-00 | RELAY RELE | 1 | 1 | 1 | 1 | |
| 17 | 97095-06010 | BOLT PERNO | 2 | 2 | 2 | 2 | |
| 18 | 92995-06100 | WASHER, SPRING ARANDELA | 2 | 2 | 2 | 2 | |
| 19 | 92995-06600 | WASHER ARANDELA | 2 | 2 | 2 | 2 | |
| 20 | 68V-81953-00 | STAY, RELAY SOPORTE DE RELE | 1 | 1 | 1 | 1 | |
| 21 | 97780-60620 | SCREW, TAPPING TORNILLO DE CABEZA DE CONO ACH | 1 | 1 | 1 | 1 | |
| 22 | 6G5-82119-00 | COVER, LEAD WIRE CUBIERTA DE CABLE CONDUCTOR | 1 | 1 | 1 | 1 | |
| 23 | 69J-81950-11 | RELAY ASSY RELE COMPLETO | 1 | 1 | 1 | 1 | |
| 24 | 97095-06010 | BOLT PERNO | 2 | 2 | 2 | 2 | |
| 25 | 92995-06100 | WASHER, SPRING ARANDELA | 2 | 2 | 2 | 2 | |

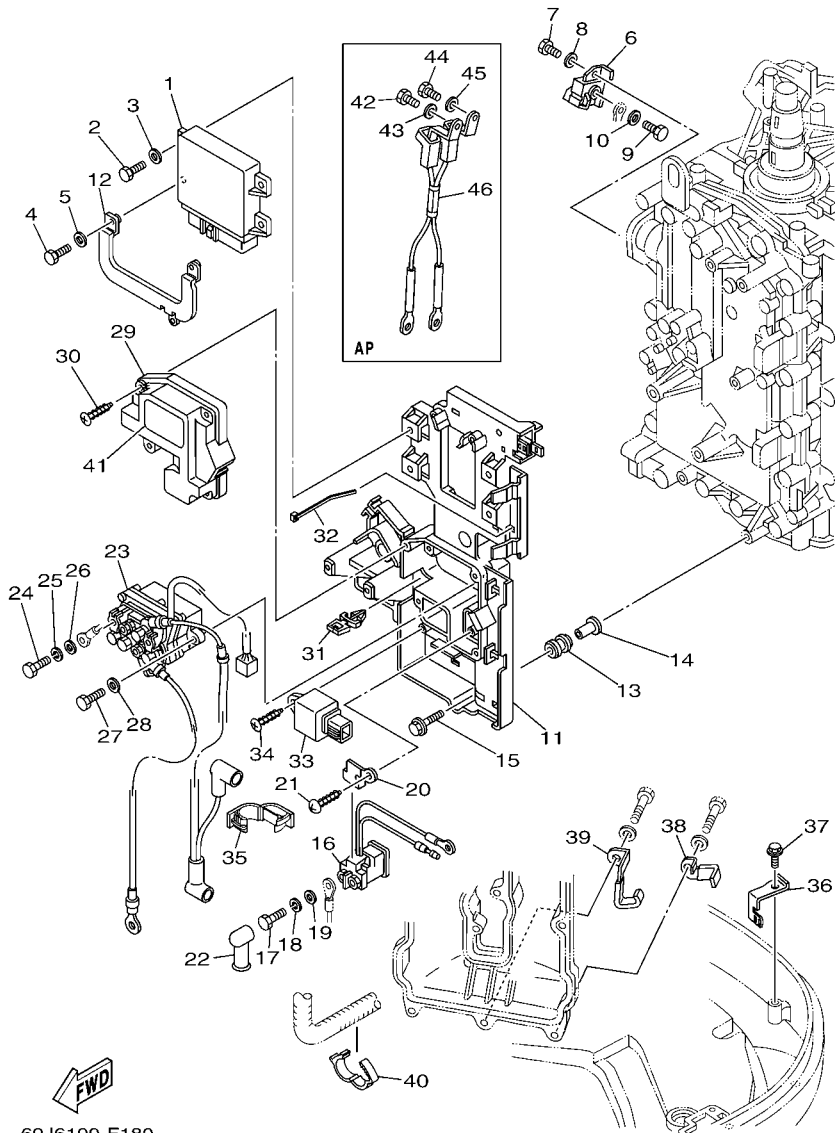
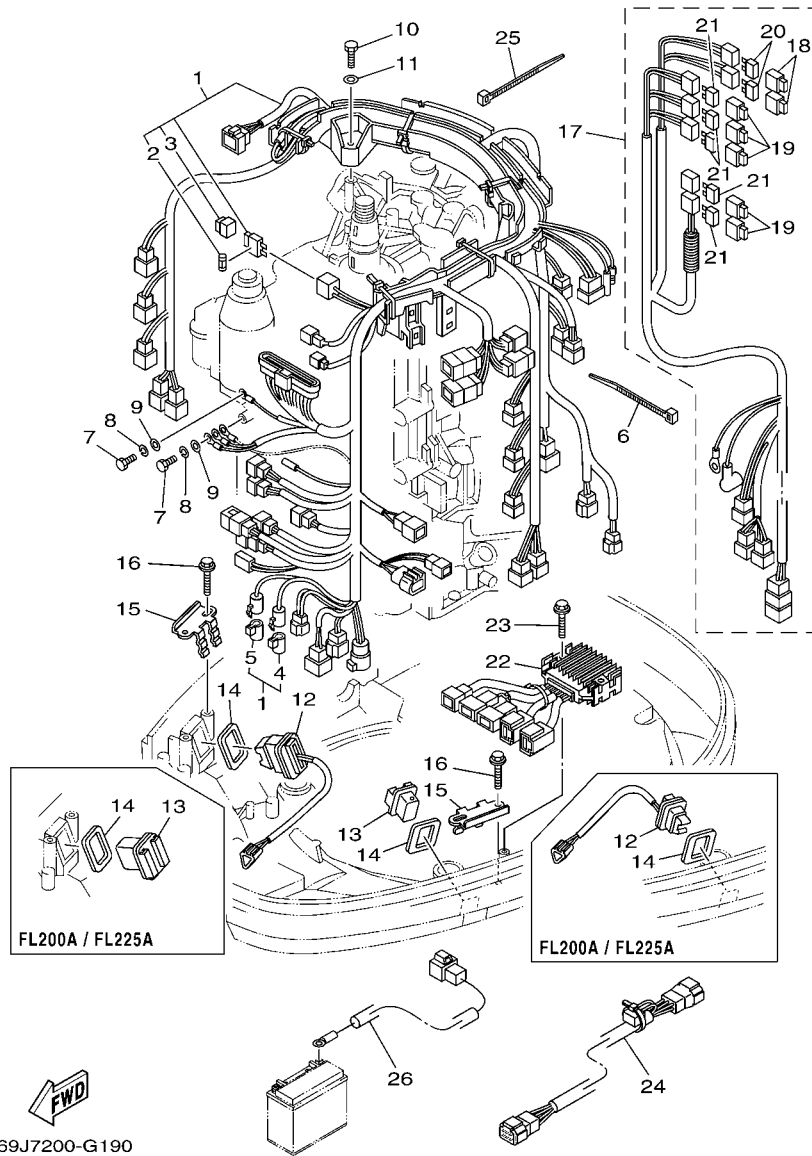


FIG. 18 ELECTRICAL 2

EQUIPO ELECTRICO 2

| REF. NO. | PART NO. CODIGO N° | DESCRIPTION DESCRIPCION | 69J7 | 60L7 | 69K7 | 60M7 | REMARKS OBSERVACIONES |
|----------|--------------------|---|------|------|------|------|-----------------------|
| 26 | 92995-06600 | WASHER ARANDELA | 2 | 2 | 2 | 2 | |
| 27 | 97013-06025 | BOLT PERNO | 2 | 2 | 2 | 2 | |
| 28 | 92903-06600 | WASHER, PLATE RONDANA SENCILLA | 2 | 2 | 2 | 2 | |
| 29 | 69J-81942-00 | COVER CUBIERTA | 1 | 1 | 1 | 1 | |
| 30 | 90169-05M00 | SCREW, TRUSS HEAD TAPPING TORNILLO | 4 | 4 | 4 | 4 | |
| 31 | 90464-07M56 | CLAMP BRIDA | 2 | 2 | 2 | 2 | |
| 32 | 90465-14M66 | CLAMP BRIDA | 6 | 6 | 6 | 6 | |
| 33 | 68V-81950-00 | RELAY ASSY RELE COMPLETO | 1 | 1 | 1 | 1 | |
| 34 | 97780-60625 | SCREW, TAPPING TORNILLO DE CABEZA DE CONO ACH | 1 | 1 | 1 | 1 | |
| 35 | 90464-18004 | CLAMP BRIDA | 1 | 1 | 1 | 1 | |
| 36 | 69J-8366G-01 | BRACKET 3 SOPORTE 3 | 1 | 1 | 1 | 1 | |
| 37 | 90109-06M86 | BOLT PERNO | 1 | 1 | 1 | 1 | |
| 38 | 90465-08049 | CLAMP BRIDA | 1 | 1 | 1 | 1 | |
| 39 | 90462-08024 | CLAMP BRIDA | 1 | 1 | 1 | 1 | |
| 40 | 90464-18004 | CLAMP BRIDA | 1 | 1 | 1 | 1 | |
| 41 | 69J-81919-00 | GRAPHIC, REGULATOR CALCAMONIA DE REGULADOR | 1 | 1 | 1 | 1 | |
| 42 | 97095-08020 | BOLT PERNO | 1 | 1 | 1 | 1 | AP |
| 43 | 92995-08600 | WASHER ARANDELA | 1 | 1 | 1 | 1 | AP |
| 44 | 97095-06014 | BOLT PERNO | 1 | 1 | 1 | 1 | AP |
| 45 | 92995-06600 | WASHER ARANDELA | 1 | 1 | 1 | 1 | AP |
| 46 | 69J-82105-00 | WIRE HARNESS ARNES DE CABLES | 1 | 1 | 1 | 1 | AP |



69J7200-G190

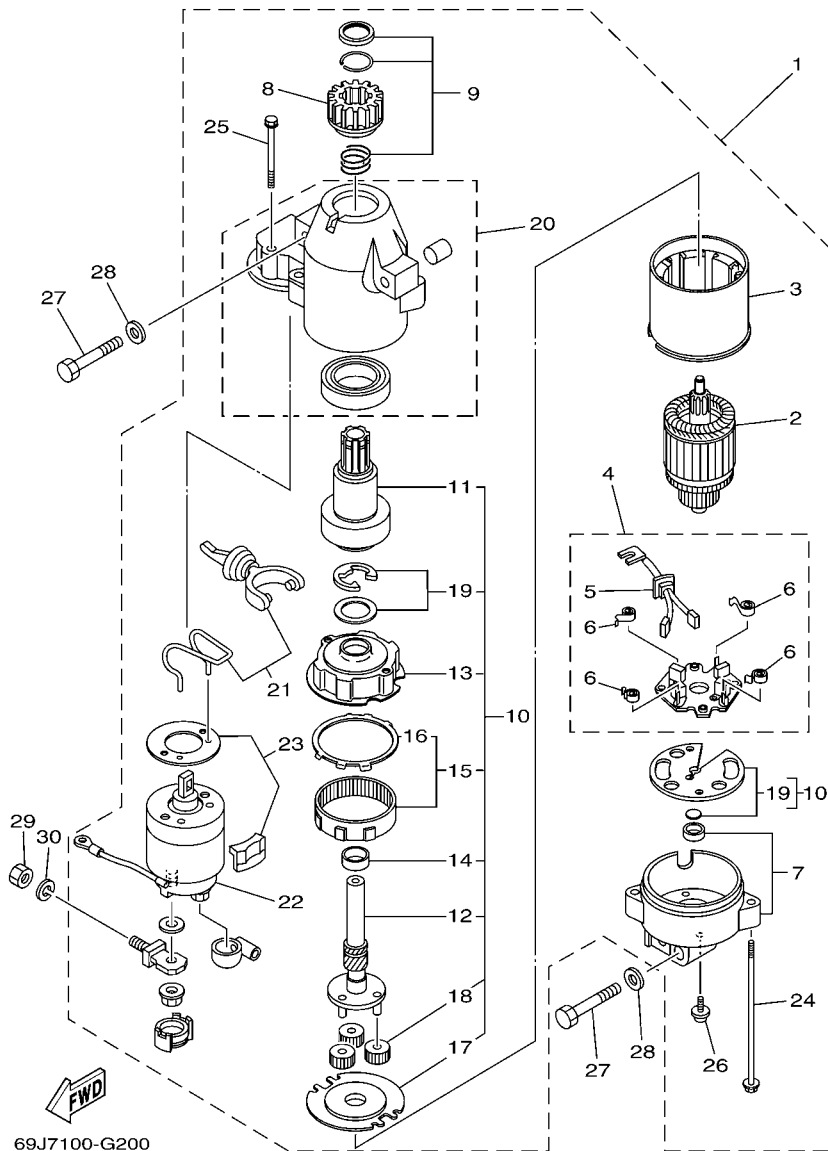
FIG. 19 ELECTRICAL 3

EQUIPO ELECTRICO 3

| REF. NO. | PART NO. CODIGO N° | DESCRIPTION DESCRIPCION | 69J7 | 60L7 | 69K7 | 60M7 | REMARKS OBSERVACIONES |
|----------|--------------------|---|------|------|------|------|-----------------------|
| 1 | 69J-82590-60 | WIRE HARNESS ASSY CONJUNTO DE CABLES | 1 | 1 | 1 | 1 | |
| 2 | 67F-82151-20 | .FUSE (5A) .FUSIBLE (5A) | 2 | 2 | 2 | 2 | |
| 3 | 69J-8215B-00 | .CAP (BROWN) .TAPA (CASTANO) | 1 | 1 | 1 | 1 | |
| 4 | 6P2-82582-00 | .CAP 1 (FEMALE) .TAPA 1 | 1 | 1 | 1 | 1 | |
| 5 | 6P2-82582-10 | .CAP 1 (MALE) .TAPA 1 | 1 | 1 | 1 | 1 | |
| 6 | 90465-14M66 | CLAMP BRIDA | 1 | 1 | 1 | 1 | |
| 7 | 97095-06020 | BOLT PERNO | 2 | 2 | 2 | 2 | |
| 8 | 92995-06100 | WASHER, SPRING ARANDELA | 2 | 2 | 2 | 2 | |
| 9 | 92995-06600 | WASHER ARANDELA | 2 | 2 | 2 | 2 | |
| 10 | 97095-06035 | BOLT PERNO | 3 | 3 | 3 | 3 | |
| 11 | 92995-06600 | WASHER ARANDELA | 3 | 3 | 3 | 3 | |
| 12 | 69J-82563-00 | TRIM & TILT SWITCH ASSY INTERRUPTOR DE INCLINACION | 1 | 1 | 1 | 1 | |
| 13 | 69J-42723-00-8D | COVER, BOTTOM CUBIERTA INFERIOR | 1 | 1 | 1 | 1 | |
| 14 | 69J-82587-00 | GASKET EMPAQUETADURA | 2 | 2 | 2 | 2 | |
| 15 | 69J-83614-10 | BRACKET SOPORTE | 2 | 2 | 2 | 2 | |
| 16 | 90109-06M86 | BOLT PERNO | 4 | 4 | 4 | 4 | |
| 17 | 69J-8259N-11 | WIRE HARNESS ASSY 3 ARNES DE CABLES | 1 | 1 | 1 | 1 | |
| 18 | 67F-8215B-10 | .CAP (YELLOW) .TAPA (AMARILLO) | 2 | 2 | 2 | 2 | |
| 19 | 67F-8215B-20 | .CAP (GREEN) .TAPA (GREEN) | 5 | 5 | 5 | 5 | |
| 20 | 67F-82151-00 | .FUSE (20A) .FUSIBLE (20A) | 4 | 4 | 4 | 4 | |
| 21 | 67F-82151-10 | .FUSE (30A) .FUSIBLE (30A) | 10 | 10 | 10 | 10 | |
| 22 | 69J-83306-01 | DRIVE UNIT ASSY UNIDAD DE PASEO | 1 | 1 | 1 | 1 | |
| 23 | 90109-06M82 | BOLT PERNO | 2 | 2 | 2 | 2 | |
| 24 | 69J-81315-00 | LEAD WIRE ASSY CABLE CONDUCTOR COMPLETO | 1 | 1 | 1 | 1 | |
| 25 | 90465-14M66 | CLAMP BRIDA | 1 | 1 | 1 | 1 | |
| 26 | 69J-81949-01 | WIRE, LEAD (ISOLATOR CABLE) CABLE CONDUCTOR | 1 | 1 | 1 | 1 | AP AP |

FIG. 20 STARTING MOTOR

MOTOR DE ARRANQUE



69J7100-G200

| REF. NO. | PART NO. CODIGO Nº | DESCRIPTION DESCRIPCION | 69J7 | 60L7 | 69K7 | 60M7 | REMARKS OBSERVACIONES |
|----------|--------------------|---|------|------|------|------|-----------------------|
| 1 | 69J-81800-00 | STARTING MOTOR ASSY MOTOR DE ARRANQUE COMPLETO | 1 | 1 | 1 | 1 | |
| 2 | 67F-81850-00 | .ARMATURE ASSY .INDUCIDO COMPLETO | 1 | 1 | 1 | 1 | |
| 3 | 67F-81810-00 | .STATOR ASSY .ESTATOR COMPLETO | 1 | 1 | 1 | 1 | |
| 4 | 69J-81840-00 | .BRUSH HOLDER ASSY .SOSTEN DE ESCOBILLA COMPLETO | 1 | 1 | 1 | 1 | |
| 5 | 69J-81801-00 | ..BRUSH SET ..JUEGO DE ESCOBILLA | 1 | 1 | 1 | 1 | |
| 6 | 67F-81813-00 | ..SPRING, BRUSH ..RESORTE DE ESCOBILLA | 4 | 4 | 4 | 4 | |
| 7 | 68F-81820-00 | .REAR BRACKET ASSY .CUBIERTA TRASERA COMPL | 1 | 1 | 1 | 1 | |
| 8 | 67F-81808-00 | .PINION ASSY .PINON | 1 | 1 | 1 | 1 | |
| 9 | 67F-81857-00 | .PINION STOPPER SET .JUEGO TAPON PINON | 1 | 1 | 1 | 1 | |
| 10 | 67F-81807-00 | .GEAR ASSY, STARTING MOTOR .PINON CONJUNTO | 1 | 1 | 1 | 1 | |
| 11 | 67F-81832-00 | ..CLUTCH, OVER RUN ..PINON COMPL | 1 | 1 | 1 | 1 | |
| 12 | 67F-81836-00 | ..SHAFT, PINION ..ARBOL, PINON | 1 | 1 | 1 | 1 | |
| 13 | 67F-81821-00 | ..BRACKET, CENTER 1 ..SOPORTE, CENTRO 1 | 1 | 1 | 1 | 1 | |
| 14 | 67F-81841-00 | ..BEARING ..PORTADOR | 1 | 1 | 1 | 1 | |
| 15 | 67F-81891-00 | ..GEAR, RING ..ENGRANAJE ANILLO | 1 | 1 | 1 | 1 | |
| 16 | 67F-8183R-00 | ..GASKET ..EMPAQUETADURA | 1 | 1 | 1 | 1 | |
| 17 | 67F-81830-00 | ..BRACKET, CENTER 2 ..SOPORTE, CENTRO 2 | 1 | 1 | 1 | 1 | |
| 18 | 60V-8183T-00 | ..GEAR, IDLER ..ENGRENAJE NEUTRO | 3 | 3 | 3 | 3 | |
| 19 | 67F-81809-00 | ..WASHER KIT ..JUEGO DE ARANDELA | 1 | 1 | 1 | 1 | |
| 20 | 69J-81842-00 | .COVER .TAPA | 1 | 1 | 1 | 1 | |
| 21 | 69J-81839-00 | .LEVER ASSY .PALANCA COMPL. | 1 | 1 | 1 | 1 | |
| 22 | 69J-81941-00 | .STARTER RELAY ASSY .RELE DE ARRANQUE | 1 | 1 | 1 | 1 | |
| 23 | 69J-81869-00 | .COVER, DUST .CUBIERTA PARA POLVO | 1 | 1 | 1 | 1 | |
| 24 | 6K7-81826-11 | .BOLT .PERNO | 2 | 2 | 2 | 2 | |
| 25 | 69J-81828-00 | .BOLT 2 .TORNILLO DE EMPUJE 2 | 2 | 2 | 2 | 2 | |
| 26 | 67F-81846-00 | .SCREW .TORNILLO | 2 | 2 | 2 | 2 | |
| 27 | 97013-08045 | BOLT PERNO | 3 | 3 | 3 | 3 | |

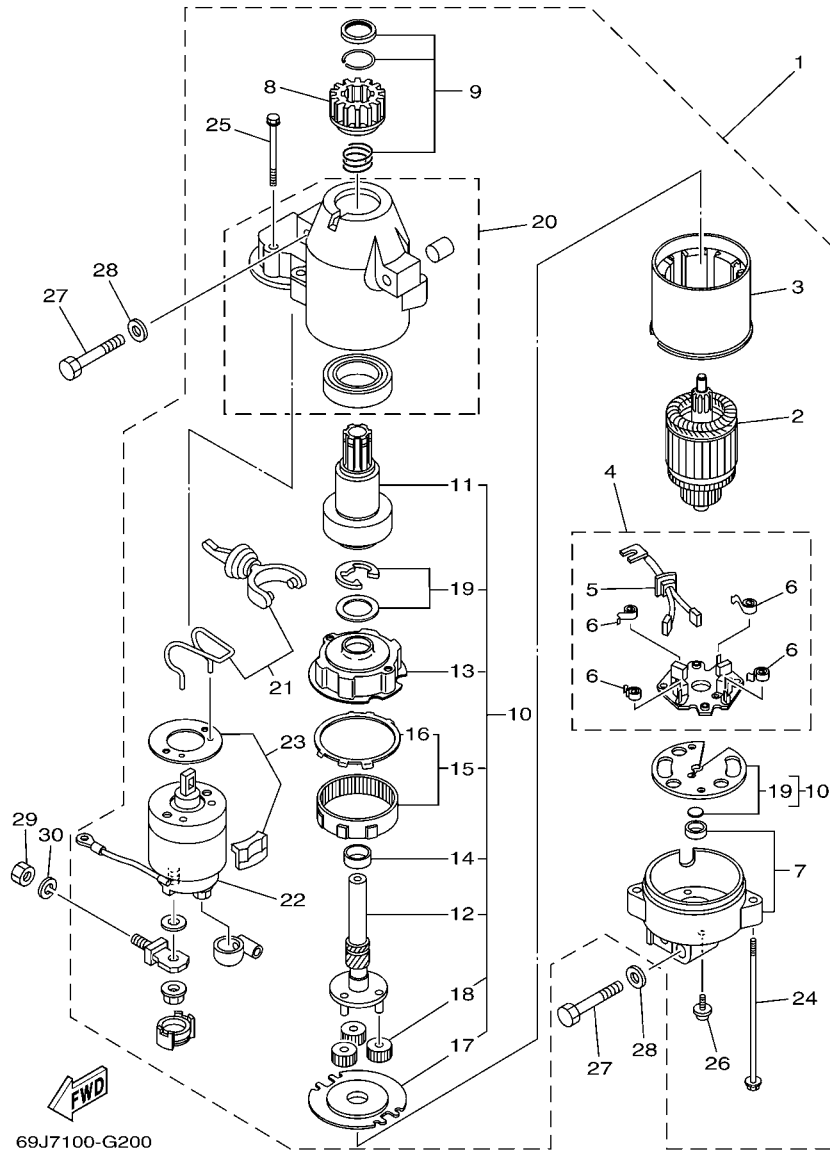


FIG. 20 STARTING MOTOR

MOTOR DE ARRANQUE

| REF. NO. | PART NO. CODIGO Nº | DESCRIPTION DESCRIPCION | 69J7 | 60L7 | 69K7 | 60M7 | REMARKS OBSERVACIONES |
|----------|--------------------|------------------------------------|------|------|------|------|-----------------------|
| 28 | 92903-08600 | WASHER, PLATE RONDANA SENCILLA | 3 | 3 | 3 | 3 | |
| 29 | 95333-08600 | NUT TUERCA | 1 | 1 | 1 | 1 | |
| 30 | 92903-08100 | WASHER, SPRING RONDANA SENCILLA | 1 | 1 | 1 | 1 | |
| | | | | | | | |
| | | | | | | | |
| | | | | | | | |
| | | | | | | | |
| | | | | | | | |
| | | | | | | | |
| | | | | | | | |
| | | | | | | | |
| | | | | | | | |
| | | | | | | | |
| | | | | | | | |
| | | | | | | | |
| | | | | | | | |
| | | | | | | | |
| | | | | | | | |
| | | | | | | | |
| | | | | | | | |
| | | | | | | | |
| | | | | | | | |
| | | | | | | | |

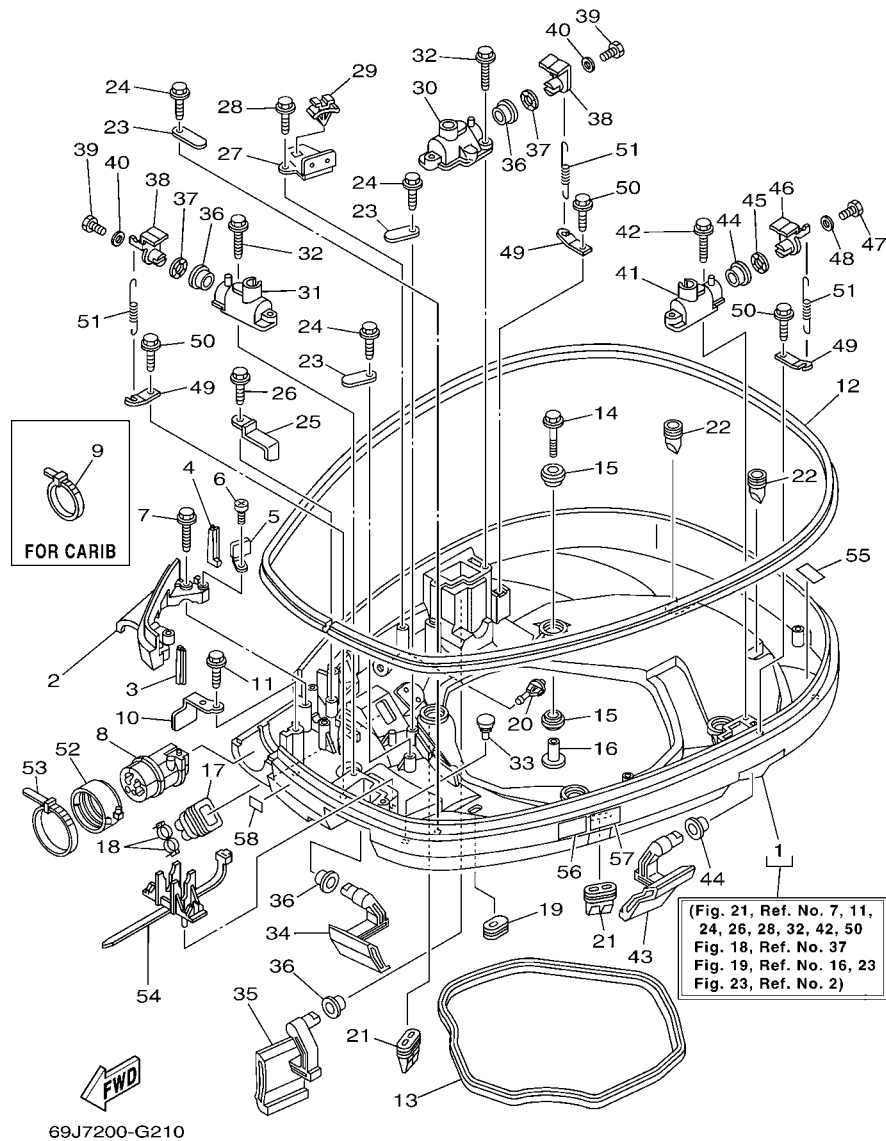


FIG. 21 BOTTOM COWLING 1

CUBIERTA INFERIOR 1

| REF. NO. | PART NO. CODIGO Nº | DESCRIPTION DESCRIPCION | 69J7 | 60L7 | 69K7 | 60M7 | REMARKS OBSERVACIONES |
|----------|--------------------|--|------|------|------|------|-----------------------|
| 1 | 69J-42710-02-8D | BOTTOM COWLING ASSY CUBIERTA INFERIOR COMPL. | 1 | 1 | 1 | 1 | |
| 2 | 69J-42738-02-5B | PLATE, FITTING PLACA DE AJUSTE | 1 | 1 | 1 | 1 | |
| 3 | 6P2-42717-00 | RUBBER, SEAL 2 GOMA | 1 | 1 | 1 | 1 | |
| 4 | 6P2-42718-00 | RUBBER, SEAL 3 GOMA | 1 | 1 | 1 | 1 | |
| 5 | 69J-42744-11 | STAY SOPORTE | 1 | 1 | 1 | 1 | |
| 6 | 97885-06010 | SCREW, PAN HEAD TORNILLO A MUESCA | 1 | 1 | 1 | 1 | |
| 7 | 90109-06M82 | BOLT PERNO | 2 | 2 | 2 | 2 | |
| 8 | 69J-42725-01 | GROMMET TAPON | 1 | 1 | 1 | 1 | |
| 9 | 90465-13M30 | CLAMP BRIDA | 1 | 1 | 1 | 1 | FOR CAR FOR CAR |
| 10 | 64D-42738-10-5B | PLATE, FITTING PLACA DE AJUSTE | 1 | 1 | 1 | 1 | |
| 11 | 90109-06M82 | BOLT PERNO | 1 | 1 | 1 | 1 | |
| 12 | 6P2-42615-00 | SEAL SELLO | 1 | 1 | 1 | 1 | |
| 13 | 69J-42716-00 | RUBBER, SEAL 1 SELLO DE GOMA 1 | 1 | 1 | 1 | 1 | |
| 14 | 90119-08M22 | BOLT, WITH WASHER TORNILLO CON ARANDELA | 4 | 4 | 4 | 4 | |
| 15 | 90480-22M81 | GROMMET TAPON | 8 | 8 | 8 | 8 | |
| 16 | 90387-08M37 | COLLAR ESPACIADOR | 4 | 4 | 4 | 4 | |
| 17 | 6H1-42726-21 | GROMMET TAPON | 1 | 1 | 1 | 1 | |
| 18 | 90465-11M10 | CLAMP BRIDA | 2 | 2 | 2 | 2 | |
| 19 | 61A-42727-00 | GROMMET TAPON | 1 | 1 | 1 | 1 | |
| 20 | 6P2-44391-00 | NIPPLE, HOSE NIPLE MANGUERA | 1 | 1 | 1 | 1 | |
| 21 | 69J-42717-00 | RUBBER, SEAL 2 GOMA | 2 | 2 | 2 | 2 | |
| 22 | 61A-42717-00 | RUBBER, SEAL 2 GOMA | 2 | 2 | 2 | 2 | |
| 23 | 6E5-82588-00 | PLATE PLACA | 3 | 3 | 3 | 3 | |
| 24 | 90109-06M81 | BOLT PERNO | 3 | 3 | 3 | 3 | |
| 25 | 90462-20001 | CLAMP BRIDA | 1 | 1 | 1 | 1 | |
| 26 | 90109-06M86 | BOLT PERNO | 1 | 1 | 1 | 1 | |
| 27 | 69J-82554-01 | STAY, NEUTRAL SWITCH SOPORTE INTERRUPTOR DE NEUTRAL | 1 | 1 | 1 | 1 | |

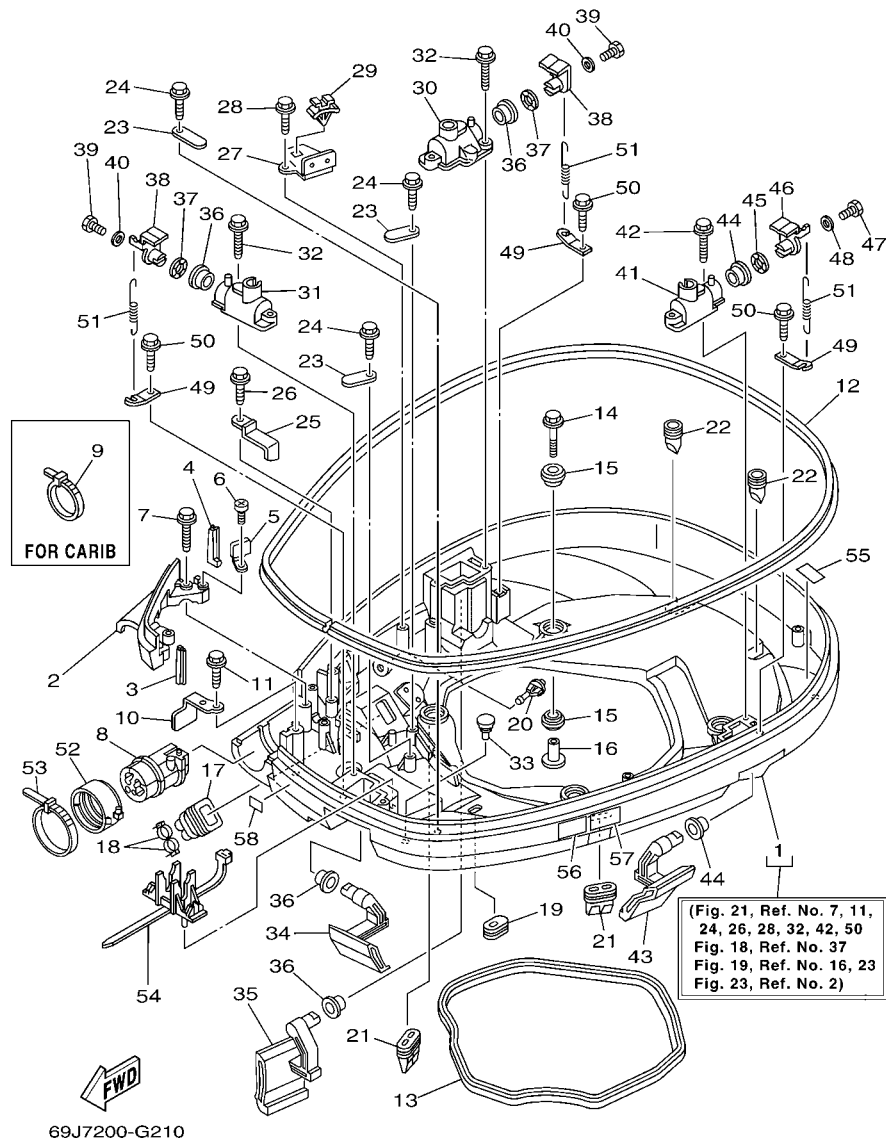


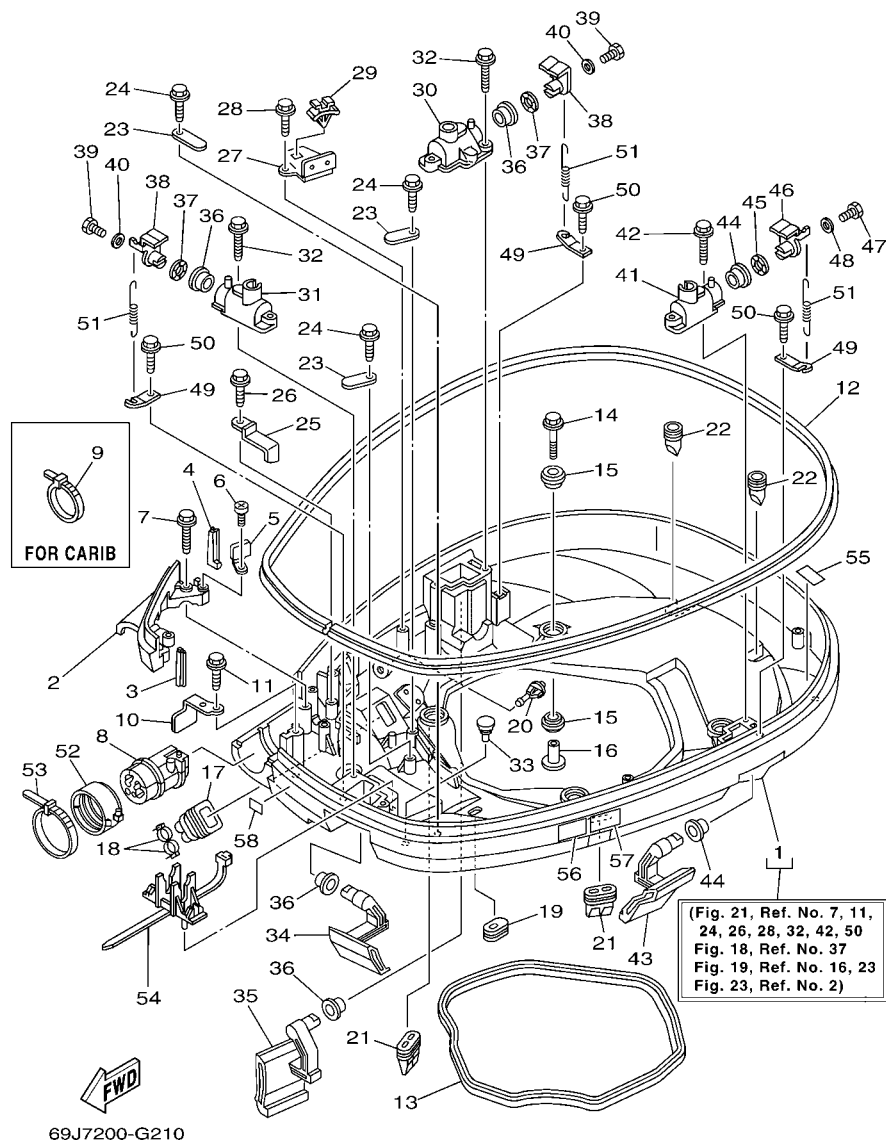
FIG. 21 BOTTOM COWLING 1

CUBIERTA INFERIOR 1

| REF. NO. | PART NO. CODIGO Nº | DESCRIPTION DESCRIPCION | 69J7 | 60L7 | 69K7 | 60M7 | REMARKS OBSERVACIONES |
|----------|--------------------|------------------------------------|------|------|------|------|-----------------------|
| 28 | 90109-06M86 | BOLT PERNO | 1 | 1 | 1 | 1 | |
| 29 | 90464-09M47 | CLAMP BRIDA | 1 | 1 | 1 | 1 | |
| 30 | 68F-42828-03-94 | PLATE, CLAMP PLACA, GRAMPA | 1 | 1 | 1 | 1 | |
| 31 | 69J-42828-02-94 | PLATE, CLAMP PLACA, GRAMPA | 1 | 1 | 1 | 1 | |
| 32 | 90109-06M82 | BOLT PERNO | 4 | 4 | 4 | 4 | |
| 33 | 6H4-42748-00 | GROMMET TAPON | 2 | 2 | 2 | 2 | |
| 34 | 69J-42815-00-8D | LEVER, CLAMP PALANCA ABRAZADERA | 1 | 1 | 1 | 1 | |
| 35 | 69J-42817-00-8D | LEVER, CLAMP PALANCA ABRAZADERA | 1 | 1 | 1 | 1 | |
| 36 | 90386-15M73 | BUSH BUJE | 4 | 4 | 4 | 4 | |
| 37 | 90206-15M18 | WASHER, WAVE ARANDELA ONDULADA | 2 | 2 | 2 | 2 | |
| 38 | 68F-42818-01 | LEVER, CLAMP PALANCA, ABRAZADERA | 2 | 2 | 2 | 2 | |
| 39 | 97095-06020 | BOLT PERNO | 2 | 2 | 2 | 2 | |
| 40 | 90201-06068 | WASHER, PLATE ARANDELA PLANA | 2 | 2 | 2 | 2 | |
| 41 | 69J-42828-10-94 | PLATE, CLAMP PLACA, GRAMPA | 1 | 1 | 1 | 1 | |
| 42 | 90109-06M82 | BOLT PERNO | 2 | 2 | 2 | 2 | |
| 43 | 69J-42816-00-8D | LEVER, CLAMP PALANCA ABRAZADERA | 1 | 1 | 1 | 1 | |
| 44 | 90386-15M73 | BUSH BUJE | 2 | 2 | 2 | 2 | |
| 45 | 90206-15M18 | WASHER, WAVE ARANDELA ONDULADA | 1 | 1 | 1 | 1 | |
| 46 | 6D8-42818-00 | LEVER, CLAMP PALANCA, ABRAZADERA | 1 | 1 | 1 | 1 | |
| 47 | 97095-06020 | BOLT PERNO | 1 | 1 | 1 | 1 | |
| 48 | 90201-06068 | WASHER, PLATE ARANDELA PLANA | 1 | 1 | 1 | 1 | |
| 49 | 64D-43144-00 | HOOK, SPRING GANCHO | 3 | 3 | 3 | 3 | |
| 50 | 90109-06M86 | BOLT PERNO | 3 | 3 | 3 | 3 | |
| 51 | 90506-16M34 | SPRING, TENSION RESORTE DE TENSION | 3 | 3 | 3 | 3 | |
| 52 | 68F-42753-00 | FASTNER TIRADOR | 1 | 1 | 1 | | AP FOR BRA,CHN |
| 53 | 90464-20258 | CLAMP BRIDA | 1 | 1 | 1 | | AP FOR BRA,CHN |
| 54 | 68V-82594-00 | CLAMP GRAMPA | 1 | 1 | 1 | 1 | AP FOR BRA,CHN |

FIG. 21 BOTTOM COWLING 1

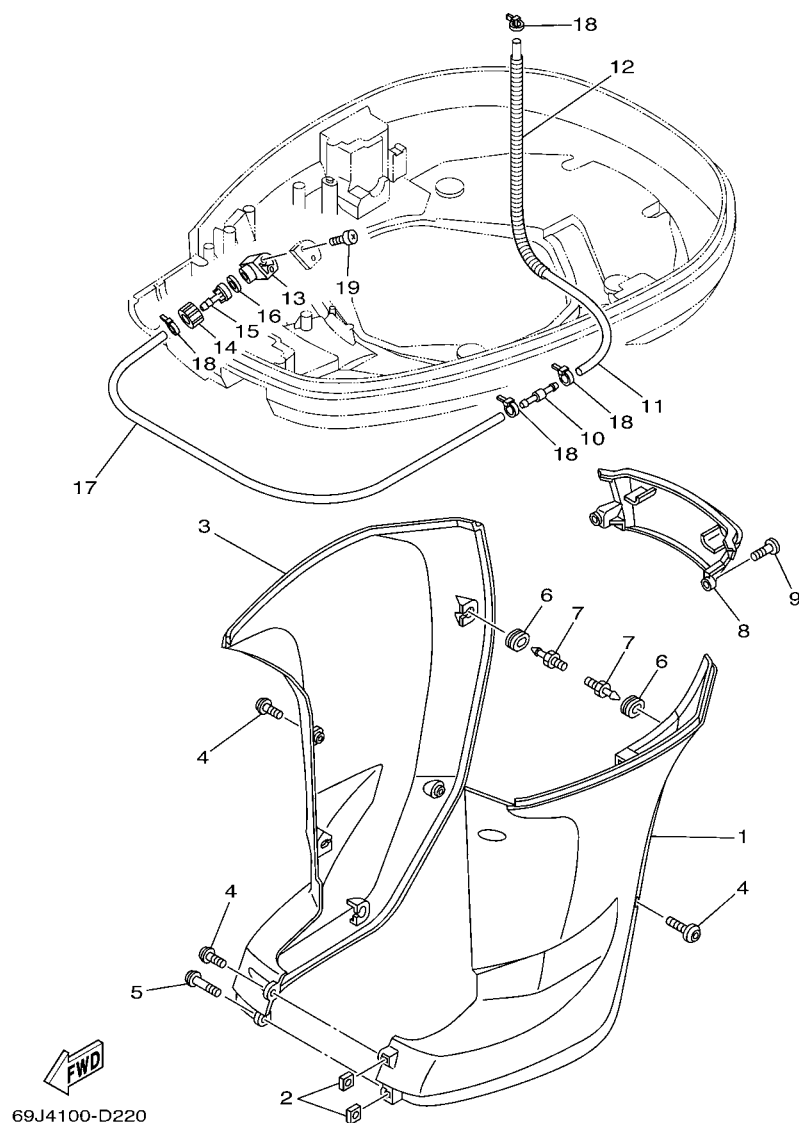
CUBIERTA INFERIOR 1



| REF. NO. | PART NO. CODIGO Nº | DESCRIPTION DESCRIPCION | 69J7 | 60L7 | 69K7 | 60M7 | REMARKS OBSERVACIONES |
|----------|--------------------|---|------|------|------|------|------------------------------|
| 55 | 67F-82377-00 | LABEL ETIQUETA | 1 | 1 | 1 | 1 | |
| 56 | 6AH-42794-40 | LABEL, WARNING (GENERAL) ETIQUETA DE PRECAUCION | 1 | 1 | 1 | 1 | |
| 57 | 6AH-42794-50 | LABEL, WARNING (GENERAL) ETIQUETA DE PRECAUCION | 1 | 1 | 1 | 1 | FOR CAR, BRA FOR CAR, BRA |
| 58 | 6AH-81996-00 | MARK MARCA | 1 | 1 | 1 | 1 | |
| ----- | | | | | | | |
| ----- | | | | | | | |
| ----- | | | | | | | |
| ----- | | | | | | | |
| ----- | | | | | | | |
| ----- | | | | | | | |
| ----- | | | | | | | |
| ----- | | | | | | | |
| ----- | | | | | | | |
| ----- | | | | | | | |

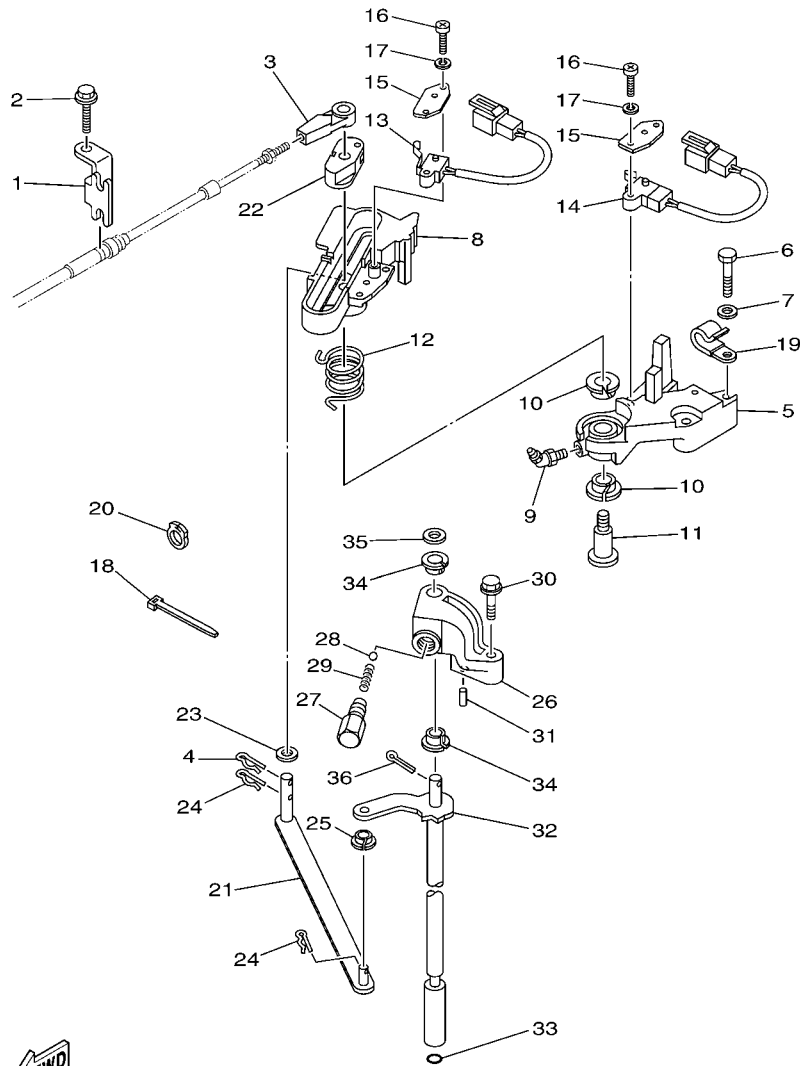
FIG. 22 BOTTOM COWLING 2

CUBIERTA INFERIOR 2



69J4100-D220

| REF. NO. | PART NO. CODIGO Nº | DESCRIPTION DESCRIPCION | 69J7 | 60L7 | 69K7 | 60M7 | REMARKS OBSERVACIONES |
|----------|--------------------|--|------|------|------|------|-----------------------|
| 1 | 69J-42741-00-8D | APRON MANDIL | 1 | 1 | 1 | 1 | |
| 2 | 90173-06001 | NUT, SQUARE TUERCA CUADRADA | 2 | 2 | 2 | 2 | |
| 3 | 69J-42771-00-8D | APRON MANDIL | 1 | 1 | 1 | 1 | |
| 4 | 90111-06025 | BOLT,HEX. SOCKET BUTTON TORNILLO | 5 | 5 | 5 | 5 | |
| 5 | 90111-06026 | BOLT,HEX. SOCKET BUTTON TORNILLO | 1 | 1 | 1 | 1 | |
| 6 | 90480-14M17 | GROMMET TAPON | 6 | 6 | 6 | 6 | |
| 7 | 69J-42774-00 | STAY, APRON 1 BUJEDEL PIVOTE DE LA FLECHA | 6 | 6 | 6 | 6 | |
| 8 | 69J-45151-00-8D | COVER, UPPER CASING CUBIERTA FUNDA SUPERIOR | 1 | 1 | 1 | 1 | |
| 9 | 90111-06025 | BOLT,HEX. SOCKET BUTTON TORNILLO | 2 | 2 | 2 | 2 | |
| 10 | 6E5-24379-00 | PIPE, JOINT 4 TUBO DE UNION 4 | 1 | 1 | 1 | 1 | |
| 11 | 90445-11012 | HOSE (L600) TUBO (L600) | 1 | 1 | 1 | 1 | |
| 12 | 90447-13009 | TUBE TUBO | 1 | 1 | 1 | 1 | |
| 13 | 68T-12572-00 | ADAPTER ADAPTADOR | 1 | 1 | 1 | 1 | |
| 14 | 6R3-12581-00 | JOINT, HOSE 1 CONEXION | 1 | 1 | 1 | 1 | |
| 15 | 6R3-12582-00 | JOINT, HOSE 2 CONEXION | 1 | 1 | 1 | 1 | |
| 16 | 6R3-12583-00 | GASKET, HOSE JOINT EMPAQUETADURA JUNTA DE MANGUE | 1 | 1 | 1 | 1 | |
| 17 | 90445-11028 | HOSE (L1050) TUBO (L1050) | 1 | 1 | 1 | 1 | |
| 18 | 90465-11M10 | CLAMP BRIDA | 4 | 4 | 4 | 4 | |
| 19 | 97780-60520 | SCREW, TAPPING TORNILLO DE CABEZA DE CONO ACH | 2 | 2 | 2 | 2 | |

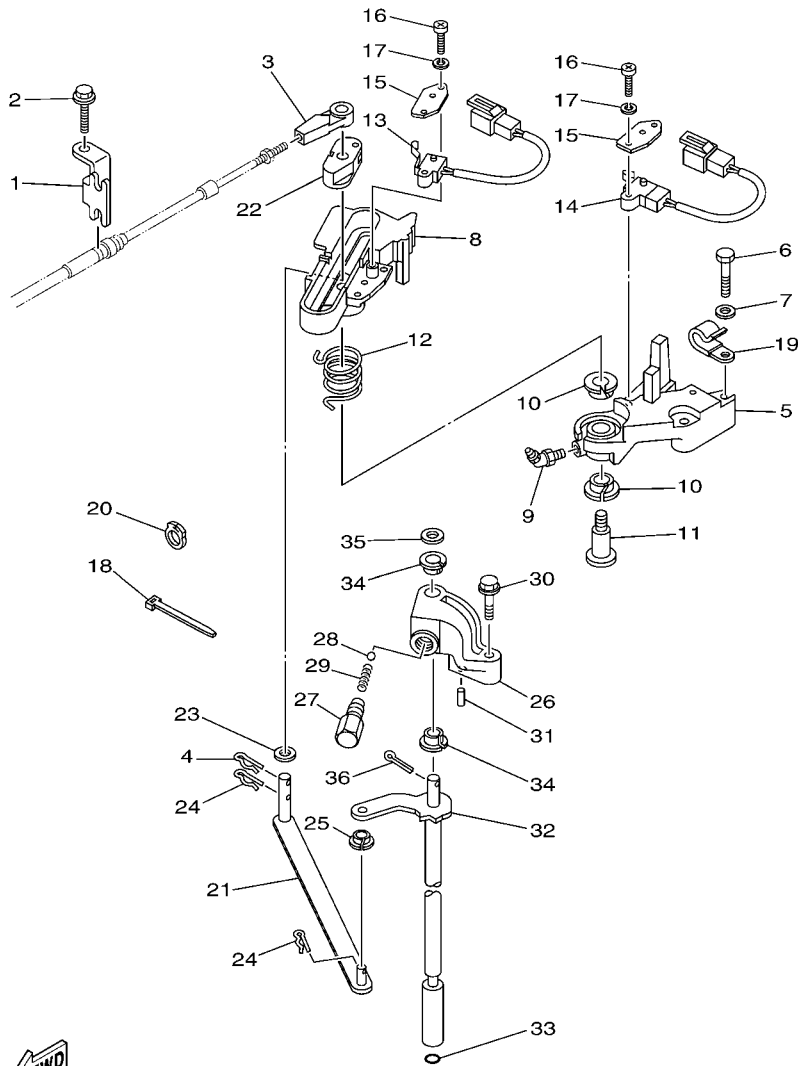


69J7100-G230

FIG. 23 CONTROL 1

CONTROL 1

| REF. NO. | PART NO. CODIGO Nº | DESCRIPTION DESCRIPCION | 69J7 | 60L7 | 69K7 | 60M7 | REMARKS OBSERVACIONES |
|----------|--------------------|--|------|------|------|------|-----------------------|
| 1 | 69J-48531-00 | BRACKET, REMOTE CONTROL 1 SOPORTE DE CONTROL REMOTO | 1 | 1 | 1 | 1 | |
| 2 | 90109-06M86 | BOLT PERNO | 1 | 1 | 1 | 1 | |
| 3 | 6E5-48344-00 | CABLE END, REMOTE CONTROL BASE CONTROL | 1 | 1 | 1 | 1 | |
| 4 | 90468-18008 | CLIP PRESILLA | 1 | 1 | 1 | 1 | |
| 5 | 69J-44117-00-1S | BRACKET SOPORTE | 1 | 1 | 1 | 1 | |
| 6 | 97095-06035 | BOLT PERNO | 2 | 2 | 2 | 2 | |
| 7 | 92995-06600 | WASHER ARANDELA | 2 | 2 | 2 | 2 | |
| 8 | 69J-44176-01-1S | BRACKET SOPORTE | 1 | 1 | 1 | 1 | |
| 9 | 93700-06M01 | NIPPLE, GREASE BOQUILLA DE ENGRASAR | 1 | 1 | 1 | 1 | |
| 10 | 90386-12069 | BUSH BUJE | 2 | 2 | 2 | 2 | |
| 11 | 90109-08019 | BOLT PERNO | 1 | 1 | 1 | 1 | |
| 12 | 90508-20020 | SPRING, TORSION RESORTE DE TORSION | 1 | 1 | 1 | 1 | |
| 13 | 60V-8259F-00 | SWITCH ASSY INTERRUPTOR | 1 | 1 | 1 | 1 | |
| 14 | 69J-8259F-00 | SWITCH ASSY INTERRUPTOR | 1 | 1 | 1 | 1 | |
| 15 | 61A-82588-01 | PLATE PLACA | 2 | 2 | 2 | 2 | |
| 16 | 97885-04016 | SCREW, PAN HEAD TORNILLO A MUESCA | 4 | 4 | 4 | 4 | |
| 17 | 92995-04100 | WASHER ARANDELA | 4 | 4 | 4 | 4 | |
| 18 | 90465-11M10 | CLAMP BRIDA | 1 | 1 | 1 | 1 | |
| 19 | 90465-06M86 | CLAMP BRIDA | 1 | 1 | 1 | 1 | |
| 20 | 90464-09010 | CLAMP BRIDA | 1 | 1 | 1 | 1 | |
| 21 | 6P2-44121-00 | LEVER, SHIFT ROD PALANCA VARILLA CAMBIOS | 1 | 1 | 1 | 1 | |
| 22 | 69J-44122-00 | BUSHING, SHIFT ROD LEVER BUJE PALANCA VARILLA DE CAMBIO | 1 | 1 | 1 | 1 | |
| 23 | 90202-08M20 | WASHER, PLATE ARANDELA DE PLANA | 1 | 1 | 1 | 1 | |
| 24 | 90468-18008 | CLIP PRESILLA | 2 | 2 | 2 | 2 | |
| 25 | 90386-06M12 | BUSH BUJE | 1 | 1 | 1 | 1 | |
| 26 | 69J-44118-00 | BRACKET SOPORTE | 1 | 1 | 1 | 1 | |
| 27 | 648-42715-00 | BUSHING BUJE | 1 | 1 | 1 | 1 | |



69J7100-G230

FIG. 23 CONTROL 1

CONTROL 1

| REF. NO. | PART NO. CODIGO N° | DESCRIPTION DESCRIPCION | 69J7 | 60L7 | 69K7 | 60M7 | REMARKS OBSERVACIONES |
|----------|--------------------|--|------|------|------|------|-----------------------|
| 28 | 93501-04M02 | BALL BOLA | 1 | 1 | 1 | 1 | |
| 29 | 90501-12082 | SPRING, COMPRESSION RESORTE DE COMPRESION | 1 | 1 | 1 | 1 | |
| 30 | 97575-06535 | BOLT, WITH WASHER PERNO CON ARANDELA | 1 | 1 | 1 | 1 | |
| 31 | 91690-30010 | PIN, SPRING PASADOR DE RESORTE | 1 | 1 | 1 | 1 | |
| 32 | 69J-44120-00 | HANDLE GEAR SHIFT ASSY MANIJA DE CAMBIO COMPL | 1 | 1 | 1 | 1 | X(25.3") X(25.3") |
| 33 | 93210-09165 | O-RING ANILLO O | 1 | 1 | 1 | 1 | |
| 34 | 90386-90M90 | BUSH BUJE | 2 | 2 | 2 | 2 | |
| 35 | 90201-09M02 | WASHER, PLATE ARANDELA PLANA | 1 | 1 | 1 | 1 | |
| 36 | 91490-20015 | PIN, COTTER CHAVETA | 1 | 1 | 1 | 1 | |
| <hr/> | | | | | | | |
| <hr/> | | | | | | | |
| <hr/> | | | | | | | |
| <hr/> | | | | | | | |
| <hr/> | | | | | | | |
| <hr/> | | | | | | | |
| <hr/> | | | | | | | |
| <hr/> | | | | | | | |
| <hr/> | | | | | | | |
| <hr/> | | | | | | | |
| <hr/> | | | | | | | |
| <hr/> | | | | | | | |

FWD
69J6300-F240

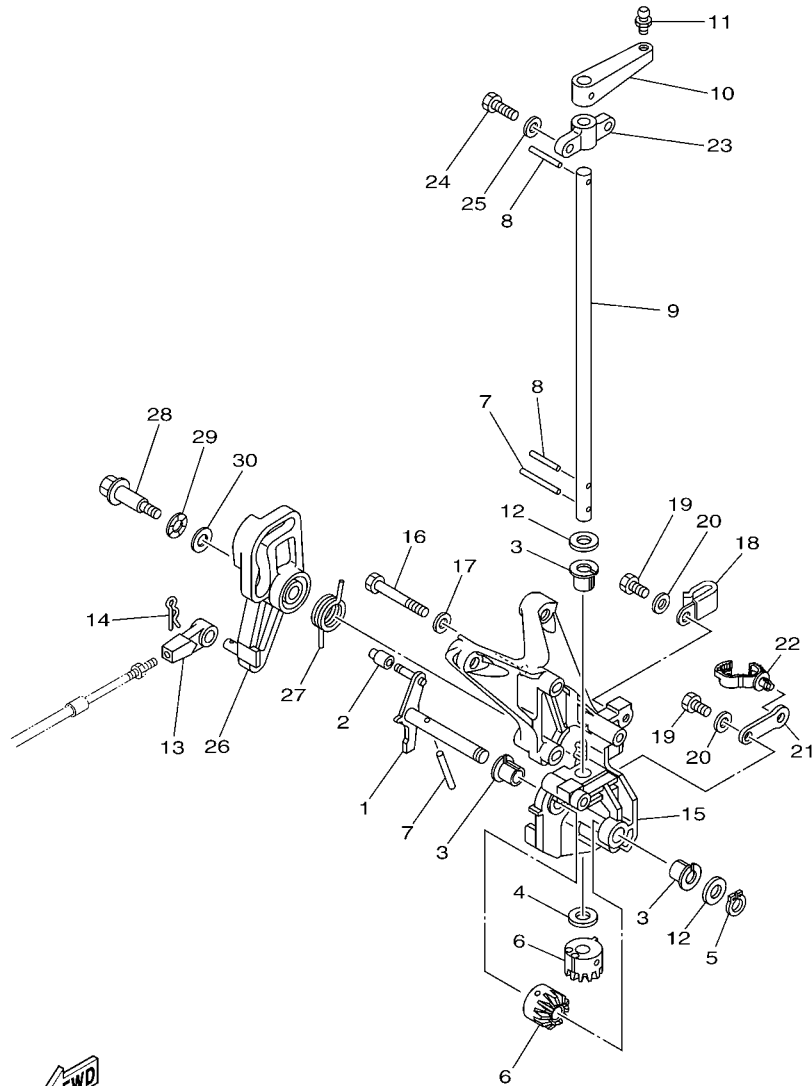


FIG. 24 CONTROL 2

CONTROL 2

| REF. NO. | PART NO. CODIGO Nº | DESCRIPTION DESCRIPCION | 69J7 | 60L7 | 69K7 | 60M7 | REMARKS OBSERVACIONES |
|----------|--------------------|---|------|------|------|------|-----------------------|
| 1 | 69J-42154-00 | LEVER, THROTTLE CONTROL PALANCA CONTROL ACELERADOR | 1 | 1 | 1 | 1 | |
| 2 | 68V-42171-00 | BUSHING BUJE | 1 | 1 | 1 | 1 | |
| 3 | 90386-10001 | BUSH BUJE | 3 | 3 | 3 | 3 | |
| 4 | 90202-10002 | WASHER, PLATE ARANDELA DE PLANA | 1 | 1 | 1 | 1 | |
| 5 | 93410-10082 | CIRCLIP SEGURO | 1 | 1 | 1 | 1 | |
| 6 | 69J-42152-00-94 | GEAR ENGRANE | 2 | 2 | 2 | 2 | |
| 7 | 91690-30025 | PIN, SPRING PASADOR DE RESORTE | 2 | 2 | 2 | 2 | |
| 8 | 91690-30018 | PIN, SPRING PASADOR DE RESORTE | 2 | 2 | 2 | 2 | |
| 9 | 69J-42153-00 | SHAFT, THROTTLE CONTROL EJE CONTROL DEL ACELERADOR | 1 | 1 | 1 | 1 | |
| 10 | 69J-41632-00-94 | LEVER, MAGNETO CONTROL PALANCA DE CONTROL DE MAGNETO | 1 | 1 | 1 | 1 | |
| 11 | 663-85518-00 | JOINT, BALL CONECTOR | 1 | 1 | 1 | 1 | |
| 12 | 90201-10M02 | WASHER, PLATE ARANDELA PLANA | 2 | 2 | 2 | 2 | |
| 13 | 6E5-48344-00 | CABLE END, REMOTE CONTROL BASE CONTROL | 1 | 1 | 1 | 1 | |
| 14 | 90468-18008 | CLIP PRESILLA | 1 | 1 | 1 | 1 | |
| 15 | 69J-41661-00-94 | BRACKET 1 SOPORTE 1 | 1 | 1 | 1 | 1 | |
| 16 | 97095-06045 | BOLT PERNO | 5 | 5 | 5 | 5 | |
| 17 | 92995-06600 | WASHER ARANDELA | 5 | 5 | 5 | 5 | |
| 18 | 90465-06M86 | CLAMP BRIDA | 1 | 1 | 1 | 1 | |
| 19 | 97095-06014 | BOLT PERNO | 2 | 2 | 2 | 2 | |
| 20 | 92995-06600 | WASHER ARANDELA | 2 | 2 | 2 | 2 | |
| 21 | 69J-82581-00 | STAY, CORD CLAMP SOPORTE DE GRAMPA DE CABLE | 1 | 1 | 1 | 1 | |
| 22 | 90464-13249 | CLAMP BRIDA | 1 | 1 | 1 | 1 | |
| 23 | 676-41662-00 | BRACKET 2 SOPORTE 2 | 1 | 1 | 1 | 1 | |
| 24 | 97095-06020 | BOLT PERNO | 2 | 2 | 2 | 2 | |
| 25 | 92995-06600 | WASHER ARANDELA | 2 | 2 | 2 | 2 | |
| 26 | 69J-41213-02 | CAM, ACCEL. LEVA ACELERADOR | 1 | 1 | 1 | 1 | |
| 27 | 69J-44135-00 | SPRING RESORTE | 1 | 1 | 1 | 1 | |

FWD
69J6300-F240

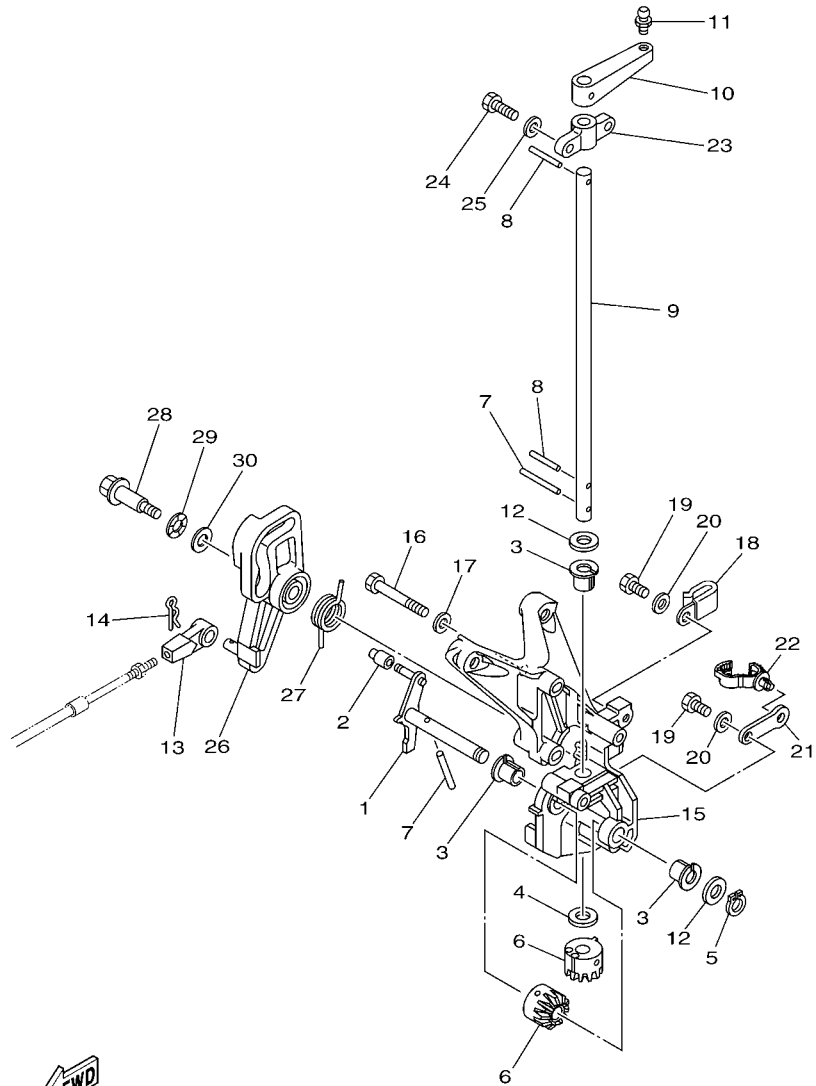


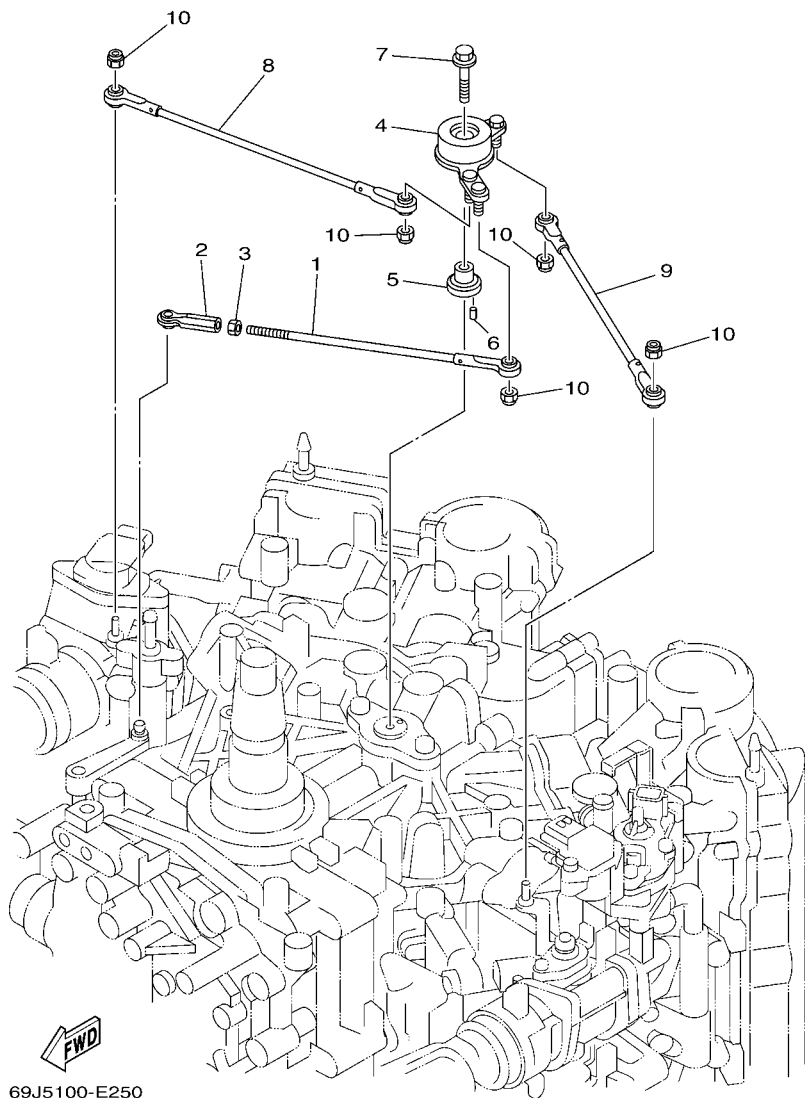
FIG. 24 CONTROL 2

CONTROL 2

| REF. NO. | PART NO. CODIGO Nº | DESCRIPTION DESCRIPCION | 69J7 | 60L7 | 69K7 | 60M7 | REMARKS OBSERVACIONES |
|----------|--------------------|-----------------------------------|------|------|------|------|-----------------------|
| 28 | 90109-06040 | BOLT PERNO | 1 | 1 | 1 | 1 | |
| 29 | 90206-10M04 | WASHER, WAVE ARANDELA ONDULADA | 1 | 1 | 1 | 1 | |
| 30 | 90201-10M02 | WASHER, PLATE ARANDELA PLANA | 1 | 1 | 1 | 1 | |
| ----- | | | | | | | |
| ----- | | | | | | | |
| ----- | | | | | | | |
| ----- | | | | | | | |
| ----- | | | | | | | |
| ----- | | | | | | | |
| ----- | | | | | | | |
| ----- | | | | | | | |
| ----- | | | | | | | |

FIG. 25 CONTROL 3

CONTROL 3



69J5100-E250

| REF. NO. | PART NO. CODIGO Nº | DESCRIPTION DESCRIPCION | 69J7 | 60L7 | 69K7 | 60M7 | REMARKS OBSERVACIONES |
|----------|--------------------|--|------|------|------|------|-----------------------|
| 1 | 69J-41241-01 | ROD, LINK VARILLA | 1 | 1 | 1 | 1 | |
| 2 | 682-41237-00 | JOINT, LINK CONECTOR | 1 | 1 | 1 | 1 | |
| 3 | 95380-05600 | NUT TUERCA | 1 | 1 | 1 | 1 | |
| 4 | 69J-41210-00 | ACCEL. ARM ASSY BRAZO | 1 | 1 | 1 | 1 | |
| 5 | 69J-41635-00 | SHAFT, LINK CONNECTING EJE_ESLABON CONECTOR | 1 | 1 | 1 | 1 | |
| 6 | 91690-30008 | PIN, SPRING PASADOR DE RESORTE | 1 | 1 | 1 | 1 | |
| 7 | 90119-06M65 | BOLT, WITH WASHER TORNILLO CON ARANDELA | 1 | 1 | 1 | 1 | |
| 8 | 69J-41211-01 | LINK, ACCEL. ESLABON, ACELERADOR | 1 | 1 | 1 | 1 | |
| 9 | 69J-41636-01 | ROD, MAGNETO CONTROL VARILLA DE CONTROL MAGNETO | 1 | 1 | 1 | 1 | |
| 10 | 95680-05100 | NUT, U TUERCA U | 5 | 5 | 5 | 5 | |

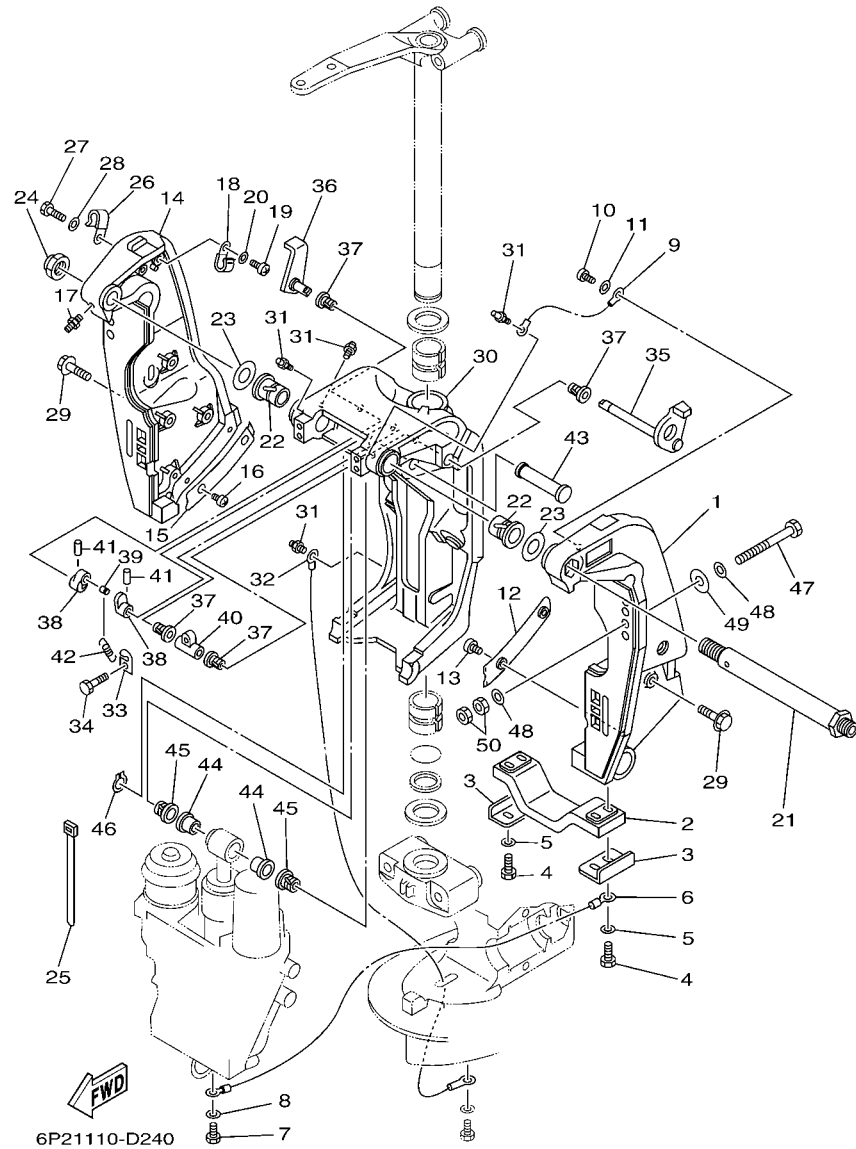


FIG. 26 BRACKET 1

SOPORTE 1

| REF. NO. | PART NO. CODIGO Nº | DESCRIPTION DESCRIPCION | 69J7 | 60L7 | 69K7 | 60M7 | REMARKS OBSERVACIONES |
|----------|--------------------|---|------|------|------|------|-----------------------|
| 1 | 69J-43111-01-8D | BRACKET, CLAMP 1 SOPORTE DE LA ABRAZADERA 1 | 1 | 1 | 1 | 1 | |
| 2 | 6G5-45251-02 | ANODE CATODE | 1 | 1 | 1 | 1 | |
| 3 | 6G5-44526-00 | PLATE PLACA 1 | 2 | 2 | 2 | 2 | |
| 4 | 97095-06025 | BOLT PERNO | 4 | 4 | 4 | 4 | |
| 5 | 92995-06600 | WASHER ARANDELA | 4 | 4 | 4 | 4 | |
| 6 | 6H1-82148-00 | WIRE, LEAD 4 CABLE CONDUCTOR 4 | 1 | 1 | 1 | 1 | |
| 7 | 97095-06010 | BOLT PERNO | 1 | 1 | 1 | 1 | |
| 8 | 92995-06600 | WASHER ARANDELA | 1 | 1 | 1 | 1 | |
| 9 | 6E5-82148-00 | WIRE, LEAD 4 CABLE CONDUCTOR 4 | 1 | 1 | 1 | 1 | |
| 10 | 97885-06012 | SCREW, PAN HEAD TORNILLO A MUESCA | 1 | 1 | 1 | 1 | |
| 11 | 92995-06600 | WASHER ARANDELA | 1 | 1 | 1 | 1 | |
| 12 | 61A-43132-00 | WASHER, FRICTION ARANDELA DE FRICCION | 1 | 1 | 1 | 1 | |
| 13 | 97885-06010 | SCREW, PAN HEAD TORNILLO A MUESCA | 2 | 2 | 2 | 2 | |
| 14 | 69J-43112-01-8D | BRACKET, CLAMP 2 SOPORTE DE LA ABRAZADERA 2 | 1 | 1 | 1 | 1 | |
| 15 | 61A-43133-00 | WASHER, FRICTION RONDANA | 1 | 1 | 1 | 1 | |
| 16 | 97885-06010 | SCREW, PAN HEAD TORNILLO A MUESCA | 2 | 2 | 2 | 2 | |
| 17 | 93700-06M03 | NIPPLE, GREASE BOQUILLA DE ENGRASAR | 1 | 1 | 1 | 1 | |
| 18 | 90465-08M83 | CLAMP BRIDA | 1 | 1 | 1 | 1 | |
| 19 | 97885-06012 | SCREW, PAN HEAD TORNILLO A MUESCA | 1 | 1 | 1 | 1 | |
| 20 | 92995-06600 | WASHER ARANDELA | 1 | 1 | 1 | 1 | |
| 21 | 6R3-43131-00 | BOLT, CLAMP BRACKET TORNILLO DE ABRAZADERA DEL SOP | 1 | 1 | 1 | 1 | |
| 22 | 90386-25M31 | BUSH BUJE | 2 | 2 | 2 | 2 | |
| 23 | 90201-26M59 | WASHER, PLATE ARANDELA PLANA | 2 | 2 | 2 | 2 | |
| 24 | 90185-22M11 | NUT, SELF-LOCKING TUERCA AUTOBLOCANTE | 1 | 1 | 1 | 1 | |
| 25 | 90465-11M10 | CLAMP BRIDA | 4 | 4 | 4 | 4 | |
| 26 | 90465-08M83 | CLAMP BRIDA | 1 | 1 | 1 | 1 | |
| 27 | 97095-06014 | BOLT PERNO | 1 | 1 | 1 | 1 | |

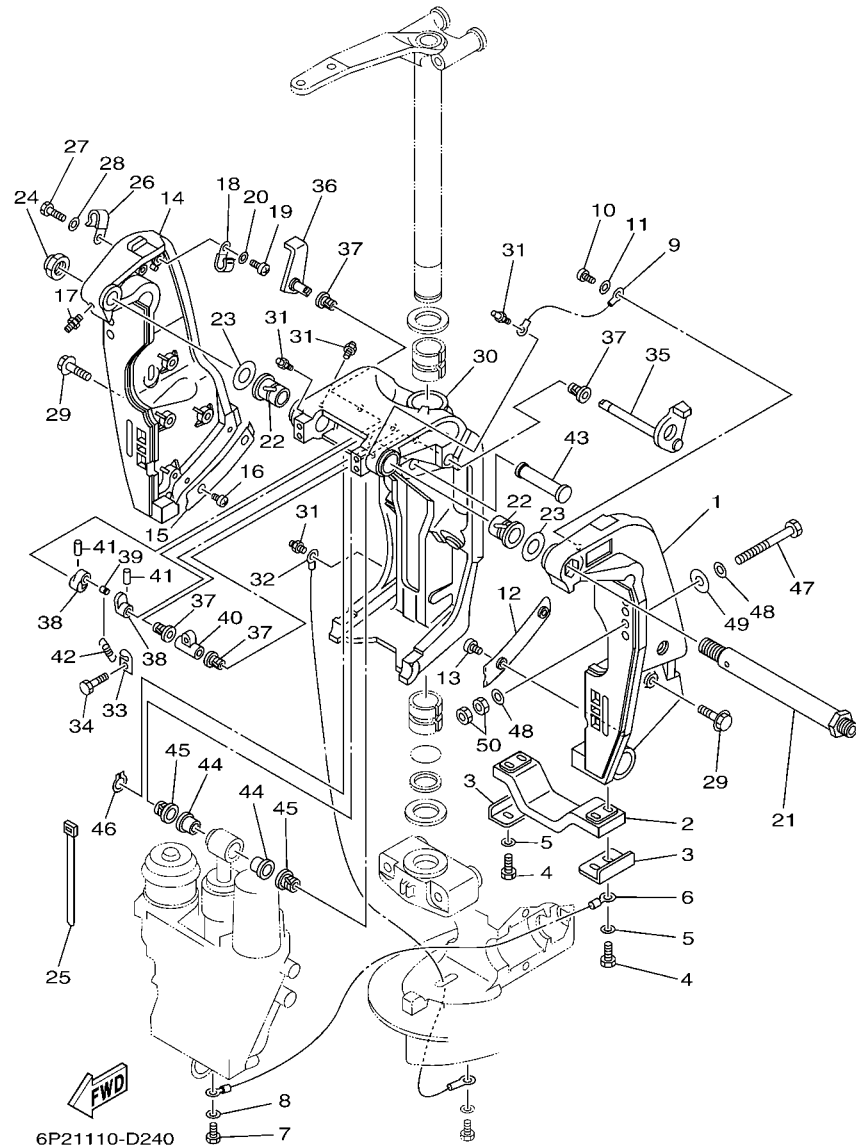


FIG. 26 BRACKET 1

SOPORTE 1

| REF. NO. | PART NO. CODIGO Nº | DESCRIPTION DESCRIPCION | 69J7 | 60L7 | 69K7 | 60M7 | REMARKS OBSERVACIONES |
|----------|--------------------|--|------|------|------|------|--------------------------------|
| 28 | 92995-06600 | WASHER ARANDELA | 1 | 1 | 1 | 1 | |
| 29 | 90119-10024 | BOLT, WITH WASHER TORNILLO CON ARANDELA | 8 | 8 | 8 | 8 | |
| 30 | 61A-43311-21-8D | BRACKET, SWIVEL 1 SOPORTE GIRATORIO 1 | 1 | 1 | 1 | 1 | |
| 31 | 93700-06M03 | NIPPLE, GREASE BOQUILLA DE ENGRASAR | 5 | 5 | 5 | 5 | |
| 32 | 69J-82147-00 | WIRE, LEAD 4 CABLE CONDUCTOR 4 | 1 | 1 | 1 | 1 | |
| 33 | 6G5-43144-00 | HOOK, SPRING GANCHO | 1 | 1 | 1 | 1 | |
| 34 | 97095-06010 | BOLT PERNO | 1 | 1 | 1 | 1 | |
| 35 | 61A-43181-01 | LEVER, TILT STOP PALANCA TOPE INCLINACION | 1 | 1 | 1 | 1 | |
| 36 | 6G5-43185-02 | LEVER, TILT STOP PALANCA TOPE INCLINACION | 1 | 1 | 1 | 1 | |
| 37 | 90386-10M16 | BUSH BUJE | 4 | 4 | 4 | 4 | |
| 38 | 6G5-43148-00 | COLLAR, DISTANCE COLLAR | 2 | 2 | 2 | 2 | |
| 39 | 90249-06M19 | PIN PASADOR | 1 | 1 | 1 | 1 | |
| 40 | 90387-10M02 | COLLAR ESPACIADOR | 1 | 1 | 1 | 1 | |
| 41 | 91690-30020 | PIN, SPRING PASADOR DE RESORTE | 2 | 2 | 2 | 2 | |
| 42 | 90506-16003 | SPRING, TENSION RESORTE DE TENSION | 1 | 1 | 1 | 1 | |
| 43 | 6E5-43126-02 | PIN, UPPER SHOCK MOUNT PASADOR DE AMORTIGUADOR SUPERIOR | 1 | 1 | 1 | 1 | |
| 44 | 90386-18M63 | BUSH BUJE | 2 | 2 | 2 | 2 | |
| 45 | 90386-18M14 | BUSH BUJE | 2 | 2 | 2 | 2 | |
| 46 | 93410-18M02 | CIRCLIP SEGURO | 1 | 1 | 1 | 1 | |
| 47 | 90101-12M05 | BOLT (L:130MM) TORNILLO (L:130MM) | 4 | 4 | 4 | 4 | UR UR |
| | 90101-12M77 | BOLT (L:150MM) TORNILLO (L:150MM) | 2 | 2 | 2 | | UR FOR BRACHN UR FOR BRACHN |
| 48 | 90201-13M01 | WASHER, PLATE ARANDELA PLANA | 8 | 8 | 8 | 8 | |
| 49 | 90201-12M05 | WASHER, PLATE ARANDELA PLANA | 4 | 4 | 4 | 4 | |
| 50 | 95380-12600 | NUT TUERCA | 8 | 8 | 8 | 8 | |

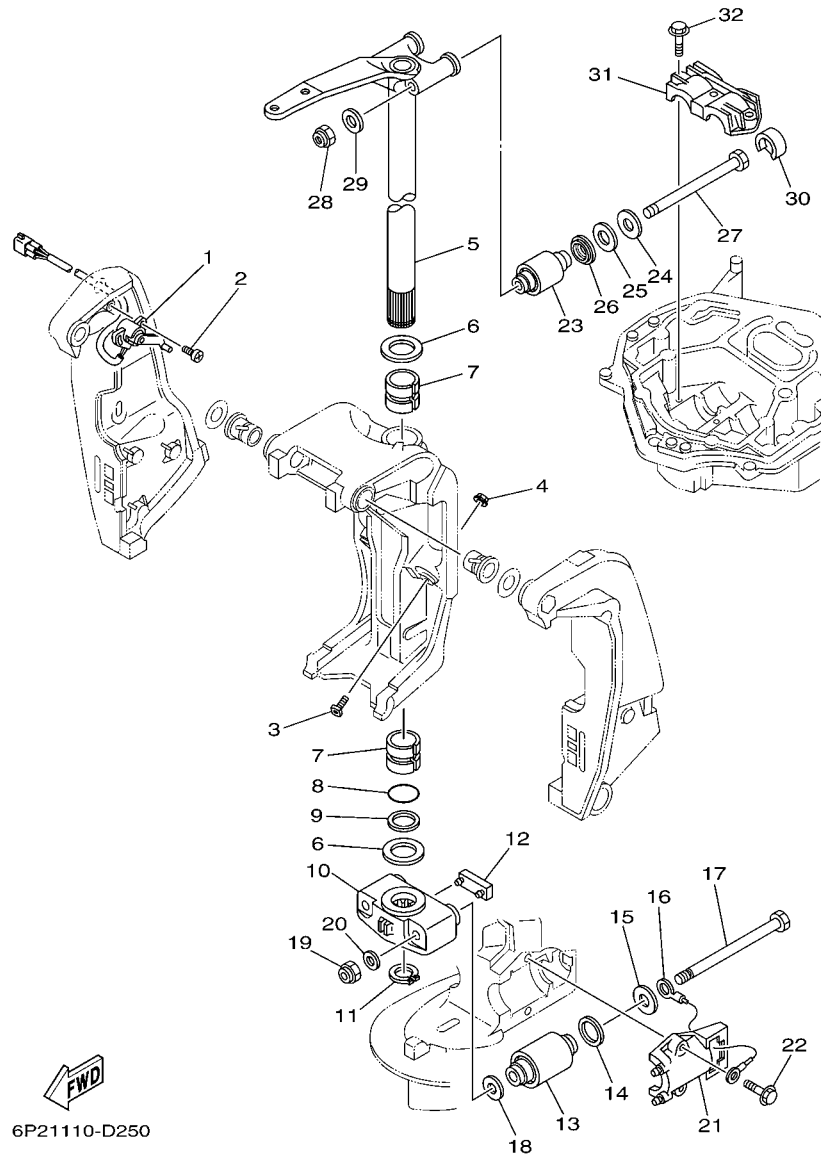


FIG. 27 BRACKET 2

SOPORTE 2

| REF. NO. | PART NO. CODIGO Nº | DESCRIPTION DESCRIPCION | 69J7 | 60L7 | 69K7 | 60M7 | REMARKS OBSERVACIONES |
|----------|--------------------|--|------|------|------|------|-----------------------|
| 1 | 69J-83672-10 | TRIM SENDER TRANSMISOR DE INCLINADOR | 1 | 1 | 1 | 1 | |
| 2 | 97885-06016 | SCREW, PAN HEAD TORNILLO A MUESCA | 2 | 2 | 2 | 2 | |
| 3 | 61A-43376-00 | BOLT, THRUST RECEIVER TORNILLO RECEPTOR | 2 | 2 | 2 | 2 | |
| 4 | 95780-10300 | NUT, FLANGE TUERCA | 2 | 2 | 2 | 2 | |
| 5 | 69J-42510-00-8D | STEERING BRACKET ASSY SOPORTE DIRECCION COMPL. | 1 | 1 | 1 | 1 | |
| 6 | 90201-40M00 | WASHER, PLATE ARANDELA PLANA | 2 | 2 | 2 | 2 | |
| 7 | 90386-39M89 | BUSH BUJE | 2 | 2 | 2 | 2 | |
| 8 | 93210-35321 | O-RING ANILLO O | 1 | 1 | 1 | 1 | |
| 9 | 90202-40M47 | WASHER, PLATE ARANDELA DE PLANA | 1 | 1 | 1 | 1 | |
| 10 | 69J-44551-00-8D | HOUSING, LOWER MOUNT RUBBER CAJA AMORTIGUADOR INFERIOR HU | 1 | 1 | 1 | 1 | |
| 11 | 93410-37M04 | CIRCLIP SEGURO | 1 | 1 | 1 | 1 | |
| 12 | 61A-44575-00 | DAMPER, LOWER MOUNT RUBBER AMORTIGUADOR INFERIOR | 1 | 1 | 1 | 1 | |
| 13 | 66K-44555-00-94 | MOUNT DAMPER, LOWER SIDE AMORTIGUADOR DE HULE LADO INFE | 2 | 2 | 2 | 2 | |
| 14 | 90202-32M19 | WASHER, PLATE ARANDELA DE PLANA | 2 | 2 | 2 | 2 | |
| 15 | 90201-16016 | WASHER, PLATE ARANDELA PLANA | 2 | 2 | 2 | 2 | |
| 16 | 6E5-82149-00 | WIRE, LEAD 3 CABLE CONDUCTOR 3 | 1 | 1 | 1 | 1 | |
| 17 | 90101-14002 | BOLT TORNILLO | 2 | 2 | 2 | 2 | |
| 18 | 90201-15M58 | WASHER, PLATE ARANDELA PLANA | 2 | 2 | 2 | 2 | |
| 19 | 90185-14M00 | NUT, SELF-LOCKING TUERCA AUTOBLOCANTE | 2 | 2 | 2 | 2 | |
| 20 | 92995-14600 | WASHER ARANDELA | 2 | 2 | 2 | 2 | |
| 21 | 61A-44552-01-94 | HOUSING, LOWER MOUNT RUBBER CAJA AMORTIGUADOR INFERIOR HU | 2 | 2 | 2 | 2 | |
| 22 | 90119-10024 | BOLT, WITH WASHER TORNILLO CON ARANDELA | 4 | 4 | 4 | 4 | |
| 23 | 69J-44514-00-94 | MOUNT DAMPER, UPPER SIDE AMORTIGUADOR LADO SUPERIOR | 2 | 2 | 2 | 2 | |
| 24 | 90201-16015 | WASHER, PLATE ARANDELA PLANA | 2 | 2 | 2 | 2 | |
| 25 | 90202-28M46 | WASHER, PLATE ARANDELA DE PLANA | 2 | 2 | 2 | 2 | |
| 26 | 69J-44532-00 | STOPPER, UPPER MOUNT RETEN | 2 | 2 | 2 | 2 | |
| 27 | 90101-14003 | BOLT TORNILLO | 2 | 2 | 2 | 2 | |

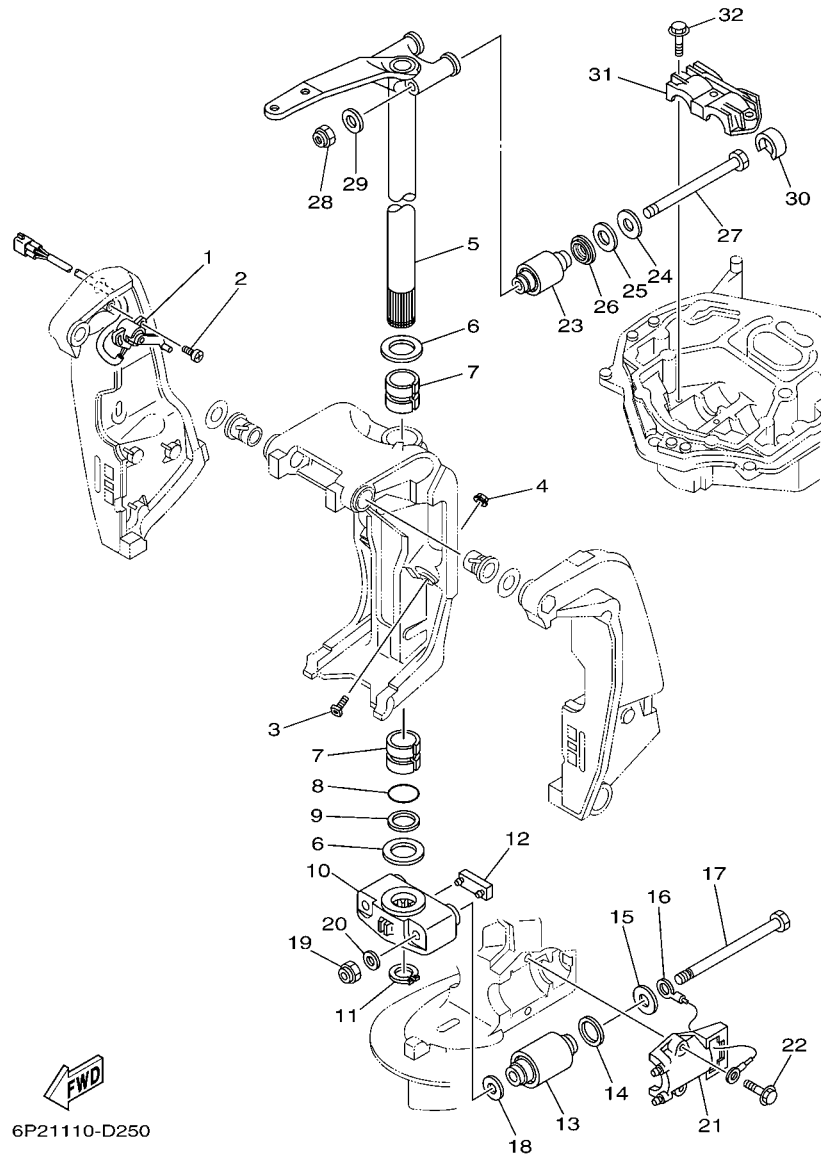


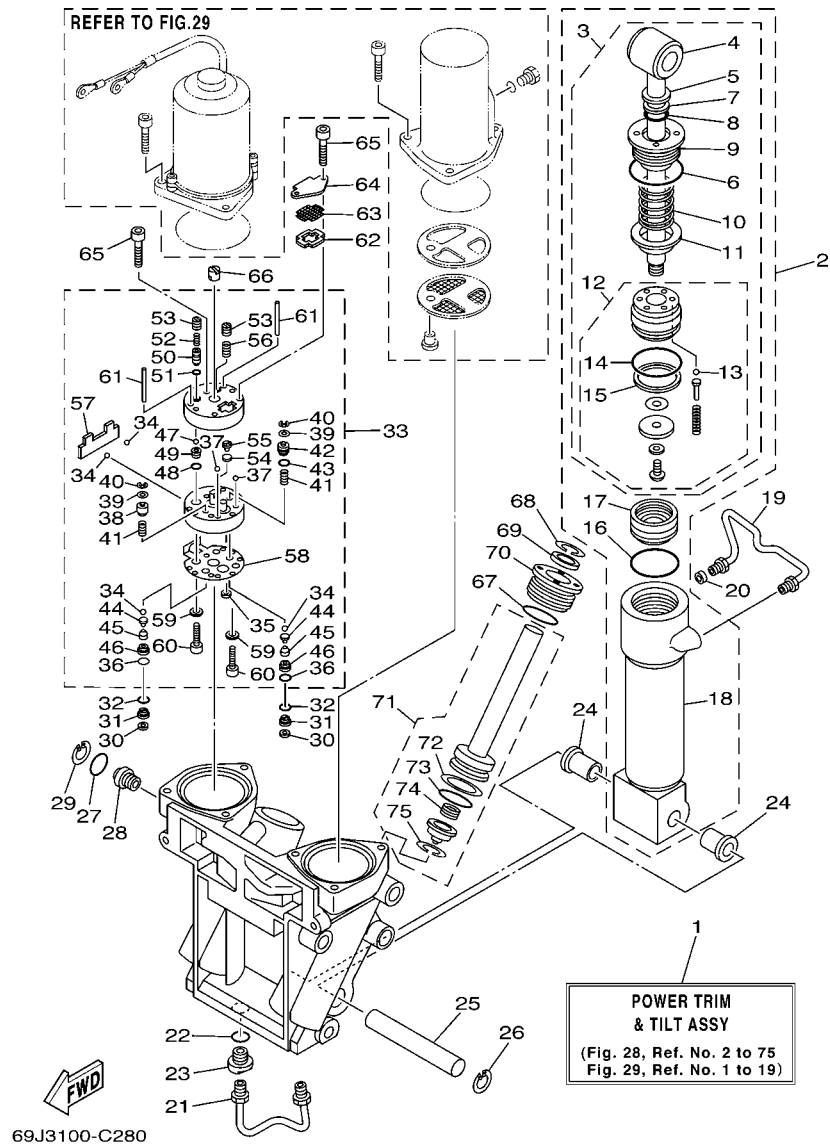
FIG. 27 BRACKET 2

SOPORTE 2

| REF. NO. | PART NO. CODIGO Nº | DESCRIPTION DESCRIPCION | 69J7 | 60L7 | 69K7 | 60M7 | REMARKS OBSERVACIONES |
|----------|--------------------|--|------|------|------|------|-----------------------|
| 28 | 90185-14M00 | NUT, SELF-LOCKING TUERCA AUTOBLOCANTE | 2 | 2 | 2 | 2 | |
| 29 | 92995-14600 | WASHER ARANDELA | 2 | 2 | 2 | 2 | |
| 30 | 69J-44533-00 | DAMPER, UPPER MOUNT RUBBER AMORTIGUADOR SUPERIOR | 2 | 2 | 2 | 2 | |
| 31 | 61A-44511-01-94 | COVER, UPPER MOUNT CUBIERTA AMORTIGUADOR SUPERIOR | 1 | 1 | 1 | 1 | |
| 32 | 90119-10024 | BOLT, WITH WASHER TORNILLO CON ARANDELA | 3 | 3 | 3 | 3 | |
| ----- | | | | | | | |
| ----- | | | | | | | |
| ----- | | | | | | | |
| ----- | | | | | | | |
| ----- | | | | | | | |
| ----- | | | | | | | |
| ----- | | | | | | | |
| ----- | | | | | | | |
| ----- | | | | | | | |
| ----- | | | | | | | |

FIG. 28 POWER TRIM & TILT ASSY 1

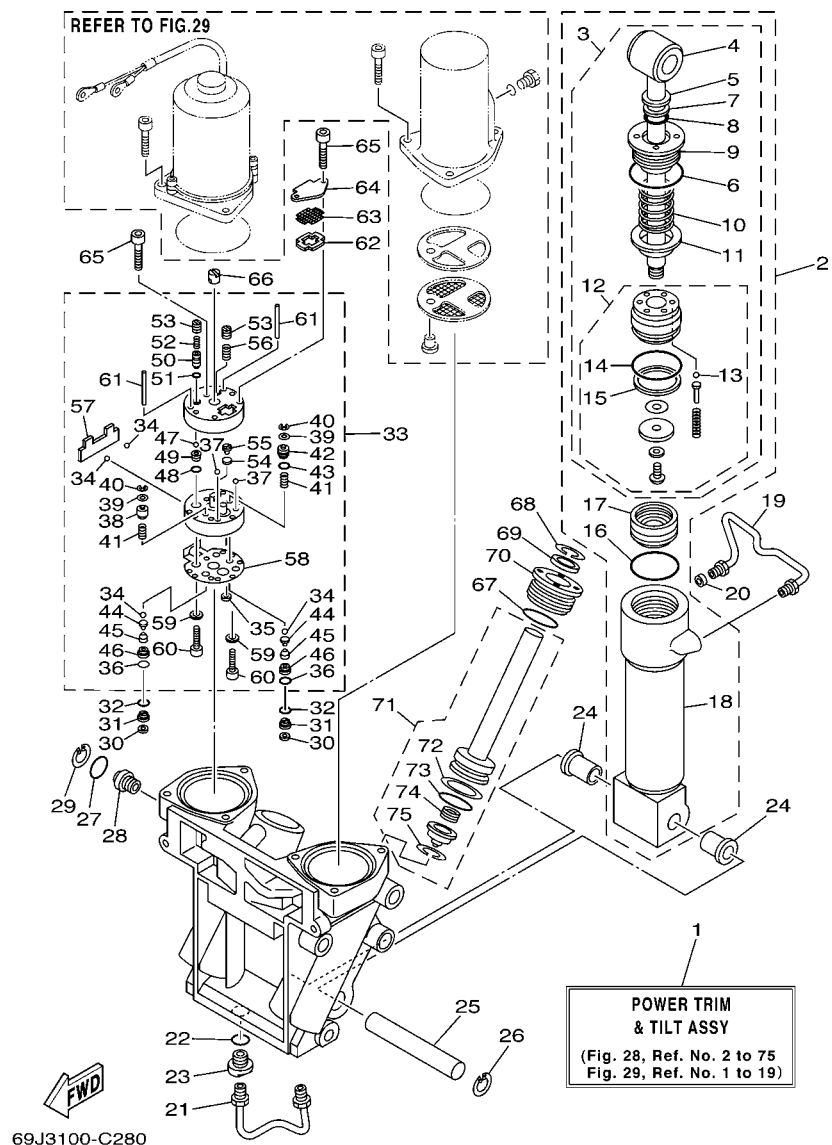
COMPONER Y PODER VARILLA 1



| REF. NO. | PART NO. CODIGO Nº | DESCRIPTION DESCRIPCION | 69J7 | 60L7 | 69K7 | 60M7 | REMARKS OBSERVACIONES |
|----------|--------------------|---|------|------|------|------|-----------------------|
| 1 | 69J-43800-01-4D | POWER TRIM & TILT ASSY ELEVADOR HIDRAULICO COMPL. | 1 | 1 | 1 | 1 | |
| 2 | 69J-43840-01 | POWER TILT ASSY CONJUNTO COMPONER | 1 | 1 | 1 | 1 | |
| 3 | 69J-43810-01 | .TILT PISTON SUB ASSY .ELEVADOR SUB-PISTON COMPL. | 1 | 1 | 1 | 1 | |
| 4 | 69J-43801-00 | ..ROD ..VALILLA COMPL INCLINACION | 1 | 1 | 1 | 1 | |
| 5 | 93106-19N50 | ..OIL SEAL ..SELLO ACEITE | 1 | 1 | 1 | 1 | |
| 6 | 6H1-43861-00 | ..O-RING ..ANILLO EN O 1 | 1 | 1 | 1 | 1 | |
| 7 | 6H1-43872-00 | ..RING, BACK UP ..ANILLO | 1 | 1 | 1 | 1 | |
| 8 | 61A-4389H-00 | ..O-RING ..ANILLO EN O | 1 | 1 | 1 | 1 | |
| 9 | 61A-43811-00 | ..SCREW, CYLINDER END ..TORNILLO CILINDRO EXTREMO | 1 | 1 | 1 | 1 | |
| 10 | 69J-4384H-00 | ..SPRING ..RESORTE | 1 | 1 | 1 | 1 | |
| 11 | 69J-4382E-00 | ..ADAPTOR 2 ..ADAPTADOR 2 | 1 | 1 | 1 | 1 | |
| 12 | 69J-4380P-01 | ..PISTON SUB ASSY ..SUB-PISTON COMPL | 1 | 1 | 1 | 1 | |
| 13 | 93505-32038 | ...BALL ...BOLA | 5 | 5 | 5 | 5 | |
| 14 | 61A-43861-00 | ...O-RING ...ANILLO EN O 1 | 1 | 1 | 1 | 1 | |
| 15 | 61A-43871-00 | ...RING, BACK UP ...ANILLO | 1 | 1 | 1 | 1 | |
| 16 | 61A-43861-00 | .O-RING .ANILLO EN O 1 | 1 | 1 | 1 | 1 | |
| 17 | 6H1-43814-00 | .PISTON, FREE .PISTON LIBRE | 1 | 1 | 1 | 1 | |
| 18 | 61A-43813-01 | .CYLINDER, TILT .CILINDRO INCLINACION | 1 | 1 | 1 | 1 | |
| 19 | 61A-43835-01 | PIPE TUBO 3 | 1 | 1 | 1 | 1 | |
| 20 | 69J-4388J-00 | PLUG 2 TAPON 2 | 1 | 1 | 1 | 1 | |
| 21 | 69J-43833-00 | PIPE TUBO 1 | 1 | 1 | 1 | 1 | |
| 22 | 93210-17239 | O-RING ANILLO O | 1 | 1 | 1 | 1 | |
| 23 | 69J-4388E-00 | BOLT ,SCREW PERNO | 1 | 1 | 1 | 1 | |
| 24 | 90386-18M14 | BUSH BUJE | 2 | 2 | 2 | 2 | |
| 25 | 61A-43818-00 | PIN, LOWER SHOCK MOUNT PASADOR AMORTIGUADOR INFERIOR | 1 | 1 | 1 | 1 | |
| 26 | 61A-43876-00 | RING, SNAP ANILLO | 1 | 1 | 1 | 1 | |
| 27 | 93210-18397 | O-RING ANILLO O | 1 | 1 | 1 | 1 | |

FIG. 28 POWER TRIM & TILT ASSY 1

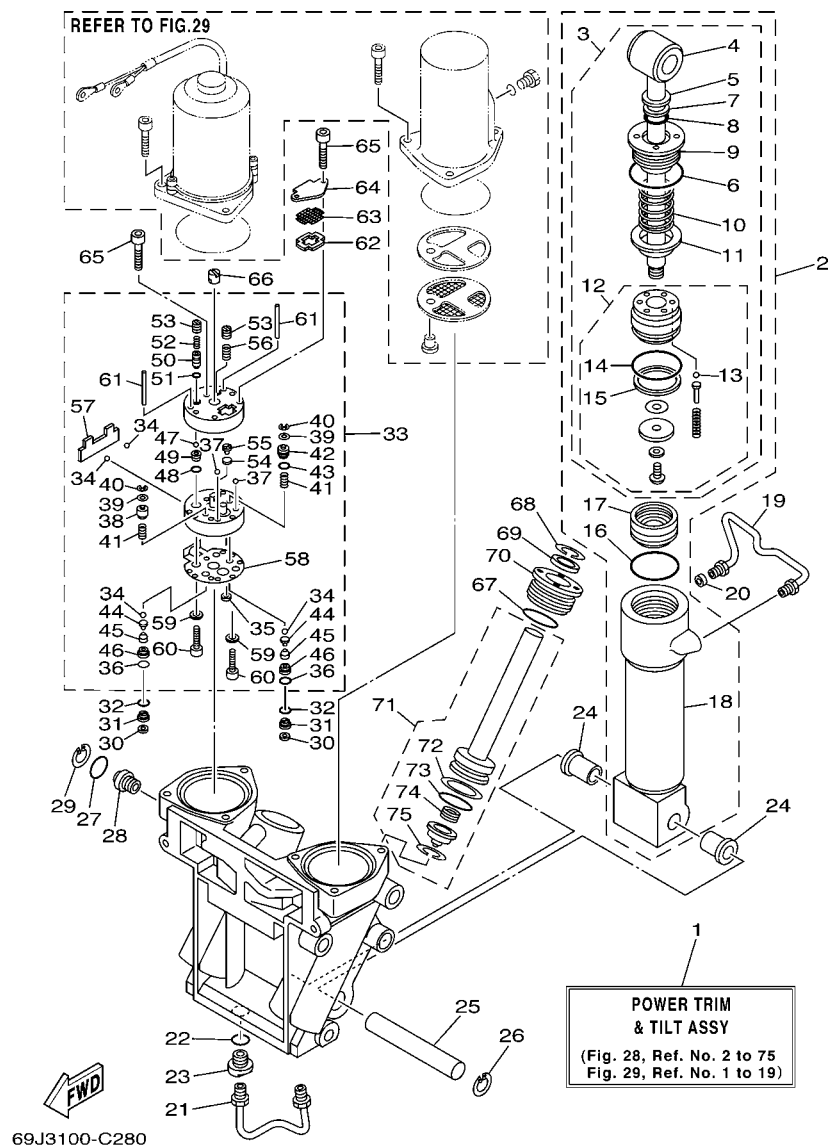
COMPONER Y PODER VARILLA 1



| REF. NO. | PART NO. CODIGO Nº | DESCRIPTION DESCRIPCION | 69J7 | 60L7 | 69K7 | 60M7 | REMARKS OBSERVACIONES |
|----------|--------------------|---|------|------|------|------|-----------------------|
| 28 | 69J-43845-00 | SCREW, MANUAL RELEASE TORNILLO DESCOPLIO MANUAL | 1 | 1 | 1 | 1 | |
| 29 | 6H1-43875-00 | RING, SNAP ANILLO | 1 | 1 | 1 | 1 | |
| 30 | 69J-4381C-00 | FILTER 3 FIELTRO 3 | 2 | 2 | 2 | 2 | |
| 31 | 69J-43899-00 | PLATE STOPPER PLACA | 2 | 2 | 2 | 2 | |
| 32 | 69J-4389J-00 | O-RING ANILLO O | 2 | 2 | 2 | 2 | |
| 33 | 69J-43830-01 | GEAR PUMP ASSY ENGRANAJE BOMBA COMPL. | 1 | 1 | 1 | 1 | |
| 34 | 93505-32038 | .BALL .BOLA | 4 | 4 | 4 | 4 | |
| 35 | 69J-4381C-00 | .FILTER 3 .FIELTRO 3 | 1 | 1 | 1 | 1 | |
| 36 | 69J-4389J-00 | .O-RING .ANILLO O | 2 | 2 | 2 | 2 | |
| 37 | 93503-16003 | .BALL .ESFERA | 2 | 2 | 2 | 2 | |
| 38 | 69J-4384M-00 | .PISTON, SHUTTLE 2 .PISTON 2 | 1 | 1 | 1 | 1 | |
| 39 | 69A-4384F-00 | .SEAL, MAIN VALVE .ASIENTO | 2 | 2 | 2 | 2 | |
| 40 | 99002-03600 | .CIRCLIP .PRESILLA REDONDA | 2 | 2 | 2 | 2 | |
| 41 | 69J-43894-00 | .SPRING, SHUTTLE RETURN .RESORTE | 2 | 2 | 2 | 2 | |
| 42 | 69J-43841-00 | .PISTON, SHUTTLE .PISTON | 1 | 1 | 1 | 1 | |
| 43 | 6H1-43883-00 | .O-RING .ANILLO EN O 10 | 1 | 1 | 1 | 1 | |
| 44 | 60V-4386A-00 | .PIN, ABSORBER VALVE .PASADOR VALVULA ABSORBER | 2 | 2 | 2 | 2 | |
| 45 | 69J-43853-00 | .SPRING, MAIN VALVE .RESORTE | 2 | 2 | 2 | 2 | |
| 46 | 69J-43893-00 | .WASHER .RONDANA | 2 | 2 | 2 | 2 | |
| 47 | 93501-08001 | .BALL .BOLA | 2 | 2 | 2 | 2 | |
| 48 | 93210-08391 | .O-RING .ANILLO O | 1 | 1 | 1 | 1 | |
| 49 | 69J-43851-00 | .SEAT, RELIEF VALVE .ASIENTO VALVULA DE DESCARGA | 1 | 1 | 1 | 1 | |
| 50 | 69J-43844-00 | .PIN, VALVE SUPPORT .PASADOR VALVULA SOPORTE | 1 | 1 | 1 | 1 | |
| 51 | 93210-064A5 | .O-RING .ANILLO O | 1 | 1 | 1 | 1 | |
| 52 | 69J-43855-00 | .SPRING, UP RELIEF .RESORTE SEGURIDAD SUPERIOR | 1 | 1 | 1 | 1 | |
| 53 | 69J-43843-00 | .SCREW, VALVE LOCK .TORNILLO | 2 | 2 | 2 | 2 | |
| 54 | 6H1-4384G-11 | .SEAL, RELIEF VALVE .ASIENTO | 1 | 1 | 1 | 1 | |

FIG. 28 POWER TRIM & TILT ASSY 1

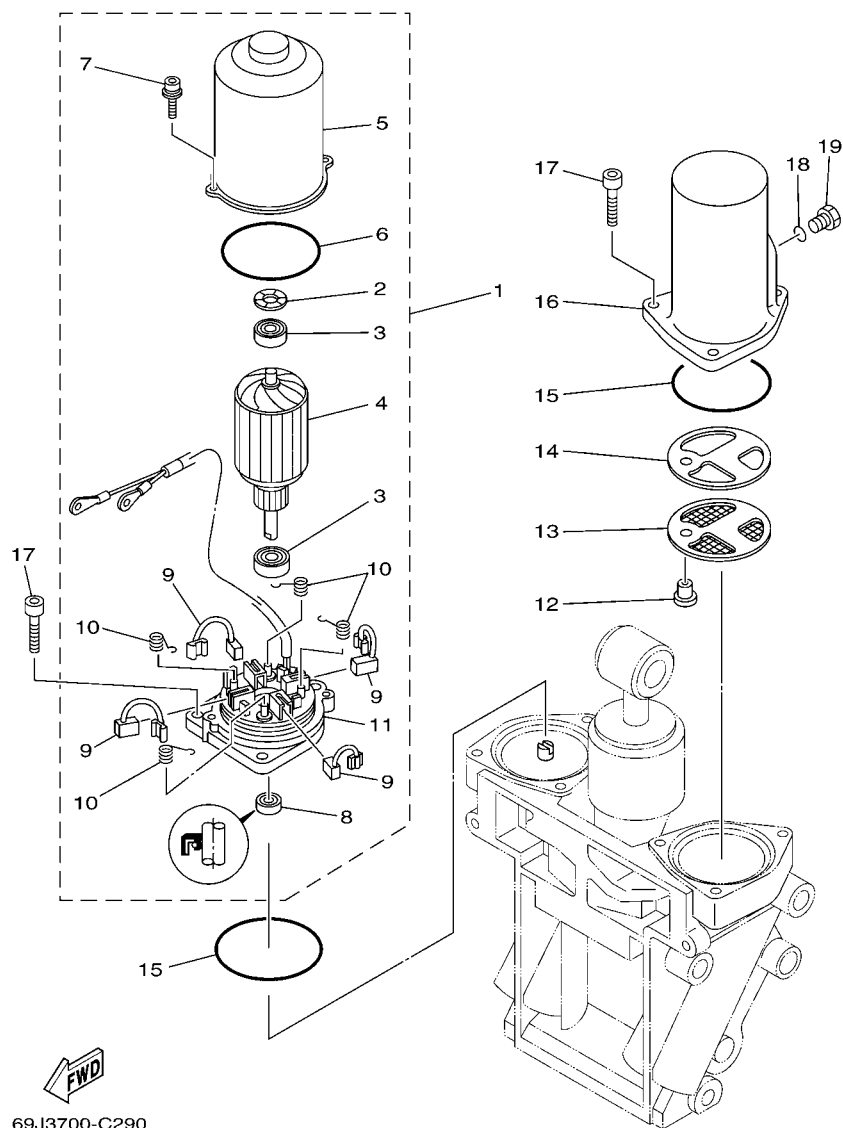
COMPONER Y PODER VARILLA 1



| REF. NO. | PART NO. CODIGO N° | DESCRIPTION DESCRIPCION | 69J7 | 60L7 | 69K7 | 60M7 | REMARKS OBSERVACIONES |
|----------|--------------------|--|------|------|------|------|-----------------------|
| 55 | 6H1-43844-10 | .PIN, VALVE SUPPORT .PASADOR VALVULA SOPORTE | 1 | 1 | 1 | 1 | |
| 56 | 6H1-43856-10 | .SPRING, DOWN RELIEF .RESORTE SEGURIDAD | 1 | 1 | 1 | 1 | |
| 57 | 69J-43854-00 | .SPRING, MANUAL RELEASE .RESORTE DESCOPLIO MANUAL | 1 | 1 | 1 | 1 | |
| 58 | 69J-4384G-00 | .SEAL, RELIEF VALVE .ASIENTO | 1 | 1 | 1 | 1 | |
| 59 | CS3-4387G-00 | .WASHER .ARANDELA | 2 | 2 | 2 | 2 | |
| 60 | 91318-05025 | .BOLT .TORNILLO | 2 | 2 | 2 | 2 | |
| 61 | 93604-35236 | .PIN, DOWEL .PASADOR DE CLAVIJA | 2 | 2 | 2 | 2 | |
| 62 | 69J-43871-00 | RING, BACK UP ANILLO | 1 | 1 | 1 | 1 | |
| 63 | 69J-43816-00 | FILTER 1 FILTRO 1 | 1 | 1 | 1 | 1 | |
| 64 | 69J-4381J-00 | PLATE PLACA | 1 | 1 | 1 | 1 | |
| 65 | 91318-05040 | BOLT TORNILLO | 3 | 3 | 3 | 3 | |
| 66 | 69J-43831-00 | CONNECTOR, SHAFT CONEXION EJE | 1 | 1 | 1 | 1 | |
| 67 | 61A-43861-00 | O-RING ANILLO EN O 1 | 2 | 2 | 2 | 2 | |
| 68 | 6T4-43875-01 | RING, SNAP ANILLO | 2 | 2 | 2 | 2 | |
| 69 | 61A-43822-00 | SEAL, TRIM DUST SELLO DE POLVO | 2 | 2 | 2 | 2 | |
| 70 | 61A-43821-00 | SCREW, TRIM CYLINDER END TORNILLO CILINDURO EXTREMO | 2 | 2 | 2 | 2 | |
| 71 | 69J-43820-00 | TRIM PISTON SUB ASSY ELEVADOR PISTON COMPL. | 2 | 2 | 2 | 2 | |
| 72 | 61A-43874-00 | .RING, BACK UP .ANILLO | 1 | 1 | 1 | 1 | |
| 73 | 61A-43864-00 | .O-RING .ANILLO EN O 4 | 1 | 1 | 1 | 1 | |
| 74 | 61A-4384H-10 | .SPRING .RESORTE | 1 | 1 | 1 | 1 | |
| 75 | 61A-43875-10 | .RING, SNAP .ANILLO | 1 | 1 | 1 | 1 | |

FIG. 29 POWER TRIM & TILT ASSY 2

COMPONER Y PODER VARILLA 2

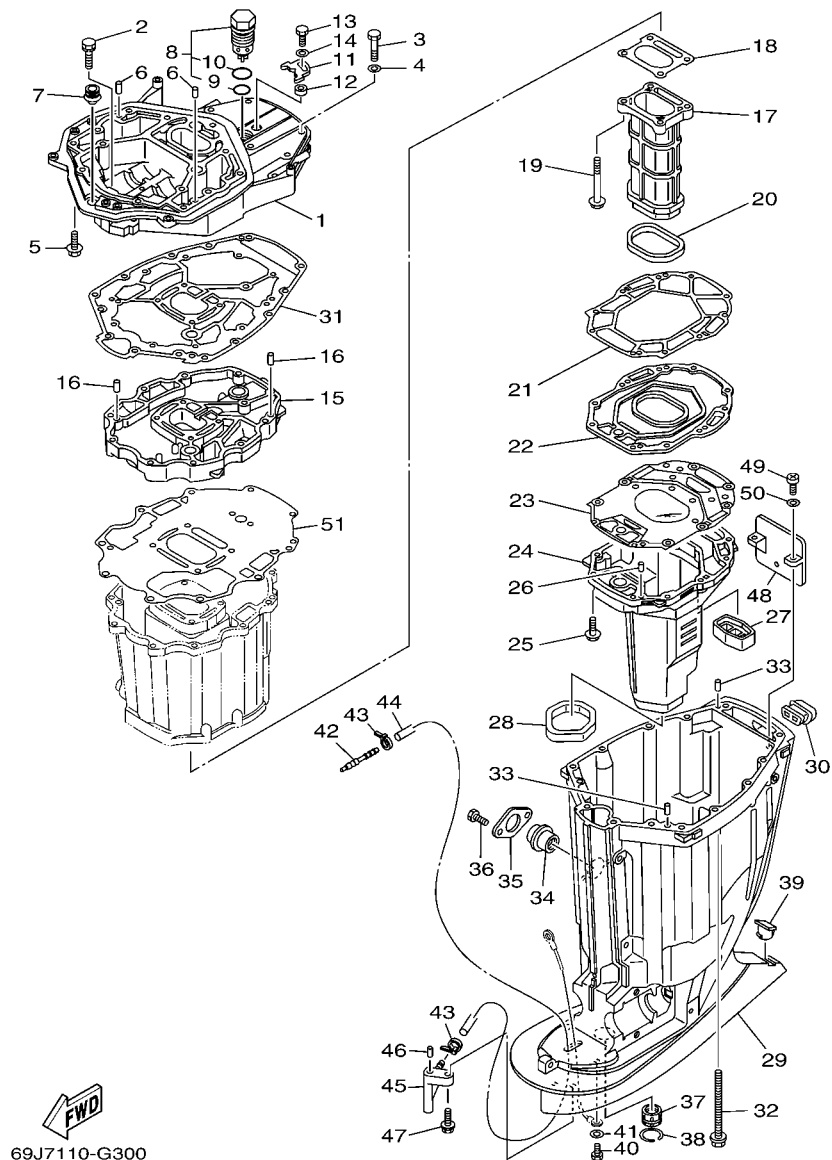


69J3700-C290

| REF. NO. | PART NO. CODIGO Nº | DESCRIPTION DESCRIPCION | 69J7 | 60L7 | 69K7 | 60M7 | REMARKS OBSERVACIONES |
|----------|--------------------|---------------------------------------|------|------|------|------|-----------------------|
| 1 | 69J-43880-00 | MOTOR ASSY MOTOR COMPL. | 1 | 1 | 1 | 1 | |
| 2 | 90206-14N50 | .WASHER, WAVE .ARANDELA ONDULADA | 1 | 1 | 1 | 1 | |
| 3 | 93399-999T6 | .BEARING .COJINETE | 2 | 2 | 2 | 2 | |
| 4 | 69J-43805-00 | .ARMATURE ASSY .INDUCIDO COMPL. | 1 | 1 | 1 | 1 | |
| 5 | 69J-43804-00 | .STATOR ASSY .ESTATOR COMPL | 1 | 1 | 1 | 1 | |
| 6 | 69J-43861-00 | .O-RING .ANILLO EN O 1 | 1 | 1 | 1 | 1 | |
| 7 | 69J-43886-00 | .BOLT .TORNILLO | 2 | 2 | 2 | 2 | |
| 8 | 69J-43882-00 | .OIL SEAL .SELLO ACEITE | 1 | 1 | 1 | 1 | |
| 9 | 69J-43891-00 | .BRUSH 1 .ESCOBILLA 1 | 4 | 4 | 4 | 4 | |
| 10 | 69J-4386K-00 | .SPRING, BRUSH .RESORTE, ESCOBILLA | 4 | 4 | 4 | 4 | |
| 11 | 69J-43881-00 | .FRAME, END .CUADRO EXTERMO | 1 | 1 | 1 | 1 | |
| 12 | 69J-4388H-00 | PLUG TAPON | 1 | 1 | 1 | 1 | |
| 13 | 69J-43817-00 | FILTER 2 FILTRO 2 | 1 | 1 | 1 | 1 | |
| 14 | 69J-4388F-00 | SPACER ESPACIADOR | 1 | 1 | 1 | 1 | |
| 15 | 6H1-43869-00 | O-RING ANILLO EN O 9 | 2 | 2 | 2 | 2 | |
| 16 | 69J-43828-00 | BODY, RESERVOIR CUERPO DEPOSITO | 1 | 1 | 1 | 1 | |
| 17 | 69J-43888-00 | BOLT, SOCKET TORNILLO ENCASTRE | 6 | 6 | 6 | 6 | |
| 18 | 93210-09165 | O-RING ANILLO O | 1 | 1 | 1 | 1 | |
| 19 | 6H1-43829-00 | PLUG, RESERVOIR TAPON DEPOSITO | 1 | 1 | 1 | 1 | |

FIG. 30 UPPER CASING

FUNDA SUPERIOR

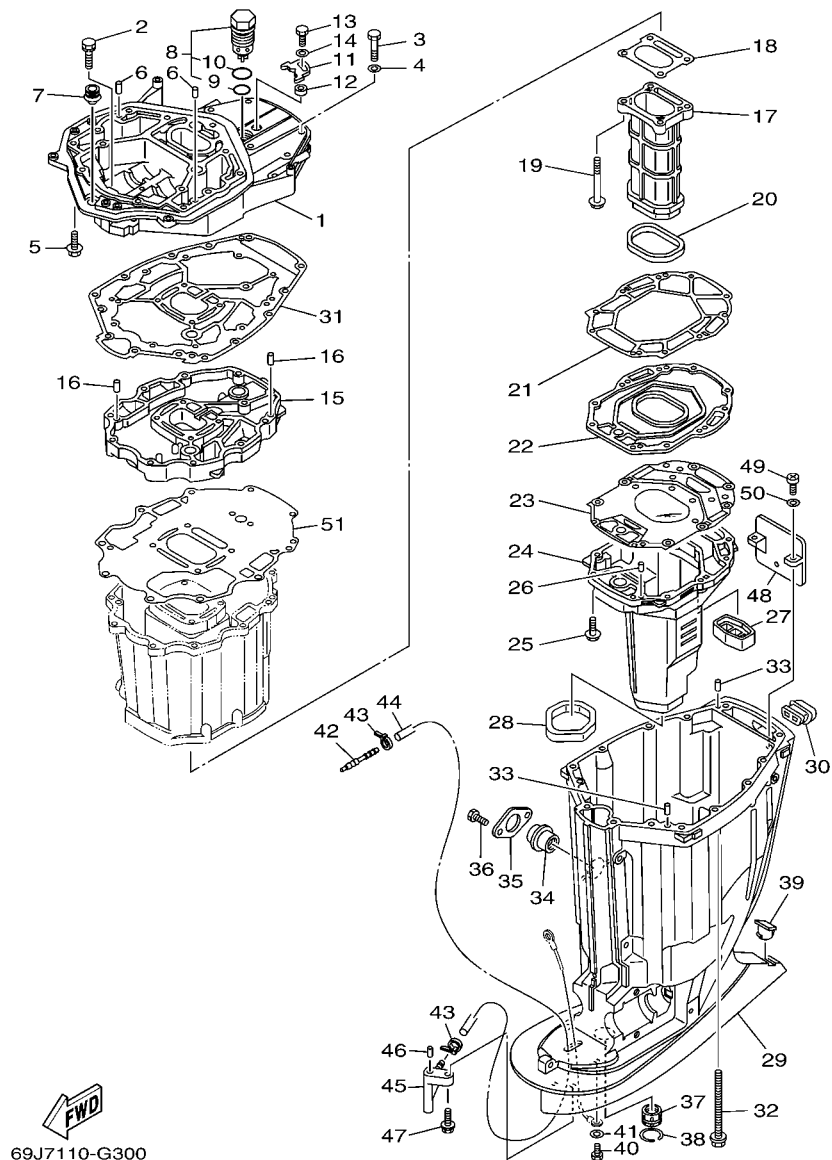


69J7110-G300

| REF. NO. | PART NO. CODIGO Nº | DESCRIPTION DESCRIPCION | 69J7 | 60L7 | 69K7 | 60M7 | REMARKS OBSERVACIONES |
|----------|--------------------|--|------|------|------|------|-----------------------|
| 1 | 69J-41137-02-94 | GUIDE, EXHAUST GUIA DE ESCAPE | 1 | 1 | 1 | 1 | |
| 2 | 90119-08M79 | BOLT, WITH WASHER TORNILLO CON ARANDELA | 2 | 2 | 2 | 2 | |
| 3 | 97075-10045 | BOLT PERNO | 7 | 7 | 7 | 7 | |
| 4 | 92995-10600 | WASHER ARANDELA | 7 | 7 | 7 | 7 | |
| 5 | 97575-10535 | BOLT, WITH WASHER PERNO CON ARANDELA | 7 | 7 | 7 | 7 | |
| 6 | 93608-16M16 | PIN, DOWEL PASADOR DE CLAVIJA | 2 | 2 | 2 | 2 | |
| 7 | 6E5-42724-00 | GROMMET TAPON | 1 | 1 | 1 | 1 | |
| 8 | 69J-11371-00 | PRESSURE CONTROL VALVE ASSY VALVULA, CONTROL DE PRESION | 1 | 1 | 1 | 1 | |
| 9 | 93210-28543 | .O-RING .ANILLO O | 1 | 1 | 1 | 1 | |
| 10 | 93210-33MG4 | .O-RING .ANILLO O | 1 | 1 | 1 | 1 | |
| 11 | 69J-12233-00 | PLATE, GUIDE STOPPER 1 PLACA DE TOPE DE GUIA 1 | 1 | 1 | 1 | 1 | |
| 12 | 90387-06037 | COLLAR ESPACIADOR | 1 | 1 | 1 | 1 | |
| 13 | 97095-06020 | BOLT PERNO | 1 | 1 | 1 | 1 | |
| 14 | 92995-06600 | WASHER ARANDELA | 1 | 1 | 1 | 1 | |
| 15 | 69J-41131-10-94 | MANIFOLD, EXT. 1 TUBO MULTIPLE DE ESCAPE | 1 | 1 | 1 | 1 | |
| 16 | 93608-16M16 | PIN, DOWEL PASADOR DE CLAVIJA | 2 | 2 | 2 | 2 | |
| 17 | 69J-41132-10-5B | MANIFOLD, EXHAUST TUBO MULTIPLE DE ESCAPE | 1 | 1 | 1 | 1 | |
| 18 | 6P2-41134-00 | GASKET, EXHAUST MANIFOLD EMPAQUE | 1 | 1 | 1 | 1 | |
| 19 | 97575-08590 | BOLT, WITH WASHER PERNO CON ARANDELA | 4 | 4 | 4 | 4 | |
| 20 | 69J-41138-00 | SEAL, EXT. 1 SELLO, ESCAPE 1 | 1 | 1 | 1 | 1 | |
| 21 | 69J-41135-A0 | GASKET, EXHAUST MANIFOLD EMPAQUE | 1 | 1 | 1 | 1 | |
| 22 | 69J-45181-00-5B | PLATE PLACA | 1 | 1 | 1 | 1 | |
| 23 | 6S1-41136-00 | GASKET, EXHAUST MANIFOLD 4 EMPAQUE | 1 | 1 | 1 | 1 | |
| 24 | 69J-14711-10-5B | MUFFLER 1 SILENCIADOR 1 | 1 | 1 | 1 | 1 | |
| 25 | 97575-08535 | BOLT, WITH WASHER PERNO CON ARANDELA | 10 | 10 | 10 | 10 | |
| 26 | 93606-19M23 | PIN, DOWEL PASADOR DE CLAVIJA | 2 | 2 | 2 | 2 | |
| 27 | 69J-45127-00 | SEAL SELLO DE GOMA | 1 | 1 | 1 | 1 | |

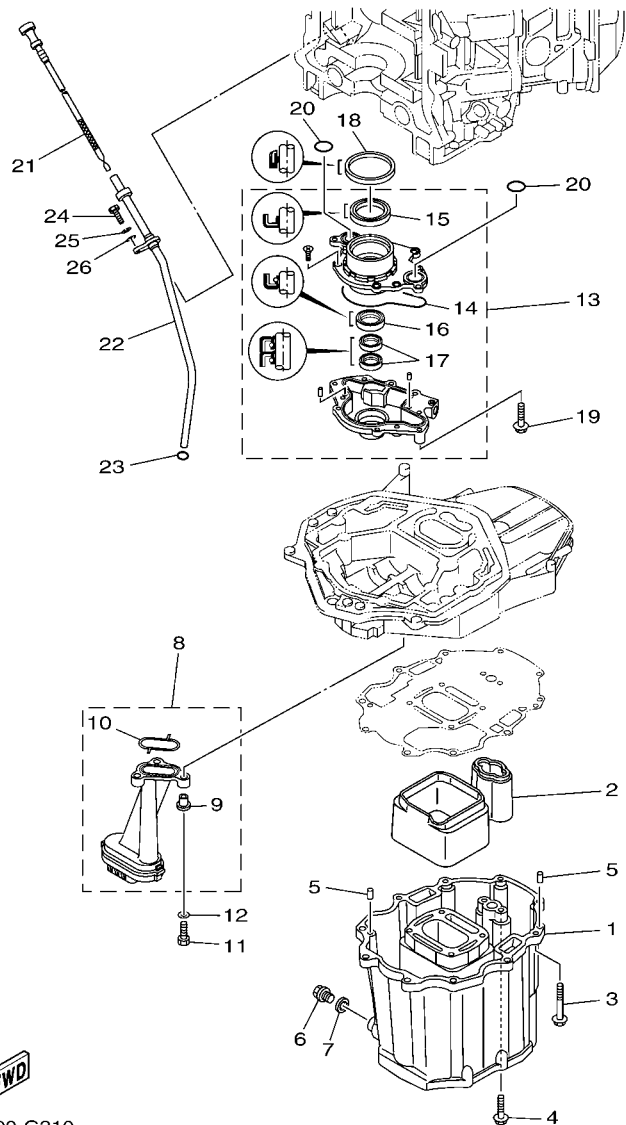
FIG. 30 UPPER CASING

FUNDA SUPERIOR



69J7110-G300

| REF. NO. | PART NO. CODIGO Nº | DESCRIPTION DESCRIPCION | 69J7 | 60L7 | 69K7 | 60M7 | REMARKS OBSERVACIONES |
|----------|--------------------|--|------|------|------|------|-----------------------|
| 28 | 69J-45123-00 | GASKET, MUFFLER EMPAQUE SILENCIADOR | 1 | 1 | 1 | 1 | |
| 29 | 69J-45111-10-8D | CASING, UPPER CAJA SUPERIOR | 1 | 1 | 1 | 1 | |
| 30 | 69J-42769-00 | SEAL, RUBBER SELLO DE GOMA | 1 | 1 | 1 | 1 | |
| 31 | 69J-45113-20 | GASKET, UPPER CASING EMPAQUE | 1 | 1 | 1 | 1 | |
| 32 | 90119-10007 | BOLT, WITH WASHER TORNILLO CON ARANDELA | 6 | 6 | 6 | 6 | |
| 33 | 93608-16M16 | PIN, DOWEL PASADOR DE CLAVIJA | 2 | 2 | 2 | 2 | |
| 34 | 69J-15316-00 | DAMPER, ENGINE MOUNT 1 AMORT. MONTANTE MOTOR 1 | 1 | 1 | 1 | 1 | |
| 35 | 69J-45152-00-8D | COVER, UPPER CASING 2 CUBIERTA FUNDA SUPERIOR 2 | 1 | 1 | 1 | 1 | |
| 36 | 97095-06014 | BOLT PERNO | 2 | 2 | 2 | 2 | |
| 37 | 69J-45318-01 | BUSHING, DRIVE SHAFT BUJE, EJE DE MANDO | 1 | 1 | 1 | 1 | |
| 38 | 93420-36M01 | CIRCLIP SEGURO | 1 | 1 | 1 | 1 | |
| 39 | 61A-45155-00 | CAP TAPA | 1 | 1 | 1 | 1 | |
| 40 | 97095-06010 | BOLT PERNO | 1 | 1 | 1 | 1 | |
| 41 | 92995-06600 | WASHER ARANDELA | 1 | 1 | 1 | 1 | |
| 42 | 6E5-83558-00 | END, NIPPLE EXTREMO DE NIPLE | 1 | 1 | 1 | 1 | |
| 43 | 90465-11M10 | CLAMP BRIDA | 2 | 2 | 2 | 2 | |
| 44 | 90445-07010 | HOSE (L1330) TUBO (L1330) | 1 | 1 | 1 | 1 | X(25.3") X(25.3") |
| 45 | 61A-45378-00 | NIPPLE, HOSE NIPLE MANGUERA | 1 | 1 | 1 | 1 | |
| 46 | 93606-12019 | PIN, DOWEL PASADOR DE CLAVIJA | 1 | 1 | 1 | 1 | |
| 47 | 90119-06M17 | BOLT, WITH WASHER TORNILLO CON ARANDELA | 1 | 1 | 1 | 1 | |
| 48 | 69J-14624-01 | COVER, EXHAUST CUBIERTA ESCAPE | 1 | 1 | 1 | 1 | |
| 49 | 97880-06016 | SCREW, PAN HEAD TORNILLO DE CABEZA CON PLANA | 2 | 2 | 2 | 2 | |
| 50 | 92990-06600 | WASHER, PLATE ARANDELA PLANA | 2 | 2 | 2 | 2 | |
| 51 | 69J-15312-01 | GASKET, OIL PAN EMPAQ BANDEJA DE ACEITE | 1 | 1 | 1 | 1 | |



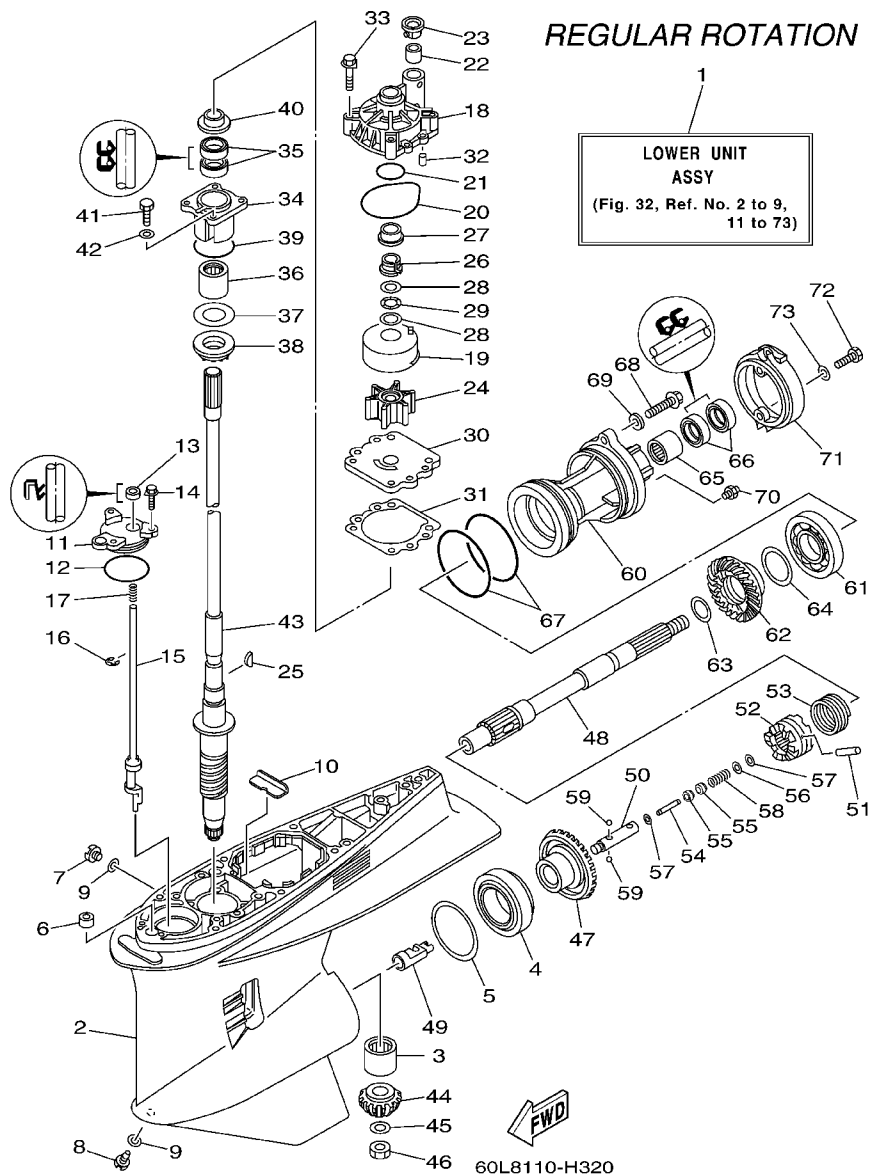
69J7100-G310

FIG. 31 OIL PAN

OIL PAN

| REF. NO. | PART NO. CODIGO Nº | DESCRIPTION DESCRIPCION | 69J7 | 60L7 | 69K7 | 60M7 | REMARKS OBSERVACIONES |
|----------|--------------------|---|------|------|------|------|-----------------------|
| 1 | 69J-15311-00-5B | OIL PAN BANDEJA DE ACEITE | 1 | 1 | 1 | 1 | |
| 2 | 69J-15761-00 | SEAL, RUBBER 1 SELLO DE GOMA 1 | 1 | 1 | 1 | 1 | |
| 3 | 97575-08560 | BOLT, WITH WASHER PERNO CON ARANDELA | 10 | 10 | 10 | 10 | |
| 4 | 97575-08535 | BOLT, WITH WASHER PERNO CON ARANDELA | 2 | 2 | 2 | 2 | |
| 5 | 93608-16M16 | PIN, DOWEL PASADOR DE CLAVIJA | 2 | 2 | 2 | 2 | |
| 6 | 90340-14M06 | PLUG, STRAIGHT SCREW TORNILLO, DE DRENAJE | 1 | 1 | 1 | 1 | |
| 7 | 90430-14M09 | GASKET JUNTA | 1 | 1 | 1 | 1 | |
| 8 | 69J-13411-00 | STRAINER, OIL FILTRO DE ACEITE | 1 | 1 | 1 | 1 | |
| 9 | 90387-06M64 | .COLLAR .ESPACIADOR | 3 | 3 | 3 | 3 | |
| 10 | 69J-13415-00 | .SEAL, OIL STRAINER .SELLO COLADOR ACEITE | 1 | 1 | 1 | 1 | |
| 11 | 97027-06025 | BOLT PERNO | 3 | 3 | 3 | 3 | |
| 12 | 92907-06600 | WASHER, PLATE ARANDELA | 3 | 3 | 3 | 3 | |
| 13 | 69J-13300-01 | OIL PUMP ASSY BOMBA DE ACEITE COMPLETA | 1 | 1 | 1 | 1 | |
| 14 | 69J-13329-00 | .GASKET, PUMP COVER .EMPAQUE TAPA DE BOMBA | 1 | 1 | 1 | 1 | |
| 15 | 69J-13338-00 | .OIL SEAL .SELLO ACEITE | 1 | 1 | 1 | 1 | |
| 16 | 69J-13119-00 | .OIL SEAL .SELLO ACEITE | 1 | 1 | 1 | 1 | |
| 17 | 69J-13631-00 | .OIL SEAL .SELLO ACEITE | 2 | 2 | 2 | 2 | |
| 18 | 69J-11355-00 | SEAL, CYLINDER 1 RETEN ACEITE CILINDRO 1 | 1 | 1 | 1 | 1 | |
| 19 | 97575-06540 | BOLT, WITH WASHER PERNO CON ARANDELA | 4 | 4 | 4 | 4 | |
| 20 | 93210-25552 | O-RING ANILLO O | 2 | 2 | 2 | 2 | |
| 21 | 69J-15362-10 | PLUG, OIL LEVEL TAPON DEL NIVEL DE ACEITE | 1 | 1 | 1 | 1 | |
| 22 | 69J-15377-00 | GUIDE, INLET GUIA DE ENTRADA | 1 | 1 | 1 | 1 | |
| 23 | 93210-19MJ3 | O-RING ANILLO O | 1 | 1 | 1 | 1 | |
| 24 | 97095-06020 | BOLT PERNO | 1 | 1 | 1 | 1 | |
| 25 | 92995-06100 | WASHER, SPRING ARANDELA | 1 | 1 | 1 | 1 | |
| 26 | 92995-06600 | WASHER ARANDELA | 1 | 1 | 1 | 1 | |

FIG. 32 LOWER CASING & DRIVE 1 IMPULSOR E INFERIOR 1



| REF. NO. | PART NO. CODIGO Nº | DESCRIPTION DESCRIPCION | 69J7 | 60L7 | 69K7 | 60M7 | REMARKS OBSERVACIONES |
|--------------|-------------------------------------|--|------|------|------|----------|----------------------------|
| 1 | 69J-45300-22-8D | LOWER UNIT ASSY CONJUNTO UNIDAD INFERIOR | 1 | 1 | | | X(25.3"),RH X(25.3"),RH |
| 2 | 61A-45301-10-8D | CASING, LOWER FUNDA INFERIOR COMPLETA | 1 | 1 | | | |
| 3 | 93311-83280 | BEARING COJINETE DE RODILLOS | 1 | 1 | | | |
| 4 | 93332-000W1 | BEARING COJINETE | 1 | 1 | | | |
| 5 | 61A-45567-00 | SHIM (T:0.10MM) LAINA (T:0.10MM) | 1 | 1 | | | UR UR |
| 61A-45567-10 | SHIM (T:0.12MM) LAINA (T:0.12MM) | 1 | 1 | | | UR UR | |
| 61A-45567-20 | SHIM (T:0.15MM) LAINA (T:0.15MM) | 1 | 1 | | | UR UR | |
| 61A-45567-30 | SHIM (T:0.18MM) LAINA (T:0.18MM) | 1 | 1 | | | UR UR | |
| 61A-45567-40 | SHIM (T:0.30MM) LAINA (T:0.30MM) | 1 | 1 | | | UR UR | |
| 61A-45567-50 | SHIM (T:0.40MM) LAINA (T:0.40MM) | 1 | 1 | | | UR UR | |
| 61A-45567-60 | SHIM (T:0.50MM) LAINA (T:0.50MM) | 1 | 1 | | | UR UR | |
| 6 | 663-44366-00 | DAMPER, WATER SEAL GOMA DEL SELLO DE AGUA | 1 | 1 | | | |
| 7 | 90340-08002 | PLUG, STRAIGHT SCREW TORNILLO, DE DRENAJE | 1 | 1 | | | |
| 8 | 688-45341-10 | PLUG, DRAIN TAPON, DREN | 1 | 1 | | | |
| 9 | 90430-08020 | GASKET JUNTA | 2 | 2 | | | |
| 10 | 61A-45376-00-94 | GUIDE, SEAL DAMPER GUIA DE SELLO GOMA | 1 | 1 | | | |
| 11 | 61A-45321-01 | PLATE PLACA | 1 | 1 | | | |
| 12 | 93210-64488 | O-RING ANILLO O | 1 | 1 | | | |
| 13 | 93106-09014 | OIL SEAL SELLO ACEITE | 1 | 1 | | | |
| 14 | 90119-06M10 | BOLT, WITH WASHER TORNILLO CON ARANDELA | 3 | 3 | | | |
| 15 | 69J-44150-00 | SHIFT CAM ASSY CONJUNTO EJE LEVA COMPL. | 1 | 1 | | | |
| 16 | 99001-08600 | CIRCLIP PRESILLA REDONDA | 1 | 1 | | | |
| 17 | 90501-11M10 | SPRING, COMPRESSION RESORTE DE COMPRESION | 1 | 1 | | | |
| 18 | 61A-44311-01 | HOUSING, WATER PUMP CAJA BOMBA DE AGUA | 1 | 1 | | | |
| 19 | 61A-44322-02 | INSERT, CARTRIDGE CARTUCHO | 1 | 1 | | | |
| 20 | 93210-86M38 | O-RING ANILLO O | 1 | 1 | | | |
| 21 | 93210-37160 | O-RING ANILLO O | 1 | 1 | | | |

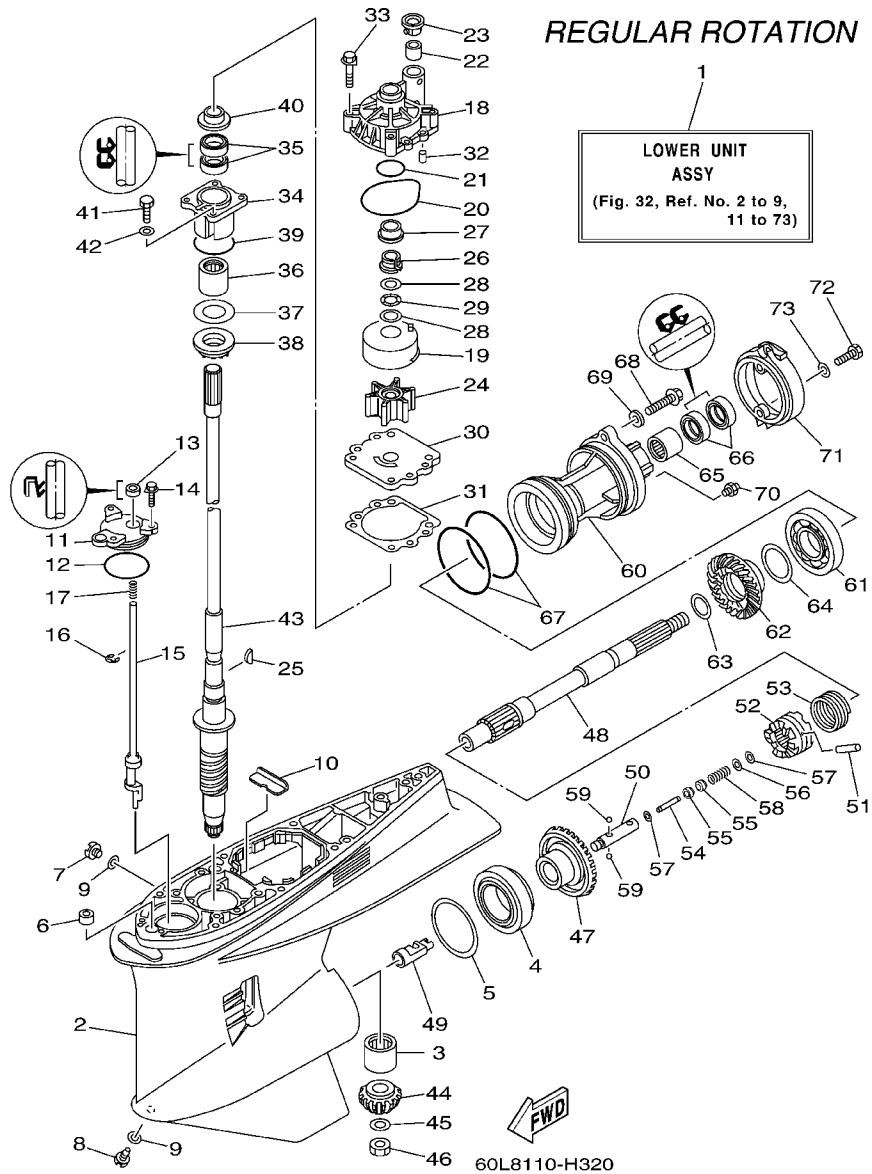


FIG. 32 LOWER CASING & DRIVE 1 IMPULSOR E INFERIOR 1

| REF. NO. | PART NO. CODIGO Nº | DESCRIPTION DESCRIPCION | 69J7 | 60L7 | 69K7 | 60M7 | REMARKS OBSERVACIONES |
|----------|--------------------|--|------|------|------|------|-----------------------|
| 22 | 6E5-44365-00 | DAMPER, WATER SEAL HULE DE SELLO DE AGUA | 1 | 1 | | | |
| 23 | 6E5-44312-00 | COVER, WATER PUMP HOUSING CUBIERTA CAJA BOMBA DE AGUA | 1 | 1 | | | |
| 24 | 6E5-44352-01 | IMPELLER IMPULSOR | 1 | 1 | | | |
| 25 | 90280-04M05 | KEY, WOODRUFF CUNA WOODRUFF | 1 | 1 | | | |
| 26 | 61A-45538-00 | SPACER 1 ESPACIADOR 1 | 1 | 1 | | | |
| 27 | 61A-45527-00 | COLLAR, DRIVE SHAFT COLLAR EJE FLECHA DE PROPULSION | 1 | 1 | | | |
| 28 | 90201-22M01 | WASHER, PLATE ARANDELA PLANA | 2 | 2 | | | |
| 29 | 90206-22M19 | WASHER, WAVE ARANDELA ONDULADA | 1 | 1 | | | |
| 30 | 6G5-44323-00 | OUTER PLATE, CARTRIDGE PLACA EXTERIOR DEL CARTUCHO | 1 | 1 | | | |
| 31 | 6E5-44315-A0 | GASKET, WATER PUMP EMPAQUE | 1 | 1 | | | |
| 32 | 93606-12019 | PIN, DOWEL PASADOR DE CLAVIJA | 2 | 2 | | | |
| 33 | 90119-08M14 | BOLT, WITH WASHER TORNILLO CON ARANDELA | 4 | 4 | | | |
| 34 | 61A-45331-00-94 | HOUSING, BEARING CAJA DE COJINETE | 1 | 1 | | | |
| 35 | 93101-28M16 | OIL SEAL SELLO ACEITE | 2 | 2 | | | |
| 36 | 93317-330U2 | BEARING COJINETE | 1 | 1 | | | |
| 37 | 61A-45587-00 | SHIM (T:0.10MM) LAINA (T:0.10MM) | 1 | 1 | | | UR |
| | 61A-45587-10 | SHIM (T:0.12MM) LAINA (T:0.12MM) | 1 | 1 | | | UR |
| | 61A-45587-20 | SHIM (T:0.15MM) LAINA (T:0.15MM) | 1 | 1 | | | UR |
| | 61A-45587-30 | SHIM (T:0.18MM) LAINA (T:0.18MM) | 1 | 1 | | | UR |
| | 61A-45587-40 | SHIM (T:0.30MM) LAINA (T:0.30MM) | 1 | 1 | | | UR |
| | 61A-45587-50 | SHIM (T:0.40MM) LAINA (T:0.40MM) | 1 | 1 | | | UR |
| | 61A-45587-60 | SHIM (T:0.50MM) LAINA (T:0.50MM) | 1 | 1 | | | UR |
| 38 | 93341-930U9 | BEARING COJINETES CON RODAMIENTOS | 1 | 1 | | | |
| 39 | 93210-55M14 | O-RING ANILLO O | 1 | 1 | | | |
| 40 | 6E5-45344-00 | COVER, OIL SEAL CUBIERTA SELLO ACEITE | 1 | 1 | | | |
| 41 | 97095-08025 | BOLT PERNO | 4 | 4 | | | |
| 42 | 92995-08600 | WASHER ARANDELA | 4 | 4 | | | |

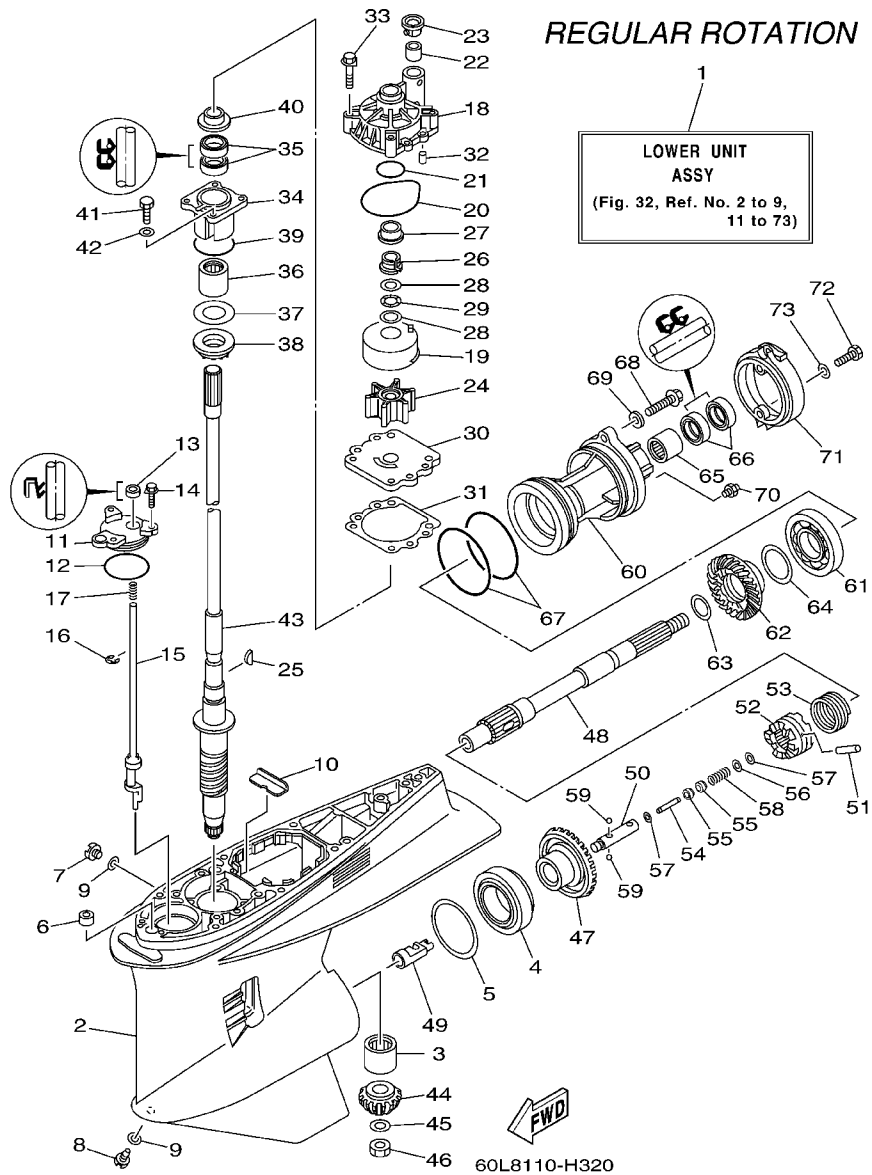
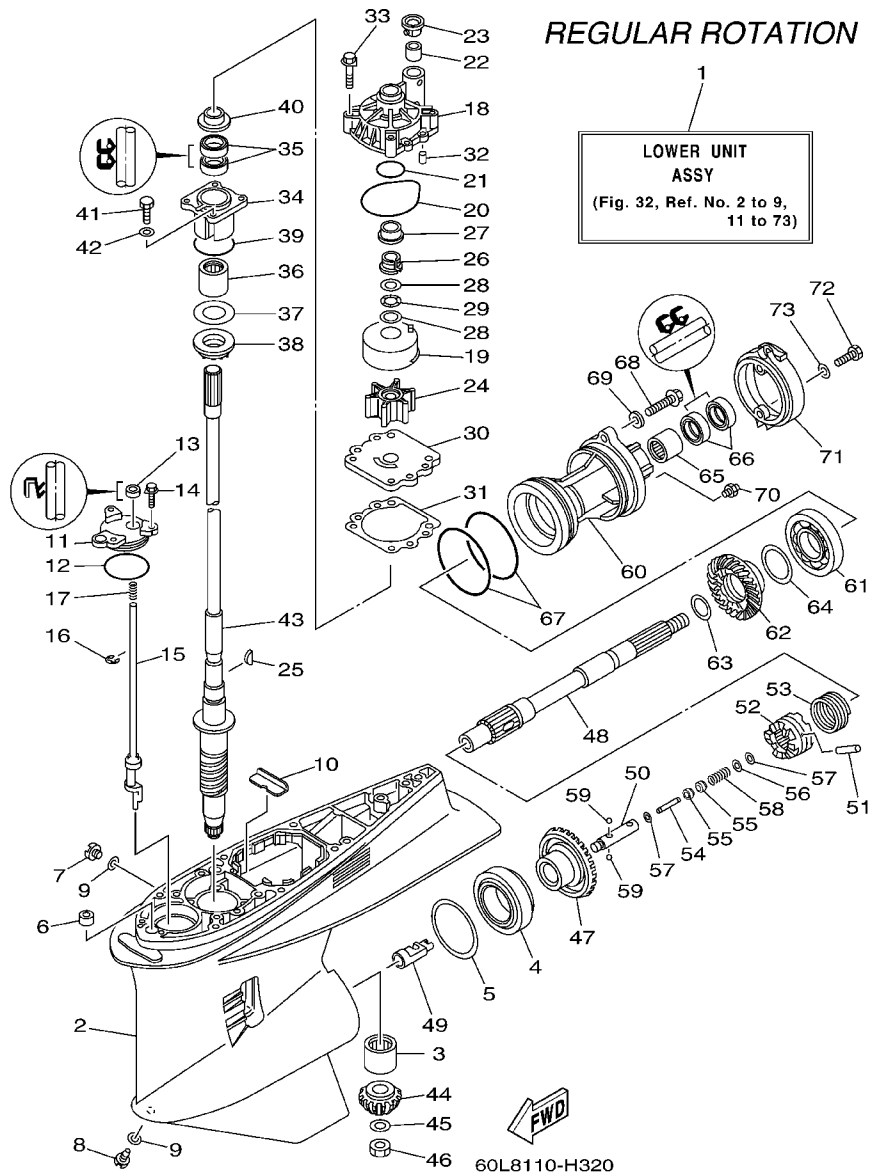


FIG. 32 LOWER CASING & DRIVE 1 IMPULSOR E INFERIOR 1

| REF. NO. | PART NO. CODIGO Nº | DESCRIPTION DESCRIPCION | 69J7 | 60L7 | 69K7 | 60M7 | REMARKS OBSERVACIONES |
|----------|--------------------|--|------|------|------|------|-----------------------|
| 43 | 69J-45501-00 | DRIVE SHAFT COMP. EJE DE MANDO COMPL. | 1 | 1 | | | X(25.3") X(25.3") |
| 44 | 6P2-45551-01 | PINION (15T) PINON (15T) | 1 | 1 | | | |
| 45 | 90201-16M00 | WASHER, PLATE ARANDELA PLANA | 1 | 1 | | | |
| 46 | 90170-16M19 | NUT TUERCA | 1 | 1 | | | |
| 47 | 6P2-45560-00 | GEAR 1 (30T) ENGRANAJE 1 (30T) | 1 | 1 | | | |
| 48 | 69J-45611-00 | SHAFT, PROPELLER EJE PROPUSOR | 1 | 1 | | | |
| 49 | 61A-45641-02 | SHIFTER CAMBIO | 1 | 1 | | | |
| 50 | 61A-45634-01 | SLIDE, SHIFT DESLIZADOR, CAMBIO | 1 | 1 | | | |
| 51 | 61A-45632-00 | PIN, CROSS PASADOR TRANSVERSAL | 1 | 1 | | | |
| 52 | 69J-45631-00 | CLUTCH, DOG EMBRAGUE DE GARRA | 1 | 1 | | | |
| 53 | 61A-45633-00 | RING, CROSS PIN ANILLO DE PASADOR | 1 | 1 | | | |
| 54 | 6H1-45668-00 | SHAFT, FREE EJE | 1 | 1 | | | |
| 55 | 61A-45635-00 | PLUNGER, SHIFT EMBOLO DE CAMBIO | 2 | 2 | | | |
| 56 | 90201-02M00 | WASHER, PLATE ARANDELA PLANA | 1 | 1 | | | |
| 57 | 90183-02M03 | NUT, SPRING TUERCA DE RESORTE | 2 | 2 | | | |
| 58 | 90501-10M77 | SPRING, COMPRESION RESORTE DE COMPRESION | 1 | 1 | | | |
| 59 | 93501-04011 | BALL BOLA | 2 | 2 | | | |
| 60 | 69J-45332-00-94 | HOUSING, BEARING CAJA BALERO 2 | 1 | 1 | | | |
| 61 | 93306-210U0 | BEARING COJINETE | 1 | 1 | | | |
| 62 | 6P2-45571-00 | GEAR 2 (30T) ENGRANAJE 2 (30T) | 1 | 1 | | | |
| 63 | 90201-31M00 | WASHER, PLATE ARANDELA PLANA | 1 | 1 | | | |
| 64 | 61A-45577-00 | SHIM (T:0.10MM) LAINA (T:0.10MM) | 1 | 1 | | | UR UR |
| | 61A-45577-10 | SHIM (T:0.12MM) LAINA (:0.12MM) | 1 | 1 | | | UR UR |
| | 61A-45577-20 | SHIM (T:0.15MM) LAINA (T:0.15MM) | 1 | 1 | | | UR UR |
| | 61A-45577-30 | SHIM (T:0.18MM) LAINA (T:0.18MM) | 1 | 1 | | | UR UR |
| | 61A-45577-40 | SHIM (T:0.30MM) LAINA (T:0.30MM) | 1 | 1 | | | UR UR |
| | 61A-45577-50 | SHIM (T:0.40MM) LAINA (T:0.40MM) | 1 | 1 | | | UR UR |

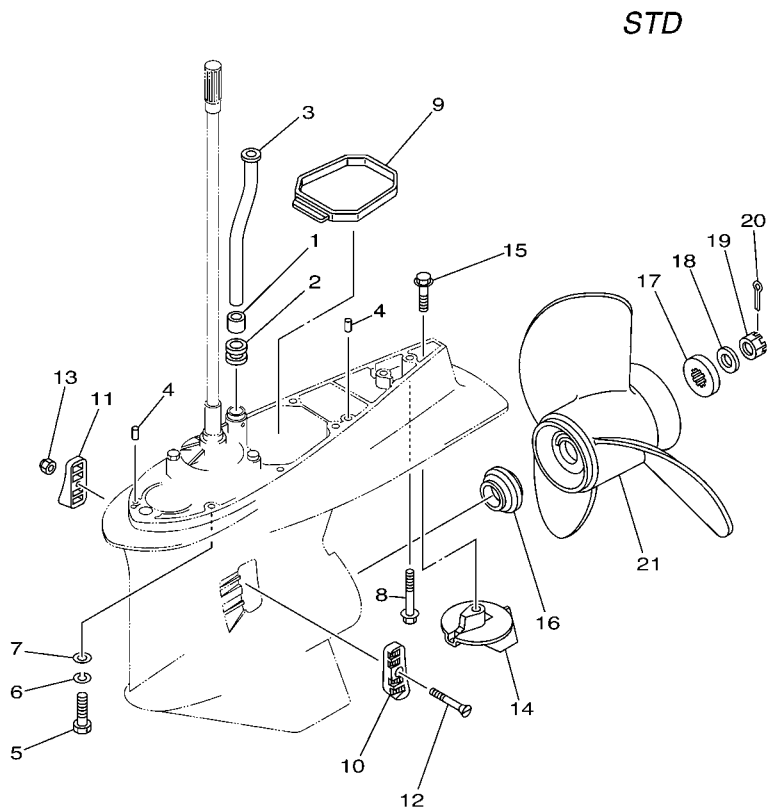
FIG. 32 LOWER CASING & DRIVE 1

IMPULSOR E INFERIOR 1



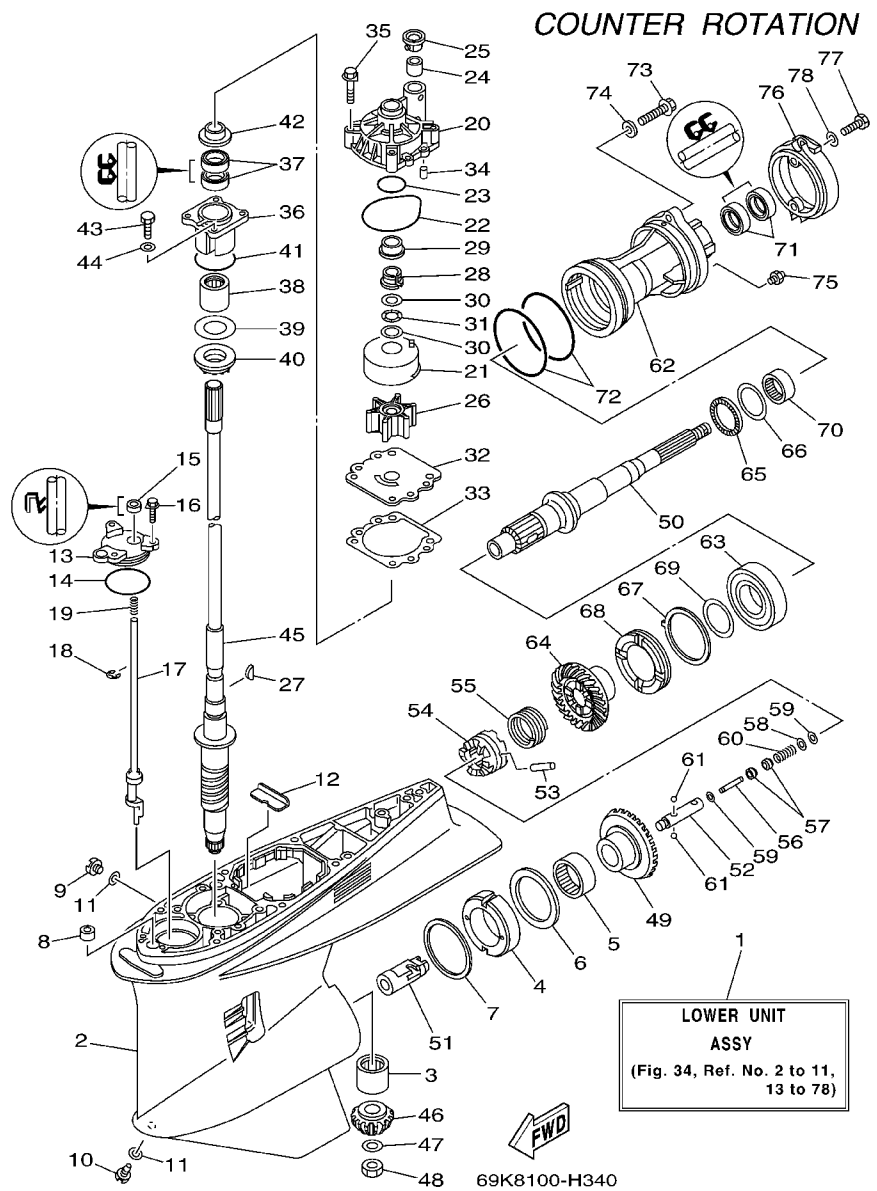
| REF. NO. | PART NO. CODIGO Nº | DESCRIPTION DESCRIPCION | 69J7 | 60L7 | 69K7 | 60M7 | REMARKS OBSERVACIONES |
|----------|--------------------|--|------|------|------|------|-----------------------|
| 64 | 61A-45577-60 | SHIM (T:0.50MM) LAINA (T:0.50MM) | 1 | 1 | | | UR UR |
| 65 | 93315-43061 | BEARING COJINETE DE RODILLOS | 1 | 1 | | | |
| 66 | 93101-30M17 | OIL SEAL SELLO ACEITE | 2 | 2 | | | |
| 67 | 93211-04384 | O-RING ANILLO O | 2 | 2 | | | |
| 68 | 90105-08036 | BOLT, FLANGE TORNILLO | 2 | 2 | | | |
| 69 | 90201-08023 | WASHER, PLATE ARANDELA PLANA | 2 | 2 | | | |
| 70 | 93700-09M00 | NIPPLE, GREASE BOQUILLA DE ENGRASAR | 1 | 1 | | | |
| 71 | 69J-45361-00-8D | CAP, LOWER CASING FUNDA INFERIOR | 1 | 1 | | | |
| 72 | 97095-08020 | BOLT PERNO | 2 | 2 | | | |
| 73 | 92995-08600 | WASHER ARANDELA | 2 | 2 | | | |

FIG. 33 LOWER CASING & DRIVE 2 IMPULSOR E INFERIOR 2



69J2100-3320

| REF. NO. | PART NO. CODIGO Nº | DESCRIPTION DESCRIPCION | 69J7 | 60L7 | 69K7 | 60M7 | REMARKS OBSERVACIONES |
|----------|--------------------|--|------|------|------|------|-----------------------|
| 1 | 6E5-44365-00 | DAMPER, WATER SEAL HULE DE SELLO DE AGUA | 1 | 1 | | | |
| 2 | 6E5-44366-00 | DAMPER, WATER SEAL GOMA DEL SELLO DE AGUA | 1 | 1 | | | |
| 3 | 69J-44361-00 | TUBE, WATER TUBO DE AGUA | 1 | 1 | | | X(25.3") X(25.3") |
| 4 | 93608-12M05 | PIN, DOWEL PASADOR DE CLAVIJA | 2 | 2 | | | |
| 5 | 97095-10045 | BOLT PERNO | 7 | 7 | | | X(25.3") X(25.3") |
| 6 | 92995-10100 | WASHER ARANDELA | 7 | 7 | | | X(25.3") X(25.3") |
| 7 | 92995-10600 | WASHER ARANDELA | 7 | 7 | | | X(25.3") X(25.3") |
| 8 | 90119-10MA2 | BOLT, WITH WASHER TORNILLO CON ARANDELA | 1 | 1 | | | X(25.3") X(25.3") |
| 9 | 69J-45375-00 | DAMPER, SEAL GOMA DE SELLO | 1 | 1 | | | |
| 10 | 61A-45214-10 | COVER, WATER INLET 1 CUBIERTA ENTRADA AGUA 1 | 1 | 1 | | | |
| 11 | 61A-45215-10 | COVER, WATER INLET 2 CUBIERTA ENTRADA AGUA 2 | 1 | 1 | | | |
| 12 | 90152-05003 | SCREW, COUNTERSUNK TORNILLO EMBUTIDO | 1 | 1 | | | |
| 13 | 90185-05002 | NUT, SELF-LOCKING TUERCA AUTOBLOCANTE | 1 | 1 | | | |
| 14 | 61A-45371-00 | TAB-TRIM QUILLA ESTABILIZADOR | 1 | 1 | | | |
| 15 | 90105-10M00 | BOLT, FLANGE TORNILLO | 1 | 1 | | | |
| 16 | 69J-45987-00 | SPACER ESPACIADOR | 1 | 1 | | | |
| 17 | 688-45997-01 | SPACER ESPACIADOR | 1 | 1 | | | |
| 18 | 92990-18200 | WASHER ARANDELA PLANA | 1 | 1 | | | |
| 19 | 90171-18M04 | NUT, CASTLE TUERCA ENTALLADA | 1 | 1 | | | |
| 20 | 91490-40030 | PIN, COTTER CHAVETA | 1 | 1 | | | |
| 21 | 6G5-45970-02-98 | PROPELLER (3X15-1/4"X15"-M) PROPELA (3X15-1/4"X15"-M) | 1 | 1 | | | UR UR |
| | 6G5-45972-02-98 | PROPELLER (3X13-3/4"X21"-M) PROPELA (3X13-3/4"X21"-M) | 1 | 1 | | | UR UR |
| | 6G5-45974-03-98 | PROPELLER (3X13-3/4"X19"-M2) PROPELA (3X13-3/4"X19"-M2) | 1 | 1 | | | UR UR |
| | 6G5-45978-03-98 | PROPELLER (3X13-3/4"X17"-M2) PROPELA (3X13-3/4"X17"-M2) | 1 | 1 | | | UR UR |
| | 61A-45972-00-98 | PROPELLER (3X14-1/2"X21"-T) PROPELA (3X14-1/2"X21"-T) | 1 | 1 | | | UR UR |
| | 61A-45974-00-98 | PROPELLER (3X14-1/2"X19"-T) PROPELA (3X14-1/2"X19"-T) | 1 | 1 | | | UR UR |
| | 61A-45978-00-98 | PROPELLER (3X15"X17"-T) PROPELA (3X15"X17"-T) | 1 | 1 | | | UR UR |



COUNTER ROTATION

LOWER UNIT ASSY
(Fig. 34, Ref. No. 2 to 11, 13 to 78)



69K8100-H340

FIG. 34 LOWER CASING & DRIVE 3 IMPULSOR E INFERIOR 3

| REF. NO. | PART NO. CODIGO N° | DESCRIPTION DESCRIPCION | 69J7 | 60L7 | 69K7 | 60M7 | REMARKS OBSERVACIONES |
|----------|--------------------|--|------|------|------|------|----------------------------|
| 1 | 69K-45300-22-8D | LOWER UNIT ASSY CONJUNTO UNIDAD INFERIOR | | | 1 | 1 | X(25.3"),LH X(25.3"),LH |
| 2 | 61A-45301-10-8D | CASING, LOWER FUNDA INFERIOR COMPLETA | | | 1 | 1 | |
| 3 | 93311-83280 | BEARING COJINETE DE RODILLOS | | | 1 | 1 | |
| 4 | 61B-45538-01 | SPACER 1 ESPACIADOR 1 | | | 1 | 1 | |
| 5 | 93315-660W3 | BEARING COJINETE DE RODILLOS | | | 1 | 1 | |
| 6 | 93341-670V0 | BEARING COJINETES CON RODAMIENTOS | | | 1 | 1 | |
| 7 | 61A-45567-00 | SHIM (T:0.10MM) LAINA (T:0.10MM) | | | 1 | 1 | UR |
| | 61A-45567-10 | SHIM (T:0.12MM) LAINA (T:0.12MM) | | | 1 | 1 | UR |
| | 61A-45567-20 | SHIM (T:0.15MM) LAINA (T:0.15MM) | | | 1 | 1 | UR |
| | 61A-45567-30 | SHIM (T:0.18MM) LAINA (T:0.18MM) | | | 1 | 1 | UR |
| | 61A-45567-40 | SHIM (T:0.30MM) LAINA (T:0.30MM) | | | 1 | 1 | UR |
| | 61A-45567-50 | SHIM (T:0.40MM) LAINA (T:0.40MM) | | | 1 | 1 | UR |
| | 61A-45567-60 | SHIM (T:0.50MM) LAINA (T:0.50MM) | | | 1 | 1 | UR |
| 8 | 663-44366-00 | DAMPER, WATER SEAL GOMA DEL SELLO DE AGUA | | | 1 | 1 | |
| 9 | 90340-08002 | PLUG, STRAIGHT SCREW TORNILLO, DE DRENAJE | | | 1 | 1 | |
| 10 | 688-45341-10 | PLUG, DRAIN TAPON, DREN | | | 1 | 1 | |
| 11 | 90430-08020 | GASKET JUNTA | | | 2 | 2 | |
| 12 | 61A-45376-00-94 | GUIDE, SEAL DAMPER GUIA DE SELLO GOMA | | | 1 | 1 | |
| 13 | 61A-45321-01 | PLATE PLACA | | | 1 | 1 | |
| 14 | 93210-64488 | O-RING ANILLO O | | | 1 | 1 | |
| 15 | 93106-09014 | OIL SEAL SELLO ACEITE | | | 1 | 1 | |
| 16 | 90119-06M10 | BOLT, WITH WASHER TORNILLO CON ARANDELA | | | 3 | 3 | |
| 17 | 69K-44150-00 | SHIFT CAM ASSY CONJUNTO EJE LEVA COMPL. | | | 1 | 1 | |
| 18 | 99001-08600 | CIRCLIP PRESILLA REDONDA | | | 1 | 1 | |
| 19 | 90501-11M10 | SPRING, COMPRESSION RESORTE DE COMPRESION | | | 1 | 1 | |
| 20 | 61A-44311-01 | HOUSING, WATER PUMP CAJA BOMBA DE AGUA | | | 1 | 1 | |
| 21 | 61A-44322-02 | INSERT, CARTRIDGE CARTUCHO | | | 1 | 1 | |

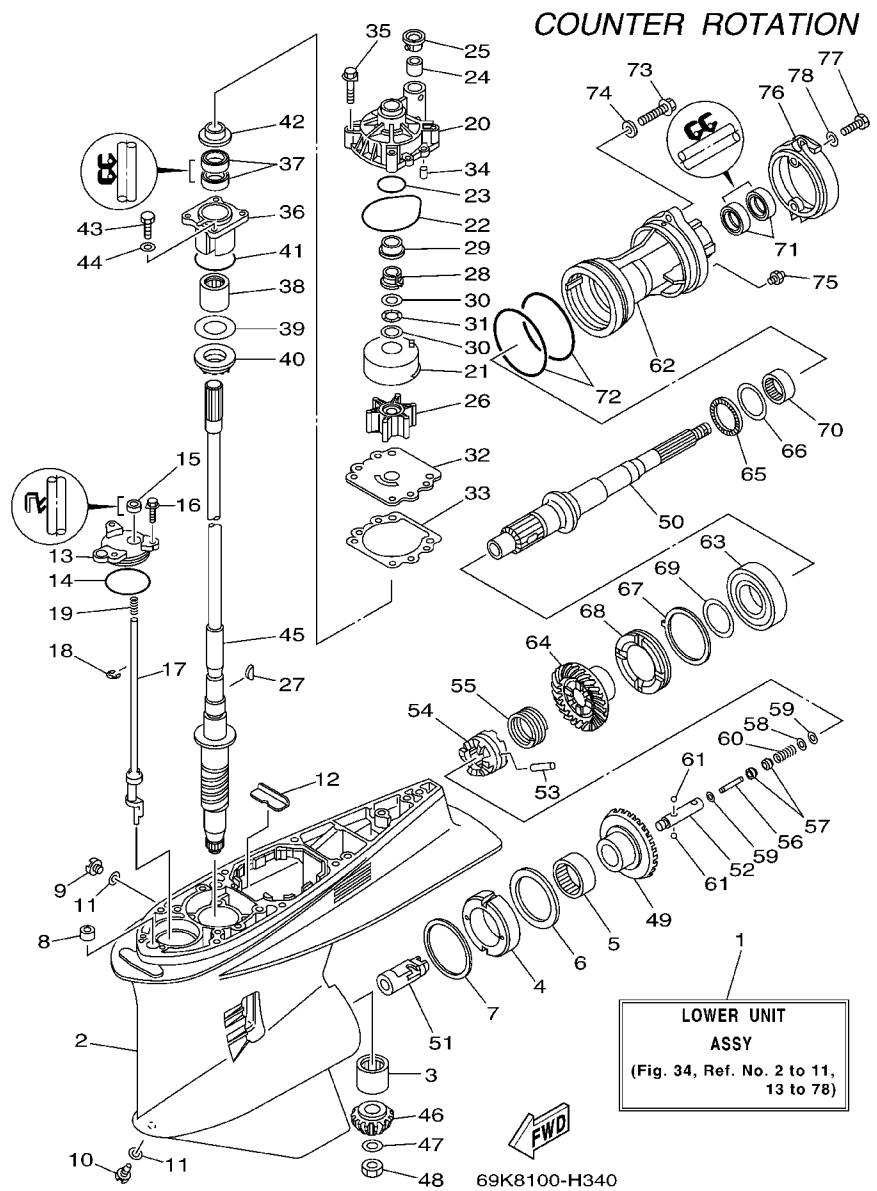
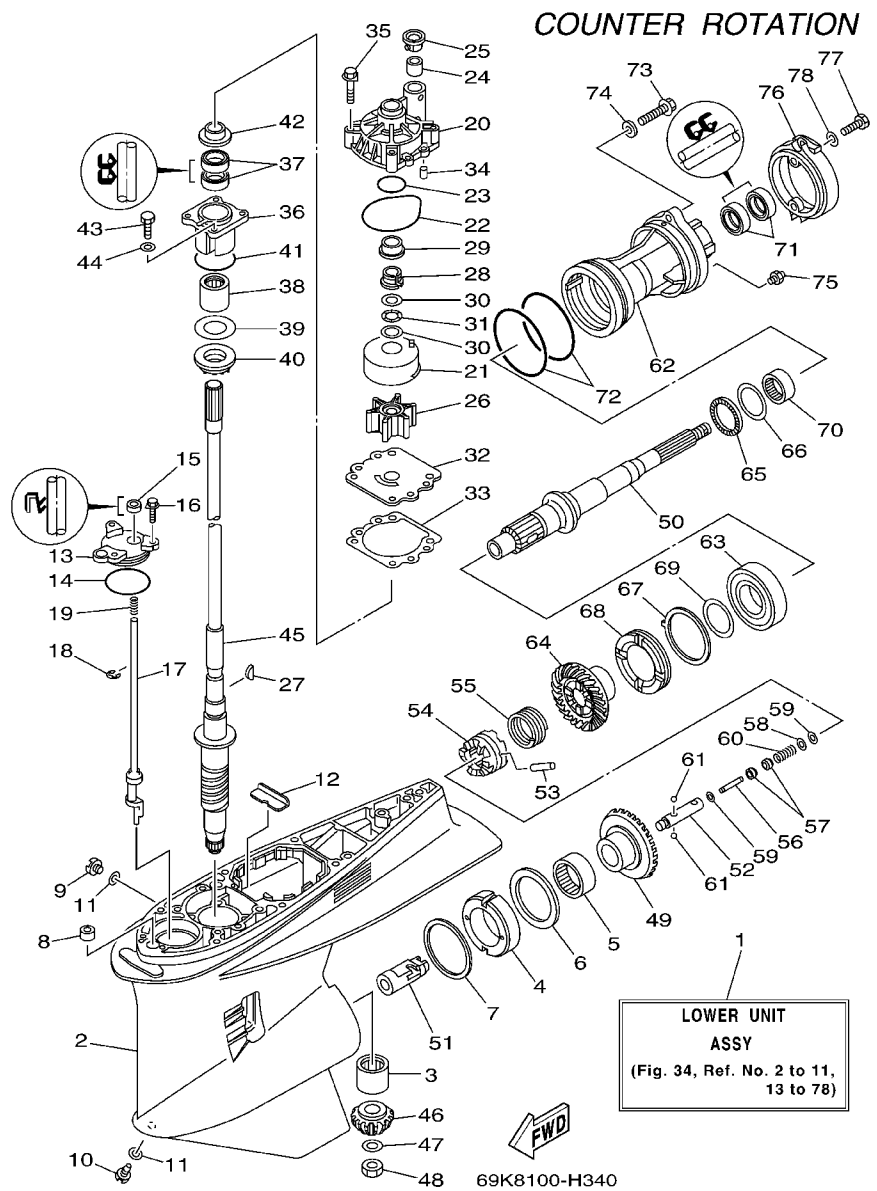


FIG. 34 LOWER CASING & DRIVE 3 IMPULSOR E INFERIOR 3

| REF. NO. | PART NO. CODIGO Nº | DESCRIPTION DESCRIPCION | 69J7 | 60L7 | 69K7 | 60M7 | REMARKS OBSERVACIONES |
|----------|--------------------|--|------|------|------|------|-----------------------|
| 22 | 93210-86M38 | O-RING ANILLO O | | | 1 | 1 | |
| 23 | 93210-37160 | O-RING ANILLO O | | | 1 | 1 | |
| 24 | 6E5-44365-00 | DAMPER, WATER SEAL HULE DE SELLO DE AGUA | | | 1 | 1 | |
| 25 | 6E5-44312-00 | COVER, WATER PUMP HOUSING CUBIERTA CAJA BOMBA DE AGUA | | | 1 | 1 | |
| 26 | 6E5-44352-01 | IMPELLER IMPULSOR | | | 1 | 1 | |
| 27 | 90280-04M05 | KEY, WOODRUFF CUNA WOODRUFF | | | 1 | 1 | |
| 28 | 61A-45538-00 | SPACER 1 ESPACIADOR 1 | | | 1 | 1 | |
| 29 | 61A-45527-00 | COLLAR, DRIVE SHAFT COLLAR EJE FLECHA DE PROPULSIO | | | 1 | 1 | |
| 30 | 90201-22M01 | WASHER, PLATE ARANDELA PLANA | | | 2 | 2 | |
| 31 | 90206-22M19 | WASHER, WAVE ARANDELA ONDULADA | | | 1 | 1 | |
| 32 | 6G5-44323-00 | OUTER PLATE, CARTRIDGE PLACA EXTERIOR DEL CARTUCHO | | | 1 | 1 | |
| 33 | 6E5-44315-A0 | GASKET, WATER PUMP EMPAQUE | | | 1 | 1 | |
| 34 | 93606-12019 | PIN, DOWEL PASADOR DE CLAVIJA | | | 2 | 2 | |
| 35 | 90119-08M14 | BOLT, WITH WASHER TORNILLO CON ARANDELA | | | 4 | 4 | |
| 36 | 61A-45331-00-94 | HOUSING, BEARING CAJA DE COJINETE | | | 1 | 1 | |
| 37 | 93101-28M16 | OIL SEAL SELLO ACEITE | | | 2 | 2 | |
| 38 | 93317-330U2 | BEARING COJINETE | | | 1 | 1 | |
| 39 | 61A-45587-00 | SHIM (T:0.10MM) LAINA (T:0.10MM) | | | 1 | 1 | UR |
| | 61A-45587-10 | SHIM (T:0.12MM) LAINA (T:0.12MM) | | | 1 | 1 | UR |
| | 61A-45587-20 | SHIM (T:0.15MM) LAINA (T:0.15MM) | | | 1 | 1 | UR |
| | 61A-45587-30 | SHIM (T:0.18MM) LAINA (T:0.18MM) | | | 1 | 1 | UR |
| | 61A-45587-40 | SHIM (T:0.30MM) LAINA (T:0.30MM) | | | 1 | 1 | UR |
| | 61A-45587-50 | SHIM (T:0.40MM) LAINA (T:0.40MM) | | | 1 | 1 | UR |
| | 61A-45587-60 | SHIM (T:0.50MM) LAINA (T:0.50MM) | | | 1 | 1 | UR |
| 40 | 93341-930U9 | BEARING COJINETES CON RODAMIENTOS | | | 1 | 1 | |
| 41 | 93210-55M14 | O-RING ANILLO O | | | 1 | 1 | |
| 42 | 6E5-45344-00 | COVER, OIL SEAL CUBIERTA SELLO ACEITE | | | 1 | 1 | |



COUNTER ROTATION

LOWER UNIT
ASSY
(Fig. 34, Ref. No. 2 to 11,
13 to 78)



69K8100-H340

FIG. 34 LOWER CASING & DRIVE 3 IMPULSOR E INFERIOR 3

| REF. NO. | PART NO. CODIGO N° | DESCRIPTION DESCRIPCION | 69J7 | 60L7 | 69K7 | 60M7 | REMARKS OBSERVACIONES |
|----------|--------------------|---|------|------|------|------|-----------------------|
| 43 | 97095-08025 | BOLT PERNO | | | 4 | 4 | |
| 44 | 92995-08600 | WASHER ARANDELA | | | 4 | 4 | |
| 45 | 69J-45501-00 | DRIVE SHAFT COMP. EJE DE MANDO COMPL. | | | 1 | 1 | X(25.3") X(25.3") |
| 46 | 6P2-45551-01 | PINION (15T) PINON (15T) | | | 1 | 1 | |
| 47 | 90201-16M00 | WASHER, PLATE ARANDELA PLANA | | | 1 | 1 | |
| 48 | 90170-16M19 | NUT TUERCA | | | 1 | 1 | |
| 49 | 6P3-45560-00 | GEAR 1 (30T) ENGRANAJE 1 (30T) | | | 1 | 1 | |
| 50 | 69K-45611-00 | SHAFT, PROPELLER EJE PROPUSOR | | | 1 | 1 | |
| 51 | 61B-45641-01 | SHIFTER CAMBIO | | | 1 | 1 | |
| 52 | 61A-45634-01 | SLIDE, SHIFT DESLIZADOR, CAMBIO | | | 1 | 1 | |
| 53 | 61A-45632-00 | PIN, CROSS PASADOR TRANSVERSAL | | | 1 | 1 | |
| 54 | 69J-45631-00 | CLUTCH, DOG EMBRAGUE DE GARRA | | | 1 | 1 | |
| 55 | 61A-45633-00 | RING, CROSS PIN ANILLO DE PASADOR | | | 1 | 1 | |
| 56 | 6H1-45668-00 | SHAFT, FREE EJE | | | 1 | 1 | |
| 57 | 61A-45635-00 | PLUNGER, SHIFT EMBOLO DE CAMBIO | | | 2 | 2 | |
| 58 | 90201-02M00 | WASHER, PLATE ARANDELA PLANA | | | 1 | 1 | |
| 59 | 90183-02M03 | NUT, SPRING TUERCA DE RESORTE | | | 2 | 2 | |
| 60 | 90501-10M77 | SPRING, COMPRESSION RESORTE DE COMPRESION | | | 1 | 1 | |
| 61 | 93501-04011 | BALL BOLA | | | 2 | 2 | |
| 62 | 69K-45332-00-94 | HOUSING, BEARING CAJA BALERO 2 | | | 1 | 1 | |
| 63 | 93332-00048 | BEARING COJINETE | | | 1 | 1 | |
| 64 | 6P3-45571-00 | GEAR 2 (30T) ENGRANAJE 2 (30T) | | | 1 | 1 | |
| 65 | 93341-440U5 | BEARING COJINETES CON RODAMIENTOS | | | 1 | 1 | |
| 66 | 6K1-45578-01 | SHIM (T:0.10MM) LAINA (T:0.10MM) | | | 1 | 1 | UR UR |
| | 6K1-45578-10 | SHIM (T:0.12MM) LAINA (T:0.12MM) | | | 1 | 1 | UR UR |
| | 6K1-45578-20 | SHIM (T:0.15MM) LAINA (T:0.15MM) | | | 1 | 1 | UR UR |
| | 6K1-45578-30 | SHIM (T:0.18MM) LAINA (T:0.18MM) | | | 1 | 1 | UR UR |

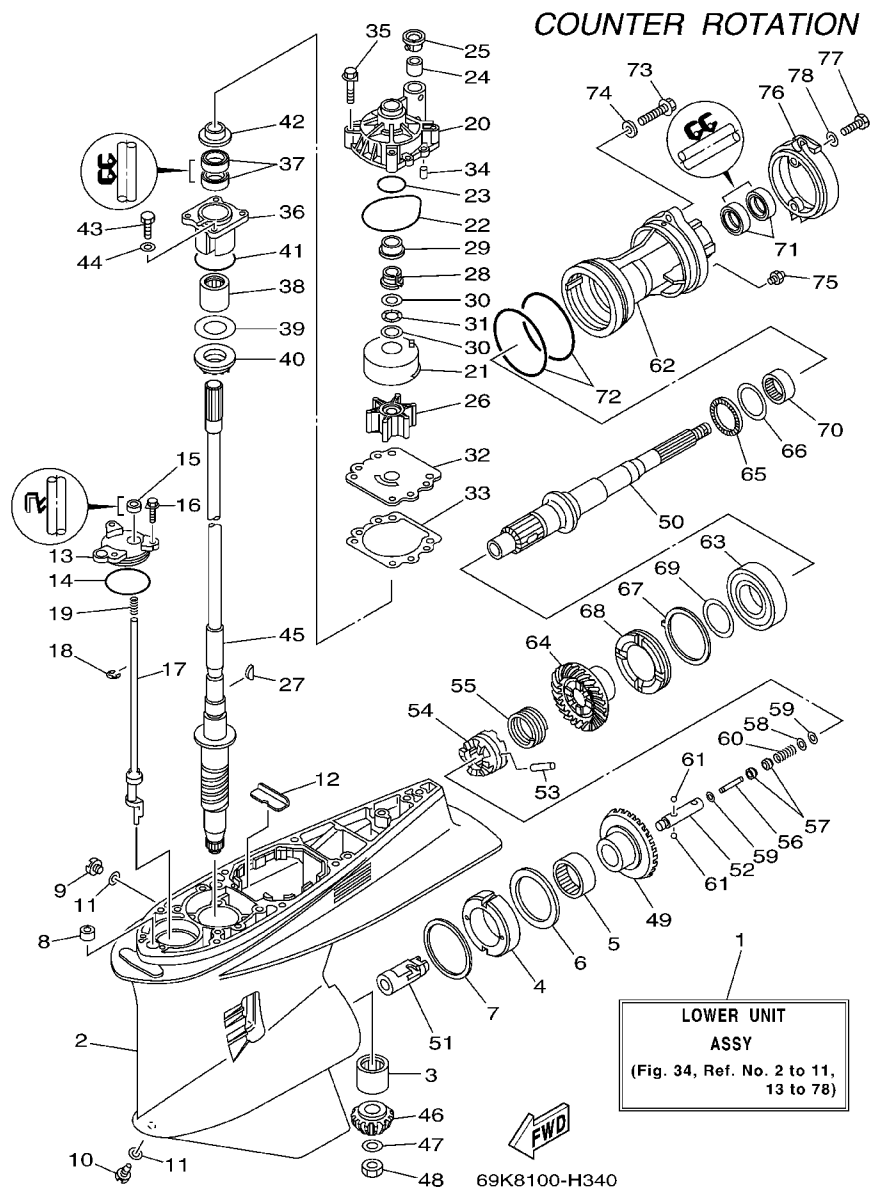
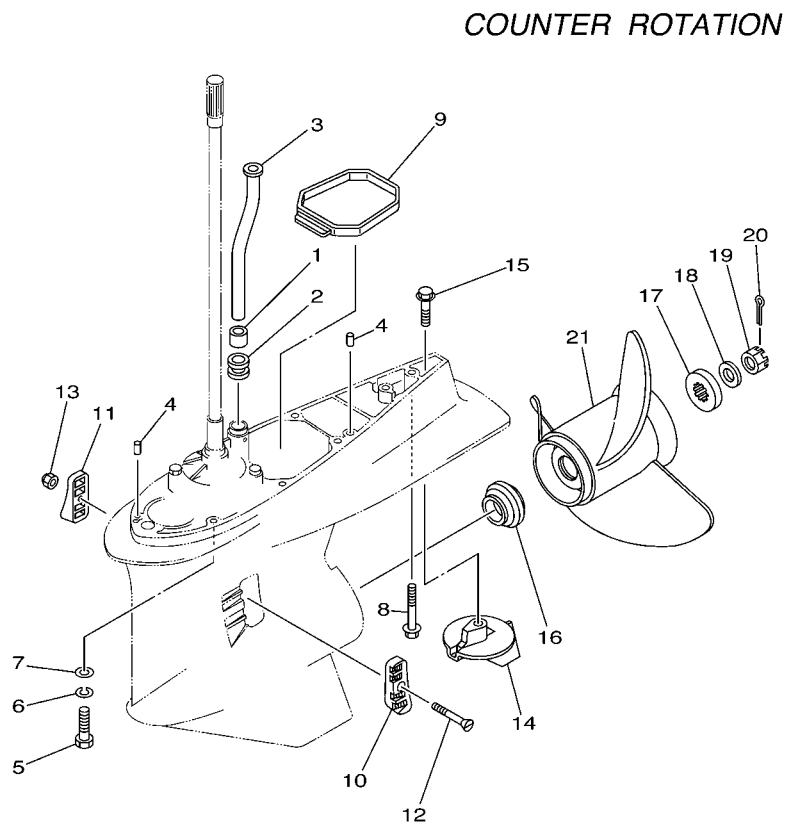


FIG. 34 LOWER CASING & DRIVE 3 IMPULSOR E INFERIOR 3

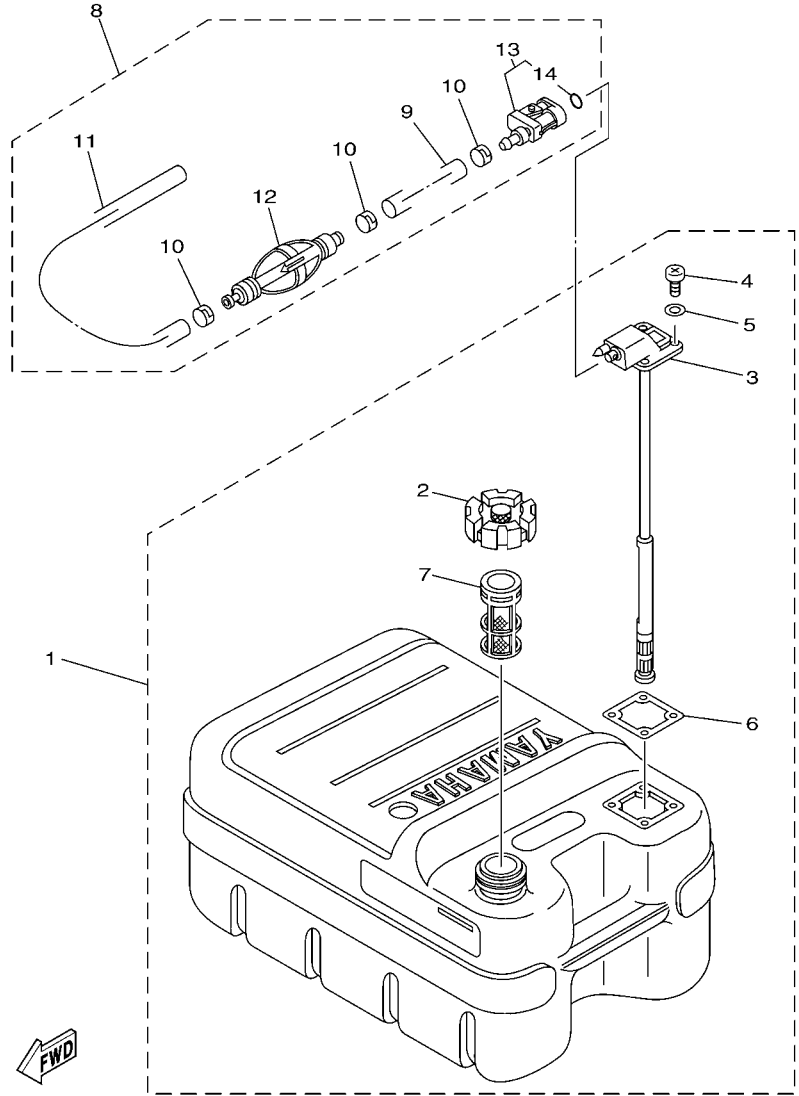
| REF. NO. | PART NO. CODIGO Nº | DESCRIPTION DESCRIPCION | 69J7 | 60L7 | 69K7 | 60M7 | REMARKS OBSERVACIONES |
|----------|--------------------|--|------|------|------|------|-----------------------|
| 66 | 6K1-45578-40 | SHIM (T:0.30MM) LAINA (T:0.30MM) | | | 1 | 1 | UR UR |
| | 6K1-45578-50 | SHIM (T:0.40MM) LAINA (T:0.40MM) | | | 1 | 1 | UR UR |
| | 6K1-45578-60 | SHIM (T:0.50MM) LAINA (T:0.50MM) | | | 1 | 1 | UR UR |
| 67 | 61B-45383-00 | WASHER, CLAW ARANDELA DE UNA | | | 1 | 1 | |
| 68 | 69K-45384-00 | NUT TUERCA | | | 1 | 1 | |
| 69 | 69K-45577-00 | SHIM (T:0.10MM) LAINA (:0.10MM) | | | 1 | 1 | UR UR |
| | 69K-45577-10 | SHIM (T:0.12MM) LAINA (:0.12MM) | | | 1 | 1 | UR UR |
| | 69K-45577-20 | SHIM (T:0.15MM) LAINA (T:0.15MM) | | | 1 | 1 | UR UR |
| | 69K-45577-30 | SHIM (T:0.18MM) LAINA (T:0.18MM) | | | 1 | 1 | UR UR |
| | 69K-45577-40 | SHIM (T:0.30MM) LAINA (T:0.30MM) | | | 1 | 1 | UR UR |
| | 69K-45577-50 | SHIM (T:0.40MM) LAINA (T:0.40MM) | | | 1 | 1 | UR UR |
| | 69K-45577-60 | SHIM (T:0.50MM) LAINA (T:0.50MM) | | | 1 | 1 | UR UR |
| 70 | 93315-43061 | BEARING COJINETE DE RODILLOS | | | 1 | 1 | |
| 71 | 93101-30M17 | OIL SEAL SELLO ACEITE | | | 2 | 2 | |
| 72 | 93211-04384 | O-RING ANILLO O | | | 2 | 2 | |
| 73 | 90105-08036 | BOLT, FLANGE TORNILLO | | | 2 | 2 | |
| 74 | 90201-08023 | WASHER, PLATE ARANDELA PLANA | | | 2 | 2 | |
| 75 | 93700-09M00 | NIPPLE, GREASE BOQUILLA DE ENGRASAR | | | 1 | 1 | |
| 76 | 69J-45361-00-8D | CAP, LOWER CASING FUNDA INFERIOR | | | 1 | 1 | |
| 77 | 97095-08020 | BOLT PERNO | | | 2 | 2 | |
| 78 | 92995-08600 | WASHER ARANDELA | | | 2 | 2 | |

FIG. 35 LOWER CASING & DRIVE 4 IMPULSOR E INFERIOR 4




69K2100-3340

| REF. NO. | PART NO. CODIGO Nº | DESCRIPTION DESCRIPCION | 69J7 | 60L7 | 69K7 | 60M7 | REMARKS OBSERVACIONES |
|----------|--------------------|--|------|------|------|------|-----------------------|
| 1 | 6E5-44365-00 | DAMPER, WATER SEAL HULE DE SELLO DE AGUA | | | 1 | 1 | |
| 2 | 6E5-44366-00 | DAMPER, WATER SEAL GOMA DEL SELLO DE AGUA | | | 1 | 1 | |
| 3 | 69J-44361-00 | TUBE, WATER TUBO DE AGUA | | | 1 | 1 | X(25.3") X(25.3") |
| 4 | 93608-12M05 | PIN, DOWEL PASADOR DE CLAVIJA | | | 2 | 2 | |
| 5 | 97095-10045 | BOLT PERNO | | | 7 | 7 | X(25.3") X(25.3") |
| 6 | 92995-10100 | WASHER ARANDELA | | | 7 | 7 | X(25.3") X(25.3") |
| 7 | 92995-10600 | WASHER ARANDELA | | | 7 | 7 | X(25.3") X(25.3") |
| 8 | 90119-10MA2 | BOLT, WITH WASHER TORNILLO CON ARANDELA | | | 1 | 1 | X(25.3") X(25.3") |
| 9 | 69J-45375-00 | DAMPER, SEAL GOMA DE SELLO | | | 1 | 1 | |
| 10 | 61A-45214-10 | COVER, WATER INLET 1 CUBIERTA ENTRADA AGUA 1 | | | 1 | 1 | |
| 11 | 61A-45215-10 | COVER, WATER INLET 2 CUBIERTA ENTRADA AGUA 2 | | | 1 | 1 | |
| 12 | 90152-05003 | SCREW, COUNTERSUNK TORNILLO EMBUTIDO | | | 1 | 1 | |
| 13 | 90185-05002 | NUT, SELF-LOCKING TUERCA AUTOBLOCANTE | | | 1 | 1 | |
| 14 | 61A-45371-00 | TAB-TRIM QUILLA ESTABILIZADOR | | | 1 | 1 | |
| 15 | 90105-10M00 | BOLT, FLANGE TORNILLO | | | 1 | 1 | |
| 16 | 69J-45987-00 | SPACER ESPACIADOR | | | 1 | 1 | |
| 17 | 688-45997-01 | SPACER ESPACIADOR | | | 1 | 1 | |
| 18 | 92990-18200 | WASHER ARANDELA PLANA | | | 1 | 1 | |
| 19 | 90171-18M04 | NUT, CASTLE TUERCA ENTALLADA | | | 1 | 1 | |
| 20 | 91490-40030 | PIN, COTTER CHAVETA | | | 1 | 1 | |
| 21 | 6K1-45970-01-98 | PROPELLER (3X15-1/4"X15"-ML) PROPELA (3X15-1/4"X15"-ML) | | | 1 | 1 | UR UR |
| | 6K1-45972-01-98 | PROPELLER (3X13-3/4"X21"-ML) PROPELA (3X13-3/4"X21"-ML) | | | 1 | 1 | UR UR |
| | 6K1-45974-02-98 | PROPELLER (3X13-3/4"X19"-ML1) PROPELA (3X13-3/4"X19"-ML1) | | | 1 | 1 | UR UR |
| | 6K1-45978-02-98 | PROPELLER (3X13-3/4"X17"-ML1) PROPELA (3X13-3/4"X17"-ML1) | | | 1 | 1 | UR UR |
| | 61B-45972-00-98 | PROPELLER (3X14-1/2"X21"-TL) PROPELA (3X14-1/2"X21"-TL) | | | 1 | 1 | UR UR |
| | 61B-45974-00-98 | PROPELLER (3X14-1/2"X19"-TL) PROPELA (3X14-1/2"X19"-TL) | | | 1 | 1 | UR UR |
| | 61B-45978-00-98 | PROPELLER (3X15"X17"-TL) PROPELA (3X15"X17"-TL) | | | 1 | 1 | UR UR |

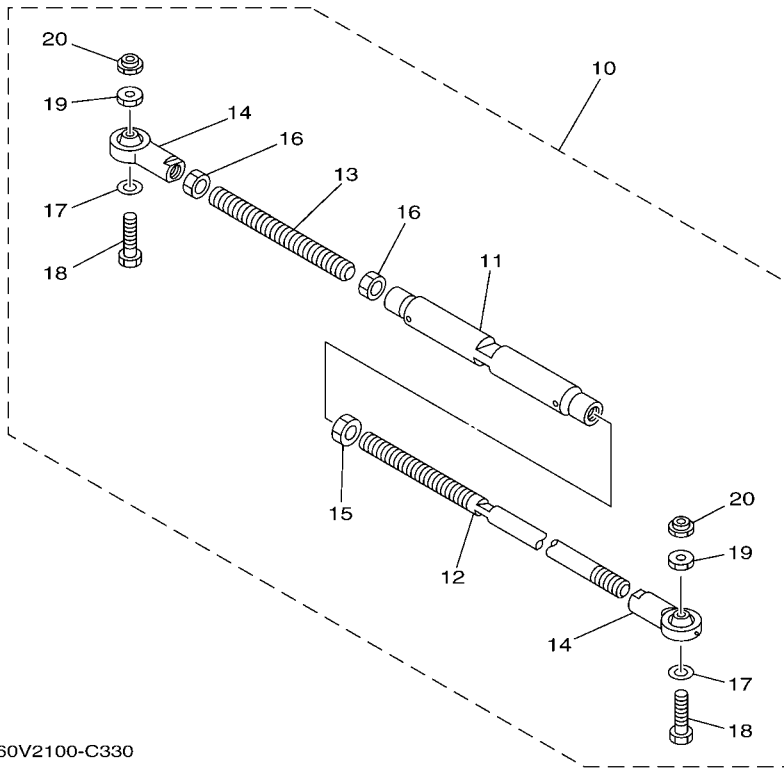
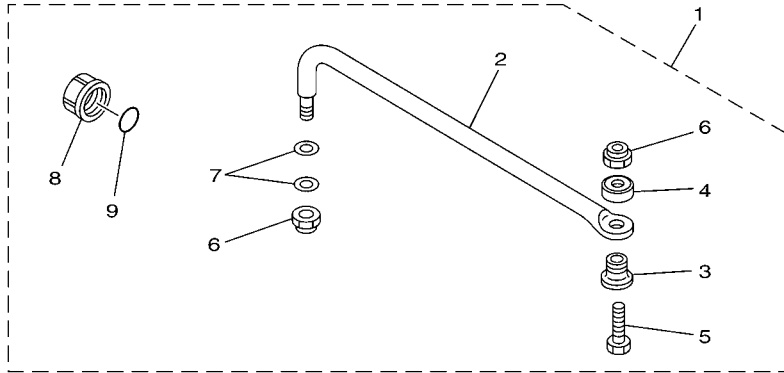


6N43100-C270

FIG. 36 FUEL TANK

DEPOSITO DE COMBUSTIBLE

| REF. NO. | PART NO. CODIGO Nº | DESCRIPTION DESCRIPCION | 69J7 | 60L7 | 69K7 | 60M7 | REMARKS OBSERVACIONES |
|----------|--------------------|---|------|------|------|------|----------------------------------|
| 1 | 6YJ-24201-10 | FUEL TANK ASSY (24L) TANQUE DEL COMBUSTIBLE (24L) | | 1 | | | AP FOR CHN AP FOR CHN |
| 2 | 6YJ-24610-01 | .CAP ASSY .TAPA COMPLETA | | 1 | | | |
| 3 | 6Y1-24260-12 | .FUEL METER ASSY .MEDIDOR DE COMBUSTIBLE COMPL. | | 1 | | | WITH INDICATOR WITH INDICATOR |
| 4 | 90157-05M19 | .SCREW, PAN HEAD .TORNILLO CABEZA CONICA PLANA | | 4 | | | |
| 5 | 6Y1-24329-00 | .SEAL .SELLO | | 4 | | | |
| 6 | 6Y1-24268-00 | .GASKET, FUEL METER .EMPAQ MEDIDOR DE COMBUSTIBLE | | 1 | | | |
| 7 | 6YJ-24167-00 | .STRAINER .COLADOR | | 1 | | | |
| 8 | 6Y2-24306-45 | FUEL PIPE COMP. 1 TUBO COMBUST. COMPL 1 | | 1 | | | AP FOR CHN AP FOR CHN |
| 9 | 90445-13M01 | .HOSE (L2050) .MANGUERA (L2050) | | 1 | | | |
| 10 | 6E5-24351-51 | .BAND 1 .ABRAZADERA 1 | | 3 | | | |
| 11 | 90445-13M35 | .HOSE (L250) .MANGUERA (L250) | | 1 | | | |
| 12 | 6Y2-24360-60 | .PRIMER PUMP ASSY .SOPORTE BOMBA | | 1 | | | |
| 13 | 6Y2-24305-06 | .FUEL PIPE JOINT COMP. 2 .CONECTOR MANGUERA COMBUST. 2 | | 1 | | | |
| 14 | 93210-08287 | ..O-RING ..ANILLO O | | 1 | | | |



60V2100-C330

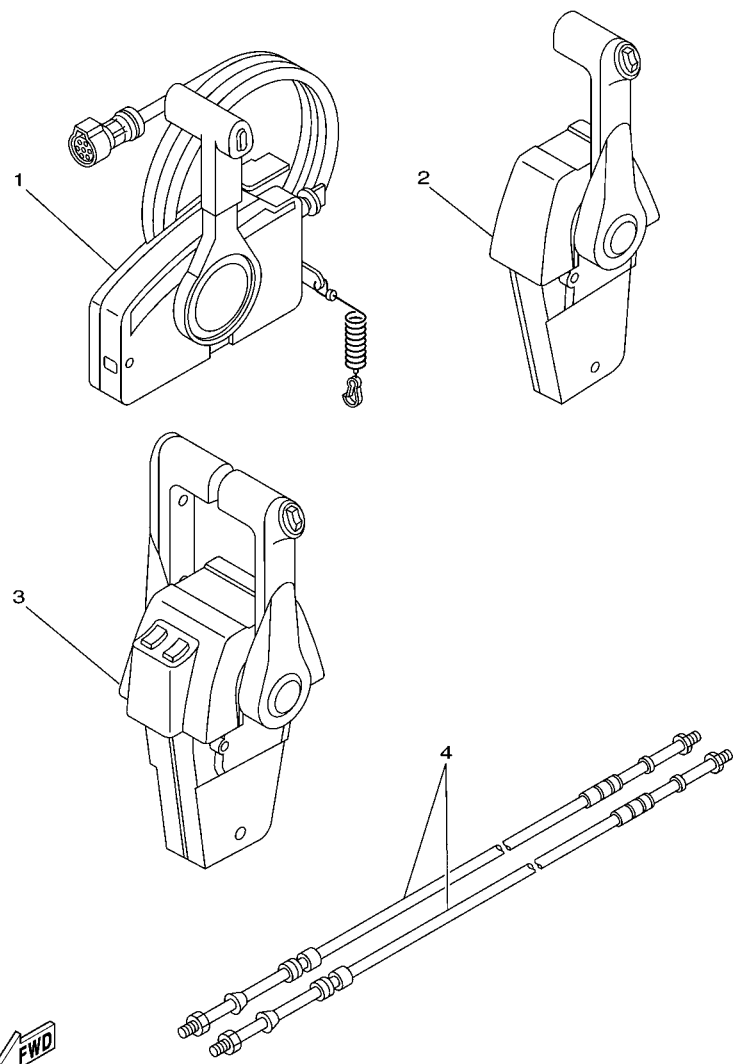
FIG. 37 STEERING GUIDE

DIRECCIONGUIAR

| REF. NO. | PART NO. CODIGO Nº | DESCRIPTION DESCRIPCION | 69J7 | 60L7 | 69K7 | 60M7 | REMARKS OBSERVACIONES |
|----------|--------------------|---|------|------|------|------|-----------------------|
| 1 | 6E5-61350-02 | STEERING GUIDE ATTACHMENT KIT ESTUCHE ADITAMENTO GUIA DE TIM | 1 | 1 | | | AP AP |
| 2 | 6E5-61351-01 | .ROD, STEERING LINK .VARILLA ESLABON DIRECCION | 1 | 1 | | | |
| 3 | 90387-10M61 | .COLLAR .ESPACIADOR | 1 | 1 | | | |
| 4 | 90560-12M01 | .SPACER .SEPARADOR | 1 | 1 | | | |
| 5 | 6E5-61355-00 | .BOLT .TORNILLO | 1 | 1 | | | |
| 6 | 90185-09M01 | .NUT, SELF-LOCKING .TUERCA AUTOBLOCANTE | 2 | 2 | | | |
| 7 | 90201-10M20 | .WASHER, PLATE .ARANDELA PLANA | 2 | 2 | | | |
| 8 | 6E5-43145-01 | .CAP, CLAMP BRACKET .TAPA | 1 | 1 | | | |
| 9 | 93210-16275 | .O-RING .ANILLO O | 1 | 1 | | | |
| 10 | 6E5-61301-01 | TWIN KIT (L:600-800MM) KIT ADITAMENTO (L:600-800MM) | | | 1 | 1 | AP AP |
| 11 | 6E5-61313-00 | .ADJUSTER .AJUSTADOR | | | 1 | 1 | |
| 12 | 6E5-61311-11 | .TIE BAR .BARRA SEPARADORA | | | 1 | 1 | |
| 13 | 6E5-61315-00 | .TIE BAR .ROTOR DE BOMBA AGUA | | | 1 | 1 | |
| 14 | 6E5-61303-00 | .STEERING AXLE COMP. .OJO-DIRECCION COMPL. | | | 2 | 2 | |
| 15 | 90170-14M06 | .NUT .TUERCA | | | 1 | 1 | |
| 16 | 95380-14700 | .NUT .TUERCA | | | 2 | 2 | |
| 17 | 90201-10M76 | .WASHER, PLATE .ARANDELA PLANA | | | 2 | 2 | |
| 18 | 90101-09M70 | .BOLT .TORNILLO | | | 2 | 2 | |
| 19 | 90170-09M05 | .NUT .TUERCA | | | 2 | 2 | |
| 20 | 90185-09M01 | .NUT, SELF-LOCKING .TUERCA AUTOBLOCANTE | | | 2 | 2 | |

FIG. 38 REMOTE CONTROL BOX

CONTROL REMOTO COMPLETO



 63P2100-D320

| REF. NO. | PART NO. CODIGO Nº | DESCRIPTION DESCRIPCION | 69J7 | 60L7 | 69K7 | 60M7 | REMARKS OBSERVACIONES |
|----------|--------------------|---|------|------|------|------|--------------------------------------|
| 1 | 703-48207-17 | REMOTE CONTROL ASSY (10P) REMOTO CONTROL COMPL. (10P) | 1 | | | | AP BRA AP BRA |
| | 703-48205-17 | REMOTE CONTROL ASSY (10P) REMOTO CONTROL COMPL. (10P) | | 1 | | | AP CHN AP CHN |
| 2 | 704-48205-P1 | REMOTE CONTROL ASSY (RIGHT) REMOTO CONTROL COMPL. | 1 | 1 | | | AP CAR AP CAR |
| 3 | 704-48207-P1 | REMOTE CONTROL ASSY REMOTO CONTROL COMPL. | | | 1 | 1 | AP WITH PT/T SW. AP WITH PT/T SW. |
| 4 | 701-48320-50 | CABLE, REMOTE CONTROL L=15F CABLE CONTROL REMOTO L=15F | 2 | 2 | 2 | 2 | UR UR |
| | 701-48320-60 | CABLE, REMOTE CONTROL L=16F CABLE CONTROL REMOTO L=16F | 2 | 2 | 2 | 2 | UR UR |
| | 701-48320-80 | CABLE, REMOTE CONTROL L=17F CABLE CONTROL REMOTO L=17F | 2 | 2 | 2 | 2 | UR UR |
| | 701-48350-00 | CABLE, REMOTE CONTROL L=21F CABLE CONTROL REMOTO L=21F | 2 | 2 | 2 | 2 | UR UR |
| | 701-48350-20 | CABLE, REMOTE CONTROL L=23F CABLE CONTROL REMOTO L=23F | 2 | 2 | 2 | 2 | UR UR |
| | 701-48350-50 | CABLE, REMOTE CONTROL L=26F CABLE CONTROL REMOTO L=26F | 2 | 2 | 2 | 2 | UR UR |

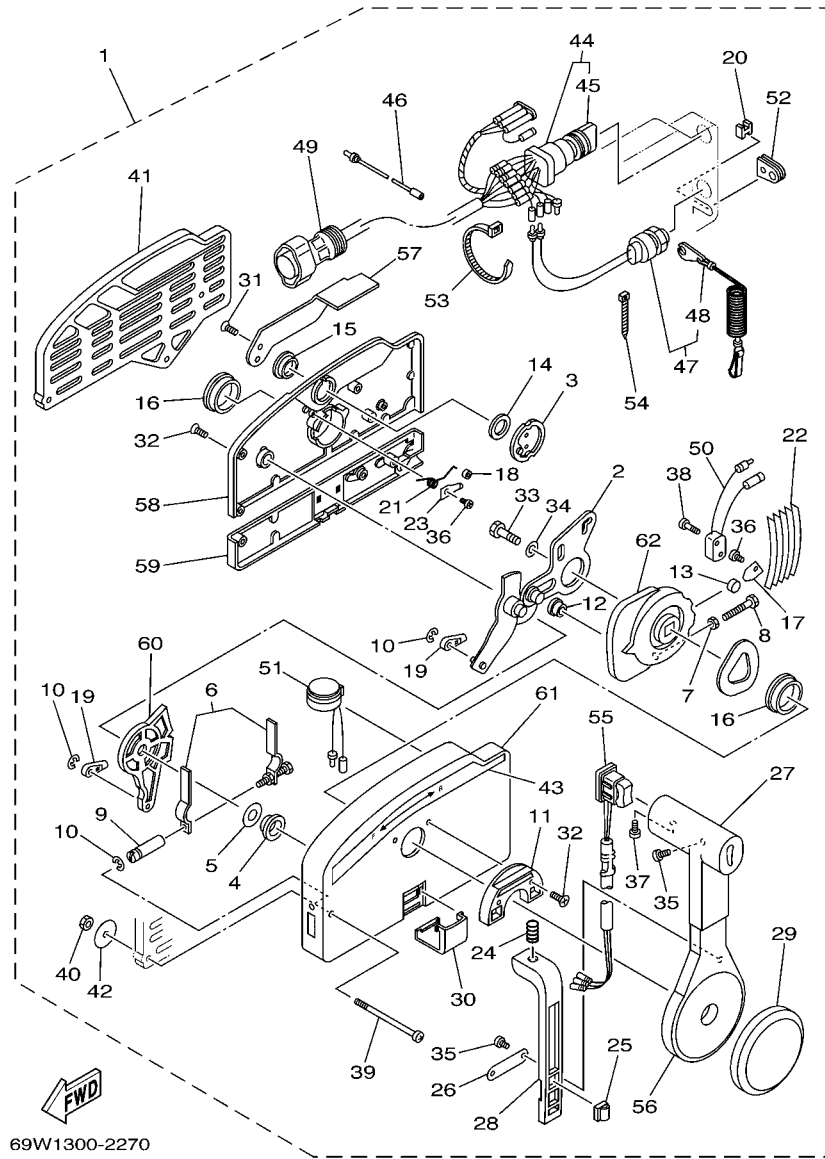
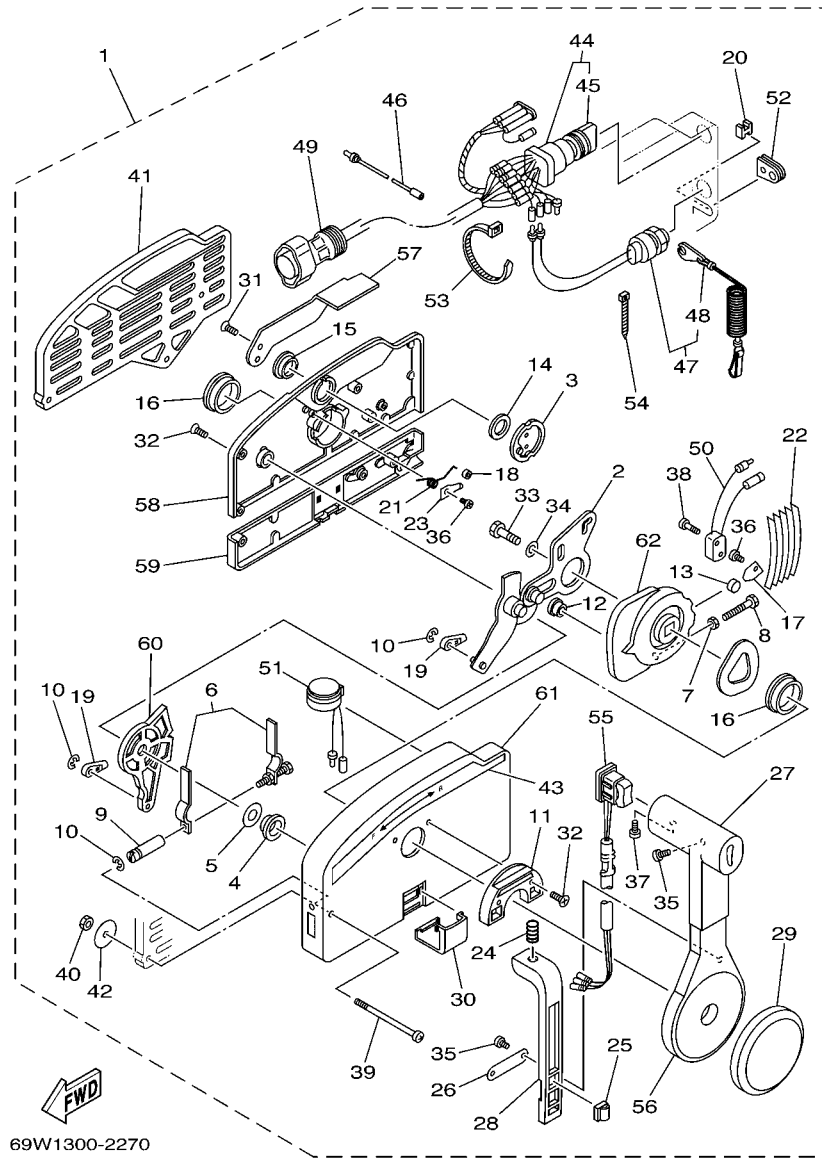


FIG. 39 REMOTE CONTROL ASSY 1 CONTROL REMOTO COMPL 1

| REF. NO. | PART NO. CODIGO Nº | DESCRIPTION DESCRIPCION | 69J7 | 60L7 | 69K7 | 60M7 | REMARKS OBSERVACIONES |
|----------|--------------------|---|------|------|------|------|--------------------------------|
| 1 | 703-48207-17 | REMOTE CONTROL ASSY (10P) REMOTO CONTROL COMPL. (10P) | 1 | | | | AP BRA AP BRA |
| | 703-48205-17 | REMOTE CONTROL ASSY (10P) REMOTO CONTROL COMPL. (10P) | | 1 | | | AP CHN AP CHN |
| 2 | 703-48261-01 | .ARM, THROTTLE .BRAZO ACELERADOR | 1 | 1 | | | |
| 3 | 703-48153-00 | .SHAFT, FREE ACCEL. .EJE | 1 | 1 | | | |
| 4 | 703-48235-00 | .BUSHING .BUJE | 1 | 1 | | | |
| 5 | 703-48268-00 | .SPACER .ESPACIADOR 3 | 1 | 1 | | | |
| 6 | 703-48264-00 | .FRICTION, THROTTLE .FRICCION DE ACELERADOR | 1 | 1 | | | |
| 7 | 95380-05600 | .NUT .TUERCA | 1 | 1 | | | |
| 8 | 97380-05025 | .BOLT .TORNILLO HEXAGONAL | 1 | 1 | | | |
| 9 | 703-48265-00 | .SHAFT, FRICTION .EJE FRICCION | 1 | 1 | | | |
| 10 | 93430-06024 | .CIRCLIP .SEGURO | 3 | 3 | | | |
| 11 | 703-48245-00 | .PLATE, LOCK .PLACA CERRADURA | 1 | 1 | | | |
| 12 | 703-48252-00 | .ROLLER, CAM .RODILLO LEVA | 1 | 1 | | | |
| 13 | 701-48248-00 | .ROLLER, FREE ACCEL. .RODILLO ACELERADOR LIBRE | 1 | 1 | | | |
| 14 | 703-48198-00 | .WASHER, WAVE .RONDANA ONDULADA 3 | 1 | 1 | | | |
| 15 | 703-48243-00 | .BUSHING .BUJE 3 | 1 | 1 | | | |
| 16 | 703-48236-00 | .BUSHING 1 .BUJE | 2 | 2 | | | |
| 17 | 703-48189-00 | .RETAINER .RETENEDOR | 1 | 1 | | | |
| 18 | 703-48234-00 | .ROLLER, DETENT .RODILLO | 1 | 1 | | | |
| 19 | 703-48345-01 | .CABLE END, REMOTE CONTROL 2 .TERMINAL CABLE DE CONTROL REMO | 2 | 2 | | | |
| 20 | 703-48358-00 | .ANCHOR, CABLE .ABRAZADERA CABLE | 1 | 1 | | | |
| 21 | 703-48244-00 | .SPRING, FREE ACCEL. .RESORTE ACELERADOR LIBRE | 1 | 1 | | | |
| 22 | 703-48238-00 | .SPRING, DETENT .RESORTE | 5 | 5 | | | |
| 23 | 703-48246-00 | .SPACER .ESPACIADOR | 1 | 1 | | | |
| 24 | 703-48227-00 | .SPRING, NEUTRAL LOCK .RESORTE DE SEGURO | 1 | 1 | | | |
| 25 | 703-82594-00 | .CLAMP .GRAMPA | 1 | 1 | | | WITH PT/T SW. WITH PT/T SW. |
| 26 | 703-48226-00 | .PLATE, STOPPER .PLACA RETEN | 1 | 1 | | | |



69W1300-2270

FIG. 39 REMOTE CONTROL ASSY 1 CONTROL REMOTO COMPL 1

| REF. NO. | PART NO. CODIGO N° | DESCRIPTION DESCRIPCION | 69J7 | 60L7 | 69K7 | 60M7 | REMARKS OBSERVACIONES |
|----------|--------------------|---|------|------|------|------|--------------------------------------|
| 27 | 703-48222-00 | .GRIP, CONTROL LEVER .MANGO DE PALANCA CONTROL | 1 | 1 | | | SINGLE SINGLE |
| 28 | 703-48223-00 | .LOCK, NEUTRAL .CERRADURA NEUTRO | 1 | 1 | | | |
| 29 | 703-48225-00 | .COVER .CUBIERTA | 1 | 1 | | | |
| 30 | 703-48219-00 | .COVER, LEAD .CUBIERTA | 1 | 1 | | | |
| 31 | 703-48281-00 | .SCREW .TORNILLO 1 | 2 | 2 | | | |
| 32 | 703-48282-00 | .SCREW .TORNILLO 2 | 7 | 7 | | | |
| 33 | 97380-08030 | .BOLT .TORNILLO HEXAGONAL | 1 | 1 | | | |
| 34 | 92990-08600 | .WASHER, PLATE .ARANDELA PLANA | 1 | 1 | | | |
| 35 | 98580-04010 | .SCREW, PAN HEAD .TORNILLO DE CABEZA CRUZADA | 3 | 3 | | | |
| 36 | 98580-04006 | .SCREW, PAN HEAD .TORNILLO DE CABEZA CRUZADA | 2 | 2 | | | |
| 37 | 98580-05010 | .SCREW, PAN HEAD .TORNILLO DE CABEZA CRUZADA | 1 | 1 | | | |
| 38 | 98580-03015 | .SCREW, PAN HEAD .TORNILLO DE CABEZA CRUZADA | 2 | 2 | | | |
| 39 | 703-48291-10 | .SCREW (M6) .TORNILLO (M6) | 3 | 3 | | | |
| 40 | 95380-06600 | .NUT, HEXAGON .TUERCA | 3 | 3 | | | |
| 41 | 703-48293-10 | .SPACER, REMOTE CONTROL .ESPACIADOR | 1 | 1 | | | SINGLE SINGLE |
| 42 | 701-48287-00 | .WASHER .ARANDELA | 3 | 3 | | | |
| 43 | 703-48215-00 | .GRAPHIC .CALCOMANIA 1 | 1 | 1 | | | |
| 44 | 703-82510-43 | .MAIN SWITCH ASSY .CONJUNTO DE LLAVE IGNICION | 1 | 1 | | | |
| 45 | 703-82577-00 | .CAP, KEY .TAPA | 1 | 1 | | | |
| 46 | 703-82531-00 | .WIRE, LEAD (L70) .CABLE CONDUCTOR (L70) | 1 | 1 | | | |
| 47 | 688-82575-01 | .ENGINE STOP SWITCH ASSY .INTERRUPTOR DE PARADA COMPL | 1 | 1 | | | |
| 48 | 682-82556-00 | .LANYARD, STOP SWITCH .RETENER | 1 | 1 | | | |
| 49 | 688-8258A-20 | .EXTENSION, WIRE HARNESS (4.9M) .EXTENSION, ARNES DE CABLES (4.) | 1 | 1 | | | (10P) (10P) |
| 50 | 703-82540-00 | .NEUTRAL SWITCH ASSY .INTERRUPTOR NEUTRAL COMPL | 1 | 1 | | | |
| 51 | 703-83383-02 | .BUZZER .ZUMBADOR | 1 | 1 | | | |
| 52 | 703-48284-10 | .GROMMET .TAPON | 1 | | | | FOR 703-48207-17 FOR 703-48207-17 |
| | 703-48284-00 | .GROMMET .TAPON | | 1 | | | FOR 703-48205-17 FOR 703-48205-17 |

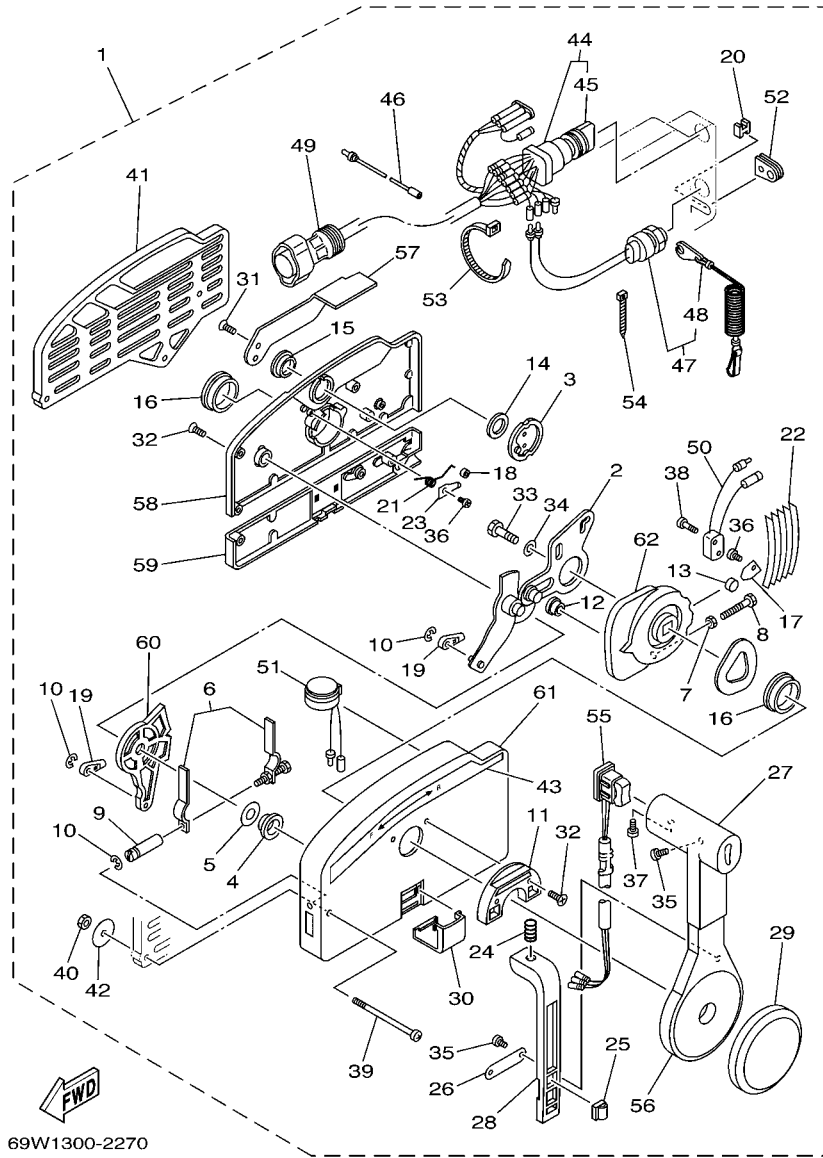
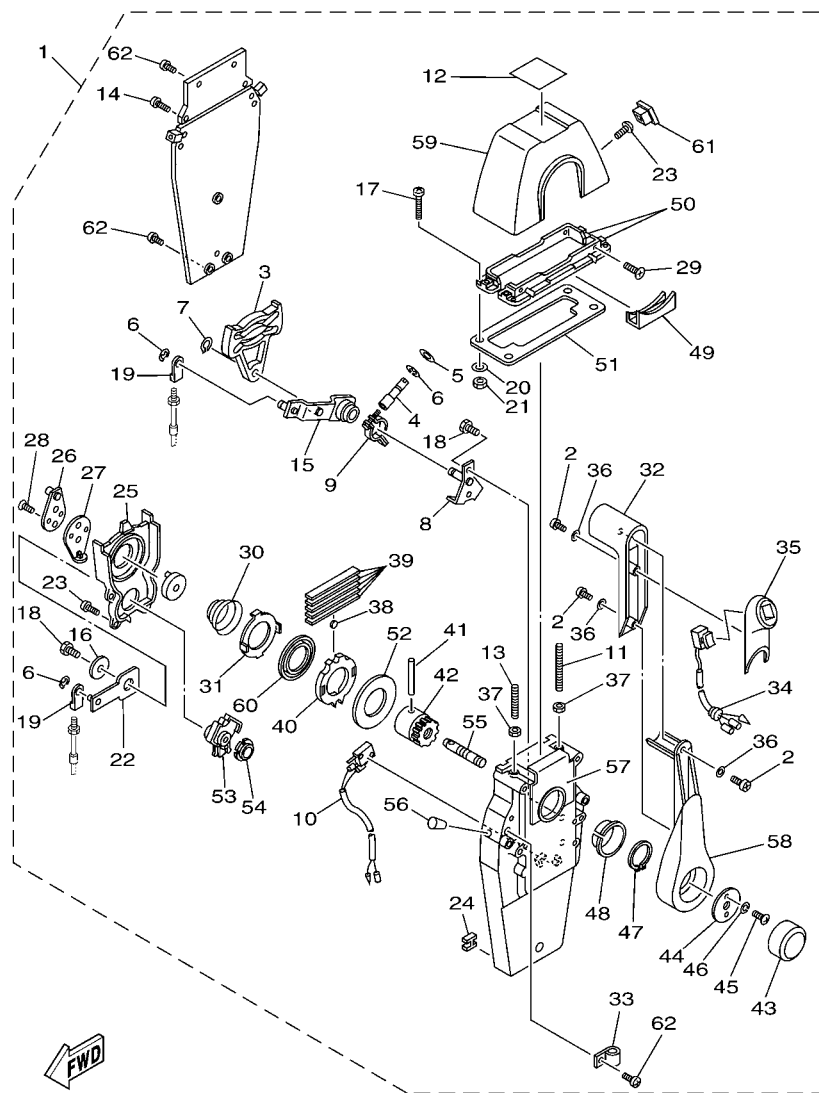


FIG. 39 REMOTE CONTROL ASSY 1 CONTROL REMOTO COMPL 1

| REF. NO. | PART NO. CODIGO Nº | DESCRIPTION DESCRIPCION | 69J7 | 60L7 | 69K7 | 60M7 | REMARKS OBSERVACIONES |
|----------|--------------------|---|------|------|------|------|--------------------------------------|
| 53 | 703-82591-00 | .BAND .BANDA | 3 | | | | FOR 703-48207-17 FOR 703-48207-17 |
| | 703-82591-00 | .BAND .BANDA | | 1 | | | FOR 703-48205-17 FOR 703-48205-17 |
| 54 | 703-82592-00 | .BAND .BANDA | 1 | 1 | | | |
| 55 | 703-82563-12 | .TRIM & TILT SWITCH ASSY .INTERRUPTOR DE INCLINACION | 1 | | | | FOR 703-48207-17 FOR 703-48207-17 |
| | 703-82563-02 | .TRIM & TILT SWITCH ASSY .INTERRUPTOR DE INCLINACION | | 1 | | | FOR 703-48205-17 FOR 703-48205-17 |
| 56 | 703-48221-00 | .LEVER, CONTROL .PALANCA CONTROL | 1 | 1 | | | |
| 57 | 703-48152-00 | .KNOB, FREE ACCEL. .PERILLA | 1 | 1 | | | |
| 58 | 703-48212-00 | .BACK PLATE 1 .PLACA TRASERA 1 | 1 | 1 | | | |
| 59 | 703-48213-00 | .BACK PLATE 2 .PLACA TRASERA 2 | 1 | 1 | | | |
| 60 | 703-48271-00 | .ARM, SHIFT .BRAZO CAMBIADOR | 1 | 1 | | | |
| 61 | 703-48211-01 | .HOUSING,1 .CAJA | 1 | 1 | | | |
| 62 | 703-48232-00 | .GEAR .ENGRANAJE 1 | 1 | 1 | | | |

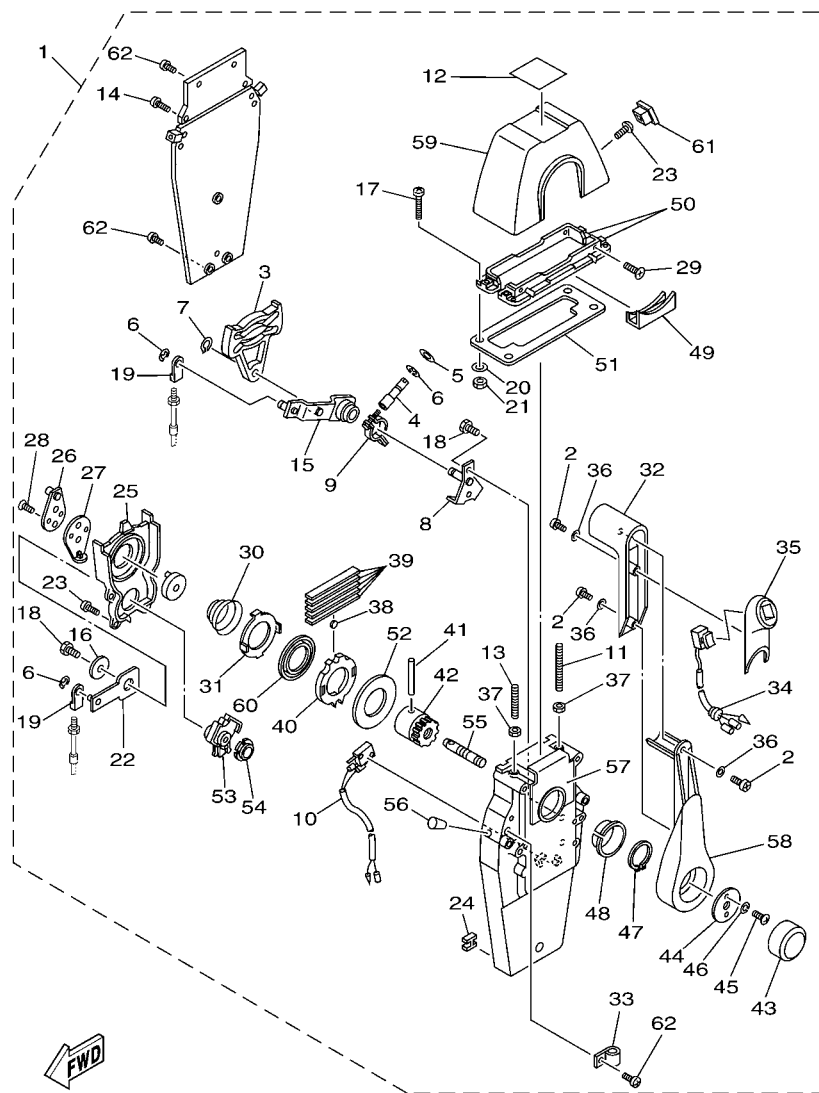
FIG. 40 REMOTE CONTROL ASSY 2 CONTROL REMOTO COMPL 2



6C23100-F340

| REF. NO. | PART NO. CODIGO N° | DESCRIPTION DESCRIPCION | 69J7 | 60L7 | 69K7 | 60M7 | REMARKS OBSERVACIONES |
|----------|--------------------|---|------|------|------|------|-----------------------|
| 1 | 704-48205-P1 | REMOTE CONTROL ASSY (RIGHT) REMOTO CONTROL COMPL. | 1 | 1 | | | AP CAR AP CAR |
| 2 | 704-48128-00 | .SCREW 2 .TORNILLO 2 | 3 | 3 | | | |
| 3 | EL8-48251-00 | .PLATE, CAM .PLACA, LEVA | 1 | 1 | | | |
| 4 | 704-48265-00 | .SHAFT, FRICTION .EJE FRICCION | 1 | 1 | | | |
| 5 | 701-48246-00 | .SPACER .ESPACIADOR | 1 | 1 | | | |
| 6 | 93430-06024 | .CIRCLIP .SEGURO | 4 | 4 | | | |
| 7 | EL8-48259-00 | .CIRCLIP 1 .SEGURO | 1 | 1 | | | |
| 8 | 704-48262-00 | .SHAFT, THROTTLE .EJE DE ACELERADOR | 1 | 1 | | | |
| 9 | 704-48264-00 | .THROTTLE, FRICTION .FRICCION DE ACELERADOR | 1 | 1 | | | |
| 10 | 704-82540-20 | .NEUTRAL SWITCH ASSY .INTERRUPTOR NEUTRAL COMPL | 1 | 1 | | | |
| 11 | EL8-48281-00 | .SCREW .TORNILLO 1 | 1 | 1 | | | |
| 12 | 704-48215-20 | .GRAPHIC .CALCOMANIA 1 | 1 | 1 | | | |
| 13 | 704-48281-00 | .SCREW .TORNILLO 1 | 1 | 1 | | | |
| 14 | 97890-05025 | .SCREW, PAN HEAD .TORNILLO | 2 | 2 | | | |
| 15 | 704-48261-00 | .ARM, THROTTLE .BRAZO ACELERADOR | 1 | 1 | | | |
| 16 | EL8-48191-00 | .WASHER 1 .ARANDELA | 1 | 1 | | | |
| 17 | 704-48283-00 | .SCREW .TORNILLO 3 | 4 | 4 | | | |
| 18 | 97380-06018 | .BOLT .TORNILLO HEXAGONAL | 3 | 3 | | | |
| 19 | 703-48345-01 | .CABLE END, REMOTE CONTROL 2 .TERMINAL CABLE DE CONTROL REMO | 2 | 2 | | | |
| 20 | 704-48287-00 | .WASHER .ARANDELA | 4 | 4 | | | |
| 21 | 95380-05600 | .NUT .TUERCA | 4 | 4 | | | |
| 22 | 704-48271-00 | .ARM, SHIFT .BRAZO CAMBIADOR | 1 | 1 | | | |
| 23 | EL8-48127-00 | .SCREW 1 .TORNILLO 1 | 10 | 10 | | | |
| 24 | 703-48358-00 | .ANCHOR, CABLE .ABRAZADERA CABLE | 1 | 1 | | | |
| 25 | 704-48231-00 | .HOUSING, GEAR .CAJA, ENGRANAJE | 1 | 1 | | | |
| 26 | EL8-48241-00 | .ARM, DRIVE .BRAZO, MANDO | 1 | 1 | | | |
| 27 | EL8-48254-00 | .STOPPER, THROTTLE ADJUSTING .TAPON | 1 | 1 | | | |

FIG. 40 REMOTE CONTROL ASSY 2 CONTROL REMOTO COMPL 2

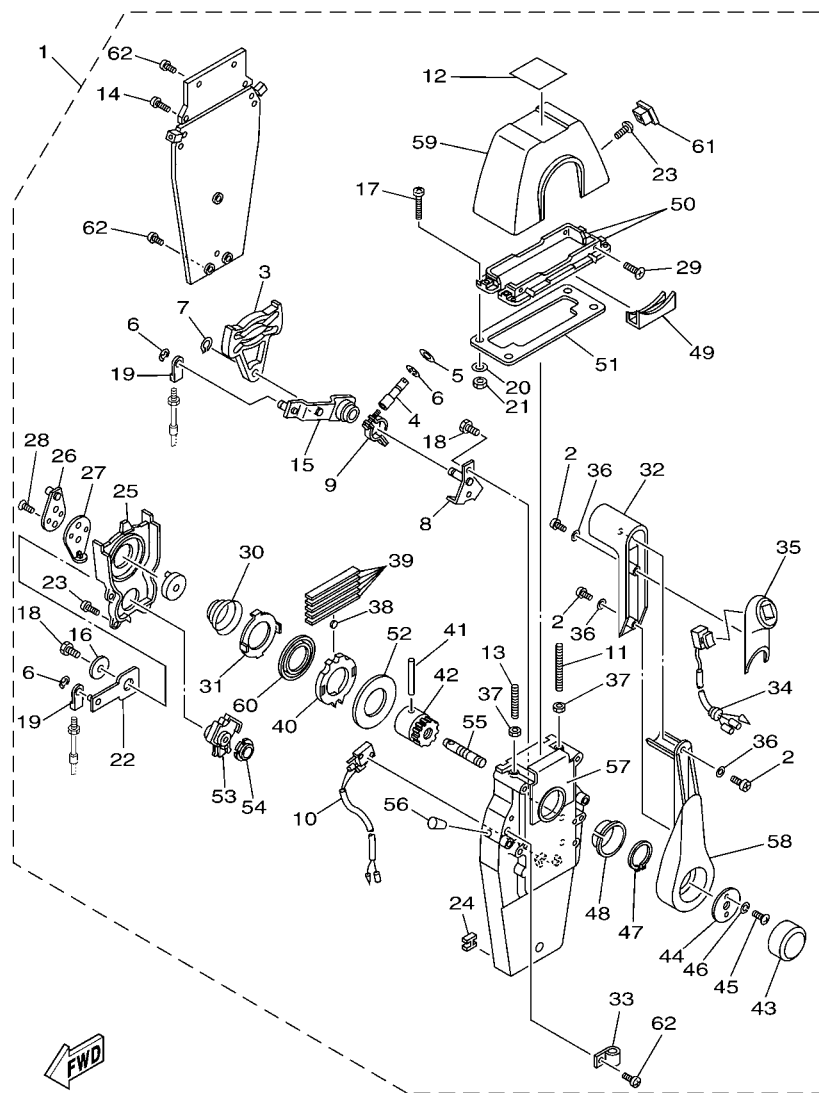


6C23100-F340

| REF. NO. | PART NO. CODIGO Nº | DESCRIPTION DESCRIPCION | 69J7 | 60L7 | 69K7 | 60M7 | REMARKS OBSERVACIONES |
|----------|--------------------|---|------|------|------|------|-----------------------|
| 28 | 92780-06020 | .SCREW, FLAT HEAD .TORNILLO CABEZA PLANA | 2 | 2 | | | |
| 29 | 98780-05018 | .SCREW, FLAT HEAD .TORNILLO CABEZA PLANA | 4 | 4 | | | |
| 30 | EL8-48244-00 | .SPRING, FREE ACCEL. .RESORTE ACELERADOR LIBRE | 1 | 1 | | | |
| 31 | EL8-48245-00 | .PLATE, LOCK .PLACA CERRADURA | 1 | 1 | | | |
| 32 | 704-48222-P0 | .GRIP, CONTROL LEVER .MANGO DE PALANCA CONTROL | 1 | 1 | | | |
| 33 | 704-82594-00 | .CLAMP .GRAMPA | 1 | 1 | | | |
| 34 | 704-82563-41 | .TRIM & TILT SWITCH ASSY .INTERRUPTOR DE INCLINACION | 1 | 1 | | | |
| 35 | 704-48229-P1 | .GRIP, CONTROL LEVER .MANGO DE PALANCA CONTROL 2 | 1 | 1 | | | |
| 36 | 92990-05300 | .WASHER, INTERNAL TOOTH .ARANDELA PLANA | 3 | 3 | | | |
| 37 | 95380-06600 | .NUT, HEXAGON .TUERCA | 2 | 2 | | | |
| 38 | 701-48248-00 | .ROLLER, FREE ACCEL. .RODILLO ACELERADOR LIBRE | 1 | 1 | | | |
| 39 | 704-48238-00 | .SPRING, DETENT .RESORTE | 5 | 5 | | | |
| 40 | 704-48232-P1 | .GEAR .ENGRANAJE 1 | 1 | 1 | | | |
| 41 | EL8-48164-00 | .PIN 2 .PASADOR 2 | 1 | 1 | | | |
| 42 | 704-48242-10 | .SHAFT, DRIVE .EJE, PROPULSION | 1 | 1 | | | |
| 43 | 6X3-48225-20 | .COVER .CUBIERTA | 1 | 1 | | | |
| 44 | 704-48192-00 | .WASHER 2 .RONDANA 2 | 1 | 1 | | | |
| 45 | 97890-06018 | .SCREW, PAN HEAD .TORNILLO | 2 | 2 | | | |
| 46 | 92990-06300 | .WASHER, INTERNAL TOOTH .ARANDELA PLANA | 2 | 2 | | | |
| 47 | EL8-48279-00 | .CIRCLIP 2 .SEGURO2 | 1 | 1 | | | |
| 48 | 704-48234-00 | .BUSHING 1 .BUJE | 1 | 1 | | | |
| 49 | 704-48219-P0 | .COVER, LEAD .CUBIERTA | 1 | 1 | | | |
| 50 | 704-48144-10 | .PLATE, STOPPER 2 .PLACA, RETEN 2 | 2 | 2 | | | |
| 51 | 704-48176-00 | .GROMMET .TOPON | 1 | 1 | | | |
| 52 | 704-48192-P0 | .WASHER 2 .RONDANA 2 | 1 | 1 | | | |
| 53 | 704-48233-00 | .GEAR 2 .ENGRANAJE 2 | 1 | 1 | | | |
| 54 | 704-48235-00 | .BUSHING .BUJE | 1 | 1 | | | |

FIG. 40 REMOTE CONTROL ASSY 2

CONTROL REMOTO COMPL 2



6C23100-F340

| REF. NO. | PART NO. CODIGO Nº | DESCRIPTION DESCRIPCION | 69J7 | 60L7 | 69K7 | 60M7 | REMARKS OBSERVACIONES |
|----------|--------------------|-------------------------------------|------|------|------|------|-----------------------|
| 55 | 704-48153-00 | .SHAFT, FREE ACCEL. .EJE | 1 | 1 | | | |
| 56 | 704-48166-00 | .PLUG .TAPON | 1 | 1 | | | |
| 57 | 704-48284-P0 | .GROMMET .TAPON | 1 | 1 | | | |
| 58 | 704-48221-P0 | .LEVER, CONTROL .PALANCA CONTROL | 1 | 1 | | | |
| 59 | 704-48119-31 | .COVER .CUBIERTA | 1 | 1 | | | |
| 60 | 704-48178-10 | .PLATE, SHIFT .PLACA | 1 | 1 | | | |
| 61 | 704-48167-01 | .PLUG .TAPON AGUJERO | 1 | 1 | | | |
| 62 | 97890-05016 | .SCREW, PAN HEAD .TORNILLO | 3 | 3 | | | |
| | | | | | | | |
| | | | | | | | |
| | | | | | | | |
| | | | | | | | |
| | | | | | | | |
| | | | | | | | |
| | | | | | | | |
| | | | | | | | |
| | | | | | | | |

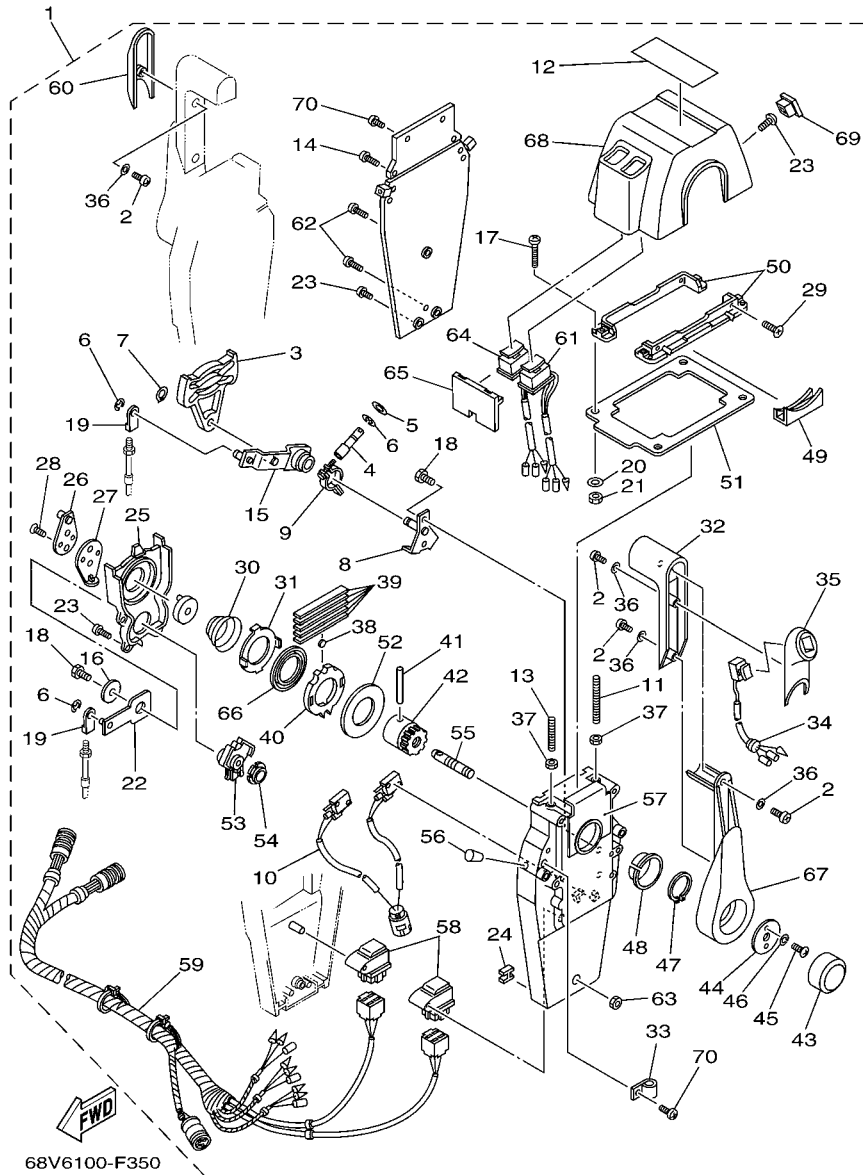


FIG. 41 REMOTE CONTROL ASSY 3 CONTROL REMOTO COMPL 3

| REF. NO. | PART NO. CODIGO N° | DESCRIPTION DESCRIPCION | 69J7 | 60L7 | 69K7 | 60M7 | REMARKS OBSERVACIONES |
|----------|--------------------|---|------|------|------|------|--------------------------------------|
| 1 | 704-48207-P1 | REMOTE CONTROL ASSY REMOTO CONTROL COMPL. | | | 1 | 1 | AP WITH PT/T SW. AP WITH PT/T SW. |
| 2 | 704-48128-00 | .SCREW 2 .TORNILLO 2 | | | 6 | 6 | |
| 3 | EL8-48251-00 | .PLATE, CAM .PLACA, LEVA | | | 2 | 2 | |
| 4 | 704-48265-00 | .SHAFT, FRICTION .EJE FRICCION | | | 2 | 2 | |
| 5 | 701-48246-00 | .SPACER .ESPACIADOR | | | 2 | 2 | |
| 6 | 93430-06024 | .CIRCLIP .SEGURO | | | 8 | 8 | |
| 7 | EL8-48259-00 | .CIRCLIP 1 .SEGURO | | | 2 | 2 | |
| 8 | 704-48262-00 | .SHAFT, THROTTLE .EJE DE ACELERADOR | | | 2 | 2 | |
| 9 | 704-48264-00 | .THROTTLE, FRICTION .FRICCION DE ACELERADOR | | | 2 | 2 | |
| 10 | 704-82540-30 | .NEUTRAL SWITCH ASSY .INTERRUPTOR NEUTRAL COMPL | | | 1 | 1 | |
| 11 | EL8-48281-00 | .SCREW .TORNILLO 1 | | | 2 | 2 | |
| 12 | 704-48215-30 | .GRAPHIC .CALCOMANIA 1 | | | 1 | 1 | |
| 13 | 704-48281-00 | .SCREW .TORNILLO 1 | | | 2 | 2 | |
| 14 | 97890-05025 | .SCREW, PAN HEAD .TORNILLO | | | 4 | 4 | |
| 15 | 704-48261-00 | .ARM, THROTTLE .BRAZO ACELERADOR | | | 2 | 2 | |
| 16 | EL8-48191-00 | .WASHER 1 .ARANDELA | | | 2 | 2 | |
| 17 | 704-48283-00 | .SCREW .TORNILLO 3 | | | 4 | 4 | |
| 18 | 97380-06018 | .BOLT .TORNILLO HEXAGONAL | | | 6 | 6 | |
| 19 | 703-48345-01 | .CABLE END, REMOTE CONTROL 2 .TERMINAL CABLE DE CONTROL REMO | | | 4 | 4 | |
| 20 | 704-48287-00 | .WASHER .ARANDELA | | | 4 | 4 | |
| 21 | 95380-05600 | .NUT .TUERCA | | | 4 | 4 | |
| 22 | 704-48271-00 | .ARM, SHIFT .BRAZO CAMBIADOR | | | 2 | 2 | |
| 23 | EL8-48127-00 | .SCREW 1 .TORNILLO 1 | | | 18 | 18 | |
| 24 | 703-48358-00 | .ANCHOR, CABLE .ABRAZADERA CABLE | | | 2 | 2 | |
| 25 | 704-48231-00 | .HOUSING, GEAR .CAJA, ENGRANAJE | | | 2 | 2 | |
| 26 | EL8-48241-00 | .ARM, DRIVE .BRAZO, MANDO | | | 2 | 2 | |
| 27 | EL8-48254-00 | .STOPPER, THROTTLE ADJUSTING .TAPON | | | 2 | 2 | |

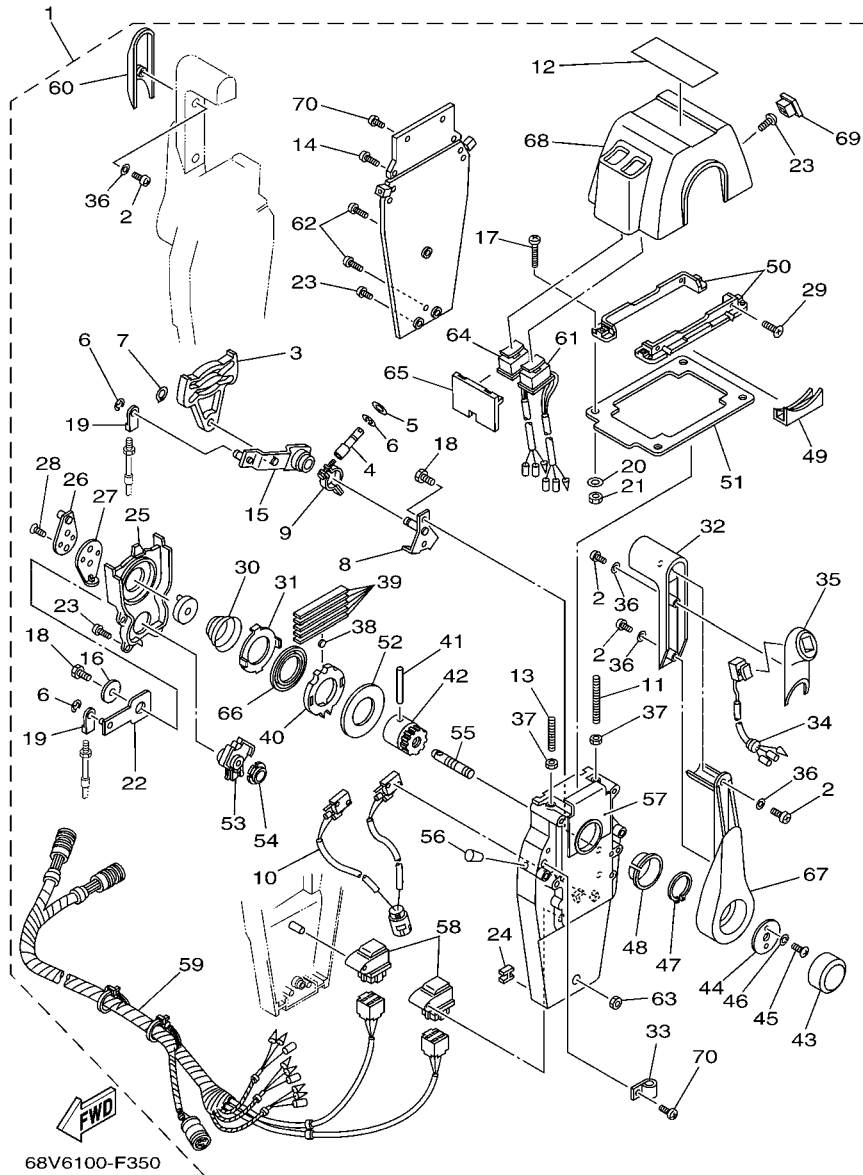


FIG. 41 REMOTE CONTROL ASSY 3 CONTROL REMOTO COMPL 3

| REF. NO. | PART NO. CODIGO N° | DESCRIPTION DESCRIPCION | 69J7 | 60L7 | 69K7 | 60M7 | REMARKS OBSERVACIONES |
|----------|--------------------|---|------|------|------|------|-----------------------|
| 28 | 92780-06020 | .SCREW, FLAT HEAD .TORNILLO CABEZA PLANA | | | 4 | 4 | |
| 29 | 98780-05018 | .SCREW, FLAT HEAD .TORNILLO CABEZA PLANA | | | 4 | 4 | |
| 30 | EL8-48244-00 | .SPRING, FREE ACCEL. .RESORTE ACELERADOR LIBRE | | | 2 | 2 | |
| 31 | EL8-48245-00 | .PLATE, LOCK .PLACA CERRADURA | | | 2 | 2 | |
| 32 | 704-48222-P0 | .GRIP, CONTROL LEVER .MANGO DE PALANCA CONTROL | | | 2 | 2 | |
| 33 | 704-82594-00 | .CLAMP .GRAMPA | | | 1 | 1 | |
| 34 | 704-82563-51 | .TRIM & TILT SWITCH ASSY .INTERRUPTOR DE INCLINACION | | | 1 | 1 | |
| 35 | 704-48229-P1 | .GRIP, CONTROL LEVER .MANGO DE PALANCA CONTROL 2 | | | 1 | 1 | |
| 36 | 92990-05300 | .WASHER, INTERNAL TOOTH .ARANDELA PLANA | | | 6 | 6 | |
| 37 | 95380-06600 | .NUT, HEXAGON .TUERCA | | | 4 | 4 | |
| 38 | 701-48248-00 | .ROLLER, FREE ACCEL. .RODILLO ACELERADOR LIBRE | | | 2 | 2 | |
| 39 | 704-48238-00 | .SPRING, DETENT .RESORTE | | | 10 | 10 | |
| 40 | 704-48232-P1 | .GEAR .ENGRANAJE 1 | | | 2 | 2 | |
| 41 | EL8-48164-00 | .PIN 2 .PASADOR 2 | | | 2 | 2 | |
| 42 | 704-48242-10 | .SHAFT, DRIVE .EJE, PROPULSION | | | 2 | 2 | |
| 43 | 6X3-48225-20 | .COVER .CUBIERTA | | | 2 | 2 | |
| 44 | 704-48192-00 | .WASHER 2 .RONDANA 2 | | | 2 | 2 | |
| 45 | 97890-06018 | .SCREW, PAN HEAD .TORNILLO | | | 4 | 4 | |
| 46 | 92990-06300 | .WASHER, INTERNAL TOOTH .ARANDELA PLANA | | | 4 | 4 | |
| 47 | EL8-48279-00 | .CIRCLIP 2 .SEGURO2 | | | 2 | 2 | |
| 48 | 704-48234-00 | .BUSHING 1 .BUJE | | | 2 | 2 | |
| 49 | 704-48219-P0 | .COVER, LEAD .CUBIERTA | | | 2 | 2 | |
| 50 | 704-48144-20 | .PLATE, STOPPER 2 .PLACA, RETEN 2 | | | 2 | 2 | |
| 51 | 704-48176-10 | .GROMMET .TOPON | | | 1 | 1 | |
| 52 | 704-48192-P0 | .WASHER 2 .RONDANA 2 | | | 2 | 2 | |
| 53 | 704-48233-00 | .GEAR 2 .ENGRANAJE 2 | | | 2 | 2 | |
| 54 | 704-48235-00 | .BUSHING .BUJE | | | 2 | 2 | |

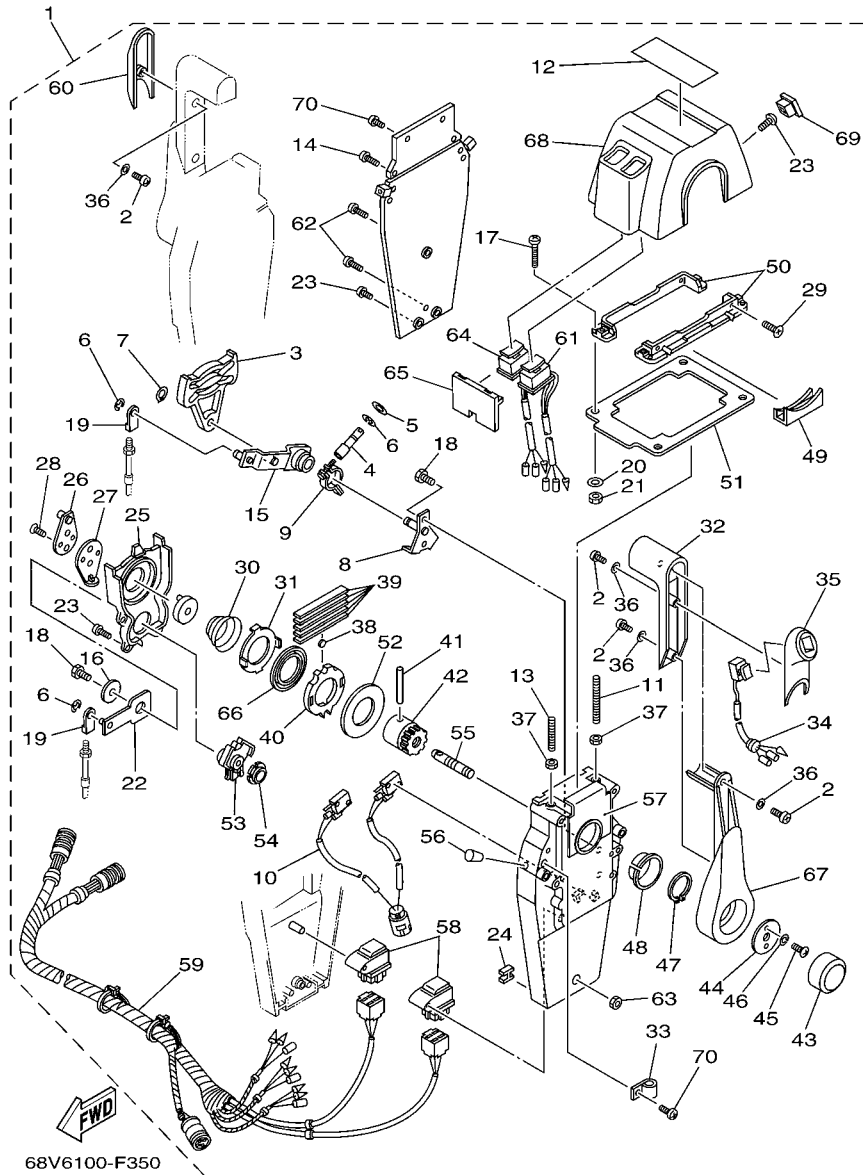
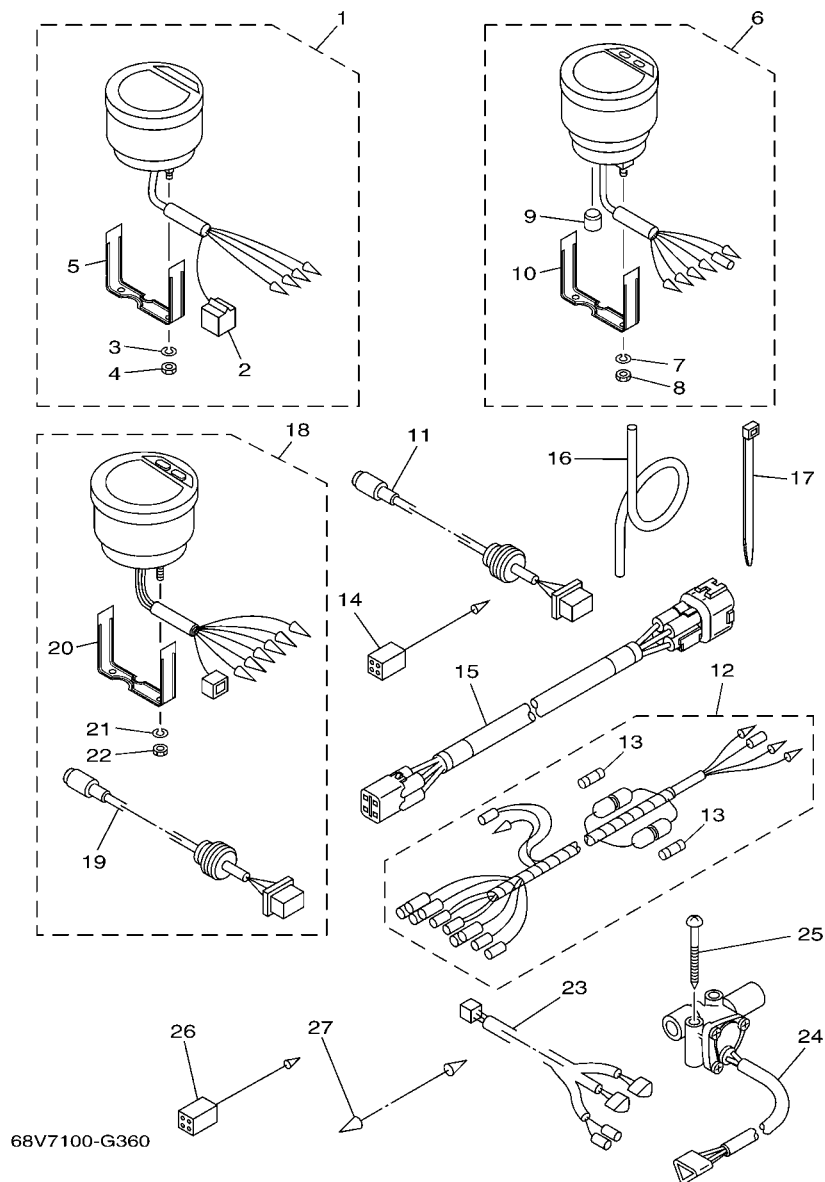


FIG. 41 REMOTE CONTROL ASSY 3 CONTROL REMOTO COMPL 3

| REF. NO. | PART NO. CODIGO Nº | DESCRIPTION DESCRIPCION | 69J7 | 60L7 | 69K7 | 60M7 | REMARKS OBSERVACIONES |
|----------|--------------------|---|------|------|------|------|-----------------------|
| 55 | 704-48153-00 | .SHAFT, FREE ACCEL. .EJE | | | 2 | 2 | |
| 56 | 704-48166-00 | .PLUG .TAPON | | | 2 | 2 | |
| 57 | 704-48284-P0 | .GROMMET .TAPON | | | 2 | 2 | |
| 58 | 704-81950-10 | .RELAY ASSY .RELE COMPLETO | | | 2 | 2 | |
| 59 | 704-82590-10 | .WIRE HARNESS ASSY .CONJUNTO DE CABLES | | | 1 | 1 | |
| 60 | 704-48229-R0 | .GRIP, CONTROL LEVER .MANGO DE PALANCA CONTROL 2 | | | 1 | 1 | |
| 61 | 704-82563-H1 | .TRIM & TILT SWITCH ASSY .INTERRUPTOR DE INCLINACION | | | 1 | 1 | |
| 62 | 704-48128-00 | .SCREW 2 .TORNILLO 2 | | | 3 | 3 | |
| 63 | 704-48156-00 | .NUT 1 .TUERCA 1 | | | 1 | 1 | |
| 64 | 704-82563-J1 | .TRIM & TILT SWITCH ASSY .INTERRUPTOR DE INCLINACION | | | 1 | 1 | |
| 65 | 704-48285-10 | .GROMMET 2 .TAPON 2 | | | 1 | 1 | |
| 66 | 704-48178-00 | .PLATE, SHIFT .PLACA | | | 2 | 2 | |
| 67 | 704-48221-P0 | .LEVER, CONTROL .PALANCA CONTROL | | | 2 | 2 | |
| 68 | 704-48119-41 | .COVER .CUBIERTA | | | 1 | 1 | |
| 69 | 704-48167-11 | .PLUG .TAPON AGUJERO | | | 1 | 1 | |
| 70 | 97890-05016 | .SCREW, PAN HEAD .TORNILLO | | | 5 | 5 | |

FIG. 42 METER

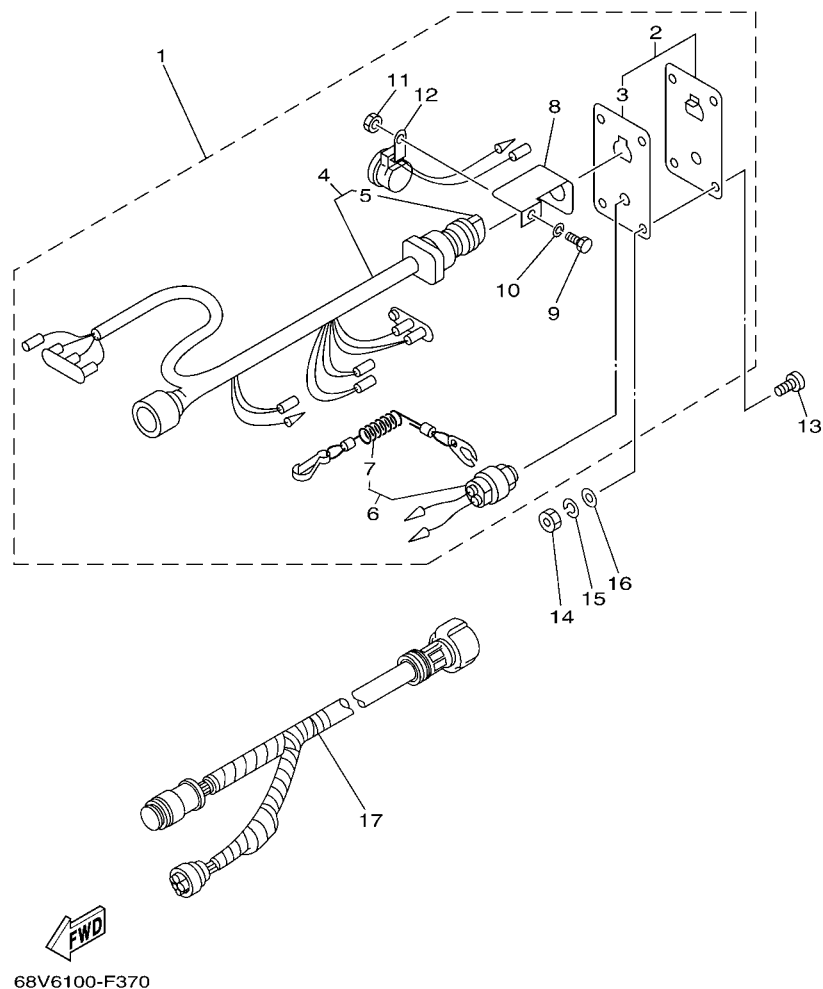
MEDIDOR



| REF. NO. | PART NO. CODIGO Nº | DESCRIPTION DESCRIPCION | 69J7 | 60L7 | 69K7 | 60M7 | REMARKS OBSERVACIONES |
|----------|--------------------|--|------|------|------|------|--------------------------------------|
| 1 | 6Y5-8350T-90 | DIGITAL TACHOMETER ASSY TACOMETRO DIGGITAL COMPLETO | 1 | 1 | 1 | | AP BRA,CHN AP BRA,CHN |
| 2 | 9E450-04533 | .CONNECTOR .CONECTOR | 1 | 1 | 1 | | F-4-W F-4-W |
| 3 | 92990-04100 | .WASHER, SPRING .ARANDELA PLANA | 2 | 2 | 2 | | |
| 4 | 95380-04600 | .NUT .TUERCA | 2 | 2 | 2 | | |
| 5 | 6Y5-8355X-T1 | .BRACKET, METER 1 .SOSTEN | 1 | 1 | 1 | | |
| 6 | 6Y5-83570-S5 | SPEEDOMETER ASSY VELOCIMETRO COMPLETO | 1 | 1 | | | AP BRA,CHN AP BRA,CHN |
| 7 | 92990-04100 | .WASHER, SPRING .ARANDELA PLANA | 2 | 2 | | | |
| 8 | 95380-04600 | .NUT .TUERCA | 2 | 2 | | | |
| 9 | 6Y5-83533-T2 | .GROMMET .ANILLO PROTECTOR | 1 | 1 | | | |
| 10 | 6Y5-8355X-T1 | .BRACKET, METER 1 .SOSTEN | 1 | 1 | | | |
| 11 | 6Y5-87122-S0 | CORD ASSY 1 CABLE COMPLETA 1 | 1 | 1 | | | AP BRA,CHN AP BRA,CHN |
| 12 | 6Y5-83553-M0 | WIRE, LEAD (L=2.5M) CABLE CONDUCTOR (L=2.5M) | 1 | 1 | | | AP BRA,CHN AP BRA,CHN |
| | 6Y5-83553-00 | WIRE, LEAD (L=2.5M) CABLE CONDUCTOR (L=2.5M) | | | 1 | | AP BRA AP BRA |
| 13 | 1E6-82151-00 | .FUSE (10A) .FUSIBLE (10A) | 2 | 2 | | | FOR 6Y5-83553-M0 FOR 6Y5-83553-00 |
| | 1E6-82151-00 | .FUSE (10A) .FUSIBLE (10A) | | | 1 | | FOR 6Y5-83553-00 FOR 6Y5-83553-00 |
| 14 | 6Y5-82117-00 | WIRE, LEAD (BLACK) (L300) CABLE, CONDUCTOR (NEGRO) | 1 | 1 | | | AP BRA,CHN AP BRA,CHN |
| 15 | 6Y5-83653-30 | WIRE, LEAD CABLE CONDUCTOR | 1 | 1 | | | AP BRA,CHN 4P,8M AP BRA,CHN 4P,8M |
| | 6Y5-83653-40 | WIRE, LEAD CABLE CONDUCTOR | | | 1 | | AP BRA 4P,9M AP BRA 4P,9M |
| 16 | 6Y5-83557-10 | TUBE (8M) TUBO (8M) | 1 | 1 | | | AP BRA,CHN AP BRA,CHN |
| 17 | 90465-11M10 | CLAMP BRIDA | 2 | 2 | | | AP BRA,CHN AP BRA,CHN |
| 18 | 6Y5-8350F-00 | FUEL MANAGEMENT METER MEDIDOR DE GESTION COMBUSTIBLE | | | 1 | | AP BRA AP BRA |
| 19 | 6Y5-87122-S0 | .CORD ASSY 1 .CABLE COMPLETA 1 | | | 1 | | |
| 20 | 6Y5-8355X-T1 | .BRACKET, METER 1 .SOSTEN | | | 1 | | |
| 21 | 92990-04100 | .WASHER, SPRING .ARANDELA PLANA | | | 2 | | |
| 22 | 95380-04600 | .NUT .TUERCA | | | 2 | | |
| 23 | 6Y5-83553-F1 | WIRE, LEAD (L=8.0M) CABLE CONDUCTOR (L=8.0M) | | | 1 | | AP BRA AP BRA |
| 24 | 6Y5-85752-02 | SENDER UNIT ASSY, FUEL METER UNIDAD TRANSM. MED. COMBUST. | | | 2 | | AP BRA AP BRA |

FIG. 43 SWITCH & PANEL 1

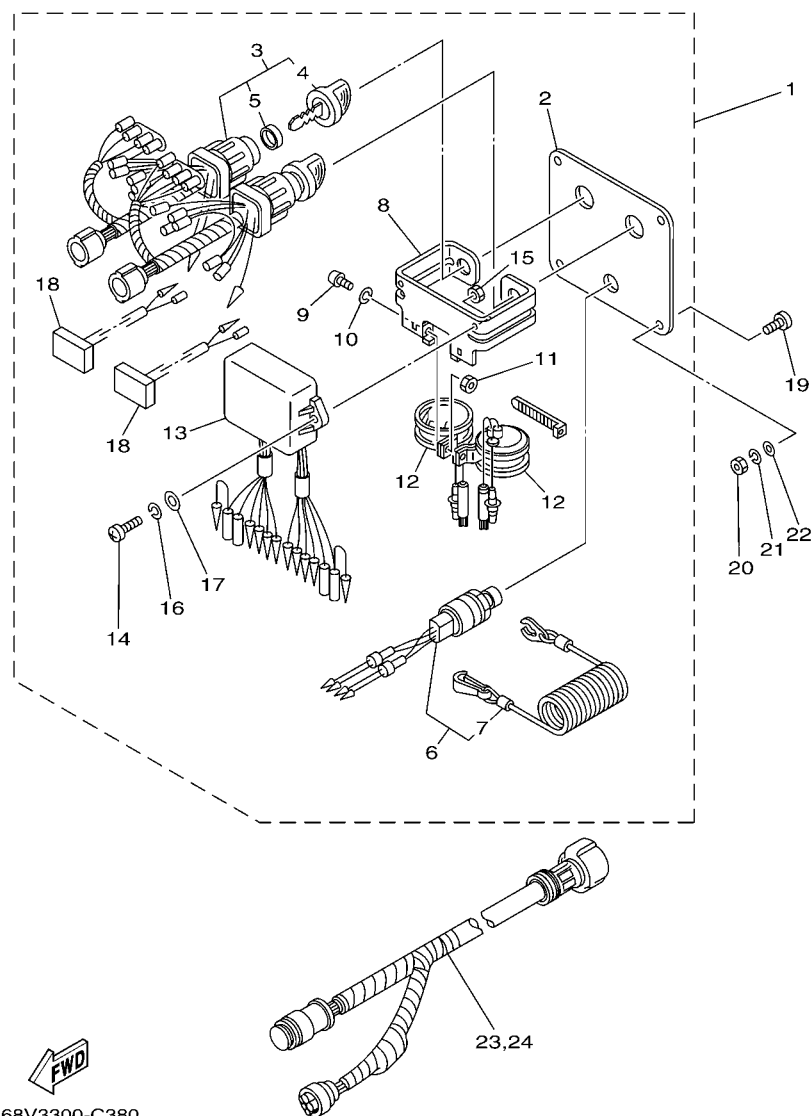
PANEL DE INTERRUPTOR 1



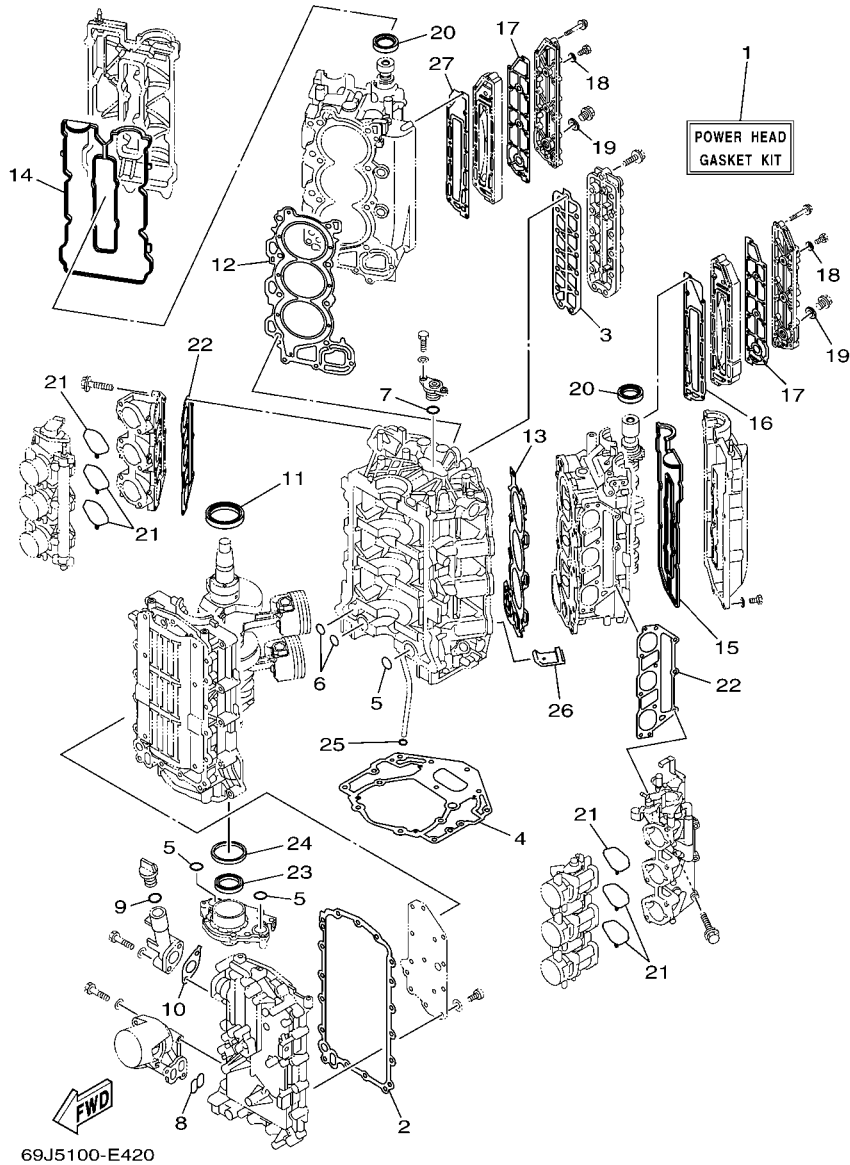
| REF. NO. | PART NO. CODIGO Nº | DESCRIPTION DESCRIPCION | 68J7 | 60L7 | 69K7 | 60M7 | REMARKS OBSERVACIONES |
|----------|--------------------|---|------|------|------|------|--------------------------------------|
| 1 | 6R5-82570-05 | PANEL SWITCH ASSY INTERRUPTOR DE PANEL COMPL. | 1 | 1 | | | AP FOR CAR AP FOR CAR |
| 2 | 704-82571-02 | .PANEL, SWITCH .PANEL DE INTERRUPTOR | 1 | 1 | | | |
| 3 | 6R5-82588-01 | ..PLATE ..PLACA | 1 | 1 | | | |
| 4 | 6R5-82510-02 | .MAIN SWITCH ASSY .CONJUNTO DE LLAVE IGNICION | 1 | 1 | | | |
| 5 | 676-82577-00 | ..CAP, KEY ..TAPA | 1 | 1 | | | |
| 6 | 688-82575-01 | .ENGINE STOP SWITCH ASSY .INTERRUPTOR DE PARADA COMPL. | 1 | 1 | | | |
| 7 | 682-82556-00 | ..LANYARD, STOP SWITCH ..RETENER | 1 | 1 | | | |
| 8 | 64D-82581-00 | .STAY, CORD CLAMP .SOPORTE DE GRAMPA DE CABLE | 1 | 1 | | | |
| 9 | 97303-05012 | .BOLT .TORNILLO | 1 | 1 | | | |
| 10 | 92903-05100 | .WASHER, SPRING .RONDANA SENCILLA | 1 | 1 | | | |
| 11 | 95303-05700 | .NUT .TUERCA | 1 | 1 | | | |
| 12 | 6R5-83383-00 | .BUZZER .ZUMBADOR | 1 | 1 | | | |
| 13 | 90149-05M05 | SCREW TORNILLO DE REGLAJE | 4 | 4 | | | AP FOR CAR AP FOR CAR |
| 14 | 95303-05600 | NUT TUERCA | 4 | 4 | | | AP FOR CAR AP FOR CAR |
| 15 | 92903-05100 | WASHER, SPRING RONDANA SENCILLA | 4 | 4 | | | AP FOR CAR AP FOR CAR |
| 16 | 92903-05600 | WASHER, PLATE RONDANA SENCILLA | 4 | 4 | | | AP FOR CAR AP FOR CAR |
| 17 | 6K1-8258A-40 | EXTENSION, WIRE HARNESS (8M) EXTENSION, ARNES DE CABLES (8M) | 1 | 1 | | | AP FOR CAR (10P) AP FOR CAR (10P) |

FIG. 44 SWITCH & PANEL 2

PANEL DE INTERRUPTOR 2



| REF. NO. | PART NO. CODIGO Nº | DESCRIPTION DESCRIPCION | 69J7 | 60L7 | 69K7 | 60M7 | REMARKS OBSERVACIONES |
|----------|--------------------|--|------|------|------|------|--------------------------------------|
| 1 | 6K1-82570-08 | PANEL SWITCH ASSY INTERRUPTOR DE PANEL COMPL. | | | 1 | | AP FOR BRA AP FOR BRA |
| 2 | 6K1-82571-02 | .PLATE, PANEL SWITCH .PANEL DE INTERRUPTOR | | | 1 | | |
| 3 | 6K1-82510-06 | .MAIN SWITCH ASSY .CONJUNTO DE LLAVE IGNICION | | | 2 | | |
| 4 | 703-82577-00 | ..CAP, KEY ..TAPA | | | 1 | | |
| 5 | 6K1-82532-00 | ..CAP ..TAPA | | | 1 | | |
| 6 | 6K1-82575-00 | .ENGINE STOP SWITCH ASSY .INTERRUPTOR DE PARADA COMPL | | | 1 | | |
| 7 | 682-82556-00 | ..LANYARD, STOP SWITCH ..RETENER | | | 1 | | |
| 8 | 6K1-83614-01 | .BRACKET .SOPORTE | | | 1 | | |
| 9 | 98980-05010 | .SCREW, BIND .TORNILLO DE LIGAR | | | 2 | | |
| 10 | 92990-05100 | .WASHER, SPRING .ARANDELA PLANA | | | 2 | | |
| 11 | 95380-05600 | .NUT .TUERCA | | | 2 | | |
| 12 | 688-83383-11 | .BUZZER .ZUMBADOR | | | 2 | | |
| 13 | 6K1-85830-01 | .CONTROL UNIT ASSY .UNIDAD CONTROL | | | 1 | | |
| 14 | 98980-06020 | .SCREW, BIND .TORNILLO DE LIGAR | | | 2 | | |
| 15 | 95380-06600 | .NUT, HEXAGON .TUERCA | | | 2 | | |
| 16 | 92990-06100 | .WASHER, SPRING .ARANDELA PLANA | | | 2 | | |
| 17 | 92990-06600 | .WASHER, PLATE .ARANDELA PLANA | | | 2 | | |
| 18 | 6K1-81980-00 | .DIODE ASSY .CONJUNTO DIODO | | | 2 | | |
| 19 | 90149-05M05 | SCREW TORNILLO DE REGLAJE | | | 4 | | AP FOR BRA AP FOR BRA |
| 20 | 95380-05600 | NUT TUERCA | | | 4 | | AP FOR BRA AP FOR BRA |
| 21 | 92990-05100 | WASHER, SPRING ARANDELA PLANA | | | 4 | | AP FOR BRA AP FOR BRA |
| 22 | 92990-05600 | WASHER, PLATE ARANDELA PLANA | | | 4 | | AP FOR BRA AP FOR BRA |
| 23 | 6K1-8258A-40 | EXTENSION, WIRE HARNESS (8M) EXTENSION, ARNES DE CABLES (8M) | | | 1 | | AP FOR BRA (10P) AP FOR BRA (10P) |
| 24 | 61B-8258A-01 | EXTENSION, WIRE HARNESS (9.5M) EXTENSION, ARNES DE CABLES(9.5 | | | 1 | | AP FOR BRA (10P) AP FOR BRA (10P) |



69J5100-E420

FIG. 45 REPAIR KIT 1

ESTUCHE REPARATION 1

| REF. NO. | PART NO. CODIGO N° | DESCRIPTION DESCRIPCION | 69J7 | 60L7 | 69K7 | 60M7 | REMARKS OBSERVACIONES |
|----------|--------------------|--|------|------|------|------|-----------------------|
| 1 | 69J-W0001-04 | POWER HEAD GASKET KIT JUEGO DE EMPAQUE DE MOTOR | 1 | 1 | 1 | 1 | |
| 2 | 69J-15451-00 | .GASKET, CRANKCASE COVER 1 .EMPAQ DE CUBIERTA DE CARTER | 1 | 1 | 1 | 1 | |
| 3 | 6S1-1131B-00 | .GASKET, COVER .EMPAQUE DE CUBIERTA | 1 | 1 | 1 | 1 | |
| 4 | 69J-11351-11 | .GASKET, CYLINDER JUNTA, DE CILINDRO | 1 | 1 | 1 | 1 | |
| 5 | 93210-25552 | .O-RING .ANILLO O | 3 | 3 | 3 | 3 | |
| 6 | 93210-19MJ1 | .O-RING .ANILLO O | 2 | 2 | 2 | 2 | |
| 7 | 93210-25647 | .O-RING .ANILLO O | 1 | 1 | 1 | 1 | |
| 8 | 69J-13477-00 | .GASKET .EMPAQUE | 1 | 1 | 1 | 1 | |
| 9 | 93210-24M79 | .O-RING .ANILLO O | 1 | 1 | 1 | 1 | |
| 10 | 69J-15364-A0 | .GASKET, OIL PLUG .EMPAQUE TAPON DE ACEITE | 1 | 1 | 1 | 1 | |
| 11 | 93102-63004 | .OIL SEAL .SELLO ACEITE | 1 | 1 | 1 | 1 | |
| 12 | 69J-11181-03 | .GASKET, CYLINDER HEAD 1 JUNTA, DE CULATA 1 | 1 | 1 | 1 | 1 | |
| 13 | 69J-11182-03 | .GASKET, CYLINDER HEAD 2 .EMPAQUE CULATA DE CILINDRO 2 | 1 | 1 | 1 | 1 | |
| 14 | 69J-11193-01 | .GASKET, HEAD COVER 1 .EMPAQUE | 1 | 1 | 1 | 1 | |
| 15 | 69J-11194-00 | .GASKET, HEAD COVER 2 .EMPAQUE DE TAPA DE CULATA 2 | 1 | 1 | 1 | 1 | |
| 16 | 6P2-41112-00 | .GASKET, EXHAUST INNER COVER .EMPAQUE | 1 | 1 | 1 | 1 | |
| 17 | 6P2-41114-00 | .GASKET, EXHAUST OUTER COVER .EMPAQUE | 2 | 2 | 2 | 2 | |
| 18 | 90430-08143 | .GASKET JUNTA | 4 | 4 | 4 | 4 | |
| 19 | 90430-18130 | .GASKET JUNTA | 2 | 2 | 2 | 2 | |
| 20 | 93102-38M59 | .OIL SEAL .SELLO ACEITE | 2 | 2 | 2 | 2 | |
| 21 | 69J-13557-00 | .GASKET .EMPAQUE | 6 | 6 | 6 | 6 | |
| 22 | 69J-13645-00 | .GASKET, MANIFOLD 1 .EMPAQUE | 2 | 2 | 2 | 2 | |
| 23 | 69J-13338-00 | .OIL SEAL .SELLO ACEITE | 1 | 1 | 1 | 1 | |
| 24 | 69J-11355-00 | .SEAL, CYLINDER 1 .RETEN ACEITE CILINDRO 1 | 1 | 1 | 1 | 1 | |
| 25 | 93210-19MJ3 | .O-RING .ANILLO O | 1 | 1 | 1 | 1 | |
| 26 | 69J-14664-00 | .GROMMET, WATER SHUT .TAPON | 2 | 2 | 2 | 2 | |
| 27 | 6P2-41122-00 | .GASKET, EXHAUST INNER COVER .EMPAQUE | 1 | 1 | 1 | 1 | |

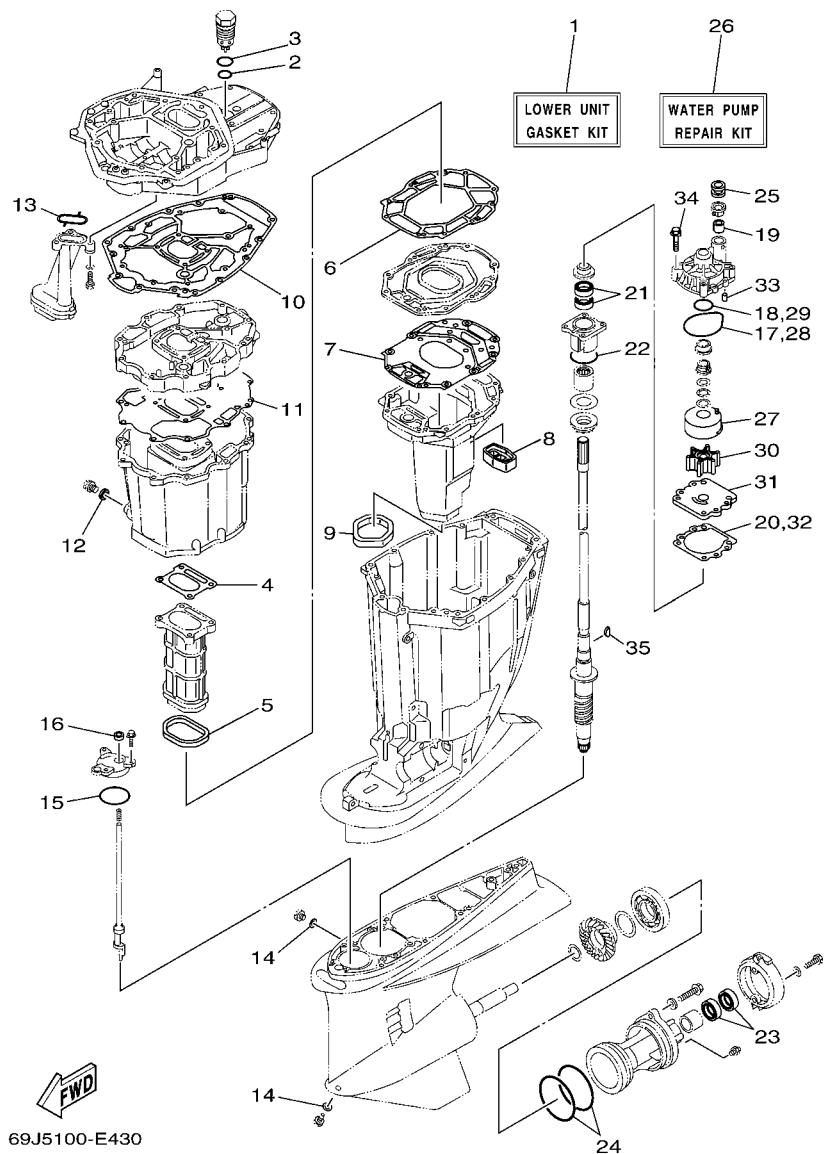


FIG. 46 REPAIR KIT 2

ESTUCHE REPARATION 2

| REF. NO. | PART NO. CODIGO Nº | DESCRIPTION DESCRIPCION | 69J7 | 60L7 | 69K7 | 60M7 | REMARKS OBSERVACIONES |
|----------|--------------------|---|------|------|------|------|-----------------------|
| 1 | 69J-W0001-22 | LOWER UNIT GASKET KIT JUEGO DE EMPAQUE UNIDAD INFER. | 1 | 1 | 1 | 1 | |
| 2 | 93210-28543 | .O-RING .ANILLO O | 1 | 1 | 1 | 1 | |
| 3 | 93210-33MG4 | .O-RING .ANILLO O | 1 | 1 | 1 | 1 | |
| 4 | 6P2-41134-00 | .GASKET, EXHAUST MANIFOLD .EMPAQUE | 1 | 1 | 1 | 1 | |
| 5 | 69J-41138-00 | .SEAL, EXT. 1 .SELLO, ESCAPE 1 | 1 | 1 | 1 | 1 | |
| 6 | 69J-41135-A0 | .GASKET, EXHAUST MANIFOLD .EMPAQUE | 1 | 1 | 1 | 1 | |
| 7 | 6S1-41136-00 | .GASKET, EXHAUST MANIFOLD 4 .EMPAQUE | 1 | 1 | 1 | 1 | |
| 8 | 69J-45127-00 | .SEAL .SELLO DE GOMA | 1 | 1 | 1 | 1 | |
| 9 | 69J-45123-00 | .GASKET, MUFFLER .EMPAQUE SILENCIADOR | 1 | 1 | 1 | 1 | |
| 10 | 69J-45113-20 | .GASKET, UPPER CASING .EMPAQUE | 1 | 1 | 1 | 1 | |
| 11 | 69J-15312-01 | .GASKET, OIL PAN .EMPAQ BANDEJA DE ACEITE | 1 | 1 | 1 | 1 | |
| 12 | 90430-14M09 | .GASKET .JUNTA | 1 | 1 | 1 | 1 | |
| 13 | 69J-13415-00 | .SEAL, OIL STRAINER .SELLO COLADOR ACEITE | 1 | 1 | 1 | 1 | |
| 14 | 90430-08020 | .GASKET .JUNTA | 2 | 2 | 2 | 2 | |
| 15 | 93210-64488 | .O-RING .ANILLO O | 1 | 1 | 1 | 1 | |
| 16 | 93106-09014 | .OIL SEAL .SELLO ACEITE | 1 | 1 | 1 | 1 | |
| 17 | 93210-86M38 | .O-RING .ANILLO O | 1 | 1 | 1 | 1 | |
| 18 | 93210-37160 | .O-RING .ANILLO O | 1 | 1 | 1 | 1 | |
| 19 | 6E5-44365-00 | .DAMPER, WATER SEAL .HULE DE SELLO DE AGUA | 1 | 1 | 1 | 1 | |
| 20 | 6E5-44315-A0 | .GASKET, WATER PUMP .EMPAQUE | 1 | 1 | 1 | 1 | |
| 21 | 93101-28M16 | .OIL SEAL .SELLO ACEITE | 2 | 2 | 2 | 2 | |
| 22 | 93210-55M14 | .O-RING .ANILLO O | 1 | 1 | 1 | 1 | |
| 23 | 93101-30M17 | .OIL SEAL .SELLO ACEITE | 2 | 2 | 2 | 2 | |
| 24 | 93211-04384 | .O-RING .ANILLO O | 2 | 2 | 2 | 2 | |
| 25 | 6E5-44366-00 | .DAMPER, WATER SEAL .GOMA DEL SELLO DE AGUA | 1 | 1 | 1 | 1 | |
| 26 | 61A-W0078-A3 | WATER PUMP REPAIR KIT ESTUCHE REPARACION BOMBA AGUA | 1 | 1 | 1 | 1 | |
| 27 | 61A-44322-02 | .INSERT, CARTRIDGE .CARTUCHO | 1 | 1 | 1 | 1 | |

NUMERICAL INDEX
INDICE NUMERICO

| PART NO. CODIGO N° | REF. NO. | PART NO. CODIGO N° | REF. NO. | PART NO. CODIGO N° | REF. NO. | PART NO. CODIGO N° | REF. NO. | PART NO. CODIGO N° | REF. NO. | PART NO. CODIGO N° | REF. NO. |
|-----------------------|-------------|-----------------------|-------------|-----------------------|-------------|-----------------------|-------------|-----------------------|-------------|-----------------------|-------------|
| 69J-11110-01-94 | 4 - 2 | 69J-11537-00 | 6 - 18 | 6S1-12168-U0 | 6 - 8 | 68V-13473-00 | 10 - 16 | 69J-1375A-11 | 10 - 1 | 68V-14225-00 | 11 - 5 |
| 69J-11119-00 | 2 - 18 | 69P-11590-01 | 6 - 22 | 6S1-12168-V0 | 6 - 8 | 69J-13477-00 | 2 - 57 | 69J-1375A-21 | 10 - 1 | 69J-14225-00 | 12 - 37 |
| 6P2-11119-00 | 5 - 19 | 63P-11603-01 | 3 - 11 | 6S1-12168-W0 | 6 - 8 | | 45 - 8 | 69J-13761-00 | 9 - 32 | 69J-14251-00 | 9 - 22 |
| 69J-1111M-00 | 5 - 21 | 63P-11604-00 | 3 - 11 | 6S1-12168-X0 | 6 - 8 | 69J-13532-00 | 11 - 20 | | 10 - 27 | 68V-14255-00 | 12 - 13 |
| 69J-11120-01-94 | 4 - 9 | 69J-11631-02-B0 | 3 - 10 | 6S1-12168-Y0 | 6 - 8 | 69J-13533-01 | 11 - 21 | 68V-13766-00 | 9 - 34 | 69J-14255-00 | 10 - 35 |
| 69J-11133-10 | 4 - 3 | 69J-11633-00 | 3 - 12 | 6S1-12169-00 | 6 - 8 | 69J-13542-00 | 11 - 19 | | 10 - 29 | 68V-14255-10 | 12 - 13 |
| | 4 - 10 | 69J-11634-01 | 3 - 13 | 69J-12171-00 | 6 - 9 | 68V-13544-00 | 11 - 17 | 68V-13766-10 | 9 - 34 | 69J-14261-00 | 9 - 17 |
| 69J-11135-00 | 4 - 32 | 69J-11635-00 | 3 - 10 | 69J-12172-00 | 6 - 11 | 69J-13546-00 | 11 - 14 | | 10 - 29 | | 9 - 20 |
| 69J-11168-00 | 2 - 15 | 69J-11654-00 | 3 - 8 | 69J-12181-00 | 6 - 10 | 69J-13547-00 | 10 - 33 | 68V-13769-00 | 12 - 12 | 68V-14264-00 | 9 - 35 |
| 69J-11181-03 | 4 - 21 | 69J-11656-00 | 3 - 9 | 69J-12182-00 | 6 - 12 | 69J-13557-00 | 9 - 28 | 68V-13769-10 | 12 - 12 | | 11 - 10 |
| | 45 - 12 | 69J-11656-10 | 3 - 9 | 69J-12210-00 | 6 - 14 | | 10 - 23 | 68V-13781-10 | 12 - 16 | 68V-14265-00 | 12 - 33 |
| 69J-11182-03 | 4 - 26 | 69J-11656-20 | 3 - 9 | 69J-12230-00 | 6 - 15 | | 45 - 21 | 68V-13784-00 | 12 - 19 | 60L-14286-00 | 9 - 43 |
| | 45 - 13 | 69J-12111-00 | 6 - 1 | 69J-12233-00 | 30 - 11 | 69J-13573-00 | 10 - 31 | 69J-13906-00 | 11 - 6 | 69J-14286-00 | 9 - 43 |
| 69J-11191-00-1S | 4 - 31 | 69J-12113-01 | 6 - 3 | 6P2-1240H-00-1S | 2 - 25 | 69J-13574-00 | 10 - 32 | 69J-13907-03 | 12 - 17 | 69J-14295-00 | 9 - 21 |
| 69J-11192-00-1S | 4 - 38 | 69J-12117-01 | 6 - 4 | 6P3-1240H-00-1S | 2 - 30 | 69J-13576-00 | 9 - 13 | 69J-13907-11 | 12 - 17 | 69J-14321-00 | 9 - 37 |
| 69J-11193-01 | 4 - 35 | 69J-12118-00 | 6 - 5 | 67F-12411-01 | 2 - 23 | 68V-13577-00 | 9 - 46 | 68V-13915-00 | 12 - 18 | | 10 - 30 |
| | 45 - 14 | 69J-12119-00 | 6 - 6 | 67F-12412-00 | 2 - 24 | | 11 - 28 | 68V-13915-10 | 12 - 18 | 68V-14323-00 | 9 - 5 |
| 69J-11194-00 | 4 - 39 | 69J-12121-00 | 6 - 2 | 69J-1243A-00 | 2 - 39 | | 13 - 7 | 69J-13972-00 | 9 - 40 | | 10 - 5 |
| | 45 - 15 | 67F-12138-40 | 17 - 30 | 69J-1243E-00 | 2 - 40 | 69J-13593-00 | 12 - 35 | 69J-13972-10 | 9 - 40 | 68V-14331-00 | 9 - 6 |
| 69J-11301-10 | 4 - 15 | 67F-12138-60 | 17 - 30 | 69J-12481-00 | 17 - 21 | 69J-13595-00 | 11 - 23 | 69J-13973-00 | 9 - 38 | | 9 - 16 |
| 69J-11313-00-94 | 2 - 49 | 69J-12153-00 | 6 - 7 | 69J-12482-00 | 17 - 20 | 69J-13631-00 | 31 - 17 | 69J-13973-10 | 9 - 38 | | 10 - 6 |
| 6S1-1131B-00 | 2 - 21 | 6S1-12168-00 | 6 - 8 | 69J-12483-00 | 7 - 9 | 69J-13641-00 | 9 - 25 | 69J-13974-00 | 11 - 16 | | 10 - 13 |
| | 45 - 3 | 6S1-12168-10 | 6 - 8 | 68T-12572-00 | 22 - 13 | 69J-13642-00 | 10 - 20 | | 13 - 23 | 69J-14348-00 | 7 - 32 |
| 69J-1131C-01-1S | 2 - 20 | 6S1-12168-20 | 6 - 8 | 6R3-12581-00 | 22 - 14 | 69J-13645-00 | 7 - 11 | 69J-13974-10 | 11 - 16 | 5JW-14349-00 | 11 - 18 |
| 6E5-11325-00 | 2 - 73 | 6S1-12168-30 | 6 - 8 | 6R3-12582-00 | 22 - 15 | | 45 - 22 | | 13 - 23 | 68V-14356-00 | 11 - 8 |
| | 5 - 9 | 6S1-12168-40 | 6 - 8 | 6R3-12583-00 | 22 - 16 | 69J-13716-00 | 12 - 36 | 69J-13975-00 | 11 - 25 | 68V-14357-00 | 12 - 15 |
| 6P2-11325-00 | 5 - 8 | 6S1-12168-50 | 6 - 8 | 69J-12858-00 | 2 - 55 | 60L-13750-01 | 9 - 1 | 69J-13975-10 | 11 - 25 | 68V-14386-00 | 12 - 10 |
| 6P3-11325-00 | 2 - 27 | 6S1-12168-60 | 6 - 8 | 69J-13119-00 | 31 - 16 | 69J-13750-01 | 9 - 1 | 69J-13976-00 | 13 - 14 | 68V-14397-00 | 9 - 23 |
| | 2 - 32 | 6S1-12168-70 | 6 - 8 | 68V-1312A-00 | 10 - 17 | 69J-13750-11 | 9 - 1 | 69J-13976-10 | 13 - 14 | | 11 - 3 |
| 68V-11325-02 | 4 - 16 | 6S1-12168-80 | 6 - 8 | 69J-13160-00 | 9 - 19 | 60L-13751-01 | 9 - 2 | 68V-1410B-00 | 9 - 33 | 68V-14397-10 | 9 - 23 |
| 67F-11328-00 | 4 - 17 | 6S1-12168-90 | 6 - 8 | 69J-13160-10 | 9 - 19 | 69J-13751-01 | 9 - 2 | | 10 - 28 | | 11 - 3 |
| 69J-11351-11 | 2 - 42 | 6S1-12168-A0 | 6 - 8 | 69J-13170-00 | 11 - 1 | 69J-13751-11 | 9 - 2 | 69J-1410F-00 | 13 - 19 | 69J-14409-00 | 7 - 7 |
| | 45 - 4 | 6S1-12168-B0 | 6 - 8 | 69J-13170-10 | 11 - 1 | 60L-13752-00 | 10 - 2 | 69J-14137-00 | 13 - 9 | 69J-14419-00 | 7 - 20 |
| 69J-11355-00 | 31 - 18 | 6S1-12168-C0 | 6 - 8 | 69J-13300-01 | 31 - 13 | 69J-13752-00 | 10 - 2 | 69J-14139-00 | 11 - 24 | 68V-14428-00 | 9 - 36 |
| | 45 - 24 | 6S1-12168-D0 | 6 - 8 | 69J-13329-00 | 31 - 14 | 69J-13752-10 | 10 - 2 | 69J-14146-11 | 7 - 1 | | 11 - 11 |
| 69J-11371-00 | 30 - 8 | 6S1-12168-E0 | 6 - 8 | 69J-13338-00 | 31 - 15 | 60L-13753-01 | 9 - 7 | 69J-14148-00 | 12 - 23 | 69J-1442A-00 | 7 - 6 |
| 69J-11411-00 | 3 - 1 | 6S1-12168-F0 | 6 - 8 | | 45 - 23 | 69J-13753-01 | 9 - 7 | 69J-14149-00 | 9 - 45 | 69J-14440-00 | 7 - 16 |
| 69J-11416-01 | 3 - 3 | 6S1-12168-G0 | 6 - 8 | 69J-13411-00 | 31 - 8 | 69J-13753-11 | 9 - 7 | 69J-14159-00 | 10 - 34 | 69J-14446-00 | 12 - 34 |
| 69J-11416-11 | 3 - 3 | 6S1-12168-H0 | 6 - 8 | 69J-13415-00 | 31 - 10 | 60L-13754-00 | 10 - 7 | 69J-14162-00 | 7 - 2 | 69J-1444F-00 | 7 - 18 |
| 69J-11416-21 | 3 - 3 | 6S1-12168-J0 | 6 - 8 | | 46 - 13 | 69J-13754-00 | 10 - 7 | 69J-14164-00 | 12 - 31 | 69J-14457-00 | 7 - 22 |
| 69J-11417-01 | 3 - 4 | 6S1-12168-K0 | 6 - 8 | 67F-13434-03 | 1 - 25 | 69J-13754-10 | 10 - 7 | 69J-14180-22 | 12 - 1 | 5EL-14467-00 | 7 - 31 |
| 69J-11417-11 | 3 - 4 | 6S1-12168-L0 | 6 - 8 | 69J-13435-00 | 11 - 2 | 60L-13755-01 | 9 - 10 | 69J-14180-32 | 12 - 1 | 68V-14475-00 | 9 - 31 |
| 69J-11417-21 | 3 - 4 | 6S1-12168-M0 | 6 - 8 | 60L-13437-41 | 16 - 28 | 69J-13755-01 | 9 - 10 | 69J-14181-00 | 12 - 6 | | 10 - 26 |
| 69J-11426-01 | 3 - 5 | 6S1-12168-N0 | 6 - 8 | 60L-13437-61 | 16 - 28 | 69J-13755-11 | 9 - 10 | 69J-14181-10 | 12 - 6 | | 11 - 9 |
| 69J-11426-11 | 3 - 5 | 6S1-12168-P0 | 6 - 8 | 69J-13440-00 | 2 - 54 | 60L-13756-00 | 10 - 10 | 69J-14182-10 | 12 - 2 | 69J-14496-00 | 9 - 30 |
| 69J-11426-21 | 3 - 5 | 6S1-12168-R0 | 6 - 8 | 69J-13446-00-94 | 2 - 56 | 69J-13756-00 | 10 - 10 | 69J-14182-20 | 12 - 2 | | 10 - 25 |
| 69J-11427-00 | 3 - 6 | 6S1-12168-S0 | 6 - 8 | 69J-13447-00 | 2 - 60 | 69J-13756-10 | 10 - 10 | 266-14191-00 | 12 - 7 | 69J-14546-00 | 12 - 11 |
| 69J-11536-00 | 6 - 23 | 6S1-12168-T0 | 6 - 8 | 67F-13448-00 | 1 - 15 | 60L-1375A-11 | 10 - 1 | 69J-14197-10 | 12 - 24 | 69J-14546-10 | 12 - 11 |

NUMERICAL INDEX
INDICE NUMERICO

| PART NO. CODIGO N° | REF. NO. | PART NO. CODIGO N° | REF. NO. | PART NO. CODIGO N° | REF. NO. | PART NO. CODIGO N° | REF. NO. | PART NO. CODIGO N° | REF. NO. | PART NO. CODIGO N° | REF. NO. |
|-----------------------|-------------|-----------------------|-------------|-----------------------|-------------|-----------------------|-------------|-----------------------|-------------|-----------------------|-------------|
| 68V-14565-00 | 9 - 15 | 6YJ-24167-00 | 36 - 7 | 69J-24378-00 | 1 - 21 | 6P2-41114-00 | 45 - 17 | 69J-42682-00 | 1 - 20 | 69J-43801-00 | 28 - 4 |
| | 11 - 7 | 69J-24170-00 | 8 - 4 | 6E5-24378-00 | 13 - 11 | 69J-41121-01-1S | 5 - 2 | 69J-42710-02-8D | 21 - 1 | 69J-43804-00 | 29 - 5 |
| 68V-14567-00 | 12 - 20 | 69J-2417H-00 | 11 - 29 | 60L-24379-00 | 12 - 39 | 6P2-41122-00 | 5 - 6 | 648-42715-00 | 23 - 27 | 69J-43805-00 | 29 - 4 |
| 3CF-14594-00 | 9 - 3 | 69J-2419A-00 | 8 - 9 | 69J-24379-00 | 12 - 22 | | 45 - 27 | 69J-42716-00 | 21 - 13 | 69J-4380P-01 | 28 - 12 |
| | 9 - 8 | 6YJ-24201-10 | 36 - 1 | 6E5-24379-00 | 8 - 12 | 69J-41123-01-1S | 5 - 4 | 61A-42717-00 | 21 - 22 | 69J-43810-01 | 28 - 3 |
| | 9 - 11 | 6Y1-24260-12 | 36 - 3 | | 22 - 10 | 69J-41131-10-94 | 30 - 15 | 69J-42717-00 | 21 - 21 | 61A-43811-00 | 28 - 9 |
| | 10 - 3 | 6Y1-24268-00 | 36 - 6 | 69J-24381-00 | 9 - 41 | 69J-41132-10-5B | 30 - 17 | 6P2-42717-00 | 21 - 3 | 61A-43813-01 | 28 - 18 |
| | 10 - 8 | 68F-24300-00 | 9 - 39 | | 13 - 24 | 6P2-41134-00 | 30 - 18 | 6P2-42718-00 | 21 - 4 | 6H1-43814-00 | 28 - 17 |
| | 10 - 11 | | 11 - 12 | 68V-24387-00 | 9 - 42 | | 46 - 4 | 69J-42723-00-8D | 19 - 13 | 69J-43816-00 | 28 - 63 |
| 69J-14624-01 | 30 - 48 | 6Y2-24305-06 | 36 - 13 | | 11 - 13 | 69J-41135-A0 | 30 - 21 | 6E5-42724-00 | 30 - 7 | 69J-43817-00 | 29 - 13 |
| 69J-14664-00 | 2 - 53 | 6Y2-24306-45 | 36 - 8 | | 13 - 15 | | 46 - 6 | 69J-42725-01 | 21 - 8 | 61A-43818-00 | 28 - 25 |
| | 45 - 26 | 6Y2-24307-50 | 15 - 1 | 69J-24410-02 | 12 - 26 | 6S1-41136-00 | 30 - 23 | 6H1-42726-21 | 21 - 17 | 69J-4381C-00 | 28 - 30 |
| 69J-14711-10-5B | 30 - 24 | 60L-24311-00 | 8 - 19 | 69J-24410-11 | 12 - 26 | | 46 - 7 | 61A-42727-00 | 21 - 19 | | 28 - 35 |
| 69J-14960-00 | 10 - 15 | 61A-24311-00 | 14 - 5 | 69J-24422-10 | 12 - 30 | 69J-41137-02-94 | 30 - 1 | 69J-42738-02-5B | 21 - 2 | 69J-4381J-00 | 28 - 64 |
| 59V-14962-00 | 12 - 8 | 60L-24312-00 | 8 - 17 | 4SV-24453-00 | 12 - 5 | 69J-41138-00 | 30 - 20 | 64D-42738-10-5B | 21 - 10 | 69J-43820-00 | 28 - 71 |
| 68V-14984-00 | 12 - 21 | 60L-24313-00 | 8 - 14 | 69J-24453-00 | 12 - 5 | | 46 - 5 | 69J-42741-00-8D | 22 - 1 | 61A-43821-00 | 28 - 70 |
| 68V-14984-10 | 12 - 21 | 69J-24313-00 | 14 - 16 | 60L-24460-00 | 12 - 40 | 69J-41210-00 | 25 - 4 | 69J-42744-11 | 21 - 5 | 61A-43822-00 | 28 - 69 |
| 69J-14985-00 | 12 - 9 | 60L-24314-01 | 8 - 13 | 69J-24460-00 | 13 - 1 | 69J-41211-01 | 25 - 8 | 6H4-42748-00 | 21 - 33 | 69J-43828-00 | 29 - 16 |
| 69J-14989-00 | 12 - 25 | 69J-24315-00 | 13 - 13 | 60L-24460-10 | 12 - 40 | 69J-41213-02 | 24 - 26 | 68F-42753-00 | 21 - 52 | 6H1-43829-00 | 29 - 19 |
| 69J-14989-10 | 12 - 25 | 60L-24315-01 | 8 - 1 | 69J-24460-10 | 13 - 1 | 682-41237-00 | 25 - 2 | 67F-42761-00-94 | 2 - 43 | 69J-4382E-00 | 28 - 11 |
| 69J-15100-11-1S | 2 - 2 | 69J-24315-10 | 13 - 13 | 69J-24461-00 | 13 - 12 | 69J-41241-01 | 25 - 1 | 69J-42769-00 | 30 - 30 | 69J-43830-01 | 28 - 33 |
| 69J-15123-00 | 2 - 5 | 60L-24316-00 | 12 - 41 | 6P3-24469-00 | 14 - 9 | 69J-41632-00-94 | 24 - 10 | 69J-42771-00-8D | 22 - 3 | 69J-43831-00 | 28 - 66 |
| 69J-15187-00 | 2 - 6 | 69J-24316-00 | 13 - 6 | 69J-24491-00 | 12 - 27 | 69J-41635-00 | 25 - 5 | 69J-42774-00 | 22 - 7 | 69J-43833-00 | 28 - 21 |
| 69J-15311-00-5B | 31 - 1 | 69J-24316-10 | 13 - 6 | 69J-24492-00 | 12 - 28 | 69J-41636-01 | 25 - 9 | 6AH-42794-40 | 21 - 56 | 61A-43835-01 | 28 - 19 |
| 69J-15312-01 | 30 - 51 | 60L-24317-00 | 11 - 15 | 69J-24501-10 | 13 - 16 | 69J-41661-00-94 | 24 - 15 | 6AH-42794-50 | 21 - 57 | 69J-43840-01 | 28 - 2 |
| | 46 - 11 | 69J-24317-00 | 13 - 5 | 69J-24502-00 | 8 - 16 | 676-41662-00 | 24 - 23 | 69J-42815-00-8D | 21 - 34 | 69J-43841-00 | 28 - 42 |
| 69J-15316-00 | 30 - 34 | 69J-24317-10 | 13 - 5 | 68V-24519-00 | 7 - 3 | 69J-42152-00-94 | 24 - 6 | 69J-42816-00-8D | 21 - 43 | 69J-43843-00 | 28 - 53 |
| 69J-15319-00-1S | 2 - 65 | 60L-24321-00 | 12 - 38 | | 11 - 26 | 69J-42153-00 | 24 - 9 | 69J-42817-00-8D | 21 - 35 | 69J-43844-00 | 28 - 50 |
| 69J-15362-10 | 31 - 21 | 69J-24322-10 | 13 - 3 | | 13 - 8 | 69J-42154-00 | 24 - 1 | 6D8-42818-00 | 21 - 46 | 6H1-43844-10 | 28 - 55 |
| 6G8-15363-00 | 2 - 63 | 69J-24322-20 | 13 - 3 | 6P3-24519-00 | 14 - 10 | 68V-42171-00 | 24 - 2 | 68F-42818-01 | 21 - 38 | 69J-43845-00 | 28 - 28 |
| 69J-15364-A0 | 2 - 66 | 69J-24323-00 | 13 - 4 | 6P3-24560-00 | 14 - 6 | 69J-42510-00-8D | 27 - 5 | 69J-42828-02-94 | 21 - 31 | 69A-4384F-00 | 28 - 39 |
| | 45 - 10 | 69J-24323-10 | 13 - 4 | 6P3-24562-00 | 14 - 8 | 60L-42610-01-8D | 1 - 1 | 68F-42828-03-94 | 21 - 30 | 69J-4384G-00 | 28 - 58 |
| 69J-15373-00 | 7 - 27 | 69J-24324-30 | 13 - 2 | 6P3-24563-00 | 14 - 7 | 69J-42610-01-8D | 1 - 1 | 69J-42828-10-94 | 21 - 41 | 6H1-4384G-11 | 28 - 54 |
| 69J-15377-00 | 31 - 22 | 69J-24324-40 | 13 - 2 | 6P3-24564-00 | 14 - 11 | 69J-42613-00 | 1 - 2 | 69J-43111-01-8D | 26 - 1 | 69J-4384H-00 | 28 - 10 |
| 69J-15393-00 | 7 - 29 | 69J-24325-20 | 13 - 18 | 69J-24566-00 | 14 - 14 | 6P2-42615-00 | 21 - 12 | 69J-43112-01-8D | 26 - 14 | 61A-4384H-10 | 28 - 74 |
| 69J-15394-00 | 7 - 28 | 69J-24325-30 | 13 - 18 | 69J-24592-00 | 12 - 29 | 69J-42617-01 | 1 - 24 | 6E5-43126-02 | 26 - 43 | 69J-4384M-00 | 28 - 38 |
| 69J-15397-00 | 7 - 30 | 60L-24327-00 | 12 - 42 | 69J-24599-10 | 13 - 17 | 69J-42647-00-94 | 1 - 5 | 6R3-43131-00 | 26 - 21 | 69J-43851-00 | 28 - 49 |
| 69J-15411-00-94 | 2 - 11 | 6Y1-24329-00 | 36 - 5 | 6YJ-24610-01 | 36 - 2 | 68F-42647-01-94 | 1 - 4 | 61A-43132-00 | 26 - 12 | 69J-43853-00 | 28 - 45 |
| 69J-15451-00 | 2 - 12 | 6E5-24351-51 | 15 - 3 | 68V-2481H-00 | 13 - 10 | 68F-42648-01-94 | 1 - 13 | 61A-43133-00 | 26 - 15 | 69J-43854-00 | 28 - 57 |
| | 45 - 2 | | 36 - 10 | 69J-2481H-00 | 12 - 43 | 68F-42651-00 | 1 - 9 | 64D-43144-00 | 21 - 49 | 69J-43855-00 | 28 - 52 |
| 69J-15481-00 | 2 - 7 | 6Y2-24360-60 | 15 - 5 | 69J-2481H-10 | 12 - 44 | 67F-42652-00 | 1 - 14 | 6G5-43144-00 | 26 - 33 | 6H1-43856-10 | 28 - 56 |
| 69J-15482-00 | 2 - 8 | | 36 - 12 | 69J-28100-01 | 14 - 18 | 68F-42663-00 | 1 - 12 | 6E5-43145-01 | 37 - 8 | 61A-43861-00 | 28 - 14 |
| 69J-15761-00 | 31 - 2 | 60L-24366-00 | 8 - 22 | 67F-2812A-00 | 16 - 26 | 69J-42663-00 | 1 - 6 | 6G5-43148-00 | 26 - 38 | | 28 - 16 |
| 69J-2134V-00 | 5 - 24 | 69J-24366-00 | 13 - 20 | 69J-41111-01-1S | 5 - 1 | 60L-42677-00 | 1 - 18 | 61A-43181-01 | 26 - 35 | | 28 - 67 |
| 69J-2134X-00 | 8 - 5 | 60L-24367-00 | 8 - 21 | 6P2-41112-00 | 5 - 5 | 69J-42677-00 | 1 - 18 | 6G5-43185-02 | 26 - 36 | 69J-43861-00 | 29 - 6 |
| 69J-21841-02 | 12 - 32 | 69J-24367-00 | 13 - 21 | | 45 - 16 | 60L-42678-00 | 1 - 16 | 61A-43311-21-8D | 26 - 30 | 6H1-43861-00 | 28 - 6 |
| 69J-2411R-00 | 12 - 3 | 68V-24377-00 | 11 - 22 | 69J-41113-01-1S | 5 - 3 | 69J-42678-00 | 1 - 16 | 61A-43376-00 | 27 - 3 | 61A-43864-00 | 28 - 73 |
| 69J-2411T-00 | 12 - 4 | 6R3-24377-00 | 14 - 3 | 6P2-41114-00 | 5 - 7 | 69J-42681-00 | 1 - 19 | 69J-43800-01-4D | 28 - 1 | 6H1-43869-00 | 29 - 15 |

NUMERICAL INDEX
INDICE NUMERICO

| PART NO. CODIGO N° | REF. NO. | PART NO. CODIGO N° | REF. NO. | PART NO. CODIGO N° | REF. NO. | PART NO. CODIGO N° | REF. NO. | PART NO. CODIGO N° | REF. NO. | PART NO. CODIGO N° | REF. NO. |
|-----------------------|-------------|-----------------------|-------------|-----------------------|-------------|-----------------------|-------------|-----------------------|-------------|-----------------------|-------------|
| 60V-4386A-00 | 28 - 44 | 6G5-44323-00 | 32 - 30 | 61A-45301-10-8D | 34 - 2 | 6P2-45571-00 | 32 - 62 | 61A-45635-00 | 34 - 57 | 704-48156-00 | 41 - 63 |
| 69J-4386K-00 | 29 - 10 | | 34 - 32 | 69J-45318-01 | 30 - 37 | 6P3-45571-00 | 34 - 64 | 61B-45641-01 | 34 - 51 | EL8-48164-00 | 40 - 41 |
| 61A-43871-00 | 28 - 15 | | 46 - 31 | 61A-45321-01 | 32 - 11 | 61A-45577-00 | 32 - 64 | 61A-45641-02 | 32 - 49 | | 41 - 41 |
| 69J-43871-00 | 28 - 62 | 6E5-44352-01 | 32 - 24 | | 34 - 13 | 69K-45577-00 | 34 - 69 | 6H1-45668-00 | 32 - 54 | 704-48166-00 | 40 - 56 |
| 6H1-43872-00 | 28 - 7 | | 34 - 26 | 61A-45331-00-94 | 32 - 34 | 61A-45577-10 | 32 - 64 | | 34 - 56 | | 41 - 56 |
| 61A-43874-00 | 28 - 72 | | 46 - 30 | | 34 - 36 | 69K-45577-10 | 34 - 69 | 6K1-45970-01-98 | 35 - 21 | 704-48167-01 | 40 - 61 |
| 6H1-43875-00 | 28 - 29 | 69J-44361-00 | 33 - 3 | 69J-45332-00-94 | 32 - 60 | 61A-45577-20 | 32 - 64 | 6G5-45970-02-98 | 33 - 21 | 704-48167-11 | 41 - 69 |
| 6T4-43875-01 | 28 - 68 | | 35 - 3 | 69K-45332-00-94 | 34 - 62 | 69K-45577-20 | 34 - 69 | 6R1-45970-A1 | 35 - 21 | 704-48176-00 | 40 - 51 |
| 61A-43875-10 | 28 - 75 | 6E5-44365-00 | 32 - 22 | 688-45341-10 | 32 - 8 | 61A-45577-30 | 32 - 64 | 6R4-45970-A1 | 33 - 21 | 704-48176-10 | 41 - 51 |
| 61A-43876-00 | 28 - 26 | | 33 - 1 | | 34 - 10 | 69K-45577-30 | 34 - 69 | 61A-45972-00-98 | 33 - 21 | 704-48178-00 | 41 - 66 |
| CS3-4387G-00 | 28 - 59 | | 34 - 24 | 6E5-45344-00 | 32 - 40 | 61A-45577-40 | 32 - 64 | 61B-45972-00-98 | 35 - 21 | 704-48178-10 | 40 - 60 |
| 69J-43880-00 | 29 - 1 | | 35 - 1 | | 34 - 42 | 69K-45577-40 | 34 - 69 | 6K1-45972-01-98 | 35 - 21 | 703-48189-00 | 39 - 17 |
| 69J-43881-00 | 29 - 11 | | 46 - 19 | 69J-45361-00-8D | 32 - 71 | 61A-45577-50 | 32 - 64 | 6G5-45972-02-98 | 33 - 21 | EL8-48191-00 | 40 - 16 |
| 69J-43882-00 | 29 - 8 | 663-44366-00 | 32 - 6 | | 34 - 76 | 69K-45577-50 | 34 - 69 | 6R1-45972-A0 | 35 - 21 | | 41 - 16 |
| 6H1-43883-00 | 28 - 43 | | 34 - 8 | 61A-45371-00 | 33 - 14 | 61A-45577-60 | 32 - 64 | 6R4-45972-A0 | 33 - 21 | 704-48192-00 | 40 - 44 |
| 69J-43886-00 | 29 - 7 | 6E5-44366-00 | 33 - 2 | | 35 - 14 | 69K-45577-60 | 34 - 69 | 61A-45974-00-98 | 33 - 21 | | 41 - 44 |
| 69J-43888-00 | 29 - 17 | | 35 - 2 | 69J-45375-00 | 33 - 9 | 6K1-45578-01 | 34 - 66 | 61B-45974-00-98 | 35 - 21 | 704-48192-P0 | 40 - 52 |
| 69J-4388E-00 | 28 - 23 | | 46 - 25 | | 35 - 9 | 6K1-45578-10 | 34 - 66 | 6K1-45974-02-98 | 35 - 21 | | 41 - 52 |
| 69J-4388F-00 | 29 - 14 | 6P2-44391-00 | 21 - 20 | 61A-45376-00-94 | 32 - 10 | 6K1-45578-20 | 34 - 66 | 6G5-45974-03-98 | 33 - 21 | 703-48198-00 | 39 - 14 |
| 69J-4388H-00 | 29 - 12 | 61A-44511-01-94 | 27 - 31 | | 34 - 12 | 6K1-45578-30 | 34 - 66 | 6R1-45974-A0 | 35 - 21 | 703-48205-17 | 38 - 1 |
| 69J-4388J-00 | 28 - 20 | 69J-44514-00-94 | 27 - 23 | 61A-45378-00 | 30 - 45 | 6K1-45578-40 | 34 - 66 | 6R4-45974-A0 | 33 - 21 | | 39 - 1 |
| 69J-43891-00 | 29 - 9 | 6G5-44526-00 | 26 - 3 | 61B-45383-00 | 34 - 67 | 6K1-45578-50 | 34 - 66 | 66K-45974-B0 | 33 - 21 | 704-48205-P1 | 38 - 2 |
| 69J-43893-00 | 28 - 46 | 69J-44532-00 | 27 - 26 | 69K-45384-00 | 34 - 68 | 6K1-45578-60 | 34 - 66 | 6R1-45976-A0 | 35 - 21 | | 40 - 1 |
| 69J-43894-00 | 28 - 41 | 68F-44533-00 | 2 - 44 | 69J-45501-00 | 32 - 43 | 61A-45587-00 | 32 - 37 | 6R4-45976-A0 | 33 - 21 | 703-48207-17 | 38 - 1 |
| 69J-43899-00 | 28 - 31 | 69J-44533-00 | 27 - 30 | | 34 - 45 | | 34 - 39 | 61A-45978-00-98 | 33 - 21 | | 39 - 1 |
| 61A-4389H-00 | 28 - 8 | 69J-44551-00-8D | 27 - 10 | 61A-45527-00 | 32 - 27 | 61A-45587-10 | 32 - 37 | 61B-45978-00-98 | 35 - 21 | 704-48207-P1 | 38 - 3 |
| 69J-4389J-00 | 28 - 32 | 61A-44552-01-94 | 27 - 21 | | 34 - 29 | | 34 - 39 | 6K1-45978-02-98 | 35 - 21 | | 41 - 1 |
| | 28 - 36 | 66K-44555-00-94 | 27 - 13 | 61A-45538-00 | 32 - 26 | 61A-45587-20 | 32 - 37 | 6G5-45978-03-98 | 33 - 21 | 703-48211-01 | 39 - 61 |
| 69J-44117-00-1S | 23 - 5 | 61A-44575-00 | 27 - 12 | | 34 - 28 | | 34 - 39 | 6R1-45978-A0 | 35 - 21 | 703-48212-00 | 39 - 58 |
| 69J-44118-00 | 23 - 26 | 69J-45111-10-8D | 30 - 29 | 61B-45538-01 | 34 - 4 | 61A-45587-30 | 32 - 37 | 6R4-45978-A0 | 33 - 21 | 703-48213-00 | 39 - 59 |
| 69J-44120-00 | 23 - 32 | 69J-45113-20 | 30 - 31 | 6P2-45551-01 | 32 - 44 | | 34 - 39 | 69J-45987-00 | 33 - 16 | 703-48215-00 | 39 - 43 |
| 6P2-44121-00 | 23 - 21 | | 46 - 10 | | 34 - 46 | 61A-45587-40 | 32 - 37 | | 35 - 16 | 704-48215-20 | 40 - 12 |
| 69J-44122-00 | 23 - 22 | 69J-45123-00 | 30 - 28 | 6P2-45560-00 | 32 - 47 | | 34 - 39 | 688-45997-01 | 33 - 17 | 704-48215-30 | 41 - 12 |
| 69J-44135-00 | 24 - 27 | | 46 - 9 | 6P3-45560-00 | 34 - 49 | 61A-45587-50 | 32 - 37 | | 35 - 17 | 703-48219-00 | 39 - 30 |
| 69J-44150-00 | 32 - 15 | 69J-45127-00 | 30 - 27 | 61A-45567-00 | 32 - 5 | | 34 - 39 | 69J-46241-00 | 6 - 21 | 704-48219-P0 | 40 - 49 |
| 69K-44150-00 | 34 - 17 | | 46 - 8 | | 34 - 7 | 61A-45587-60 | 32 - 37 | 704-48119-31 | 40 - 59 | | 41 - 49 |
| 69J-44176-01-1S | 23 - 8 | 69J-45151-00-8D | 22 - 8 | 61A-45567-10 | 32 - 5 | | 34 - 39 | 704-48119-41 | 41 - 68 | 703-48221-00 | 39 - 56 |
| 61A-44311-01 | 32 - 18 | 69J-45152-00-8D | 30 - 35 | | 34 - 7 | 69J-45611-00 | 32 - 48 | EL8-48127-00 | 40 - 23 | 704-48221-P0 | 40 - 58 |
| | 34 - 20 | 61A-45155-00 | 30 - 39 | 61A-45567-20 | 32 - 5 | 69K-45611-00 | 34 - 50 | | 41 - 23 | | 41 - 67 |
| 6E5-44312-00 | 32 - 23 | 69J-45181-00-5B | 30 - 22 | | 34 - 7 | 69J-45631-00 | 32 - 52 | 704-48128-00 | 40 - 2 | 703-48222-00 | 39 - 27 |
| | 34 - 25 | 61A-45214-10 | 33 - 10 | 61A-45567-30 | 32 - 5 | | 34 - 54 | | 41 - 2 | 704-48222-P0 | 40 - 32 |
| 6E5-44315-A0 | 32 - 31 | | 35 - 10 | | 34 - 7 | 61A-45632-00 | 32 - 51 | | 41 - 62 | | 41 - 32 |
| | 34 - 33 | 61A-45215-10 | 33 - 11 | 61A-45567-40 | 32 - 5 | | 34 - 53 | 704-48144-10 | 40 - 50 | 703-48223-00 | 39 - 28 |
| | 46 - 20 | | 35 - 11 | | 34 - 7 | 61A-45633-00 | 32 - 53 | 704-48144-20 | 41 - 50 | 703-48225-00 | 39 - 29 |
| | 46 - 32 | 6G5-45251-02 | 26 - 2 | 61A-45567-50 | 32 - 5 | | 34 - 55 | 703-48152-00 | 39 - 57 | 6X3-48225-20 | 40 - 43 |
| 61A-44322-02 | 32 - 19 | 69J-45300-22-8D | 32 - 1 | | 34 - 7 | 61A-45634-01 | 32 - 50 | 703-48153-00 | 39 - 3 | | 41 - 43 |
| | 34 - 21 | 69K-45300-22-8D | 34 - 1 | 61A-45567-60 | 32 - 5 | | 34 - 52 | 704-48153-00 | 40 - 55 | 703-48226-00 | 39 - 26 |
| | 46 - 27 | 61A-45301-10-8D | 32 - 2 | | 34 - 7 | 61A-45635-00 | 32 - 55 | | 41 - 55 | 703-48227-00 | 39 - 24 |

NUMERICAL INDEX
INDICE NUMERICO

| PART NO. CODIGO N° | REF. NO. | PART NO. CODIGO N° | REF. NO. | PART NO. CODIGO N° | REF. NO. | PART NO. CODIGO N° | REF. NO. | PART NO. CODIGO N° | REF. NO. | PART NO. CODIGO N° | REF. NO. |
|-----------------------|-------------|-----------------------|-------------|-----------------------|-------------|-----------------------|-------------|-----------------------|-------------|-----------------------|-------------|
| 704-48229-P1 | 40 - 35 | 704-48262-00 | 41 - 8 | 6E5-61311-11 | 37 - 12 | 69J-81925-00 | 18 - 6 | 6K1-82532-00 | 44 - 5 | 704-82594-00 | 41 - 33 |
| | 41 - 35 | 703-48264-00 | 39 - 6 | 6E5-61313-00 | 37 - 11 | 69J-81941-00 | 20 - 22 | 703-82540-00 | 39 - 50 | 60V-8259F-00 | 23 - 13 |
| 704-48229-R0 | 41 - 60 | 704-48264-00 | 40 - 9 | 6E5-61315-00 | 37 - 13 | 69J-81942-00 | 18 - 29 | 704-82540-20 | 40 - 10 | 69J-8259F-00 | 23 - 14 |
| 704-48231-00 | 40 - 25 | | 41 - 9 | 6E5-61350-02 | 37 - 1 | 69J-81948-00 | 18 - 11 | 704-82540-30 | 41 - 10 | 69J-8259L-00 | 11 - 27 |
| | 41 - 25 | 703-48265-00 | 39 - 9 | 6E5-61351-01 | 37 - 2 | 69J-81949-01 | 19 - 26 | 69J-82554-01 | 21 - 27 | 69J-8259N-11 | 19 - 17 |
| 703-48232-00 | 39 - 62 | 704-48265-00 | 40 - 4 | 6E5-61355-00 | 37 - 5 | 68V-8194A-00 | 18 - 16 | 682-82556-00 | 39 - 48 | 69J-83306-01 | 19 - 22 |
| 704-48232-P1 | 40 - 40 | | 41 - 4 | 68V-81145-01 | 9 - 14 | 68V-81950-00 | 18 - 33 | | 43 - 7 | 6R5-83383-00 | 43 - 12 |
| | 41 - 40 | 703-48268-00 | 39 - 5 | 68V-81146-01 | 10 - 18 | 704-81950-10 | 41 - 58 | | 44 - 7 | 703-83383-02 | 39 - 51 |
| 704-48233-00 | 40 - 53 | 703-48271-00 | 39 - 60 | 68V-81147-00 | 9 - 24 | 69J-81950-11 | 18 - 23 | 6P2-82560-01 | 2 - 69 | 688-83383-11 | 44 - 12 |
| | 41 - 53 | 704-48271-00 | 40 - 22 | | 10 - 14 | 68V-81953-00 | 18 - 20 | 69J-82563-00 | 19 - 12 | 6Y5-8350F-00 | 42 - 18 |
| 703-48234-00 | 39 - 18 | | 41 - 22 | | 11 - 4 | 69J-81960-11 | 17 - 12 | 703-82563-02 | 39 - 55 | 6Y5-8350T-90 | 42 - 1 |
| 704-48234-00 | 40 - 48 | EL8-48279-00 | 40 - 47 | 69J-81315-00 | 19 - 24 | 69J-81972-01-1S | 17 - 14 | 703-82563-12 | 39 - 55 | 6Y5-83533-T2 | 42 - 9 |
| | 41 - 48 | | 41 - 47 | 69J-8132G-00 | 16 - 17 | 69J-81975-A0 | 17 - 13 | 704-82563-41 | 40 - 34 | 6Y5-83553-00 | 42 - 12 |
| 703-48235-00 | 39 - 4 | 703-48281-00 | 39 - 31 | 6P2-81332-00 | 16 - 14 | 6K1-81980-00 | 44 - 18 | 704-82563-51 | 41 - 34 | 6Y5-83553-F1 | 42 - 23 |
| 704-48235-00 | 40 - 54 | 704-48281-00 | 40 - 13 | 69J-81337-00 | 16 - 21 | 6AH-81994-40 | 16 - 29 | 704-82563-H1 | 41 - 61 | 6Y5-83553-M0 | 42 - 12 |
| | 41 - 54 | | 41 - 13 | 63D-81345-20 | 16 - 5 | 6AH-81994-50 | 16 - 30 | 704-82563-J1 | 41 - 64 | 6Y5-83557-10 | 42 - 16 |
| 703-48236-00 | 39 - 16 | EL8-48281-00 | 40 - 11 | 69J-81410-10 | 16 - 4 | 6AH-81996-00 | 21 - 58 | 6R5-82570-05 | 43 - 1 | 6E5-83558-00 | 30 - 42 |
| 703-48238-00 | 39 - 22 | | 41 - 11 | 69J-81450-10 | 16 - 1 | 69J-82105-00 | 18 - 46 | 6K1-82570-08 | 44 - 1 | 6Y5-8355X-T1 | 42 - 5 |
| 704-48238-00 | 40 - 39 | 703-48282-00 | 39 - 32 | 69J-81460-01 | 16 - 2 | 6Y5-82117-00 | 42 - 14 | 6K1-82571-02 | 44 - 2 | | 42 - 10 |
| | 41 - 39 | 704-48283-00 | 40 - 17 | 69J-81673-00 | 16 - 13 | | 42 - 26 | 704-82571-02 | 43 - 2 | | 42 - 20 |
| EL8-48241-00 | 40 - 26 | | 41 - 17 | 69J-81800-00 | 20 - 1 | 6G5-82119-00 | 18 - 22 | 6K1-82575-00 | 44 - 6 | 6Y5-83570-S5 | 42 - 6 |
| | 41 - 26 | 703-48284-00 | 39 - 52 | 69J-81801-00 | 20 - 5 | 69J-82147-00 | 26 - 32 | 688-82575-01 | 39 - 47 | 6K1-83614-01 | 44 - 8 |
| 704-48242-10 | 40 - 42 | 704-48284-10 | 39 - 52 | 67F-81807-00 | 20 - 10 | 6E5-82148-00 | 26 - 9 | | 43 - 6 | 69J-83614-10 | 19 - 15 |
| | 41 - 42 | 704-48284-P0 | 40 - 57 | 67F-81808-00 | 20 - 8 | 6H1-82148-00 | 26 - 6 | 676-82577-00 | 43 - 5 | 6K1-83623-41 | 16 - 31 |
| 703-48243-00 | 39 - 15 | | 41 - 57 | 67F-81809-00 | 20 - 19 | 6E5-82149-00 | 27 - 16 | 703-82577-00 | 39 - 45 | 6K1-83623-50 | 16 - 32 |
| 703-48244-00 | 39 - 21 | 704-48285-10 | 41 - 65 | 67F-81810-00 | 20 - 3 | 1E6-82151-00 | 42 - 13 | | 44 - 4 | 69J-83626-00 | 17 - 29 |
| EL8-48244-00 | 40 - 30 | 701-48287-00 | 39 - 42 | 67F-81813-00 | 20 - 6 | | 42 - 13 | 64D-82581-00 | 43 - 8 | 69J-83651-01 | 2 - 72 |
| | 41 - 30 | 704-48287-00 | 40 - 20 | 68F-81820-00 | 20 - 7 | 67F-82151-00 | 19 - 20 | 69J-82581-00 | 24 - 21 | 6Y5-83653-30 | 42 - 15 |
| 703-48245-00 | 39 - 11 | | 41 - 20 | 67F-81821-00 | 20 - 13 | 67F-82151-10 | 19 - 21 | 6P2-82582-00 | 19 - 4 | 6Y5-83653-40 | 42 - 15 |
| EL8-48245-00 | 40 - 31 | 703-48291-10 | 39 - 39 | 6K7-81826-11 | 20 - 24 | 67F-82151-20 | 19 - 2 | 6P2-82582-10 | 19 - 5 | 69J-8366G-01 | 18 - 36 |
| | 41 - 31 | 703-48293-10 | 39 - 41 | 69J-81828-00 | 20 - 25 | 69J-8215B-00 | 19 - 3 | 69J-82587-00 | 19 - 14 | 69J-83672-10 | 27 - 1 |
| 701-48246-00 | 40 - 5 | 701-48320-50 | 38 - 4 | 68V-8182L-00 | 9 - 44 | 67F-8215B-10 | 19 - 18 | 69J-82588-00 | 18 - 12 | 663-85518-00 | 24 - 11 |
| | 41 - 5 | 701-48320-60 | 38 - 4 | 67F-81830-00 | 20 - 17 | 67F-8215B-20 | 19 - 19 | 6E5-82588-00 | 21 - 23 | 689-85547-00 | 14 - 1 |
| 703-48246-00 | 39 - 23 | 701-48320-80 | 38 - 4 | 67F-81832-00 | 20 - 11 | 69J-82310-00 | 17 - 4 | 6E9-82588-00 | 2 - 71 | 69J-85580-00 | 16 - 3 |
| 701-48248-00 | 39 - 13 | 6E5-48344-00 | 23 - 3 | 67F-81836-00 | 20 - 12 | 69J-82314-00 | 17 - 9 | 61A-82588-01 | 23 - 15 | 6Y5-85752-02 | 42 - 24 |
| | 40 - 38 | | 24 - 13 | 69J-81839-00 | 20 - 21 | 69J-82316-00 | 17 - 1 | 6R5-82588-01 | 43 - 3 | 61A-85790-00 | 17 - 27 |
| | 41 - 38 | 703-48345-01 | 39 - 19 | 67F-8183R-00 | 20 - 16 | 6A0-82317-00 | 16 - 23 | 61B-8258A-01 | 44 - 24 | 6K1-85830-01 | 44 - 13 |
| EL8-48251-00 | 40 - 3 | | 40 - 19 | 60V-8183T-00 | 20 - 18 | | 18 - 13 | 688-8258A-20 | 39 - 49 | 6S1-85885-00 | 9 - 18 |
| | 41 - 3 | | 41 - 19 | 69J-81840-00 | 20 - 4 | 663-82317-01 | 16 - 22 | 6K1-8258A-40 | 43 - 17 | 65L-85886-00 | 7 - 33 |
| 703-48252-00 | 39 - 12 | 701-48350-00 | 38 - 4 | 67F-81841-00 | 20 - 14 | | 17 - 11 | | 44 - 23 | 60L-8591A-32 | 18 - 1 |
| EL8-48254-00 | 40 - 27 | 701-48350-20 | 38 - 4 | 69J-81842-00 | 20 - 20 | 67F-82377-00 | 21 - 55 | 704-82590-10 | 41 - 59 | 69J-8591A-32 | 18 - 1 |
| | 41 - 27 | 701-48350-50 | 38 - 4 | 67F-81846-00 | 20 - 26 | 68V-82380-00 | 10 - 19 | 69J-82590-60 | 19 - 1 | 69J-8591A-50 | 18 - 1 |
| EL8-48259-00 | 40 - 7 | 703-48358-00 | 39 - 20 | 67F-81850-00 | 20 - 2 | 6R5-82510-02 | 43 - 4 | 703-82591-00 | 39 - 53 | 6Y5-87122-S0 | 42 - 11 |
| | 41 - 7 | | 40 - 24 | 67F-81857-00 | 20 - 9 | 6K1-82510-06 | 44 - 3 | | 39 - 53 | | 42 - 19 |
| 704-48261-00 | 40 - 15 | | 41 - 24 | 69J-81869-00 | 20 - 23 | 703-82510-43 | 39 - 44 | 703-82592-00 | 39 - 54 | 69J-W0001-04 | 45 - 1 |
| | 41 - 15 | 69J-48531-00 | 23 - 1 | 67F-81891-00 | 20 - 15 | 69J-82519-00 | 17 - 24 | 68V-82594-00 | 21 - 54 | 69J-W0001-22 | 46 - 1 |
| 703-48261-01 | 39 - 2 | 6E5-61301-01 | 37 - 10 | 69J-81919-00 | 18 - 41 | 703-82531-00 | 39 - 46 | 703-82594-00 | 39 - 25 | 69J-W0070-00 | 1 - 17 |
| 704-48262-00 | 40 - 8 | 6E5-61303-00 | 37 - 14 | 69J-81919-20 | 16 - 27 | | 42 - 27 | 704-82594-00 | 40 - 33 | 61A-W0078-A3 | 46 - 26 |

NUMERICAL INDEX
INDICE NUMERICO

| PART NO. CODIGO N° | REF. NO. | PART NO. CODIGO N° | REF. NO. | PART NO. CODIGO N° | REF. NO. | PART NO. CODIGO N° | REF. NO. | PART NO. CODIGO N° | REF. NO. | PART NO. CODIGO N° | REF. NO. |
|-----------------------|-------------|-----------------------|-------------|-----------------------|-------------|-----------------------|-------------|-----------------------|-------------|-----------------------|-------------|
| 69J-W009A-05-1S | 4 - 1 | 90119-06M59 | 18 - 15 | 90179-06M28 | 1 - 3 | 90249-06M19 | 26 - 39 | 90430-08143 | 5 - 16 | 90465-11M10 | 26 - 25 |
| 69J-W009B-04-1S | 2 - 1 | 90119-06M65 | 25 - 7 | | 7 - 26 | 90280-04008 | 6 - 25 | | 45 - 18 | | 30 - 43 |
| 69J-W009C-05-1S | 4 - 8 | 90119-06M82 | 17 - 3 | 90179-24002 | 16 - 12 | 90280-04M05 | 32 - 25 | 90430-14115 | 2 - 36 | | 42 - 17 |
| 69J-W1165-01 | 3 - 7 | 90119-06MA2 | 2 - 19 | 90183-02M03 | 32 - 57 | | 34 - 27 | | 5 - 23 | 90465-11M52 | 7 - 21 |
| 90101-06M75 | 7 - 14 | | 5 - 20 | | 34 - 59 | | 46 - 35 | 90430-14M09 | 31 - 7 | 90465-13M30 | 21 - 9 |
| 90101-09M70 | 37 - 18 | 90119-06MA3 | 17 - 15 | 90185-05002 | 33 - 13 | 90280-05015 | 16 - 10 | | 46 - 12 | 90465-14M66 | 7 - 5 |
| 90101-12M05 | 26 - 47 | 90119-06MA4 | 2 - 22 | | 35 - 13 | 90340-08002 | 32 - 7 | 90430-18130 | 5 - 18 | | 16 - 20 |
| 90101-12M77 | 26 - 47 | 90119-06MA5 | 17 - 16 | 90185-09M01 | 37 - 6 | | 34 - 9 | | 45 - 19 | | 18 - 32 |
| 90101-14002 | 27 - 17 | 90119-07234 | 4 - 7 | | 37 - 20 | 90340-14M06 | 2 - 35 | 90445-07010 | 30 - 44 | | 19 - 6 |
| 90101-14003 | 27 - 27 | | 4 - 14 | 90185-14M00 | 27 - 19 | | 5 - 22 | 90445-11012 | 22 - 11 | | 19 - 25 |
| 90105-05012 | 2 - 28 | 90119-07235 | 4 - 6 | | 27 - 28 | | 31 - 6 | 90445-11020 | 1 - 22 | 90467-08M18 | 17 - 23 |
| | 2 - 33 | | 4 - 13 | 90185-22M11 | 26 - 24 | 90340-18M09 | 5 - 17 | 90445-11021 | 1 - 23 | 90467-09M03 | 7 - 10 |
| 90105-06M07 | 4 - 18 | 90119-08009 | 2 - 14 | 90201-02M00 | 32 - 56 | 90344-51019 | 4 - 4 | 90445-11028 | 22 - 17 | | 17 - 22 |
| 90105-08036 | 32 - 68 | 90119-08021 | 4 - 25 | | 34 - 58 | | 4 - 11 | 90445-13004 | 14 - 2 | 90468-18008 | 23 - 4 |
| | 34 - 73 | | 4 - 30 | 90201-06068 | 7 - 15 | 90386-06M12 | 23 - 25 | 90445-13M01 | 15 - 2 | | 23 - 24 |
| 90105-10M00 | 33 - 15 | 90119-08022 | 7 - 12 | | 21 - 40 | 90386-08001 | 7 - 23 | | 36 - 9 | | 24 - 14 |
| | 35 - 15 | 90119-08M14 | 32 - 33 | | 21 - 48 | 90386-10001 | 24 - 3 | 90445-13M35 | 36 - 11 | 90480-06M19 | 15 - 4 |
| 90109-06040 | 24 - 28 | | 34 - 35 | 90201-08023 | 32 - 69 | 90386-10M16 | 26 - 37 | 90447-13009 | 22 - 12 | 90480-09M21 | 17 - 2 |
| 90109-06M80 | 2 - 26 | | 46 - 34 | | 34 - 74 | 90386-12069 | 23 - 10 | 90448-10002 | 8 - 20 | 90480-10M23 | 8 - 6 |
| | 2 - 31 | 90119-08M22 | 21 - 14 | 90201-09M02 | 23 - 35 | 90386-15M73 | 21 - 36 | 90448-12001 | 8 - 18 | 90480-14M17 | 22 - 6 |
| 90109-06M81 | 21 - 24 | 90119-08M66 | 2 - 10 | 90201-10M02 | 24 - 12 | | 21 - 44 | 90448-12003 | 8 - 15 | 90480-22M81 | 21 - 15 |
| 90109-06M82 | 19 - 23 | 90119-08M79 | 30 - 2 | | 24 - 30 | 90386-18M14 | 26 - 45 | 90462-08024 | 18 - 39 | 90501-10M77 | 32 - 58 |
| | 21 - 7 | 90119-08M91 | 4 - 24 | 90201-10M20 | 37 - 7 | | 28 - 24 | 90462-20001 | 21 - 25 | | 34 - 60 |
| | 21 - 11 | | 4 - 29 | 90201-10M76 | 37 - 17 | 90386-18M63 | 26 - 44 | 90464-07M56 | 17 - 8 | 90501-11M10 | 32 - 17 |
| | 21 - 32 | 90119-10007 | 30 - 32 | 90201-12M05 | 26 - 49 | 90386-25M31 | 26 - 22 | | 18 - 31 | | 34 - 19 |
| | 21 - 42 | 90119-10024 | 26 - 29 | 90201-13M01 | 26 - 48 | 90386-39M89 | 27 - 7 | 90464-09010 | 23 - 20 | 90501-12082 | 23 - 29 |
| 90109-06M86 | 18 - 37 | | 27 - 22 | 90201-15M58 | 27 - 18 | 90386-90M90 | 23 - 34 | 90464-09M47 | 21 - 29 | 90506-16003 | 26 - 42 |
| | 19 - 16 | | 27 - 32 | 90201-16015 | 27 - 24 | 90387-06037 | 30 - 12 | 90464-12002 | 17 - 7 | 90506-16M34 | 21 - 51 |
| | 21 - 26 | 90119-10M06 | 6 - 19 | 90201-16016 | 27 - 15 | 90387-06038 | 7 - 25 | 90464-12238 | 8 - 2 | 90508-20020 | 23 - 12 |
| | 21 - 28 | 90119-10MA2 | 33 - 8 | 90201-16M00 | 32 - 45 | 90387-06119 | 16 - 24 | 90464-13249 | 24 - 22 | 90560-12M01 | 37 - 4 |
| | 21 - 50 | | 35 - 8 | | 34 - 47 | | 18 - 14 | 90464-15007 | 7 - 34 | 91318-05025 | 28 - 60 |
| | 23 - 2 | 90149-05M05 | 43 - 13 | 90201-22M01 | 32 - 28 | 90387-06M60 | 8 - 7 | 90464-18004 | 18 - 35 | 91318-05040 | 28 - 65 |
| 90109-08019 | 23 - 11 | | 44 - 19 | | 34 - 30 | 90387-06M64 | 31 - 9 | | 18 - 40 | 91490-20015 | 23 - 36 |
| 90110-05010 | 6 - 24 | 90151-06M02 | 5 - 11 | 90201-24014 | 16 - 11 | 90387-07005 | 7 - 17 | 90464-20258 | 21 - 53 | 91490-40030 | 33 - 20 |
| 90110-06038 | 17 - 10 | 90152-05003 | 33 - 12 | 90201-26M59 | 26 - 23 | | 7 - 19 | 90464-23001 | 8 - 3 | | 35 - 20 |
| 90111-06025 | 22 - 4 | | 35 - 12 | 90201-31M00 | 32 - 63 | 90387-08M37 | 21 - 16 | 90465-06M86 | 23 - 19 | 91690-30008 | 25 - 6 |
| | 22 - 9 | 90155-10001 | 4 - 23 | 90201-40M00 | 27 - 6 | 90387-10M02 | 26 - 40 | | 24 - 18 | 91690-30010 | 23 - 31 |
| 90111-06026 | 22 - 5 | | 4 - 28 | 90202-08M20 | 23 - 23 | 90387-10M08 | 4 - 22 | 90465-08049 | 18 - 38 | 91690-30018 | 24 - 8 |
| 90116-06032 | 7 - 4 | 90157-05M19 | 36 - 4 | 90202-10002 | 24 - 4 | | 4 - 27 | 90465-08M83 | 26 - 18 | 91690-30020 | 26 - 41 |
| 90119-06027 | 5 - 13 | 90158-06003 | 42 - 25 | 90202-28M46 | 27 - 25 | 90387-10M61 | 37 - 3 | | 26 - 26 | 91690-30025 | 24 - 7 |
| 90119-06036 | 7 - 24 | 90169-05M00 | 18 - 30 | 90202-32M19 | 27 - 14 | 90430-05002 | 2 - 29 | 90465-11M10 | 2 - 41 | 91690-40010 | 5 - 12 |
| 90119-06037 | 14 - 15 | 90170-09M05 | 37 - 19 | 90202-40M47 | 27 - 9 | | 2 - 34 | | 2 - 70 | 91690-50014 | 7 - 13 |
| 90119-06104 | 5 - 14 | 90170-14M06 | 37 - 15 | 90206-10M04 | 24 - 29 | 90430-06014 | 9 - 27 | | 8 - 23 | 91809-08006 | 4 - 5 |
| 90119-06M10 | 32 - 14 | 90170-16M19 | 32 - 46 | 90206-14N50 | 29 - 2 | | 10 - 22 | | 14 - 4 | | 4 - 12 |
| | 34 - 16 | | 34 - 48 | 90206-15M18 | 21 - 37 | 90430-06M03 | 4 - 19 | | 14 - 17 | 91814-18001 | 2 - 4 |
| 90119-06M17 | 30 - 47 | 90171-18M04 | 33 - 19 | | 21 - 45 | 90430-08020 | 32 - 9 | | 21 - 18 | 92780-06020 | 40 - 28 |
| 90119-06M59 | 8 - 8 | | 35 - 19 | 90206-22M19 | 32 - 29 | | 34 - 11 | | 22 - 18 | | 41 - 28 |
| | 16 - 25 | 90173-06001 | 22 - 2 | | 34 - 31 | | 46 - 14 | | 23 - 18 | 92903-05100 | 43 - 10 |

NUMERICAL INDEX
INDICE NUMERICO

| PART NO. CODIGO N° | REF. NO. | PART NO. CODIGO N° | REF. NO. | PART NO. CODIGO N° | REF. NO. | PART NO. CODIGO N° | REF. NO. | PART NO. CODIGO N° | REF. NO. | PART NO. CODIGO N° | REF. NO. |
|-----------------------|-------------|-----------------------|-------------|-----------------------|-------------|-----------------------|-------------|-----------------------|-------------|-----------------------|-------------|
| 92903-05100 | 43 - 15 | 92995-06600 | 8 - 11 | 93102-38M59 | 45 - 20 | 93306-210U0 | 32 - 61 | 93700-09M00 | 34 - 75 | 97095-06020 | 2 - 51 |
| 92903-05600 | 43 - 16 | | 14 - 13 | 93102-63004 | 3 - 2 | 93311-83280 | 32 - 3 | 94581-99044 | 6 - 13 | | 17 - 5 |
| 92903-06600 | 18 - 28 | | 16 - 9 | | 45 - 11 | | 34 - 3 | 94702-00391 | 4 - 42 | | 17 - 17 |
| 92903-08100 | 20 - 30 | | 16 - 16 | 93106-09014 | 32 - 13 | 93315-43061 | 32 - 65 | 95303-05600 | 43 - 14 | | 18 - 4 |
| 92903-08600 | 20 - 28 | | 16 - 19 | | 34 - 15 | | 34 - 70 | 95303-05700 | 43 - 11 | | 19 - 7 |
| 92907-04600 | 2 - 17 | | 17 - 6 | | 46 - 16 | 93315-660W3 | 34 - 5 | 95333-08600 | 20 - 29 | | 21 - 39 |
| | 4 - 34 | | 17 - 19 | 93106-19N50 | 28 - 5 | 93317-330U2 | 32 - 36 | 95380-04600 | 42 - 4 | | 21 - 47 |
| 92907-06600 | 31 - 12 | | 17 - 26 | 93210-064A5 | 28 - 51 | | 34 - 38 | | 42 - 8 | | 24 - 24 |
| 92990-04100 | 42 - 3 | | 18 - 3 | 93210-08287 | 36 - 14 | 93332-00048 | 34 - 63 | | 42 - 22 | | 30 - 13 |
| | 42 - 7 | | 18 - 5 | 93210-08391 | 28 - 48 | 93332-000W1 | 32 - 4 | 95380-05600 | 25 - 3 | | 31 - 24 |
| | 42 - 21 | | 18 - 10 | 93210-09165 | 23 - 33 | 93341-440U5 | 34 - 65 | | 39 - 7 | 97095-06025 | 2 - 37 |
| 92990-05100 | 44 - 10 | | 18 - 19 | | 29 - 18 | 93341-670V0 | 34 - 6 | | 40 - 21 | | 2 - 45 |
| | 44 - 21 | | 18 - 26 | 93210-16275 | 37 - 9 | 93341-930U9 | 32 - 38 | | 41 - 21 | | 26 - 4 |
| 92990-05300 | 40 - 36 | | 18 - 45 | 93210-17239 | 28 - 22 | | 34 - 40 | | 44 - 11 | 97095-06030 | 4 - 36 |
| | 41 - 36 | | 19 - 9 | 93210-18397 | 28 - 27 | 93399-999T6 | 29 - 3 | | 44 - 20 | | 4 - 40 |
| 92990-05600 | 44 - 22 | | 19 - 11 | 93210-19MJ1 | 2 - 48 | 93410-10082 | 24 - 5 | 95380-06600 | 1 - 8 | 97095-06035 | 16 - 7 |
| 92990-06100 | 1 - 7 | | 23 - 7 | | 45 - 6 | 93410-18M02 | 26 - 46 | | 39 - 40 | | 19 - 10 |
| | 44 - 16 | | 24 - 17 | 93210-19MJ3 | 31 - 23 | 93410-37M04 | 27 - 11 | | 40 - 37 | | 23 - 6 |
| 92990-06300 | 40 - 46 | | 24 - 20 | | 45 - 25 | 93420-36M01 | 30 - 38 | | 41 - 37 | 97095-06040 | 2 - 61 |
| | 41 - 46 | | 24 - 25 | 93210-24M79 | 2 - 64 | 93430-06024 | 39 - 10 | | 44 - 15 | 97095-06045 | 2 - 58 |
| 92990-06600 | 30 - 50 | | 26 - 5 | | 45 - 9 | | 40 - 6 | 95380-12600 | 26 - 50 | | 2 - 67 |
| | 44 - 17 | | 26 - 8 | 93210-25552 | 2 - 47 | | 41 - 6 | 95380-14700 | 37 - 16 | | 24 - 16 |
| 92990-08100 | 9 - 4 | | 26 - 11 | | 31 - 20 | 93501-04011 | 32 - 59 | 95680-05100 | 25 - 10 | 97095-08014 | 5 - 15 |
| | 9 - 9 | | 26 - 20 | | 45 - 5 | | 34 - 61 | 95707-06500 | 2 - 9 | 97095-08020 | 18 - 7 |
| | 9 - 12 | | 26 - 28 | 93210-25647 | 2 - 50 | 93501-04M02 | 23 - 28 | 95780-10300 | 27 - 4 | | 18 - 42 |
| | 10 - 4 | | 30 - 14 | | 45 - 7 | 93501-08001 | 28 - 47 | 97013-06025 | 6 - 16 | | 32 - 72 |
| | 10 - 9 | | 30 - 41 | 93210-28543 | 30 - 9 | 93503-16003 | 28 - 37 | | 18 - 27 | | 34 - 77 |
| | 10 - 12 | | 31 - 26 | | 46 - 2 | 93505-32038 | 28 - 13 | 97013-08045 | 20 - 27 | 97095-08025 | 32 - 41 |
| 92990-08600 | 39 - 34 | 92995-08600 | 18 - 8 | 93210-33MG4 | 30 - 10 | | 28 - 34 | 97027-06025 | 31 - 11 | | 34 - 43 |
| 92990-10600 | 17 - 28 | | 18 - 43 | | 46 - 3 | 93604-35236 | 28 - 61 | 97075-10045 | 30 - 3 | 97095-10045 | 33 - 5 |
| 92990-18200 | 33 - 18 | | 32 - 42 | 93210-35321 | 27 - 8 | 93605-10108 | 6 - 17 | 97095-06010 | 9 - 26 | | 35 - 5 |
| | 35 - 18 | | 32 - 73 | 93210-37160 | 32 - 21 | 93606-12019 | 2 - 3 | | 10 - 21 | 97303-05012 | 43 - 9 |
| 92995-04100 | 23 - 17 | | 34 - 44 | | 34 - 23 | | 2 - 13 | | 18 - 17 | 97380-05025 | 39 - 8 |
| 92995-06100 | 16 - 8 | | 34 - 78 | | 46 - 18 | | 30 - 46 | | 18 - 24 | 97380-06018 | 40 - 18 |
| | 17 - 18 | 92995-10100 | 33 - 6 | | 46 - 29 | | 32 - 32 | | 26 - 7 | | 41 - 18 |
| | 18 - 18 | | 35 - 6 | 93210-55M14 | 32 - 39 | | 34 - 34 | | 26 - 34 | 97380-08030 | 39 - 33 |
| | 18 - 25 | 92995-10600 | 30 - 4 | | 34 - 41 | | 46 - 33 | | 30 - 40 | 97575-06535 | 23 - 30 |
| | 19 - 8 | | 33 - 7 | | 46 - 22 | 93606-19M23 | 30 - 26 | 97095-06012 | 17 - 25 | 97575-06540 | 31 - 19 |
| | 31 - 25 | | 35 - 7 | 93210-64488 | 32 - 12 | 93608-12M05 | 33 - 4 | 97095-06014 | 14 - 12 | 97575-08535 | 30 - 25 |
| 92995-06600 | 1 - 11 | 92995-14600 | 27 - 20 | | 34 - 14 | | 35 - 4 | | 18 - 9 | | 31 - 4 |
| | 2 - 38 | | 27 - 29 | | 46 - 15 | 93608-16M16 | 30 - 6 | | 18 - 44 | 97575-08540 | 4 - 20 |
| | 2 - 46 | 93101-28M16 | 32 - 35 | 93210-86M38 | 32 - 20 | | 30 - 16 | | 24 - 19 | 97575-08560 | 31 - 3 |
| | 2 - 52 | | 34 - 37 | | 34 - 22 | | 30 - 33 | | 26 - 27 | 97575-08590 | 30 - 19 |
| | 2 - 59 | | 46 - 21 | | 46 - 17 | | 31 - 5 | | 30 - 36 | 97575-10535 | 30 - 5 |
| | 2 - 62 | 93101-30M17 | 32 - 66 | | 46 - 28 | 93700-06M01 | 23 - 9 | 97095-06016 | 1 - 10 | 97780-60520 | 22 - 19 |
| | 2 - 68 | | 34 - 71 | 93211-04384 | 32 - 67 | 93700-06M03 | 26 - 17 | | 8 - 10 | 97780-60620 | 7 - 8 |
| | 4 - 37 | | 46 - 23 | | 34 - 72 | | 26 - 31 | | 16 - 18 | | 18 - 21 |
| | 4 - 41 | 93102-38M59 | 6 - 20 | | 46 - 24 | 93700-09M00 | 32 - 70 | | 18 - 2 | 97780-60625 | 18 - 34 |

NUMERICAL INDEX
INDICE NUMERICO

| PART NO. CODIGO N° | REF. NO. | PART NO. CODIGO N° | REF. NO. | PART NO. CODIGO N° | REF. NO. | PART NO. CODIGO N° | REF. NO. | PART NO. CODIGO N° | REF. NO. |
|-----------------------|-------------|-----------------------|-------------|-----------------------|-------------|-----------------------|-------------|-----------------------|-------------|
| 97880-06016 | 30 - 49 | | | | | | | | |
| 97885-04016 | 23 - 16 | | | | | | | | |
| 97885-06010 | 16 - 15 | | | | | | | | |
| | 21 - 6 | | | | | | | | |
| | 26 - 13 | | | | | | | | |
| | 26 - 16 | | | | | | | | |
| 97885-06012 | 26 - 10 | | | | | | | | |
| | 26 - 19 | | | | | | | | |
| 97885-06016 | 27 - 2 | | | | | | | | |
| 97890-05016 | 40 - 62 | | | | | | | | |
| | 41 - 70 | | | | | | | | |
| 97890-05025 | 40 - 14 | | | | | | | | |
| | 41 - 14 | | | | | | | | |
| 97890-06018 | 40 - 45 | | | | | | | | |
| | 41 - 45 | | | | | | | | |
| 98507-04008 | 2 - 16 | | | | | | | | |
| | 4 - 33 | | | | | | | | |
| | 12 - 14 | | | | | | | | |
| 98580-03015 | 39 - 38 | | | | | | | | |
| 98580-04006 | 39 - 36 | | | | | | | | |
| 98580-04010 | 39 - 35 | | | | | | | | |
| 98580-05008 | 13 - 22 | | | | | | | | |
| 98580-05010 | 39 - 37 | | | | | | | | |
| 98780-04015 | 2 - 74 | | | | | | | | |
| | 5 - 10 | | | | | | | | |
| 98780-05018 | 40 - 29 | | | | | | | | |
| | 41 - 29 | | | | | | | | |
| 98980-05010 | 44 - 9 | | | | | | | | |
| 98980-06020 | 44 - 14 | | | | | | | | |
| 99001-08600 | 32 - 16 | | | | | | | | |
| | 34 - 18 | | | | | | | | |
| 99002-03600 | 28 - 40 | | | | | | | | |
| 99530-08012 | 16 - 6 | | | | | | | | |
| 99530-10114 | 9 - 29 | | | | | | | | |
| | 10 - 24 | | | | | | | | |
| 9E450-04533 | 42 - 2 | | | | | | | | |