



**PARTS
CATALOGUE
CATALOGO
DE REPUESTOS**

F250AET'11 (6P27)

FL250AET'11 (6P37)



2011/5/25

1K6P2-200S1

()

NEWS NO.	DATE	COMMENT
PE0-OM-110013	Apr.,28,2011	MOD:FIG.2,3 LIST/ILLUSTRATION REVISION
PE0-OM-110019	May,16,2011	MOD:FIG.24 LIST/ILLUSTRATION REVISION

F250AET/FL250AET
PARTS CATALOGUE
©2010 by Yamaha Motor Co., Ltd.
1st edition, August 2010
All rights reserved.
Any reprinting or unauthorized use
without the written permission of
Yamaha Motor Co., Ltd.
is expressly prohibited.
Printed in Japan.

F250AET/FL250AET
CATALOGO DE REPUESTOS
©2010 por Yamaha Motor Co., Ltd.
1ª edición, agosto 2010
Todos los derechos reservados.
Toda reproducción o uso no autorizado
sin el consentimiento escrito de
Yamaha Motor Co., Ltd.
quedan expresamente prohibidos
Impreso en Japón.

FOREWORD

This Parts Catalogue is related to the parts for the model(s) on the cover page. When you are ordering replacement parts, please refer to this Parts Catalogue and quote both part numbers and part names correctly.

1. Modifications or additions which have been made after the issue of the Parts Catalogue will be announced in the Parts News.
It is advisable that you make the necessary corrections to the Parts Catalogue according to the Parts News.

2. Abbreviations

The following abbreviations are used in this Parts Catalogue.

“UR” Use specified parts number.

“UN” Use as many as needed.

“AP” Alternate Parts

“LM” Locally Made (Parts need to be ordered locally)

“F#” Frame No. (Applicable machine No.)

“O/S” Over Size

3. The number of components for assembly

- Parts, which are to be supplied in an assembly, are listed with a dot (.) in front of the part name as shown below.
- The numeral appearing to the right of each component part indicates the quantity of parts for each assembly unit.

PART NO.	DESCRIPTION	Q'TY	REMARKS
2F5-83310-60	FRONT FLASHER LIGHT ASSY	2	
115-83311-60	.BULB (6V-18W)	1	

4. Applicable colours of graphics are represented in the “REMARKS” as shown below.

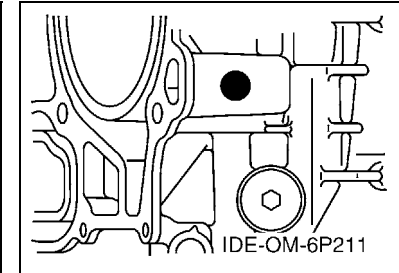
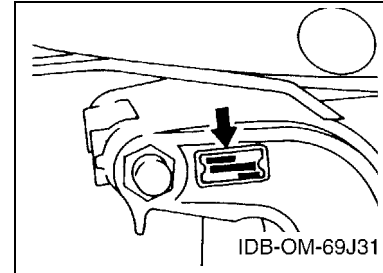
PART NO.	DESCRIPTION	Q'TY	REMARKS
2N4-24110-00-X5	FUEL TANK COMP.	2	MXR
3J1-24240-10	.GRAPHIC, FUEL TANK	1	FOR MXR

5. Note that the illustrations for reference in finding parts numbers are not to be used for assembling. When assembling, please use the applicable service manual.

6. The asterisk (*) before a reference number indicates modified items after the first edition.

7. Applicable Serial No.

Engine Serial No.



8. Applicable Engine Starting Serial No.

Model	Serial No.	Model	Serial No.
F250A	6P2-1034178	FL250A	6P3-1014090

9. Applicable Colour Code

Abbreviation	Colour Name	Colour Code
DBN1	DARK BLUISH GRAY 1	008D

10. Quantity Column Information

Column No.	Name Of Q'ty Column	Applicable Model
1	6P27	F250AET
2	6P37	FL250AET

PROLOGO

Este catálogo de repuestos corresponde a las piezas para el o los modelos que figuran en la página de portada. Al formular el pedido de repuestos, se ruega citar este catálogo y especificar correctamente el número y el nombre de las piezas.

- Las modificaciones y agregados que se hayan realizado después de la edición de este Catálogo de Repuestos, serán anunciados en las Informaciones de Recambios. Es recomendable que se hagan las correcciones necesarias en el Catálogo de Repuestos de acuerdo con las Informaciones de Recambios.

2. Abreviaciones

En este. Catálogo de Repuestos se emplean las siguientes abreviaciones.

- “UR” Usar el número de partes especificado
- “UN” Usar la cantidad necesaria
- “AP” Piezas sustitutivas
- “LM” Fabricación local (Hay que pedir los repuestos en las cercanías)
- “F#” N° de bastidor (N° aplicable a la máquina)
- “O/S” Sobredimensionado

3. La cantidad de componentes para el montaje

- Los componentes, suministrados como conjunto, se describen con un punto (.) que precede al nombre del parte como se indica a continuación.
- La numeración que aparece a la derecha de cada descripción indica la cantidad de partes por cada unidad de conjunto.

CODIGO N°	DESCRIPCION	CANT.	OBSERVACIONES
2F5-83310-60	ENSAMBLAJE DE LA LUZ	2	
115-83311-60	.BOMBILLA (6V-18W)	1	

4. Los colores de los componentes se indican como sigue en la columna de “OBSERVACIONES”.

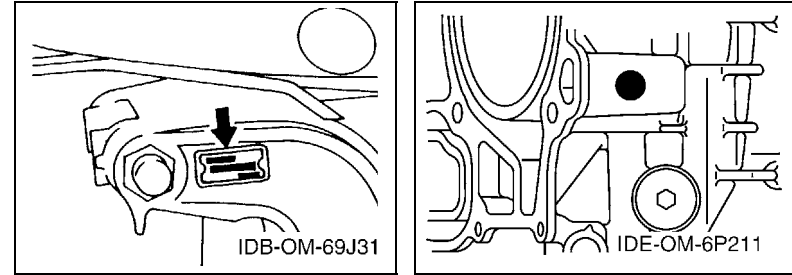
CODIGO N°	DESCRIPCION	CANT.	OBSERVACIONES
2N4-24110-00-X5	COMP. DEL TANQUE	2	MXR
3J1-24240-10	.GRAFICO, DEL TANQUE	1	PARA MXR

- Debe tenerse en cuenta que las ilustraciones sirven como guía para la búsqueda de los números de partes y no deben usarse para el montaje. Durante el montaje, se recomienda usar el manual de taller correspondiente.

- EL asterisco (*) antes del número de referencia indica los elementos modificados después de la primera edición.

7. Números de serie

N° de Serie del motor



8. Números de serie del motor

Modelo	N° de serie	Modelo	N° de serie
F250A	6P2-1034178	FL250A	6P3-1014090

9. Códigos de color aplicables

Abreviatura	Nombre de color	Código de color
DBN1	DARK BLUISH GRAY 1	008D

10. Informacion para la columna de cantidades

Columna N°	Nombre de la columna de cantidades	Modelo aplicable
1	6P27	F250AET
2	6P37	FL250AET

CONTENTS

TOP COWLING	1
CYLINDER & CRANKCASE 1	2
CRANKSHAFT & PISTON	5
CYLINDER & CRANKCASE 2	6
CYLINDER & CRANKCASE 3	8
VALVE	10
INTAKE 1	13
INTAKE 2	15
THROTTLE BODY ASSY 1	16
THROTTLE BODY ASSY 2	17
THROTTLE BODY ASSY 3	18
FUEL INJECTION PUMP 1	19
FUEL INJECTION PUMP 2	21
FUEL 1	23
FUEL 2	24
GENERATOR	25
ELECTRICAL 1	26
ELECTRICAL 2	28
ELECTRICAL 3	31
STARTING MOTOR	32
BOTTOM COWLING 1	34
BOTTOM COWLING 2	37
CONTROL	38
BRACKET 1	40
BRACKET 2	42
POWER TRIM & TILT ASSY 1	44
POWER TRIM & TILT ASSY 2	47
UPPER CASING	48
OIL PAN	50
LOWER CASING & DRIVE 1	51
LOWER CASING & DRIVE 2	55
LOWER CASING & DRIVE 3	57
LOWER CASING & DRIVE 4	61
STEERING GUIDE	63
REMOTE CONTROL BOX	64
REMOTE CONTROL ASSY 1	65
REMOTE CONTROL ASSY 2	68
SWITCH & PANEL	71
REPAIR KIT 1	72
REPAIR KIT 2	73

INDEX

NUMERICAL INDEX	75
-----------------------	----

CONTENIDO

SOPORTE SUPERIOR	1
CILINDRO & CARTER 1	2
CIGUENAL & PISTON	5
CILINDRO & CARTER 2	6
CILINDRO & CARTER 3	8
VALVULA	10
ADMISION 1	13
ADMISION 2	15
CAJA DE ACELERADOR COMPL 1	16
CAJA DE ACELERADOR COMPL 2	17
CAJA DE ACELERADOR COMPL 3	18
BOMBA DE INYECTOR 1	19
BOMBA DE INYECTOR 2	21
COMBUSTIBLE 1	23
COMBUSTIBLE 2	24
GENERADOR	25
EQUIPO ELECTRICO 1	26
EQUIPO ELECTRICO 2	28
EQUIPO ELECTRICO 3	31
MOTOR DE ARRANQUE	32
CUBIERTA INFERIOR 1	34
CUBIERTA INFERIOR 2	37
CONTROL	38
SOPORTE 1	40
SOPORTE 2	42
COMPONER Y PODER VARILLA 1	44
COMPONER Y PODER VARILLA 2	47
FUNDA SUPERIOR	48
OIL PAN	50
IMPULSOR E INFERIOR 1	51
IMPULSOR E INFERIOR 2	55
IMPULSOR E INFERIOR 3	57
IMPULSOR E INFERIOR 4	61
DIRECCIONGUIAR	63
CONTROL REMOTO COMPLETO	64
CONTROL REMOTO COMPL 1	65
CONTROL REMOTO COMPL 2	68
PANEL DE INTERRUPTOR	71
ESTUCHE REPARATION 1	72
ESTUCHE REPARATION 2	73

INDICE

INDICE NUMERICO	75
-----------------------	----

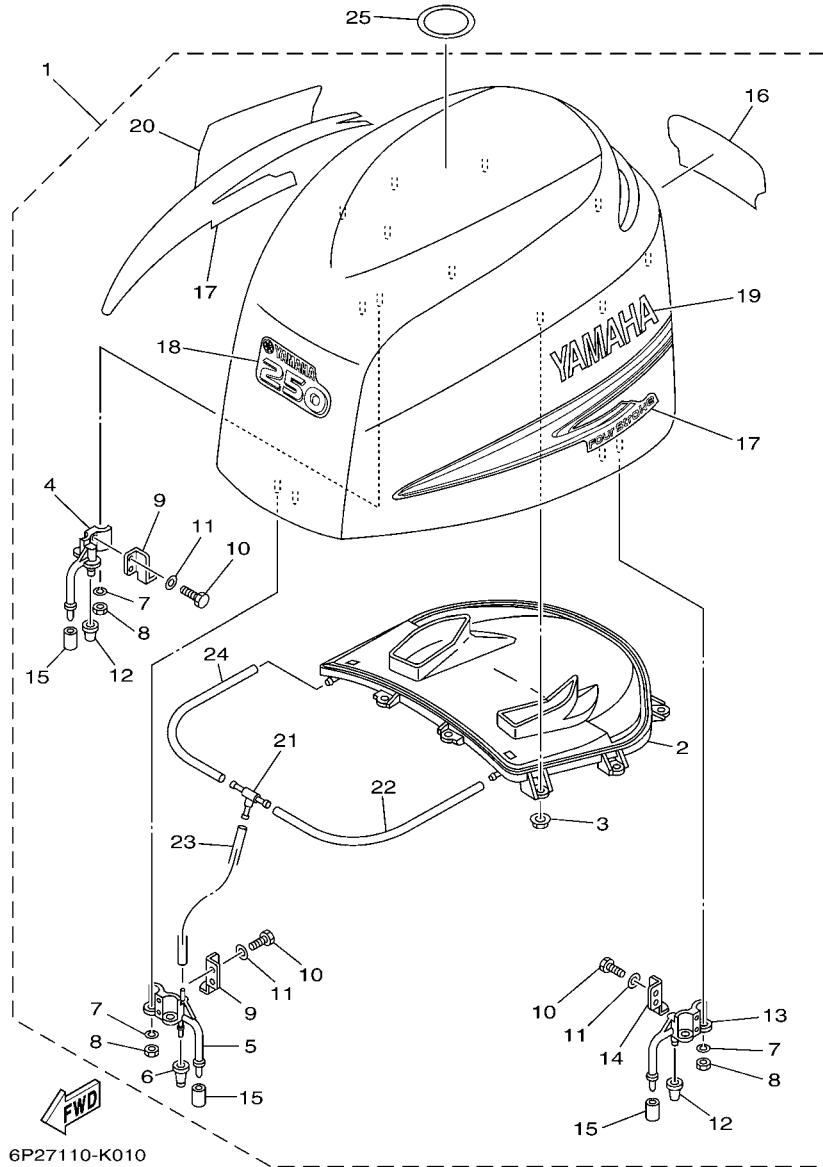
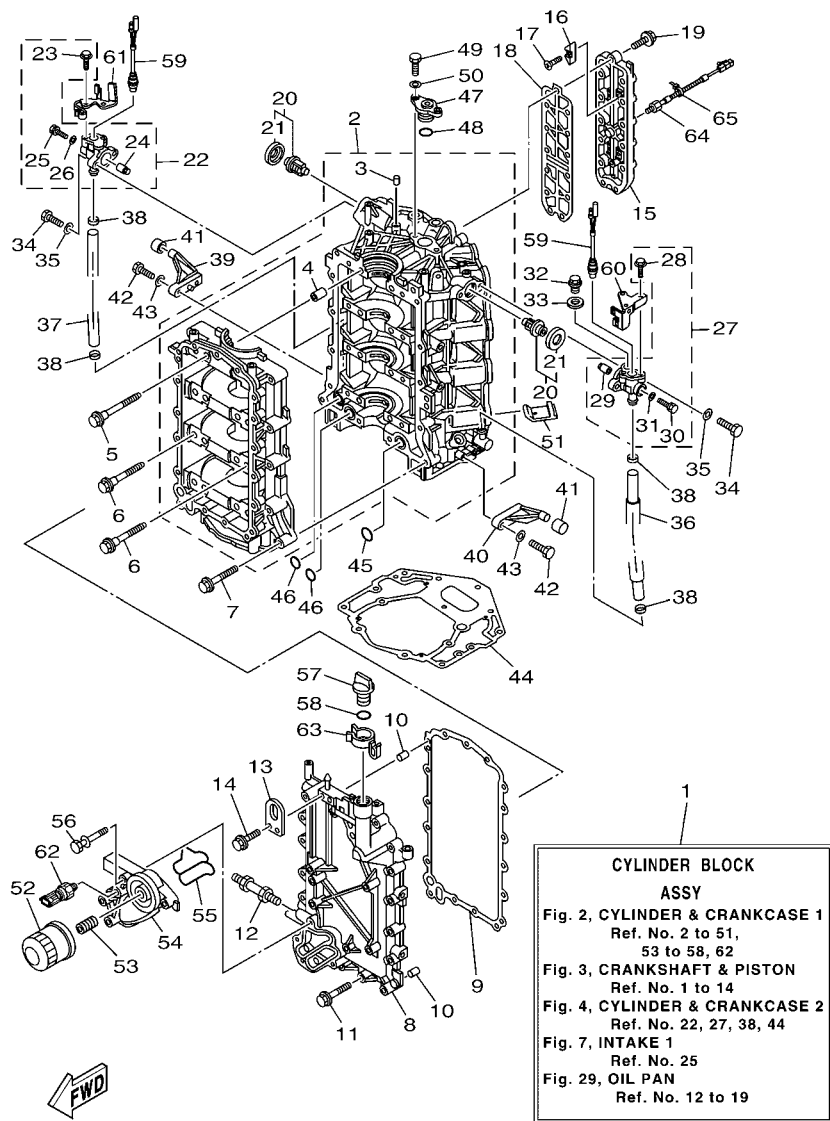


FIG. 1 TOP COWLING

SOPORTE SUPERIOR

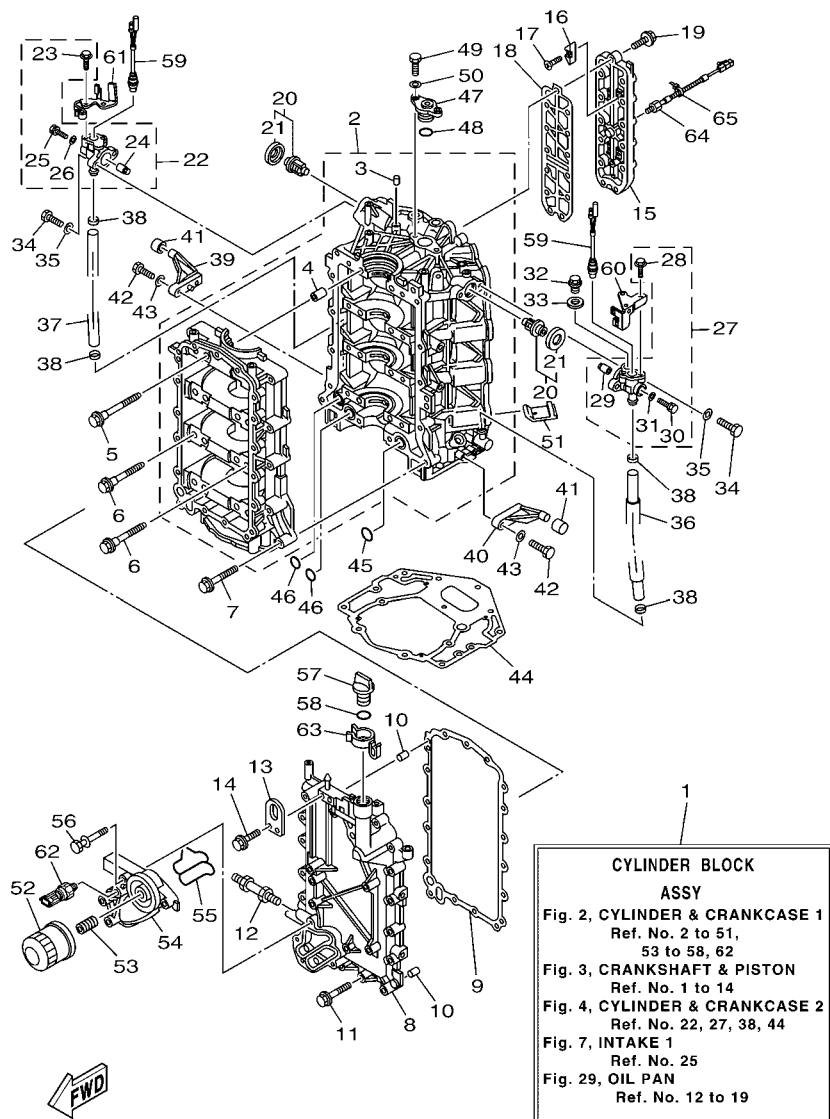
REF. NO.	PART NO. CODIGO Nº	DESCRIPTION DESCRIPCION	6P27	6P37		REMARKS OBSERVACIONES
1	6P2-42610-01	TOP COWLING ASSY SOPORTE SUPERIOR COMPL.	1	1		
2	6P2-42613-00	.MOLDING, AIR DUCT .MOLDURA CONDUCTO AIRE	1	1		
3	90179-06M28	.NUT .TUERCA	9	9		
4	68F-42647-01	.HOLDER, CLAMP BAND .MORDAZA DE ABRAZADERA	1	1		
5	69J-42647-01	.HOLDER, CLAMP BAND .MORDAZA DE ABRAZADERA	1	1		
6	69J-42663-00	.DAMPER .AMORTIGUADOR 2	1	1		
7	92990-06100	.WASHER, SPRING .ARANDELA PLANA	6	6		
8	95380-06600	.NUT, HEXAGON .TUERCA	6	6		
9	60V-42651-01	.HOOK .GANCHO	2	2		
10	97095-06016	.BOLT .PERNO	6	6		
11	92995-06600	.WASHER .ARANDELA	6	6		
12	68F-42663-00	.DAMPER .AMORTIGUADOR 2	2	2		
13	68F-42648-01	.HOLDER, CLAMP BAND .MORDAZA DE ABRAZADERA	1	1		
14	60V-42652-00	.HOOK .GANCHO	1	1		
15	67F-13448-00	.CAP .TAPA	3	3		
16	6P2-42678-00	.GRAPHIC, REAR .CALCAMONIA TRASERA	1	1		
17	69J-W0070-00	.GRAPHIC SET JUEGO DE EMBLEMA	1	1		
18	6P2-42677-00	.GRAPHIC, FRONT .CALCAMONIA FRONTAL	1	1		
19	69J-42681-00	.MARK, COWLING .MARCA DE CUBIERTA	1	1		
20	69J-42682-00	.MARK, COWLING .MARCA DE CUBIERTA	1	1		
21	69J-24378-00	.PIPE, JOINT 3 .TUBO DE UNION 3	1	1		
22	90445-11M27	.HOSE (L240) .TUBO (L240)	1	1		
23	90445-11699	.HOSE (L500) .TUBO (L500)	1	1		
24	90445-11182	.HOSE (L300) .TUBO (L300)	1	1		
25	67F-13434-20	LABEL, CAUTION ETIQUETA DE PRECAUCION	1	1		



6P27110-K020

FIG. 2 CYLINDER & CRANKCASE 1 CILINDRO & CARTER 1

REF. NO.	PART NO. CODIGO Nº	DESCRIPTION DESCRIPCION	6F27	6F37	REMARKS OBSERVACIONES
1	6P2-W009B-05-9S	CYLINDER BLOCK ASSY CILINDRO BLOQUE COMPLETO	1	1	Go to P/N:PE0-OM-110013
2	6P2-15100-03-9S	CRANKCASE ASSY CARTER COMPLETO	1	1	Go to P/N:PE0-OM-110013
3	93606-12019	.PIN, DOWEL .PASADOR DE CLAVIJA	1	1	
4	91814-18001	.PIN, DOWEL .PASADOR DE CLAVIJA	8	8	
5	69J-15187-00	BOLT PERNO	8	8	
6	69J-15481-00	BOLT 1 PERNO 1	8	8	
7	90119-08M66	BOLT, WITH WASHER TORNILLO CON ARANDELA	13	13	
8	6P2-15411-01-9S	COVER, CRANKCASE 1 CUBIERTA DE CARTER 1	1	1	
9	69J-15451-00	GASKET, CRANKCASE COVER 1 EMPAQ DE CUBIERTA DE CARTER	1	1	
10	93606-12019	PIN, DOWEL PASADOR DE CLAVIJA	2	2	
11	90119-08009	BOLT, WITH WASHER TORNILLO CON ARANDELA	17	17	
12	90116-10027	BOLT, STUD ESPARRAGO	1	1	
13	69J-11119-00	HANGER, ENGINE SOPORTE DEL MOTOR	1	1	
14	90105-06M09	BOLT, FLANGE TORNILLO	2	2	
15	6P2-1131C-00-9S	COVER, JOINT CUBIERTA DE UNION	1	1	
16	6E5-11325-00	ANODE ANODO	4	4	
17	98780-04015	SCREW, FLAT HEAD TORNILLO CABEZA PLANA	4	4	
18	6P2-1131B-00	GASKET, COVER EMPAQUE DE CUBIERTA	1	1	
19	90119-06MA4	BOLT, WITH WASHER TORNILLO CON ARANDELA	13	13	
20	67F-12411-01	THERMOSTAT TERMOSTAT	2	2	
21	67F-12412-00	.SEAL, THERMOSTAT SELLO TERMOSTATO	1	1	
22	6P2-1240H-00-9S	ANODE ASSY ANODO COMPLET	1	1	
23	90109-06M80	.BOLT .PERNO	2	2	
24	6P3-11325-00	.ANODE .ANODO	1	1	
25	90105-05012	.BOLT, FLANGE .TORNILLO	1	1	
26	90430-05002	.GASKET .JUNTA	1	1	
27	6P3-1240H-00-9S	ANODE ASSY ANODO COMPLET	1	1	

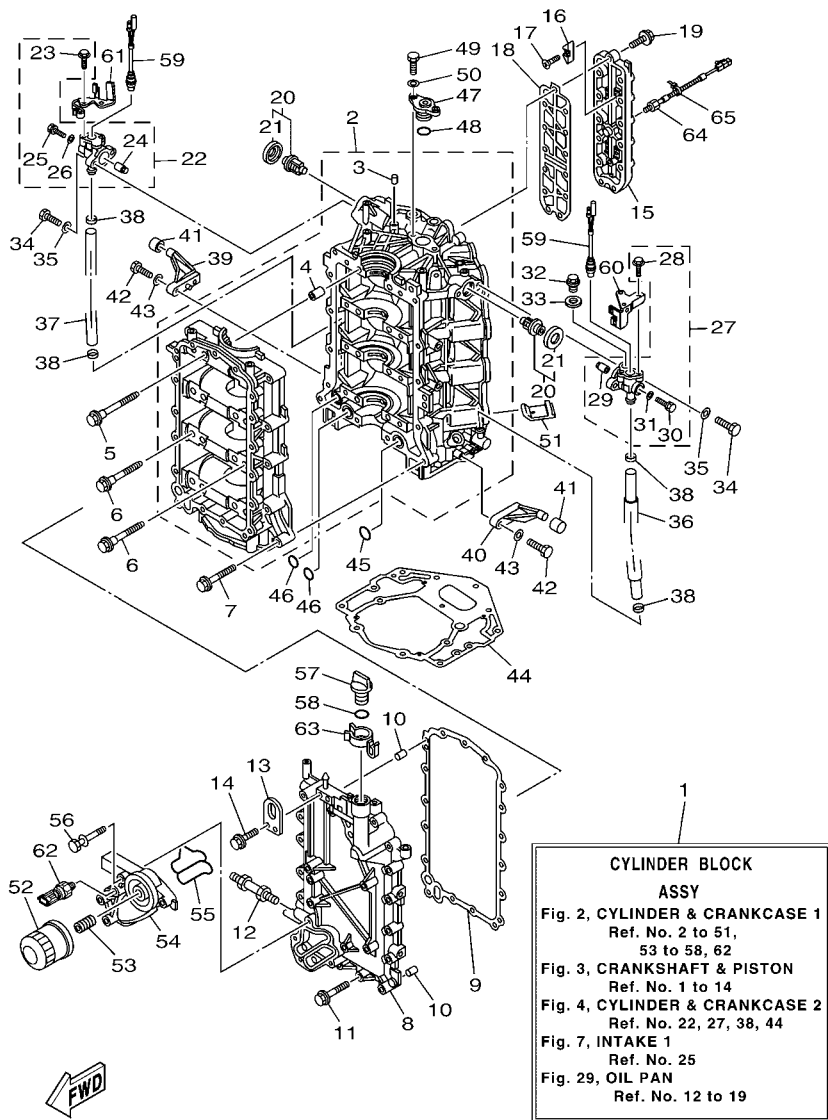


6P27110-K020

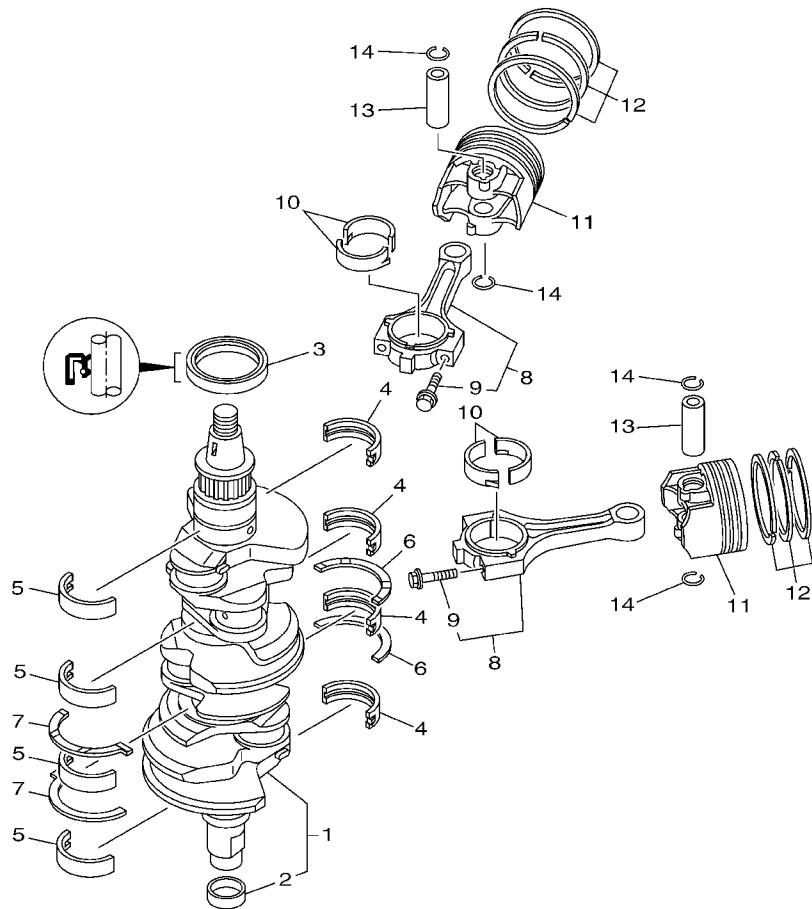
FIG. 2 CYLINDER & CRANKCASE 1 CILINDRO & CARTER 1

REF. NO.	PART NO. CODIGO Nº	DESCRIPTION DESCRIPCION	6P27	6P37	REMARKS OBSERVACIONES
28	90109-06M80	.BOLT .PERNO	2	2	
29	6P3-11325-00	.ANODE .ANODO	1	1	
30	90105-05012	.BOLT, FLANGE .TORNILLO	1	1	
31	90430-05002	.GASKET .JUNTA	1	1	
32	90340-14M06	PLUG, STRAIGHT SCREW TORNILLO, DE DRENAJE	1	1	
33	90430-14115	GASKET JUNTA	1	1	
34	97095-06025	BOLT PERNO	4	4	
35	92995-06600	WASHER ARANDELA	4	4	
36	6P2-1243A-00	HOSE 1 TUBO 1	1	1	
37	69J-1243E-00	HOSE 2 TUBO 2	1	1	
38	90465-11M10	CLAMP BRIDA	4	4	
39	67F-42761-01	STOPPER RETEN 1	1	1	
40	6P2-42761-00	STOPPER RETEN 1	1	1	
41	68F-44533-01	DAMPER, UPPER MOUNT RUBBER AMORTIGUADOR SUPERIOR	2	2	
42	97095-06025	BOLT PERNO	4	4	
43	92995-06600	WASHER ARANDELA	4	4	
44	69J-11351-11	GASKET, CYLINDER JUNTA, DE CILINDRO	1	1	
45	93210-25552	O-RING ANILLO O	1	1	
46	93210-19MJ1	O-RING ANILLO O	2	2	
47	69J-11313-00	PLUG, BLIND TAPON CIEGO	1	1	
48	93210-25647	O-RING ANILLO O	1	1	
49	97095-06020	BOLT PERNO	2	2	
50	92995-06600	WASHER ARANDELA	2	2	
51	69J-14664-00	GROMMET, WATER SHUT TAPON	2	2	
52	69J-13440-01	ELEMENT ASSY, OIL CLEANER ELEMENTO, FILTRO DE ACEITE	1	1	
53	69J-12858-00	BOLT, UNION PERNO DE UNION	1	1	
54	6P2-13446-00-9S	CONNECTOR CONECTOR	1	1	

FIG. 2 CYLINDER & CRANKCASE 1 CILINDRO & CARTER 1



REF. NO.	PART NO. CODIGO Nº	DESCRIPTION DESCRIPCION	6P27	6P37	REMARKS OBSERVACIONES
55	6P2-13477-00	GASKET EMPAQUE	1	1	
56	90119-06025	BOLT, WITH WASHER TORNILLO CON ARANDELA	5	5	
57	6G8-15363-00	PLUG, OIL TAPON DE ACEITE	1	1	
58	93210-24M79	O-RING ANILLO O	1	1	
59	6P2-82560-01	THERMO SWITCH ASSY INTER. DE TERMO	2	2	
60	6P2-82588-00	PLATE PLACA	1	1	
61	6P2-82389-00	PLATE 2 PLACA 2	1	1	
62	6AW-83651-00	SENDER, OIL PRESSURE TRASMISOR DE PRESION DE ACEITE	1	1	
63	6P2-83597-00	CLAMP GRAMPA	1	1	
64	6P2-85780-00	SENSOR, KNOCK CHOCAR SENSORIO	1	1	
65	90465-11M10	CLAMP BRIDA	1	1	



6P25110H0301

FIG. 3 CRANKSHAFT & PISTON

CIGUENAL & PISTON

REF. NO.	PART NO. CODIGO Nº	DESCRIPTION DESCRIPCION	6P27	6P37	REMARKS OBSERVACIONES
1	6P2-11410-01	CRANKSHAFT CIGUENAL	1	1	
2	69J-11478-00	.COLLAR .COLLAR	1	1	
3	93102-63004	OIL SEAL SELLO ACEITE	1	1	
4	69J-11416-01	PLANE BEARING, CRANKSHAFT 1 COJINETE PLANO 1	4	4	UR #1
	69J-11416-11	PLANE BEARING, CRANKSHAFT 1 COJINETE PLANO 1	4	4	UR #2
	69J-11416-21	PLANE BEARING, CRANKSHAFT 1 COJINETE PLANO 1	4	4	UR #2
5	69J-11417-01	PLANE BEARING, CRANKSHAFT 2 COJINETE PLANO 2	4	4	UR #3
	69J-11417-11	PLANE BEARING, CRANKSHAFT 2 COJINETE PLANO 2	4	4	UR #3
	69J-11417-21	PLANE BEARING, CRANKSHAFT 2 COJINETE PLANO 2	4	4	UR #1 Go to P/N:PE0-OM-110013
6	6AW-11426-00	BEARING, THRUST 1 COJINETE DE EMPUJE 1	2	2	UR #1 UR #2 UR #2 Go to P/N:PE0-OM-110013 UR #2 UR #3 Go to P/N:PE0-OM-110013 UR #3
7	6AW-11427-00	BEARING, THRUST 2 COJINETE DE EMPUJE 2	2	2	Go to P/N:PE0-OM-110013
8	69J-W1165-01	CONNECTING ROD ASSY BIELA COMPLETA	6	6	
9	69J-11654-00	.BOLT, CONNECTING ROD .TORNILLO DE BIELA	2	2	
10	69J-11656-00	PLANE BEARING, CONNECTING ROD COJINETE PLANO	12	12	UR YELLOW
	69J-11656-10	PLANE BEARING, CONNECTING ROD COJINETE PLANO	12	12	UR YELLOW
	69J-11656-20	PLANE BEARING, CONNECTING ROD COJINETE PLANO	12	12	UR GREEN
					UR GREEN
					UR BLUE
					UR BLUE
11	6P2-11631-01-93	PISTON (STD) PISTON (NORMA)	6	6	
12	63P-11603-01	PISTON RING SET (STD) JUEGO DE ANILLOS (NORMA)	6	6	
13	69J-11633-00	PIN, PISTON PASADOR, PISTON	6	6	
14	69J-11634-01	CLIP, PISTON PIN PRESILLA, BULON DE PISTON	12	12	

PARTS NEWS



News No. PE0-OM-110013(1/2)

Date: April 28, 2011

Signature: S. Ishibashi

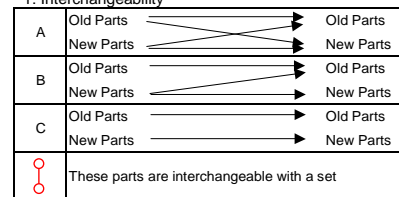
Cause : Revision Notice Correction Sales Unit Change Others

Model	F250TR, F250AET (6P27) / LF250TR, FL250AET (6P37)
Subject	PARTS CATALOGUE CORRECTIONS
CATALOGUE NO.	1K6P2-110E1 / 1K6P3-110E1 / 1K6P2-370E1 / 1K6P2-200S1 / 1K6P2-400E1
Time of YPEC Revision	Text, Illustration --> Jun./15/2011
	PDF Replace --> Jun./15/2011
(YPEC = Yamaha Parts Electrical Catalogue = Website parts catalogue)	

Applicable Engine Serial No.

MODEL NAME	MODEL CODE	Applicable Engine Serial No.
F250, F250A	6P27	6P2:1035161-
LF250, FL250A	6P37	6P3:1014345-

*1: Interchangeability



1. LIST CORRECTION

FIG.2 CYLINDER & CRANKCASE 1

Fig. No.	Ref. No.	OLD P/No.	NEW P/No.	PART NAME	Q'TY	*Interchangeability	
							REMARKS
2	1	6P2-W009B-04-9S	6P2-W009B-05-9S	CYLINDER BLOCK ASSY	1	B	*Part number revision
	2	6P2-15100-02-9S	6P2-15100-03-9S	CRANKCASE ASSY	1	B○	

FIG.3 CRANKSHAFT & PISTON

3	5	69J-11417-01	-	PLANE BEARING, CRANKSHAFT 2	3 --> 4		UR #1	*Q'TY change	
		69J-11417-11	-	PLANE BEARING, CRANKSHAFT 2	3 --> 4	○	UR #2		
		69J-11417-21	-	PLANE BEARING, CRANKSHAFT 2	3 --> 4		UR #3		
	6	6	69J-11426-01	6AW-11426-00	BEARING, THRUST 1	1 --> 2	○	UR #1	*Part number revision *Q'TY change
			69J-11426-11	-	BEARING, THRUST 1	4		UR #2	*Deleted Parts
			69J-11426-21	-	BEARING, THRUST 1	4		UR #3	
	7	69J-11427-00	6AW-11427-00	BEARING, THRUST 2	2		○	*Part number revision	

Parts Manager Check

Service Manager Check

Parts Manager File

YAMAHA MOTOR CO.,LTD
2500 Shingai Iwata Shizuoka 438-8501.Japan
Technical Publication Dept.



PARTS NEWS

News No. PE0-OM-110013(2/2)

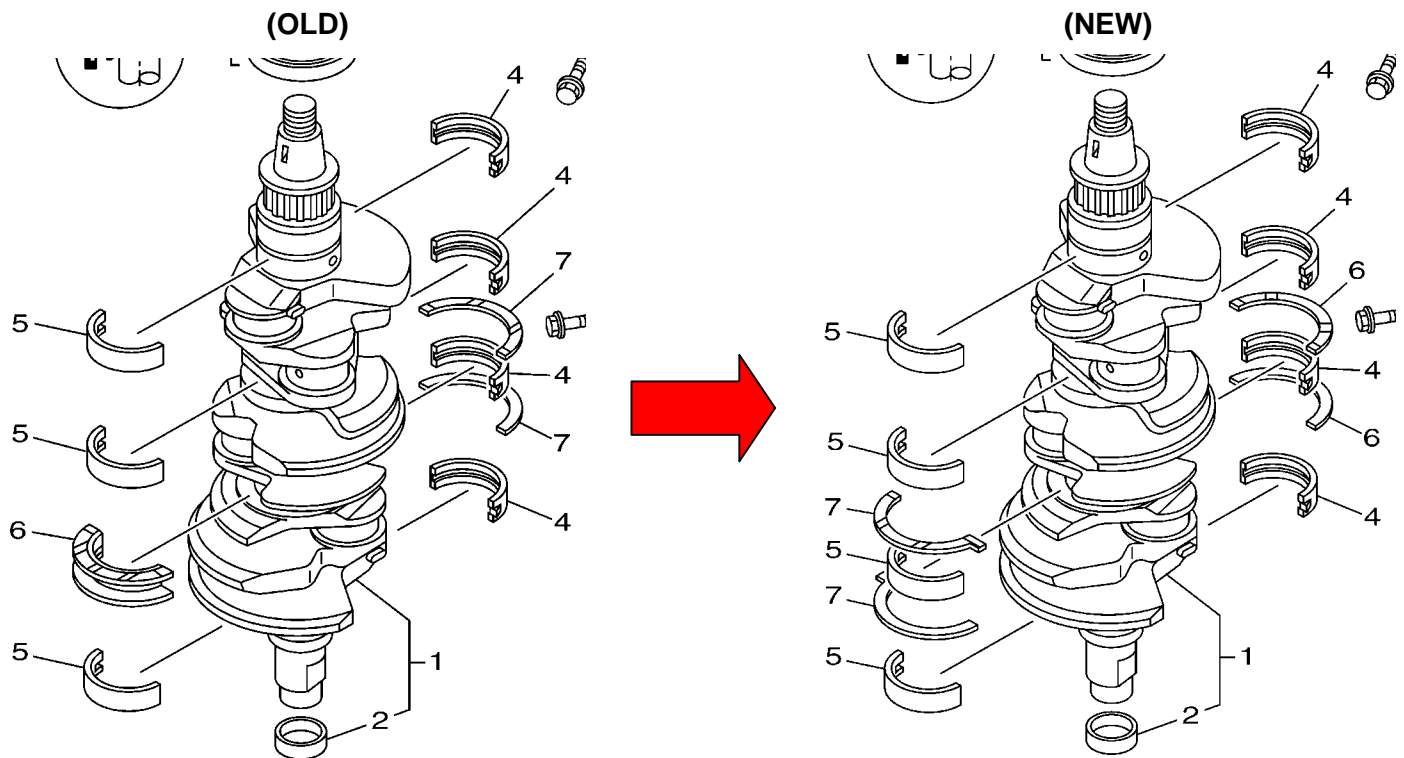
Date: April 28, 2011

Signature: S. Ishibashi

Cause : Revision Notice Correction Sales Unit Change Others

Model	F250TR, F250AET (6P27) / LF250TR, FL250AET (6P37)
Subject	PARTS CATALOGUE CORRECTIONS
CATALOGUE NO.	1K6P2-110E1 / 1K6P3-110E1 / 1K6P2-370E1 / 1K6P2-200S1 / 1K6P2-400E1
Time of YPEC Revision	Text, Illustration --> Jun./15/2011
	PDF Replace --> Jun./15/2011
(YPEC = Yamaha Parts Electrical Catalogue = Website parts catalogue)	

2. ILLUSTRATION CORRECTION FIG.3 CRANKSHAFT & PISTON



Thank you very much for your cooperation.

Parts
Manager
Check

Service
Manager
Check

Parts
Manager
File

YAMAHA MOTOR CO.,LTD
2500 Shingai Iwata Shizuoka 438-8501.Japan
Technical Publication Dept.

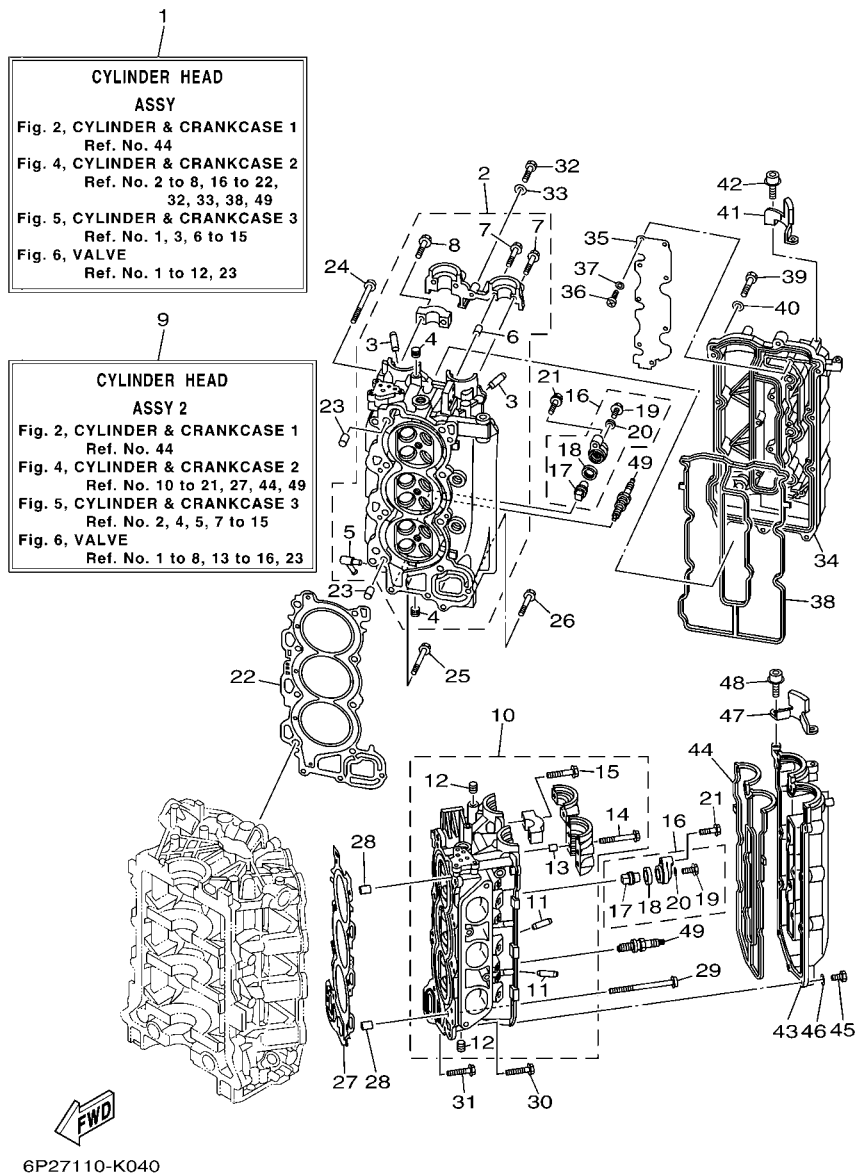


FIG. 4 CYLINDER & CRANKCASE 2 CILINDRO & CARTER 2

REF. NO.	PART NO. CODIGO Nº	DESCRIPTION DESCRIPCION	6P27	6P37	REMARKS OBSERVACIONES
1	6P2-W009A-02-9S	CYLINDER HEAD ASSY CILINDRO CULATA COMPLETO	1	1	
2	6P2-11110-01	CYLINDER HEAD ASSY CULATA DE CILINDRO COMPLETA	1	1	
3	69J-11133-10	.GUIDE, VALVE 1 .GUIA DE VALVULA 1	12	12	
4	90344-51019	.PLUG, TAPER SCREW .TAPON DE TORNILLO AHUSADO	7	7	
5	676-11372-00	.NIPPLE, HOSE .NIPLE DE MANGUERA	1	1	
6	91809-08006	.PIN, DOWEL .PASADOR DE CLAVIJA	2	2	
7	90119-07001	.BOLT, WITH WASHER .TORNILLO CON ARANDELA	4	4	
8	90119-07234	.BOLT, WITH WASHER .TORNILLO CON ARANDELA	14	14	
9	6P2-W009C-02-9S	CYLINDER HEAD ASSY 2 CULATA DE CILINDRO COMPL. 2	1	1	
10	6P2-11120-01	CYLINDER HEAD ASSY 2 CULATA DE CILINDRO COMPL. 2	1	1	
11	69J-11133-10	.GUIDE, VALVE 1 .GUIA DE VALVULA 1	12	12	
12	90344-51019	.PLUG, TAPER SCREW .TAPON DE TORNILLO AHUSADO	3	3	
13	91809-08006	.PIN, DOWEL .PASADOR DE CLAVIJA	4	4	
14	90119-07235	.BOLT/WASHER-CAM CAPS .TORNILLO CON ARANDELA	6	6	
15	90119-07234	.BOLT, WITH WASHER .TORNILLO CON ARANDELA	12	12	
16	69J-11301-00	ANODE COVER ASSY CONJUNTO CUBIERTA DE ANODO	4	4	
17	67F-11325-01	.ANODE .ANODO	1	1	
18	67F-11328-00	.GROMMET, ANODE .TAPON	1	1	
19	90105-06M07	.BOLT, FLANGE .TORNILLO	1	1	
20	90430-06M03	.GASKET .JUNTA	1	1	
21	97575-08540	BOLT, WITH WASHER PERNO CON ARANDELA	4	4	
22	6P2-11181-00	GASKET, CYLINDER HEAD 1 JUNTA, DE CULATA 1	1	1	
23	90387-10M08	COLLAR ESPACIADOR	2	2	
24	90155-10004	SCREW, FLAT FILLISTER TORNILLO CABEZA PLANA RAN.	8	8	
25	90119-08M91	BOLT, WITH WASHER TORNILLO CON ARANDELA	2	2	
26	90119-08021	BOLT, WITH WASHER TORNILLO CON ARANDELA	1	1	
27	6P2-11182-00	GASKET, CYLINDER HEAD 2 EMPAQUE CULATA DE CILINDRO 2	1	1	

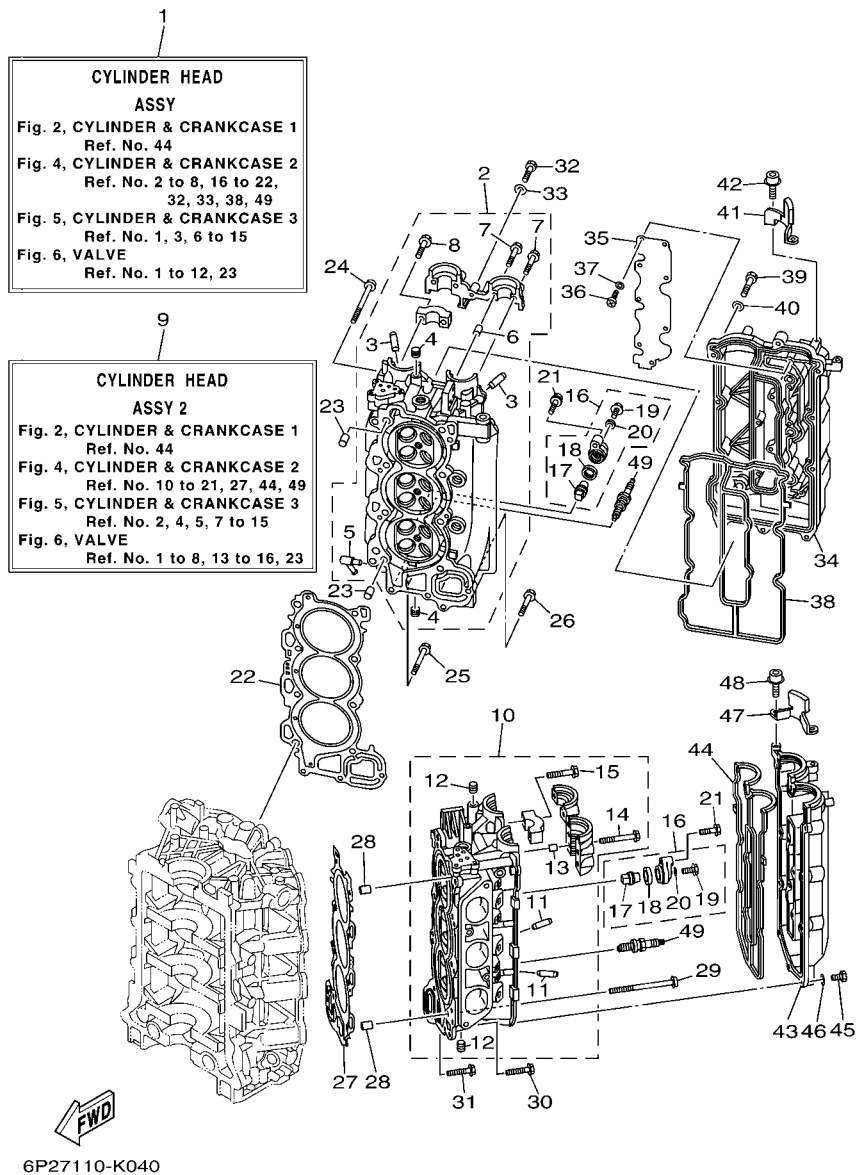
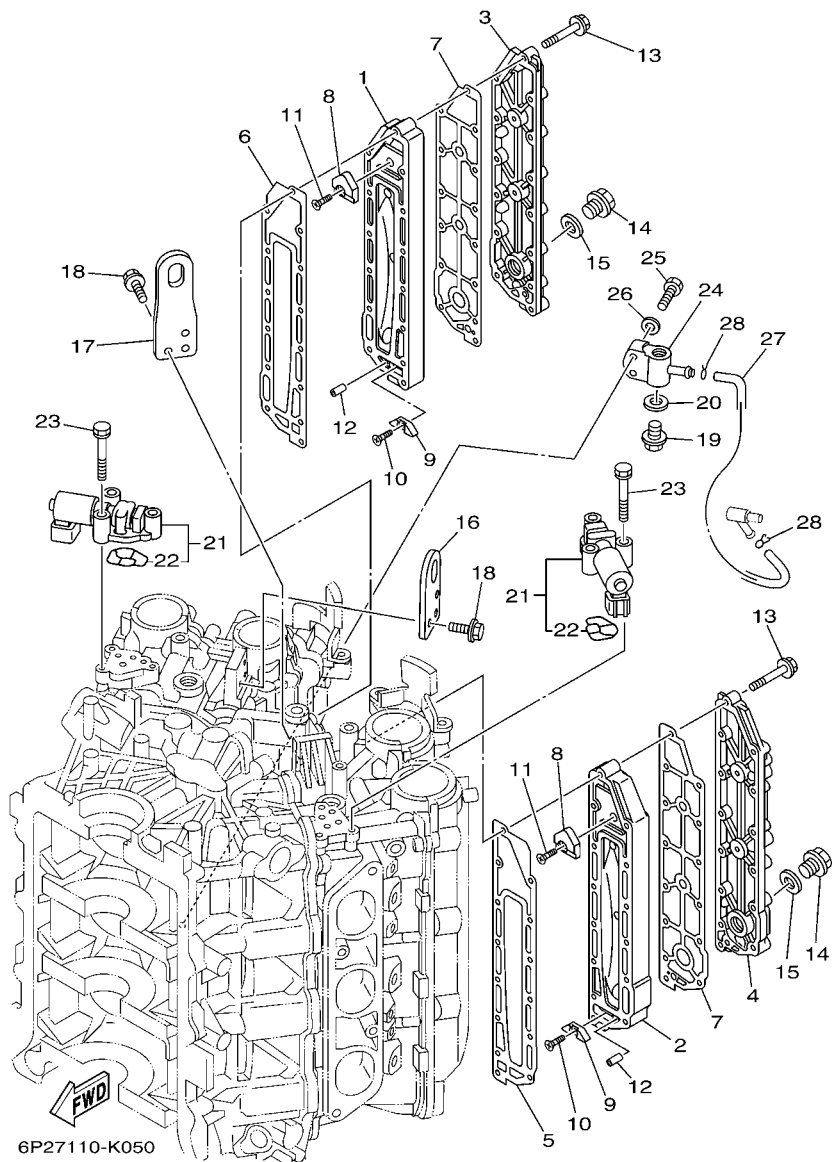


FIG. 4 CYLINDER & CRANKCASE 2 CILINDRO & CARTER 2

REF. NO.	PART NO. CODIGO Nº	DESCRIPTION DESCRIPCION	6P27	6P37		REMARKS OBSERVACIONES
28	90387-10M08	COLLAR ESPACIADOR	2	2		
29	90155-10004	SCREW, FLAT FILLISTER TORNILLO CABEZA PLANA RAN.	8	8		
30	90119-08M91	BOLT, WITH WASHER TORNILLO CON ARANDELA	2	2		
31	90119-08021	BOLT, WITH WASHER TORNILLO CON ARANDELA	1	1		
32	97095-06030	BOLT PERNO	1	1		
33	92995-06600	WASHER ARANDELA	1	1		
34	6P2-11191-00-9S	COVER, CYLINDER HEAD 1 TAPA CULATA DE CILINDRO 1	1	1		
35	6P2-11135-00	PLATE, BREATHER 3 PLACA RESPIRADERO 3	1	1		
36	98507-04008	SCREW, PAN HEAD TORNILLO DE CABEZA CON PLANA	9	9		
37	92907-04600	WASHER ARANDELA	9	9		
38	6P2-11193-00	GASKET, HEAD COVER 1 EMPAQUE	1	1		
39	97095-06030	BOLT PERNO	14	14		
40	92995-06600	WASHER ARANDELA	14	14		
41	6P2-15142-00	GUIDE 1 GUIA 1.	1	1		
42	90110-06150	BOLT, HEXAGON SOCKET HEAD TORNILLO ALLEN	2	2		
43	6P2-11192-00-9S	COVER, CYLINDER HEAD 2 TAPA CULATA DE CILINDRO 2	1	1		
44	6P2-11194-00	GASKET, HEAD COVER 2 EMPAQUE DE TAPA DE CULATA 2	1	1		
45	97095-06030	BOLT PERNO	14	14		
46	92995-06600	WASHER ARANDELA	14	14		
47	6P2-15143-00	GUIDE GUIA	1	1		
48	90110-06150	BOLT, HEXAGON SOCKET HEAD TORNILLO ALLEN	2	2		
49	94702-00400	PLUG, SPARK (NGK LFR6A-11) BUJIA (NGK LFR6A-11)	6	6		

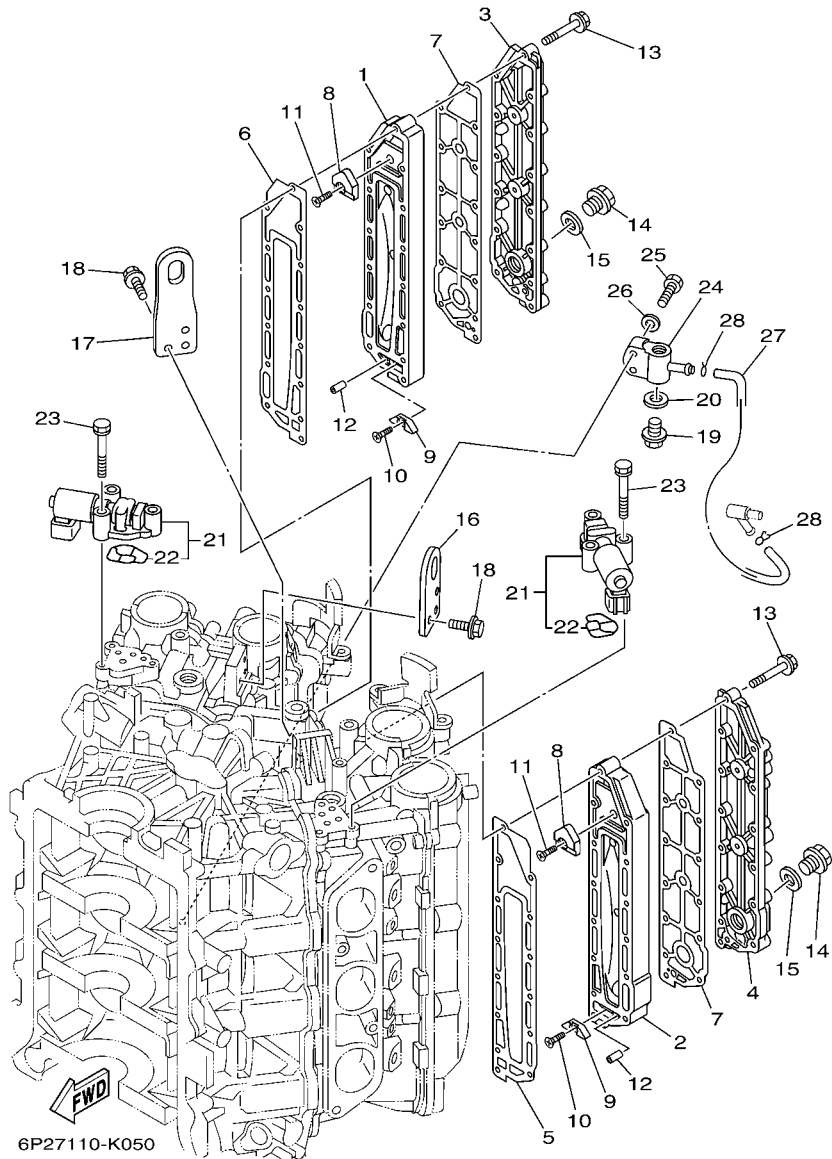
FIG. 5 CYLINDER & CRANKCASE 3 CILINDRO & CARTER 3



6P27110-K050

REF. NO.	PART NO. CODIGO Nº	DESCRIPTION DESCRIPCION	6P27	6P37	REMARKS OBSERVACIONES
1	69J-41111-01-9S	INNER COVER, EXHAUST CUBIERTA INTERIOR DE ESCAPE	1	1	
2	69J-41121-01-9S	INNER COVER, EXHAUST CUBIERTA INTERIOR DE ESCAPE	1	1	
3	69J-41113-02-9S	OUTER COVER, EXHAUST CUBOERTA EXTERIOR DE ESCAPE	1	1	
4	69J-41123-02-9S	OUTER COVER, EXHAUST CUBOERTA EXTERIOR DE ESCAPE	1	1	
5	6P2-41112-00	GASKET, EXHAUST INNER COVER EMPAQUE	1	1	
6	6P2-41122-00	GASKET, EXHAUST INNER COVER EMPAQUE	1	1	
7	6P2-41114-00	GASKET, EXHAUST OUTER COVER EMPAQUE	2	2	
8	6P2-11325-00	ANODE ANODO	2	2	
9	6E5-11325-00	ANODE ANODO	2	2	
10	98780-04015	SCREW, FLAT HEAD TORNILLO CABEZA PLANA	2	2	
11	90151-06M02	SCREW, COUNTERSUNK TORNILLO EMBUTIDO	2	2	
12	91690-40010	PIN, SPRING PASADOR DE RESORTE	2	2	
13	90119-06027	BOLT, WITH WASHER TORNILLO CON ARANDELA	28	28	
14	90340-18M09	PLUG, STRAIGHT SCREW TORNILLO, DE DRENAJE	2	2	
15	90430-18130	GASKET JUNTA	2	2	
16	6P2-11119-00	HANGER, ENGINE SOPORTE DEL MOTOR	1	1	
17	6P2-1111E-00	HANGER, ENGINE 2 MOTOR DE COLGADOR 2	1	1	
18	90105-06M09	BOLT, FLANGE TORNILLO	6	6	
19	90340-14M06	PLUG, STRAIGHT SCREW TORNILLO, DE DRENAJE	1	1	
20	90430-14115	GASKET JUNTA	1	1	
21	6P2-86120-00	SOLENOID VALVE ASSY VALVULA SOLENOIDE CONJ.	2	2	
22	6P2-12403-00	.FILTER .FILTRO	1	1	
23	90119-06MA6	BOLT, WITH WASHER TORNILLO CON ARANDELA	6	6	
24	6P2-83652-00	CONNECTOR CONECTOR	1	1	
25	97095-06030	BOLT PERNO	2	2	
26	92995-06600	WASHER ARANDELA	2	2	
27	6H4-24311-00	PIPE, FUEL 1 TUBO DE COMBUSTIBLE 1	1	1	

FIG. 5 CYLINDER & CRANKCASE 3 CILINDRO & CARTER 3



REF. NO.	PART NO. CODIGO Nº	DESCRIPTION DESCRIPCION	6P27	6P37		REMARKS OBSERVACIONES
28	90467-08M18	CLIP PRESILLA	2	2		

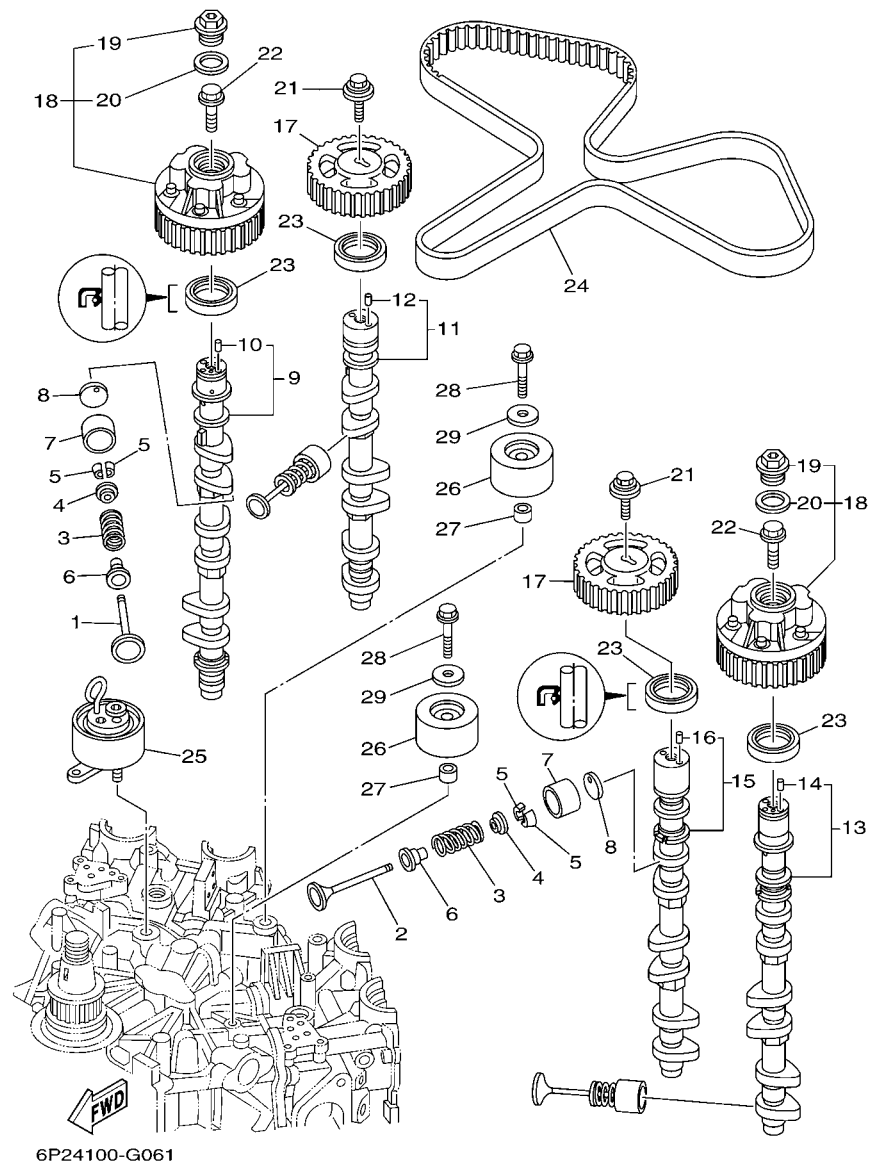


FIG. 6 VALVE

VALVULA

REF. NO.	PART NO. CODIGO Nº	DESCRIPTION DESCRIPCION	8F27	8F37	REMARKS OBSERVACIONES
1	6P2-12111-00	VALVE, INTAKE VALVULA DE ADMISION	12	12	
2	6P2-12121-00	VALVE, EXHAUST VALVULA DE ESCAPE	12	12	
3	69J-12113-01	SPRING, VALVE INNER RESORTE VALVULA INTERNA	24	24	
4	69J-12117-01	RETAINER, VALVE SPRING RETEN RESORTE DE VALVULA	24	24	
5	69J-12118-00	COTTER, VALVE SEGURO DE VALVULA	48	48	
6	69J-12119-00	SEAL, VALVE STEM SELLO DE ACEITE VALVULA	24	24	
7	69J-12153-00	LIFTER, VALVE LEVANTADOR DE VALVULA	24	24	
8	6S1-12168-00	PAD, ADJUSTING (2.320) COJIN, AJUSTADOR (2.320)	24	24	UR
	6S1-12168-10	PAD, ADJUSTING (2.340) COJIN, AJUSTADOR (2.340)	24	24	UR
	6S1-12168-20	PAD, ADJUSTING (2.360) COJIN, AJUSTADOR (2.360)	24	24	UR
	6S1-12168-30	PAD, ADJUSTING (2.380) COJIN, AJUSTADOR (2.380)	24	24	UR
	6S1-12168-40	PAD, ADJUSTING (2.400) COJIN, AJUSTADOR (2.400)	24	24	UR
	6S1-12168-50	PAD, ADJUSTING (2.420) COJIN, AJUSTADOR (2.420)	24	24	UR
	6S1-12168-60	PAD, ADJUSTING (2.440) COJIN, AJUSTADOR (2.440)	24	24	UR
	6S1-12168-70	PAD, ADJUSTING (2.460) COJIN, AJUSTADOR (2.460)	24	24	UR
	6S1-12168-80	PAD, ADJUSTING (2.480) COJIN, AJUSTADOR (2.480)	24	24	UR
	6S1-12168-90	PAD, ADJUSTING (2.500) COJIN, AJUSTADOR (2.500)	24	24	UR
	6S1-12168-A0	PAD, ADJUSTING (2.520) COJIN, AJUSTADOR (2.520)	24	24	UR
	6S1-12168-B0	PAD, ADJUSTING (2.540) COJIN, AJUSTADOR (2.540)	24	24	UR
	6S1-12168-C0	PAD, ADJUSTING (2.560) COJIN, AJUSTADOR (2.560)	24	24	UR
	6S1-12168-D0	PAD, ADJUSTING (2.580) COJIN, AJUSTADOR (2.580)	24	24	UR
	6S1-12168-E0	PAD, ADJUSTING (2.600) COJIN, AJUSTADOR (2.600)	24	24	UR
	6S1-12168-F0	PAD, ADJUSTING (2.620) COJIN, AJUSTADOR (2.620)	24	24	UR
	6S1-12168-G0	PAD, ADJUSTING (2.640) COJIN, AJUSTADOR (2.640)	24	24	UR
	6S1-12168-H0	PAD, ADJUSTING (2.660) COJIN, AJUSTADOR (2.660)	24	24	UR
	6S1-12168-J0	PAD, ADJUSTING (2.680) COJIN, AJUSTADOR (2.680)	24	24	UR
	6S1-12168-K0	PAD, ADJUSTING (2.700) COJIN, AJUSTADOR (2.700)	24	24	UR

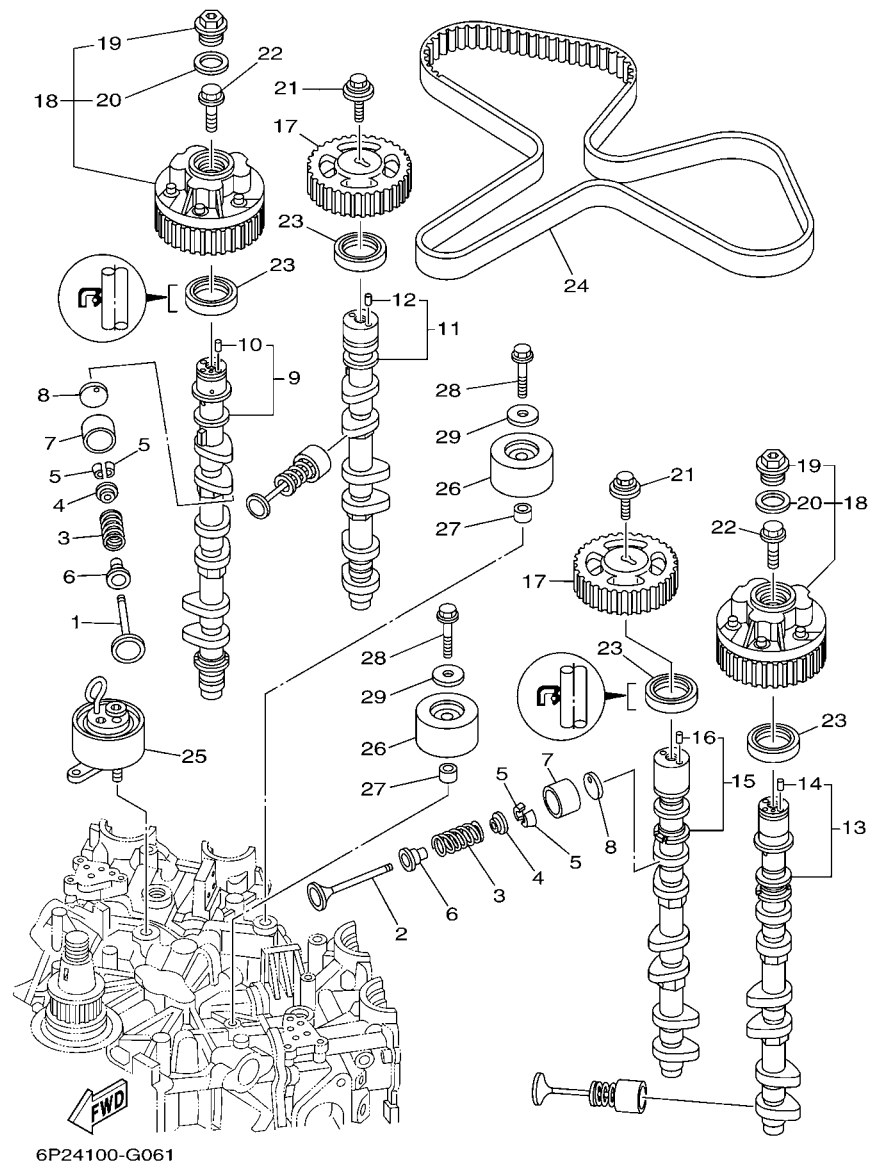


FIG. 6 VALVE

VALVULA

REF. NO.	PART NO. CODIGO N°	DESCRIPTION DESCRIPCION	6F27	6F37	REMARKS OBSERVACIONES
8	6S1-12168-L0	PAD, ADJUSTING (2.720) COJIN,AJUSTADOR (2.720)	24	24	UR
	6S1-12168-M0	PAD, ADJUSTING (2.740) COJIN,AJUSTADOR (2.740)	24	24	UR
	6S1-12168-N0	PAD, ADJUSTING (2.760) COJIN,AJUSTADOR (2.760)	24	24	UR
	6S1-12168-P0	PAD, ADJUSTING (2.780) COJIN,AJUSTADOR (2.780)	24	24	UR
	6S1-12168-R0	PAD, ADJUSTING (2.800) COJIN,AJUSTADOR (2.800)	24	24	UR
	6S1-12168-S0	PAD, ADJUSTING (2.820) COJIN,AJUSTADOR (2.820)	24	24	UR
	6S1-12168-T0	PAD, ADJUSTING (2.840) COJIN,AJUSTADOR (2.840)	24	24	UR
	6S1-12168-U0	PAD, ADJUSTING (2.860) COJIN,AJUSTADOR (2.860)	24	24	UR
	6S1-12168-V0	PAD, ADJUSTING (2.880) COJIN,AJUSTADOR (2.880)	24	24	UR
	6S1-12168-W0	PAD, ADJUSTING (2.900) COJIN,AJUSTADOR (2.900)	24	24	UR
	6S1-12168-X0	PAD, ADJUSTING (2.920) COJIN,AJUSTADOR (2.920)	24	24	UR
	6S1-12168-Y0	PAD, ADJUSTING (2.940) COJIN,AJUSTADOR (2.940)	24	24	UR
	6S1-12169-00	PAD, ADJUSTING (2.960) COJIN,AJUSTADOR (2.960)	24	24	UR
9	6P2-12171-02	CAMSHAFT 1 ARBOL DE LEVAS 1	1	1	
10	93605-10108	.PIN, DOWEL .PASADOR DE CLAVIJA	1	1	
11	6P2-12181-01	CAMSHAFT 2 ARBOL DE LEVAS 2	1	1	
12	93605-10108	.PIN, DOWEL .PASADOR DE CLAVIJA	1	1	
13	6P2-12172-02	CAMSHAFT 3 ARBOL DE LEVAS 3	1	1	
14	93605-10108	.PIN, DOWEL .PASADOR DE CLAVIJA	1	1	
15	6P2-12182-01	CAMSHAFT 4 ARBOL DE LEVAS 4	1	1	
16	93605-10108	.PIN, DOWEL .PASADOR DE CLAVIJA	1	1	
17	6P2-11537-01	GEAR, DRIVEN ENGRANAJE TRACCION	2	2	
18	6P2-12645-10	PULLEY ASSY 1 POLEA COMPL. 1	2	2	
19	6P2-12623-00	.BOLT .PERNO	1	1	
20	6P2-12663-00	.GASKET .EMPAQUE	1	1	
21	68V-12157-00	BOLT PERNO	2	2	
22	6P2-12615-00	BOLT PERNO	2	2	

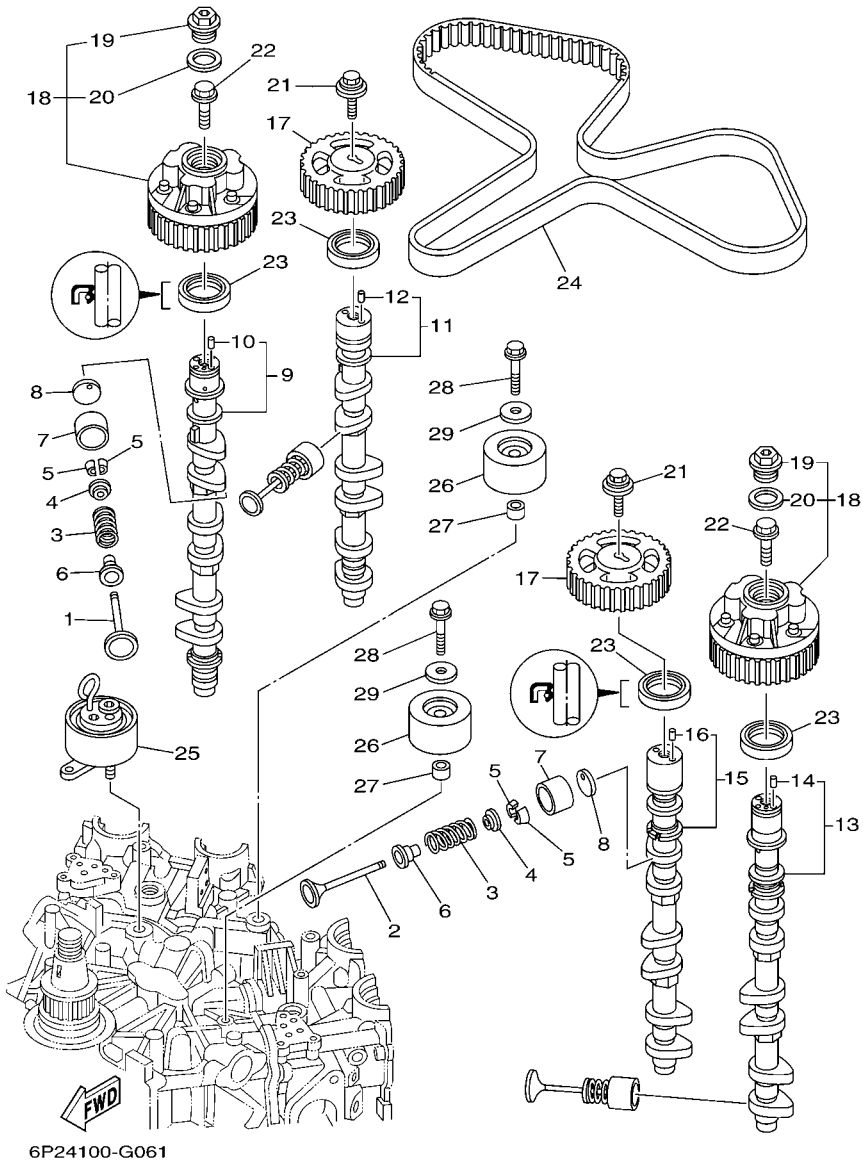
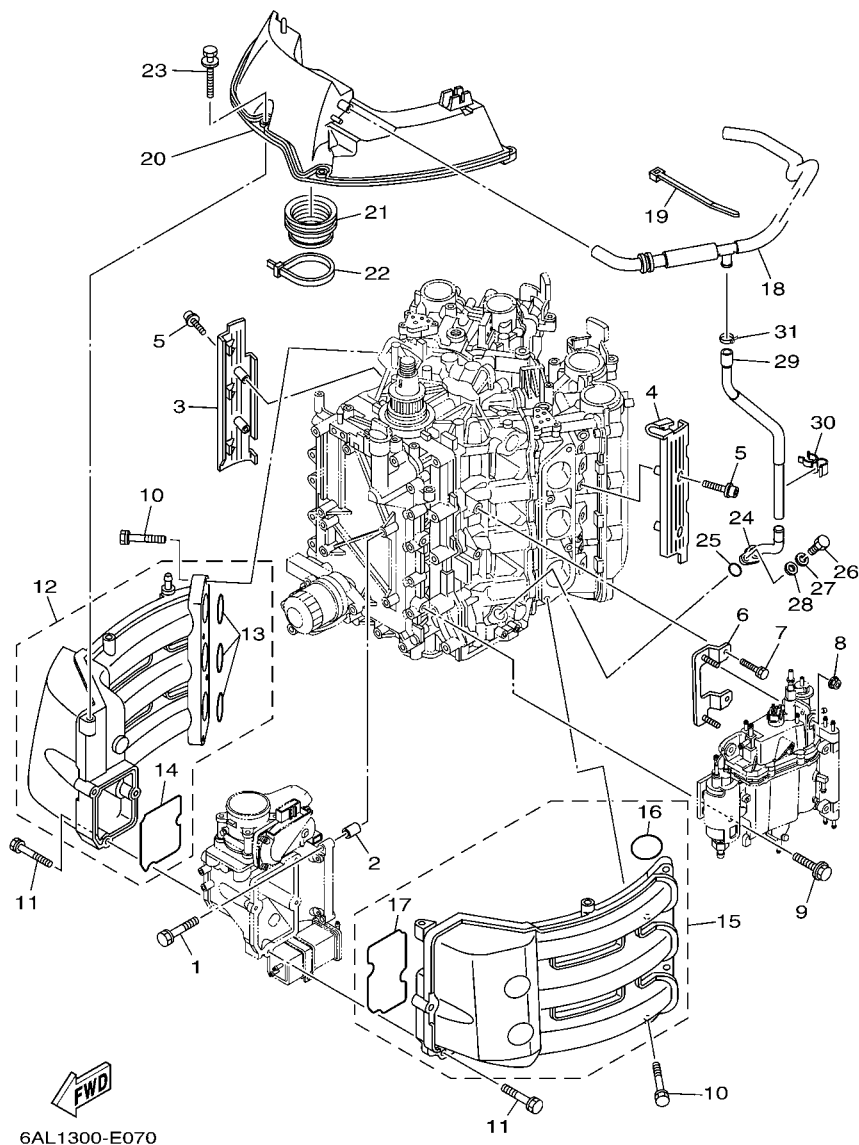


FIG. 6 VALVE

VALVULA

REF. NO.	PART NO. CODIGO Nº	DESCRIPTION DESCRIPCION	6P27	6P37		REMARKS OBSERVACIONES
23	93102-38008	OIL SEAL SELLO ACEITE	4	4		
24	6P2-46241-00	BELT CORREA	1	1		
25	6P2-11590-00	TENSIONER ASSY TENSOR COMPLET	1	1		
26	6P2-15512-00	GEAR, IDLER 1 ENGRENAJE NEUTRO	2	2		
27	90387-10M08	COLLAR ESPACIADOR	2	2		
28	90119-10M07	BOLT, WITH WASHER TORNILLO CON ARANDELA	2	2		
29	90201-10M01	WASHER, PLATE ARANDELA PLANA	2	2		



6AL1300-E070

FIG. 7 INTAKE 1

ADMISION 1

REF. NO.	PART NO. CODIGO Nº	DESCRIPTION DESCRIPCION	6F27	6F37	REMARKS OBSERVACIONES
1	97575-08540	BOLT, WITH WASHER PERNO CON ARANDELA	4	4	
2	99530-10114	PIN, DOWEL PASADOR, DE ESPIGA	2	2	
3	6P2-13564-00	COVER, MANIFOLD CUBIERTA DE MULTIPLE	1	1	
4	6P2-13594-00	COVER, MANIFOLD 2 CUBIERTA MULTIPLE 2	1	1	
5	90110-06038	BOLT, HEXAGON SOCKET HEAD TORNILLO ALLEN	4	4	
6	6P2-24422-00	PLATE PLACA	1	1	
7	97575-06516	BOLT, WITH WASHER PERNO CON ARANDELA	2	2	
8	90179-06M28	NUT TUERCA	2	2	
9	90119-06M24	BOLT, WITH WASHER TORNILLO CON ARANDELA	2	2	
10	97575-08540	BOLT, WITH WASHER PERNO CON ARANDELA	8	8	
11	90119-06MA6	BOLT, WITH WASHER TORNILLO CON ARANDELA	7	7	
12	6P2-13641-00	MANIFOLD 1 MULTIPLE 1	1	1	
13	6P2-13645-00	.GASKET, MANIFOLD 1 .EMPAQUE	3	3	
14	6P2-13646-00	.GASKET, MANIFOLD 2 .EMPAQ. DE MULTIPLE 2	1	1	
15	6P2-13642-00	MANIFOLD 2 MULTIPLE 2	1	1	
16	6P2-13645-00	.GASKET, MANIFOLD 1 .EMPAQUE	3	3	
17	6P2-13647-00	.GASKET, MANIFOLD 3 .EMPAQ. DE MULTIPLE 3	1	1	
18	6P2-15373-01	PIPE, BREATHER MANGUELA DE RESPIRADERO	1	1	
19	90465-13M18	CLAMP BRIDA	1	1	
20	6P2-14440-00	SILENCER ASSY, INTAKE SILENCIADOR COMPL. DE ADMISION	1	1	
21	6P2-1441J-00	PIPE, SILENCER TUBO	1	1	
22	90464-99004	CLAMP BRIDA	1	1	
23	90119-06M35	BOLT, WITH WASHER TORNILLO CON ARANDELA	4	4	
24	6P2-11372-00	NIPPLE, HOSE NIPLE DE MANGUERA	1	1	
25	93210-19MJ3	O-RING ANILLO O	1	1	
26	97095-06020	BOLT PERNO	1	1	
27	92995-06100	WASHER, SPRING ARANDELA	1	1	

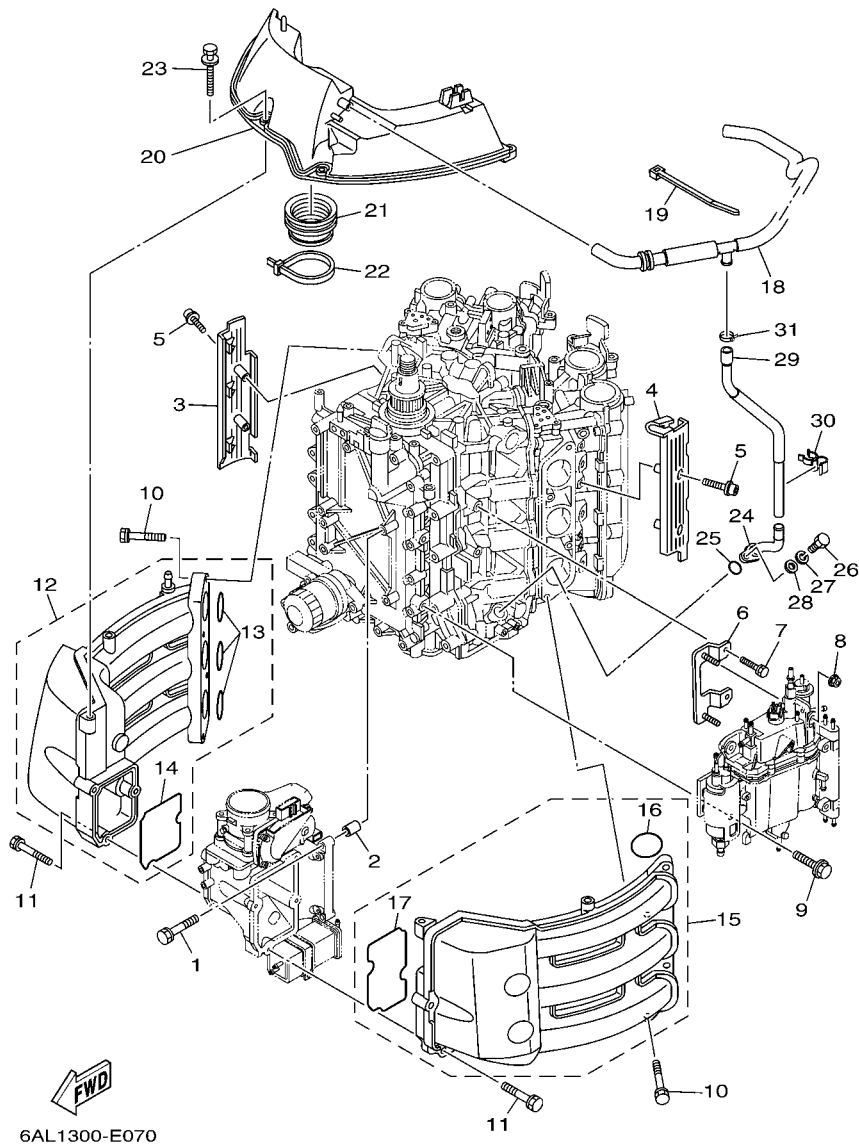


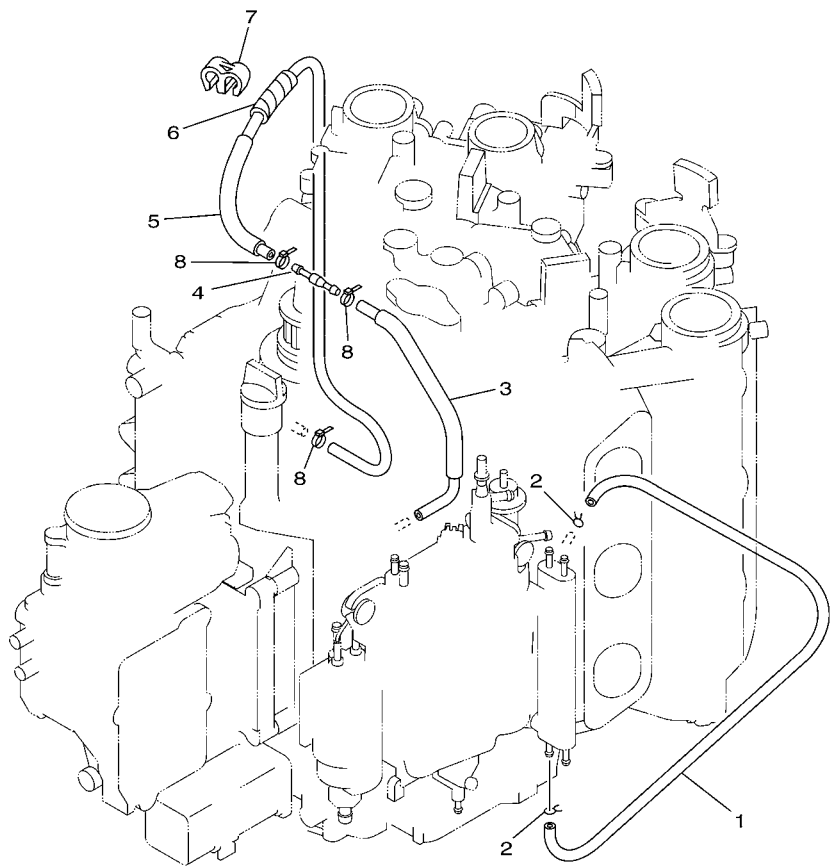
FIG. 7 INTAKE 1

ADMISION 1

REF. NO.	PART NO. CODIGO Nº	DESCRIPTION DESCRIPCION	6F27	6F37		REMARKS OBSERVACIONES
28	92995-06600	WASHER ARANDELA	1	1		
29	6P2-11377-00	HOSE MANGUERA	1	1		
30	90464-20011	CLAMP BRIDA	1	1		
31	90465-11M10	CLAMP BRIDA	1	1		

FIG. 8 INTAKE 2

ADMISION 2



FWD
6P21110-D081

REF. NO.	PART NO. CODIGO N°	DESCRIPTION DESCRIPCION	6P27	6P37			REMARKS OBSERVACIONES
1	90445-09120	HOSE (L600) TUBO (L600)	1	1			
2	90467-09M03	CLIP PRESILLA	2	2			
3	6P2-12482-00	PIPE 2 TUBO 2	1	1			
4	6E5-21744-00	BREATHER RESPIRADERO	1	1			
5	6P2-12483-00	PIPE 3 TUBO 3	1	1			
6	90446-10M01	HOSE (L60) TUBO (L60)	1	1			
7	90464-09M21	CLAMP BRIDA	1	1			
8	90465-11M10	CLAMP BRIDA	3	3			

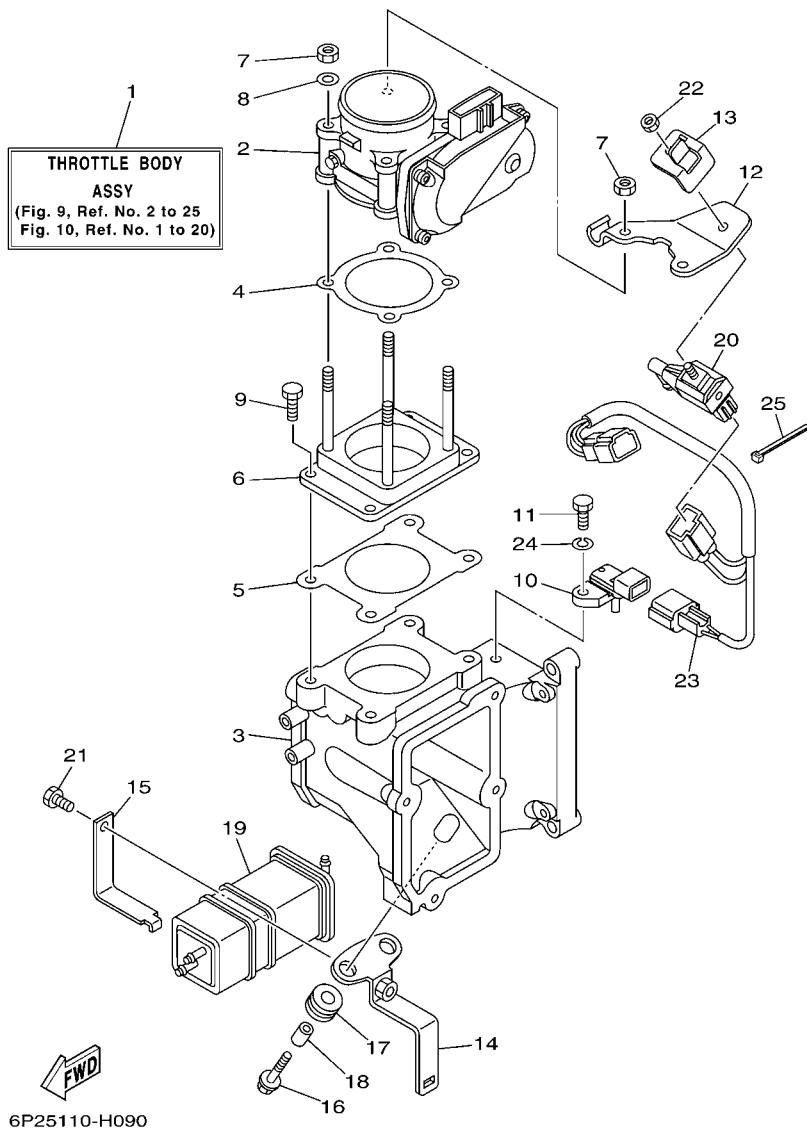


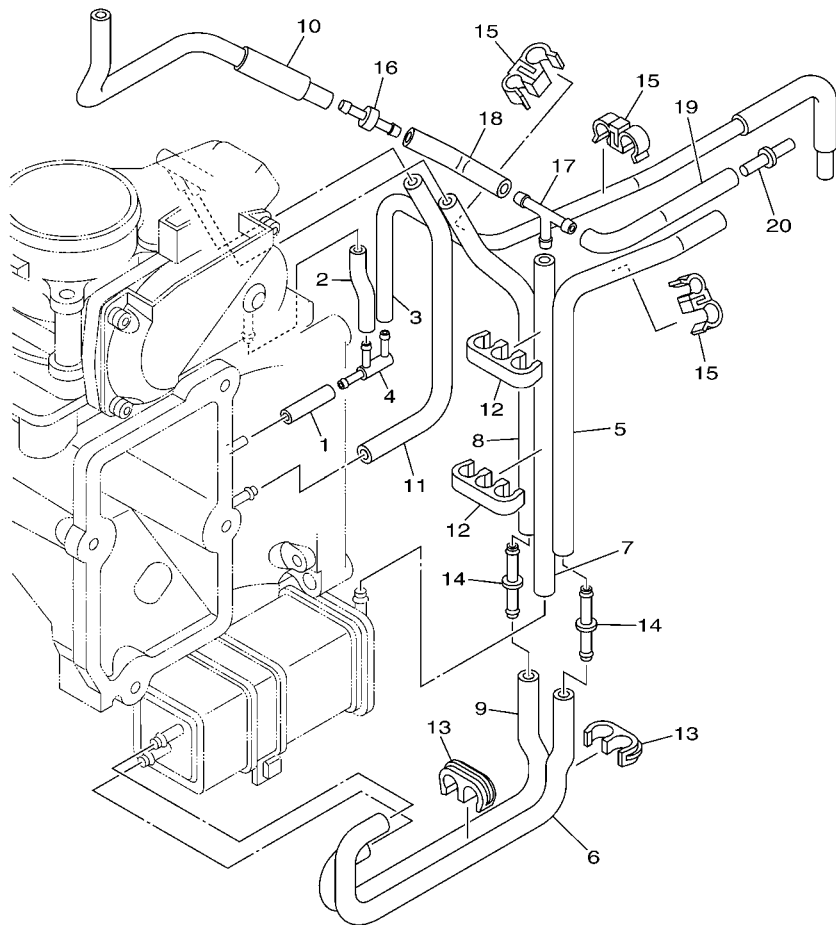
FIG. 9 THROTTLE BODY ASSY 1

CAJA DE ACELERADOR COMPL 1

REF. NO.	PART NO. CODIGO N°	DESCRIPTION DESCRIPCION	6P27	6P37	REMARKS OBSERVACIONES
1	6P2-13750-00	THROTTLE BODY ASSY CAJA DE ACELERADOR COMPL.	1	1	
2	6P2-13751-00	BODY, THROTTLE 1 CAJA 1	1	1	
3	6P2-13711-00	MIXING BODY CUERPO DE MEZCLA	1	1	
4	6P2-13556-00	GASKET, MANIFOLD EMPAQUE	1	1	
5	6P2-13557-00	GASKET EMPAQUE	1	1	
6	6P2-14360-00	THROTTLE DAMPER ASSY AMORTIGUADOR ARRANQUE COMPL.	1	1	
7	6P2-13588-00	NUT TUERCA	4	4	
8	6P2-13578-00	WASHER ARANDELA	2	2	
9	6P2-14496-00	BOLT PERNO	4	4	
10	6P2-82380-00	SENSOR, PRESSURE SENSOR DE PRESION	1	1	
11	6P2-13573-00	BOLT 1 PERNO 1	1	1	
12	6P2-14255-00	PLATE PLACA	1	1	
13	6P2-14159-00	CLIP PRESILLA	1	1	
14	6P2-2134X-00	BRACKET, CANISTER SOPORTE	1	1	
15	6P2-2419A-00	HOLDER SOSTEN	1	1	
16	90119-06M59	BOLT, WITH WASHER TORNILLO CON ARANDELA	2	2	
17	90480-10M23	GROMMET TAPON	2	2	
18	90387-06M60	COLLAR ESPACIADOR	2	2	
19	6P2-24170-00	CANISTER ASSY FRANJA DE DEPOSITO DE COMBUST.	1	1	
20	6C5-86120-00	SOLENOID VALVE ASSY VALVULA SOLENOIDE CONJ.	1	1	
21	6P2-13574-00	BOLT 2 PERNO 2	1	1	
22	69J-14164-00	NUT, HOLDING TUERCA DE SOSTEN	1	1	
23	6P2-8258A-00	EXTENSION, WIRE HARNESS EXTENSION, ARNES DE CABLES	1	1	
24	68V-14356-00	WASHER, SPRING ARANDELA DE RESORTE	1	1	
25	68V-2481H-00	CLAMP GRAMPA	1	1	

FIG. 10 THROTTLE BODY ASSY 2

CAJA DE ACELERADOR COMPL 2

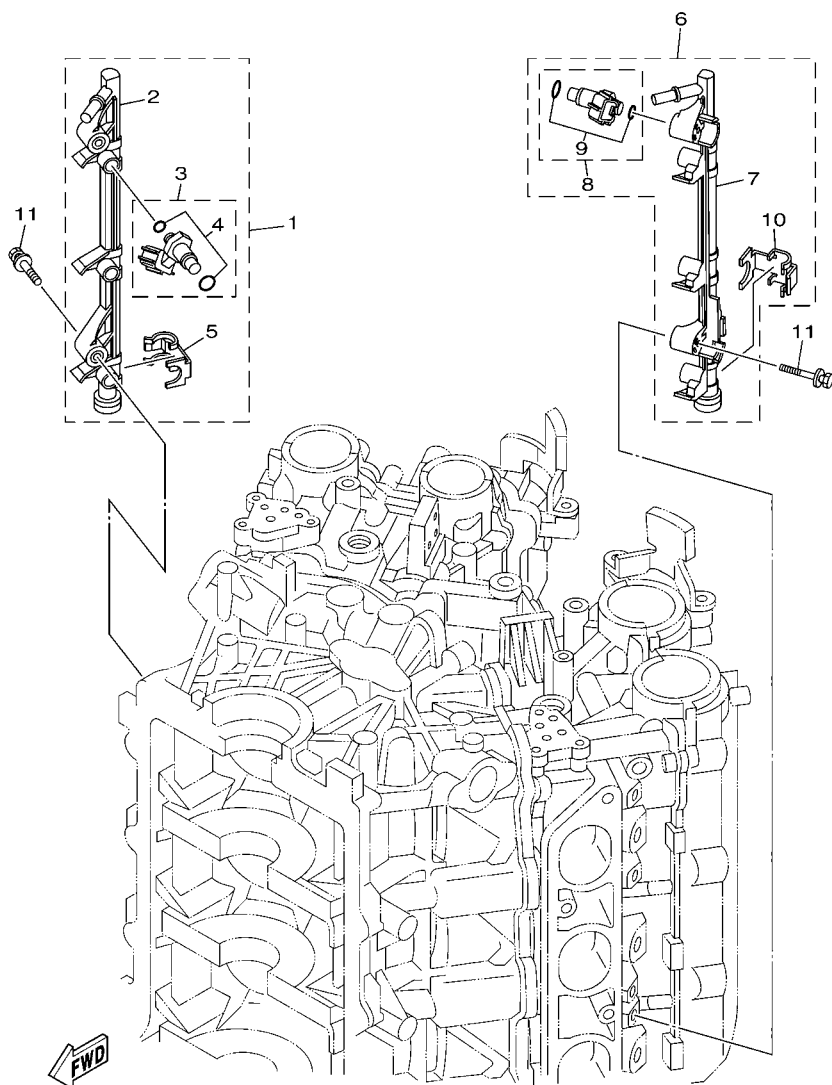


6P21110-D100

REF. NO.	PART NO. CODIGO Nº	DESCRIPTION DESCRIPCION	6P27	6P37		REMARKS OBSERVACIONES
1	6P2-14349-00	PIPE TUBO	1	1		
2	6P2-13533-00	HOSE, VACUUM SENSING 4 MANGUERA, DE VACIO 4	1	1		
3	6P2-13532-00	HOSE, VACUUM SENSING 3 MANGUERA, DE VACIO 3	1	1		
4	6P2-13595-00	JOINT TOBERA	1	1		
5	6P2-1475A-00	PIPE 1 TUBO 1	1	1		
6	6P2-1475E-00	PIPE 2 TUBO 2	1	1		
7	6P2-13545-00	HOSE 1 SELLO	1	1		
8	6P2-1475F-00	PIPE 3 TUBO 3	1	1		
9	6P2-1475G-00	PIPE 4 TUBO 4	1	1		
10	6P2-13546-00	HOSE 2 SELLO	1	1		
11	6P2-2416A-00	HOSE TUBO DE COMBUSTIBLE	1	1		
12	6P2-24135-00	CLAMP 1 GRAMPA 1	2	2		
13	6P2-24136-00	CLAMP 2 GRAMPA 2	2	2		
14	6P2-13758-00	PIPE, JOINT TUBO DE JUNTA	2	2		
15	6P2-24137-00	CLAMP 3 GRAMPA 3	3	3		
16	6E5-21744-00	BREATHER RESPIRADERO	1	1		
17	688-24378-00	PIPE, JOINT 3 TUBO DE UNION 3	1	1		
18	6P2-13547-00	HOSE 3 SELLO	1	1		
19	6P2-13548-00	HOSE, AIR 4 TUBO DE AIRE 4	1	1		
20	6P2-24376-00	PIPE, JOINT 1 TUBO DE UNION 1	1	1		

FIG. 11 THROTTLE BODY ASSY 3

CAJA DE ACELERADOR COMPL 3



6P23100-F110

REF. NO.	PART NO. CODIGO Nº	DESCRIPTION DESCRIPCION	6P27	6P37	REMARKS OBSERVACIONES
1	6P2-13160-10	DELIVERY PIPE ASSY 1 TUBO DE LLEGADA CONJUNTO 1	1	1	
2	6P2-13161-00	.PIPE, DELIVERY 1 .TUBO CONDUCTOR 1	1	1	
3	6P2-13761-10	.INJECTOR .INYECTOR	3	3	
4	6C5-1410B-00	..PACKING KIT ..JUEGO DE EMPAQUE	1	1	
5	6P2-13577-00	.CLIP .PRESILLA	3	3	
6	6P2-13170-10	DELIVERY PIPE ASSY 2 TUBO DE LLEGADA CONJUNTO 2	1	1	
7	6P2-13171-00	.PIPE, DELIVERY 2 .TUBO CONDUCTOR 2	1	1	
8	6P2-13761-10	.INJECTOR .INYECTOR	3	3	
9	6C5-1410B-00	..PACKING KIT ..JUEGO DE EMPAQUE	1	1	
10	6P2-13577-00	.CLIP .PRESILLA	3	3	
11	90119-06122	BOLT, WITH WASHER TORNILLO CON ARANDELA	4	4	

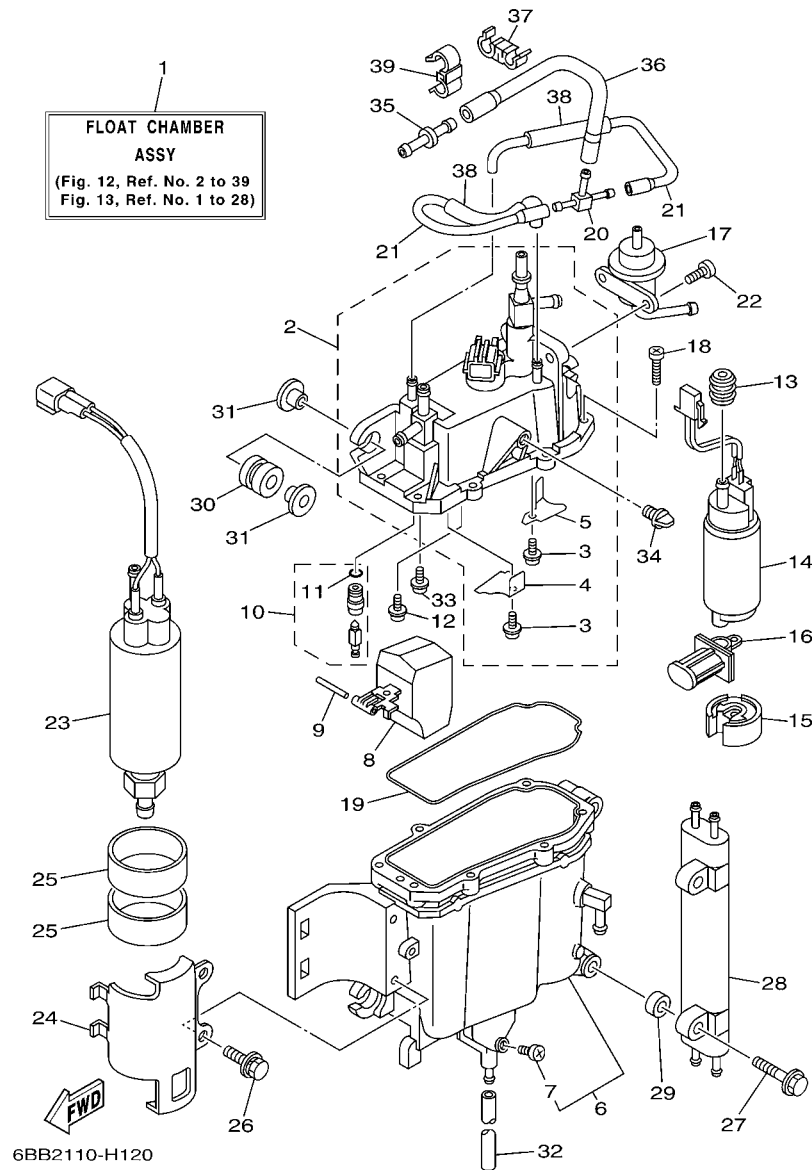


FIG. 12 FUEL INJECTION PUMP 1

BOMBA DE INYECTOR 1

REF. NO.	PART NO. CODIGO Nº	DESCRIPTION DESCRIPCION	6F27	6F37	REMARKS OBSERVACIONES
1	6P2-14180-04	FLOAT CHAMBER ASSY CAMARA DE BOIA COMPLETE	1	1	FOR CAR FOR CAR
	6P2-14180-10	FLOAT CHAMBER ASSY CAMARA DE BOIA COMPLETE	1	1	FOR BRA FOR BRA
2	6P2-14182-00	COVER, FLOAT CHAMBER TAPA DE CAMARA DE BOIA	1	1	FOR CAR FOR CAR
	6P2-14182-10	COVER, FLOAT CHAMBER TAPA DE CAMARA DE BOIA	1	1	FOR BRA FOR BRA
3	4SV-24453-00	.SCREW .TORNILLO	2	2	FOR CAR FOR CAR
	69J-24453-00	.SCREW .TORNILLO	2	2	FOR BRA FOR BRA
4	6P2-2411T-00	.PLATE 2 .PLACA 2	1	1	
5	63P-2411R-00	.PLATE 1 .PLACA 1	1	1	
6	6P2-14181-00	BODY, FLOAT CHAMBER 1 CUERPO DE CAMARA DE BOIA	1	1	FOR CAR FOR CAR
	6P2-14181-10	BODY, FLOAT CHAMBER 1 CUERPO DE CAMARA DE BOIA	1	1	FOR BRA FOR BRA
7	6P2-14191-00	.PLUG, DRAIN .TORNILLO, DE DRENAJE	1	1	
8	6P2-14985-00	FLOAT BOIA	1	1	
9	6P2-14386-00	PIN, FLOAT PASADOR DE BOIA	1	1	
10	6P2-14546-00	VALVE, NEEDLE VALVULA DE AGUJA	1	1	FOR CAR FOR CAR
	6P2-14546-10	VALVE, NEEDLE VALVULA DE AGUJA	1	1	FOR BRA FOR BRA
11	6P2-13769-00	.O-RING .ANILLO O	1	1	
12	4SV-24453-00	SCREW TORNILLO	1	1	FOR CAR FOR CAR
	69J-24453-00	SCREW TORNILLO	1	1	FOR BRA FOR BRA
13	68V-13781-10	DAMPER, PUMP AMORTIGUADOR DE BOMBA	1	1	
14	6P2-13907-00	FUEL PUMP COMP. BOMBA DE COMBUSTIBLE COMPLETA	1	1	FOR CAR FOR CAR
	6P2-13907-10	FUEL PUMP COMP. BOMBA DE COMBUSTIBLE COMPLETA	1	1	FOR BRA FOR BRA
15	63P-13784-00	COVER, PUMP CUBIERTA DE BOMBA	1	1	FOR CAR FOR CAR
	63P-13784-10	COVER, PUMP CUBIERTA DE BOMBA	1	1	FOR BRA FOR BRA
16	63P-13915-00	FILTER FILTRO	1	1	
17	6P2-13906-00	REGULATOR, PRESSURE REGULADOR	1	1	FOR CAR FOR CAR
	6P2-13906-10	REGULATOR, PRESSURE REGULADOR	1	1	FOR BRA FOR BRA
18	63P-14567-00	SCREW TORNILLO	7	7	

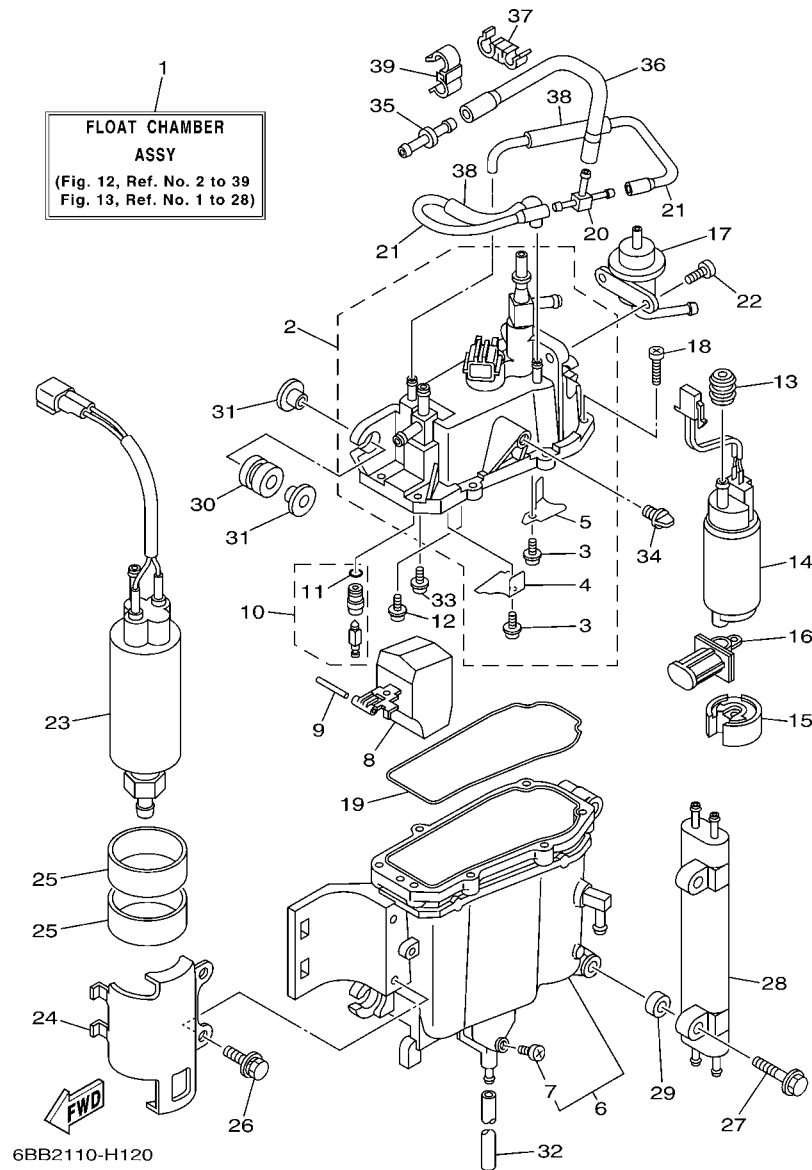


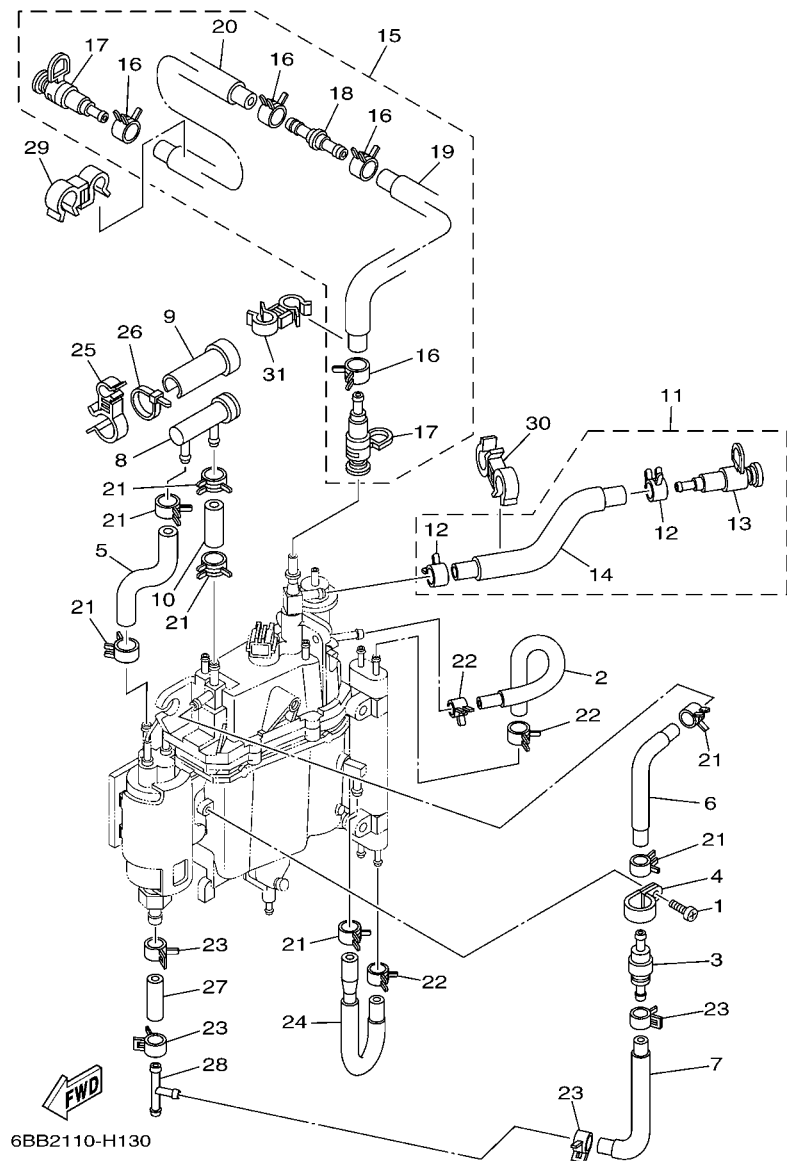
FIG. 12 FUEL INJECTION PUMP 1

BOMBA DE INYECTOR 1

REF. NO.	PART NO. CODIGO Nº	DESCRIPTION DESCRIPCION	6F27	6F37	REMARKS OBSERVACIONES
19	6P2-14984-00	GASKET, FLOAT CHAMBER EMPAQUE CAMARA DE BOIA	1	1	FOR CAR FOR CAR
	6P2-14984-10	GASKET, FLOAT CHAMBER EMPAQUE CAMARA DE BOIA	1	1	FOR BRA FOR BRA
20	69J-24379-00	PIPE, JOINT 4 TUBO DE UNION 4	1	1	
21	63P-14148-00	PIPE TUBO	2	2	
22	68V-14564-00	SCREW TORNILLO	2	2	
23	69J-24410-02	FUEL PUMP ASSY BOMBA DE COMBUSTIBLE COMPLETA	1	1	FOR CAR FOR CAR
	69J-24410-12	FUEL PUMP ASSY BOMBA DE COMBUSTIBLE COMPLETA	1	1	FOR BRA FOR BRA
24	6P2-24491-00	BRACKET, FUEL PUMP SOPORTE BOMBA COMBUSTIBLE	1	1	
25	69J-24492-00	BUSH, FUEL PUMP BUJE	2	2	
26	6P2-24592-00	BOLT TORNILLO	2	2	
27	6P2-14446-00	BOLT PERNO	2	2	
28	69J-21841-02	COOLER ENFRIADOR	1	1	
29	68V-14265-00	COLLAR COLLAR	2	2	
30	69J-13593-00	DAMPER COJINETE DE RODILLOS	4	4	
31	69J-13716-00	COLLAR COLLAR	8	8	
32	6P2-14149-00	PIPE TUBO	1	1	
33	98507-04008	SCREW, PAN HEAD TORNILLO DE CABEZA CON PLANA	1	1	FOR CAR FOR CAR
	68V-14592-10	SCREW TORNILLO	1	1	FOR BRA FOR BRA
34	69J-14225-01	CAP TAPA	1	1	
35	6P2-1410F-00	NIPPLE 1 NIPLE 1	1	1	
36	6P2-14197-00	PIPE TUBO RESPIRADERO	1	1	
37	6P2-2417J-00	CLAMP 2 GRAMPA 2	1	1	
38	6P2-24321-00	PIPE 10 TUBO 10	2	2	
39	6P2-2417K-00	CLAMP 3 GRAMPA 3	1	1	

FIG. 13 FUEL INJECTION PUMP 2

BOMBA DE INYECTOR 2



REF. NO.	PART NO. CODIGO Nº	DESCRIPTION DESCRIPCION	6F27	6F37	REMARKS OBSERVACIONES
1	98580-05008	SCREW, PAN HEAD TORNILLO DE CABEZA CRUZADA	1	1	
2	6P2-13976-00	PIPE, FUEL 6 TUBO, COMBUSTIBLE 6	1	1	FOR CAR
	6P2-13976-10	PIPE, FUEL 6 TUBO, COMBUSTIBLE 6	1	1	FOR BRA
3	69J-24460-00	RELIEF VALVE ASSY VALVELA DE DESCOMPRESION	1	1	FOR CAR
	69J-24460-10	RELIEF VALVE ASSY VALVELA DE DESCOMPRESION	1	1	FOR BRA
4	6P2-24367-00	CLAMP, FUEL PIPE 2 GRAMPA DE TUBO DE COMBUST.2	1	1	
5	6P2-24324-00	PIPE 13 TUBO 13	1	1	FOR CAR
	6P2-24324-10	PIPE 13 TUBO 13	1	1	FOR BRA
6	6P2-24322-00	PIPE 11 TUBO 11	1	1	FOR CAR
	6P2-24322-10	PIPE 11 TUBO 11	1	1	FOR BRA
7	6P2-24323-00	PIPE 12 TUBO 12	1	1	FOR CAR
	6P2-24323-10	PIPE 12 TUBO 12	1	1	FOR BRA
8	69J-24501-10	FILTER, FUEL FILTRO	1	1	
9	69J-24599-10	CAP SELLO TAPA	1	1	
10	69J-24325-00	PIPE 14 TUBO 14	1	1	FOR CAR
	69J-24325-40	PIPE 14 TUBO 14	1	1	FOR BRA
11	6P2-1257A-10	HOSE ASSY 1 DURITE COMPLETO 1	1	1	
12	68V-13577-00	.CLIP .PRESILLA	2	2	
13	60E-24300-01	.FUEL PIPE JOINT .CONECTOR MANGUERA COMBUSTIBLE	1	1	
14	6P2-13974-10	.PIPE, FUEL 4 .TUBO, COMBUSTIBLE 4	1	1	
15	6P2-1257E-10	HOSE ASSY 2 DURITE COMPLETO 2	1	1	
16	68V-13577-00	.CLIP .PRESILLA	4	4	
17	60E-24300-01	.FUEL PIPE JOINT .CONECTOR MANGUERA COMBUSTIBLE	2	2	
18	6P2-24461-10	.PIPE, JOINT .TUBO DE UNION	1	1	
19	6P2-13973-10	.PIPE, FUEL 3 .TUBO, COMBUSTIBLE 3	1	1	
20	6P2-13972-10	.PIPE, FUEL 2 .TUBO, COMBUSTIBLE 2	1	1	
21	68V-13577-00	CLIP PRESILLA	7	7	

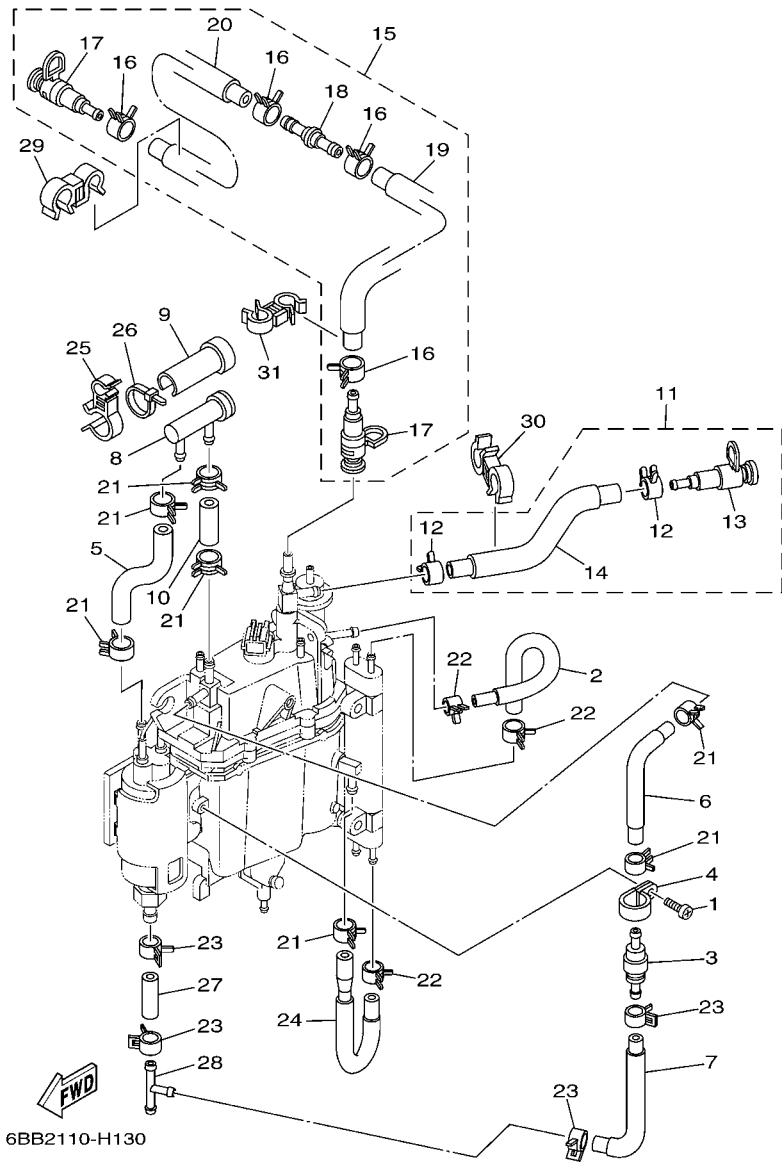


FIG. 13 FUEL INJECTION PUMP 2

BOMBA DE INYECTOR 2

REF. NO.	PART NO. CODIGO Nº	DESCRIPTION DESCRIPCION	6F27	6F37	REMARKS OBSERVACIONES
22	68V-24519-00	CLIP PRESILLA	3	3	
23	69J-14137-00	CLIP PRESILLA	4	4	
24	6P2-24315-00	PIPE 5 TUBO DE DESAGUE	1	1	FOR CAR FOR CAR
	6P2-24315-10	PIPE 5 TUBO DE DESAGUE	1	1	FOR BRA FOR BRA
25	6P2-2417H-00	CLAMP 1 GRAMPA 1	1	1	
26	68V-2481H-00	CLAMP GRAMPA	1	1	
27	6P2-24317-00	PIPE 7 TUBO 7	1	1	FOR CAR FOR CAR
	6P2-24317-10	PIPE 7 TUBO 7	1	1	FOR BRA FOR BRA
28	6E5-24378-00	PIPE, JOINT 3 TUBO DE UNION 3	1	1	
29	90464-12010	CLAMP BRIDA	1	1	
30	90464-18005	CLAMP BRIDA	1	1	
31	90464-12009	CLAMP BRIDA	1	1	

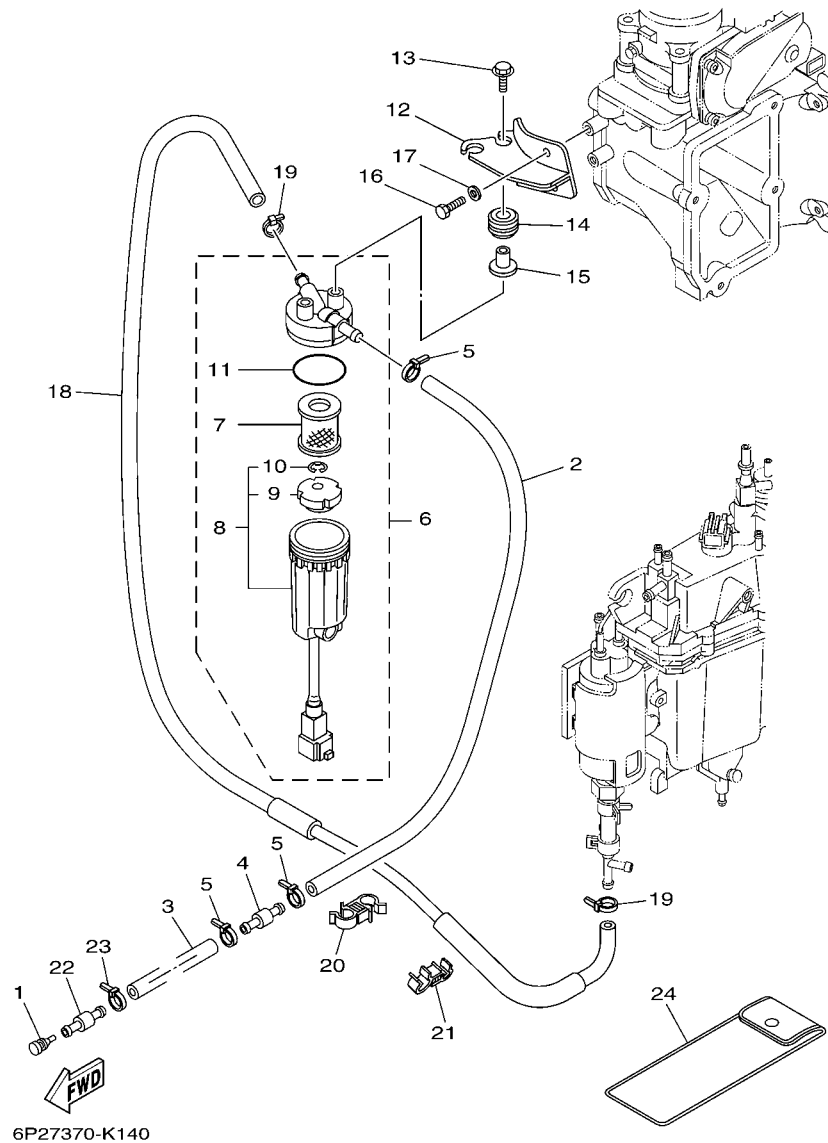
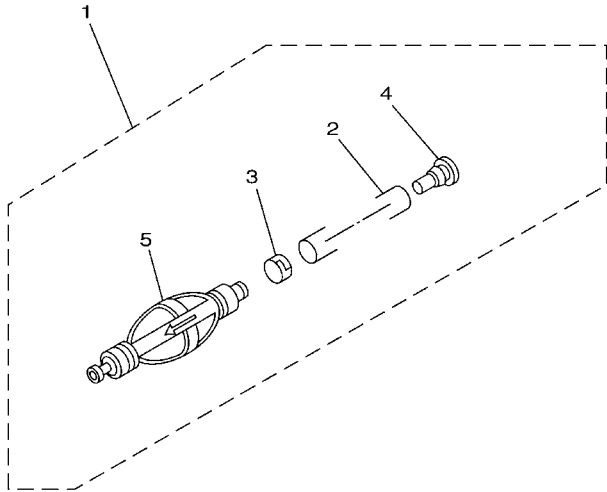


FIG. 14 FUEL 1

COMBUSTIBLE 1

REF. NO.	PART NO. CODIGO Nº	DESCRIPTION DESCRIPCION	6P27	6P37	REMARKS OBSERVACIONES
1	689-85547-00	DAMPER AMORTIGUADOR	1	1	
2	6P2-24314-00	PIPE 4 TUBO 4	1	1	
3	90445-13511	HOSE (L2000) TUBO (L2000)	1	1	
4	6R3-24377-10	PIPE, JOINT 2 TUBO DE UNION 2	1	1	
5	90465-11M10	CLAMP BRIDA	3	3	
6	6P3-24560-01	FILTER ASSY FILTRO COMPLETO	1	1	
7	6P3-24563-00	.ELEMENT, FILTER .ELEMENTO DEL FILTRO	1	1	
8	6P3-24562-02	.CUP, FILTER .COPA DE FILTRO	1	1	
9	6P3-24469-00	..FLOAT, WATER LEVEL ..BOIA	1	1	
10	6P3-24519-00	..CLIP ..PRESILLA	1	1	
11	6P3-24564-00	.GASKET .EMPAQUE	1	1	
12	6P2-24566-11	BRACKET, FILTER SOPORTE DEL FILTRO	1	1	
13	90119-06M17	BOLT, WITH WASHER TORNILLO CON ARANDELA	2	2	
14	90480-14018	GROMMET TAPON	2	2	
15	90387-06M60	COLLAR ESPACIADOR	2	2	
16	97095-06014	BOLT PERNO	2	2	
17	92995-06600	WASHER ARANDELA	2	2	
18	6P2-24313-10	PIPE 3 TUBO 3	1	1	
19	90465-11M10	CLAMP BRIDA	2	2	
20	90464-12009	CLAMP BRIDA	1	1	
21	90464-12010	CLAMP BRIDA	1	1	
22	6R3-24377-00	PIPE, JOINT 2 TUBO DE UNION 2	1	1	
23	90465-11M10	CLAMP BRIDA	1	1	
24	69J-28100-01	TOOL KIT JUEGO DE HERRAMIENTAS	1	1	AP AP

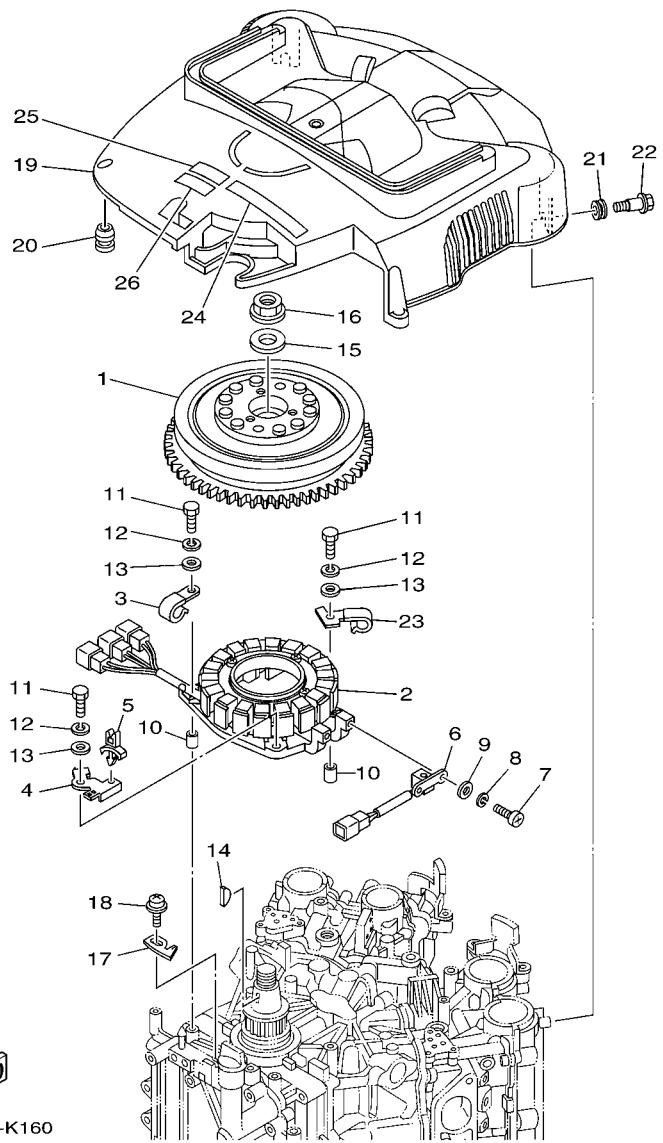


67F0100-1100

FIG. 15 FUEL 2

COMBUSTIBLE 2

REF. NO.	PART NO. CODIGO Nº	DESCRIPTION DESCRIPCION	6F27	6F37				REMARKS OBSERVACIONES
1	6Y2-24307-50	FUEL PIPE COMP. 2 MANGUERA COMPL, COMBUSTIBLE 2	1	1				AP AP
2	90445-13M01	.HOSE (L2050) .MANGUERA (L2050)	1	1				
3	6E5-24351-51	.BAND 1 .ABRAZADERA 1	1	1				
4	90480-06M19	.GROMMET .TAPON	1	1				
5	6Y2-24360-60	.PRIMER PUMP ASSY .SOPORTE BOMBA	1	1				



6AL6300-K160

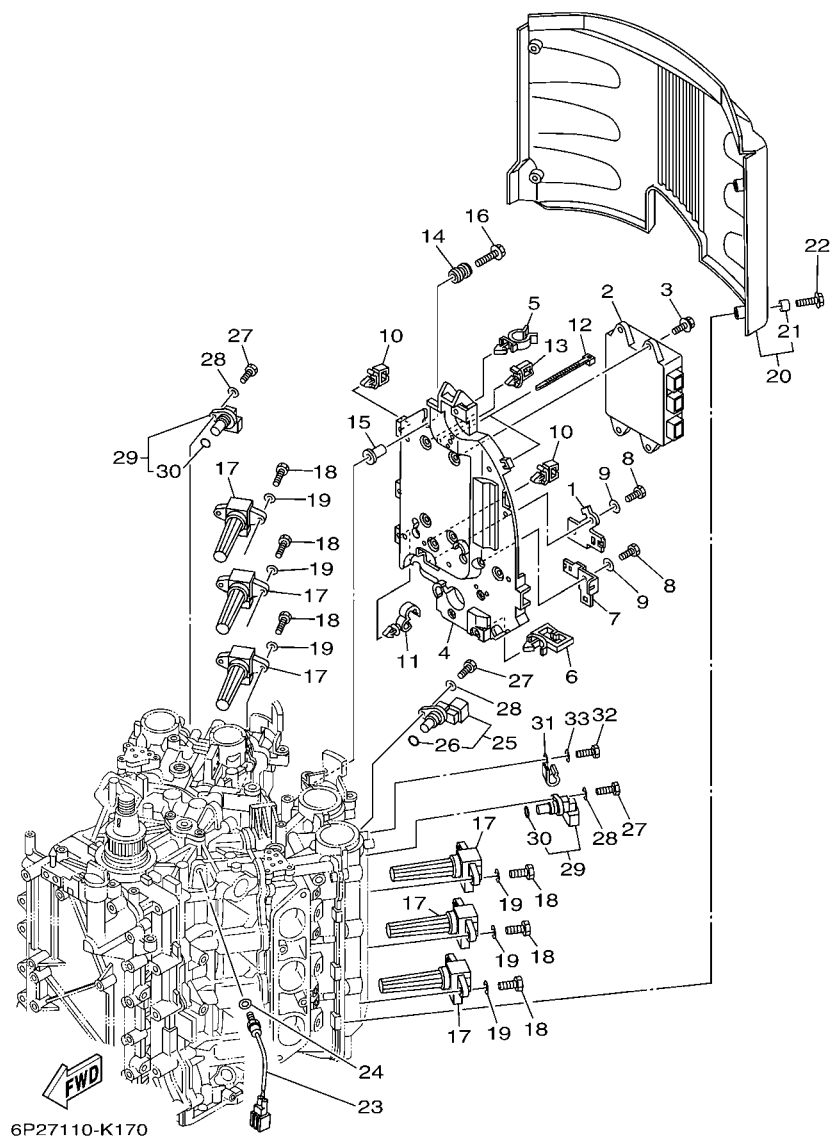
FIG. 16 GENERATOR

GENERADOR

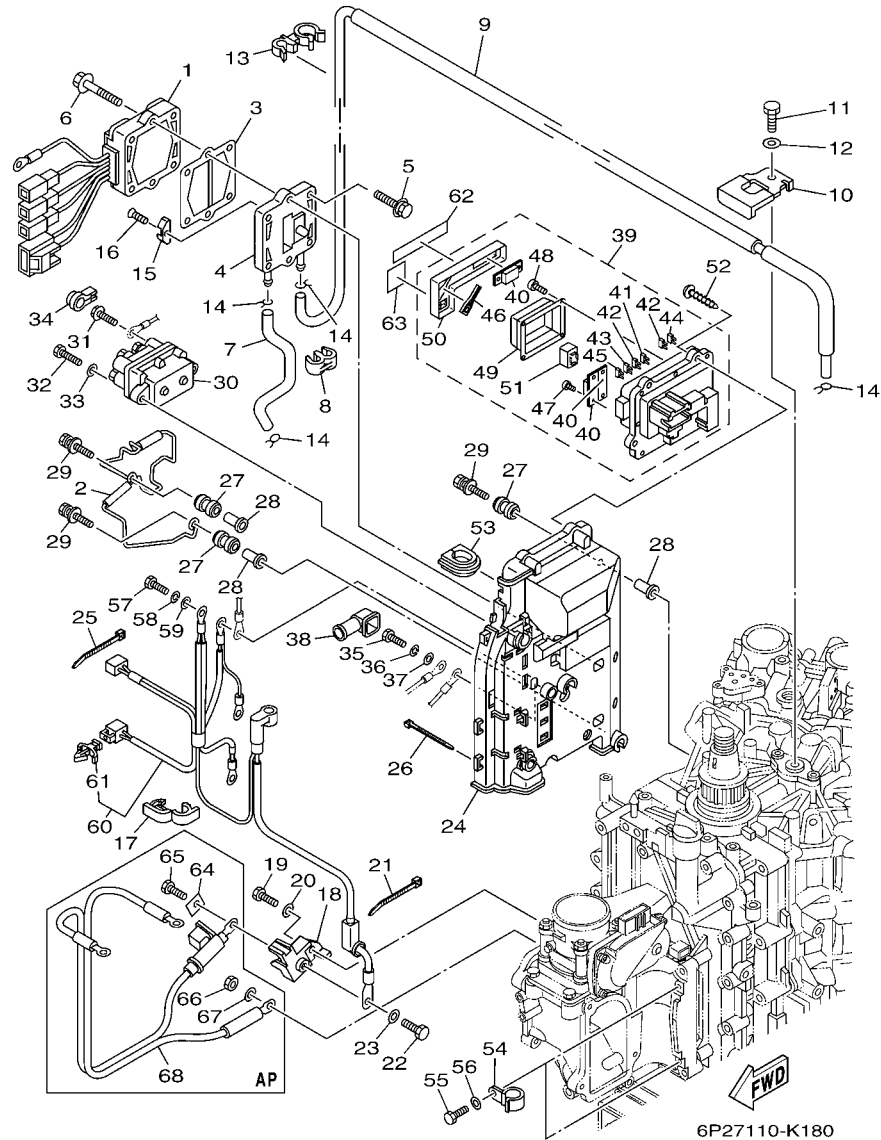
REF. NO.	PART NO. CODIGO Nº	DESCRIPTION DESCRIPCION	6F27	6F37	REMARKS OBSERVACIONES
1	6P2-81450-00	ROTOR ASSY ROTOR COMPLETO	1	1	
2	6P2-81460-00	BASE ASSY CONJUNTO BASE	1	1	
3	90462-08032	CLAMP BRIDA	1	1	
4	6P2-8257V-00	PLATE, CONNECTOR PLACA DE CONECTOR	1	1	
5	90464-06001	CLAMP BRIDA	1	1	
6	6P2-85580-00	COIL, PULSER BOBINA DE PULSACION	1	1	
7	97880-05012	SCREW, PAN HEAD TORNILLO DE CABEZA CON PLANA	2	2	
8	92990-05100	WASHER, SPRING ARANDELA PLANA	2	2	
9	92990-05600	WASHER, PLATE ARANDELA PLANA	2	2	
10	99530-08012	PIN, DOWEL PASADOR, DE ESPIGA	2	2	
11	97095-06035	BOLT PERNO	4	4	
12	92995-06100	WASHER, SPRING ARANDELA	4	4	
13	92995-06600	WASHER ARANDELA	4	4	
14	90280-05015	KEY, WOODRUFF CUNA WOODRUFF	1	1	
15	90201-24014	WASHER, PLATE ARANDELA PLANA	1	1	
16	90179-24002	NUT TUERCA	1	1	
17	6P2-81332-00	PLATE, TIMING PLACA REGULADOR DE TIEMPO	1	1	
18	97985-06210	SCREW, WITH WASHER TORNILLO, CON ARANDELA	1	1	
19	6P2-81337-00	COVER, FLYWHEEL CUBIERTA DE VOLANTE	1	1	
20	663-82317-01	DAMPER, IGNITION COIL AMORTIGUADOR BOBINA ENCENDIDO	4	4	
21	90480-12314	GROMMET TAPON	2	2	
22	90109-06MA1	BOLT PERNO	2	2	
23	6P2-81128-00	CLAMP GRAMPA	1	1	
24	60L-13437-62	MARK, CAUTION MARKER	1	1	
25	6AH-81994-40	LABEL, SAFETY ETIQUETA DE SEGURIDAD	1	1	
26	6AH-81994-50	LABEL, SAFETY ETIQUETA DE SEGURIDAD	1	1	

FIG. 17 ELECTRICAL 1

EQUIPO ELECTRICO 1



REF. NO.	PART NO. CODIGO Nº	DESCRIPTION DESCRIPCION	6F27	6F37	REMARKS OBSERVACIONES
1	6P2-8257V-00	PLATE, CONNECTOR PLACA DE CONECTOR	1	1	
2	6P2-8591A-25	ENGINE CONTROL UNIT ASSY UNIDAD CONTROL	1	1	FOR CAR
	6P2-8591A-30	ENGINE CONTROL UNIT ASSY UNIDAD CONTROL	1	1	FOR CAR FOR BRA FOR BRA
3	90119-06M82	BOLT, WITH WASHER TORNILLO CON ARANDELA	4	4	
4	6P2-82316-00	BRACKET, IGNITION COIL SOPORTE BOBINA ENCENDIDO	1	1	
5	90464-19M45	CLAMP BRIDA	1	1	
6	90464-23199	CLAMP BRIDA	1	1	
7	6P2-81845-00	PLATE PLACA	1	1	
8	97095-06016	BOLT PERNO	2	2	
9	92995-06600	WASHER ARANDELA	2	2	
10	90464-11121	CLAMP BRIDA	4	4	
11	90464-13249	CLAMP BRIDA	2	2	
12	90465-14M66	CLAMP BRIDA	2	2	
13	90464-08004	CLAMP BRIDA	1	1	
14	6A0-82317-00	DAMPER, IGNITION COIL AMORTIGUADOR BOBINA ENCENDIDO	4	4	
15	90387-06119	COLLAR ESPACIADOR	4	4	
16	90119-06M59	BOLT, WITH WASHER TORNILLO CON ARANDELA	4	4	
17	6P2-82310-01	IGNITION COIL ASSY BOBINA DE ENCENDIDO COMPLETA	6	6	
18	97095-06020	BOLT PERNO	12	12	
19	92995-06600	WASHER ARANDELA	12	12	
20	6P2-82314-00	COVER, IGNITION COIL CUBIERTA BOBINA ENCENDIDO	1	1	
21	90387-06044	.COLLAR .ESPACIADOR	4	4	
22	90119-06M92	BOLT, WITH WASHER TORNILLO CON ARANDELA	4	4	
23	61A-85790-00	THERMOSENSOR ASSY TERMICA SENSORIO	1	1	
24	92990-10600	WASHER, PLATE ARANDELA PLANA	1	1	
25	6P2-85896-00	SENSOR, CAM POSITION SENSOR DE LEVA	1	1	
26	6P2-85075-00	.O-RING .ANILLO-O	1	1	

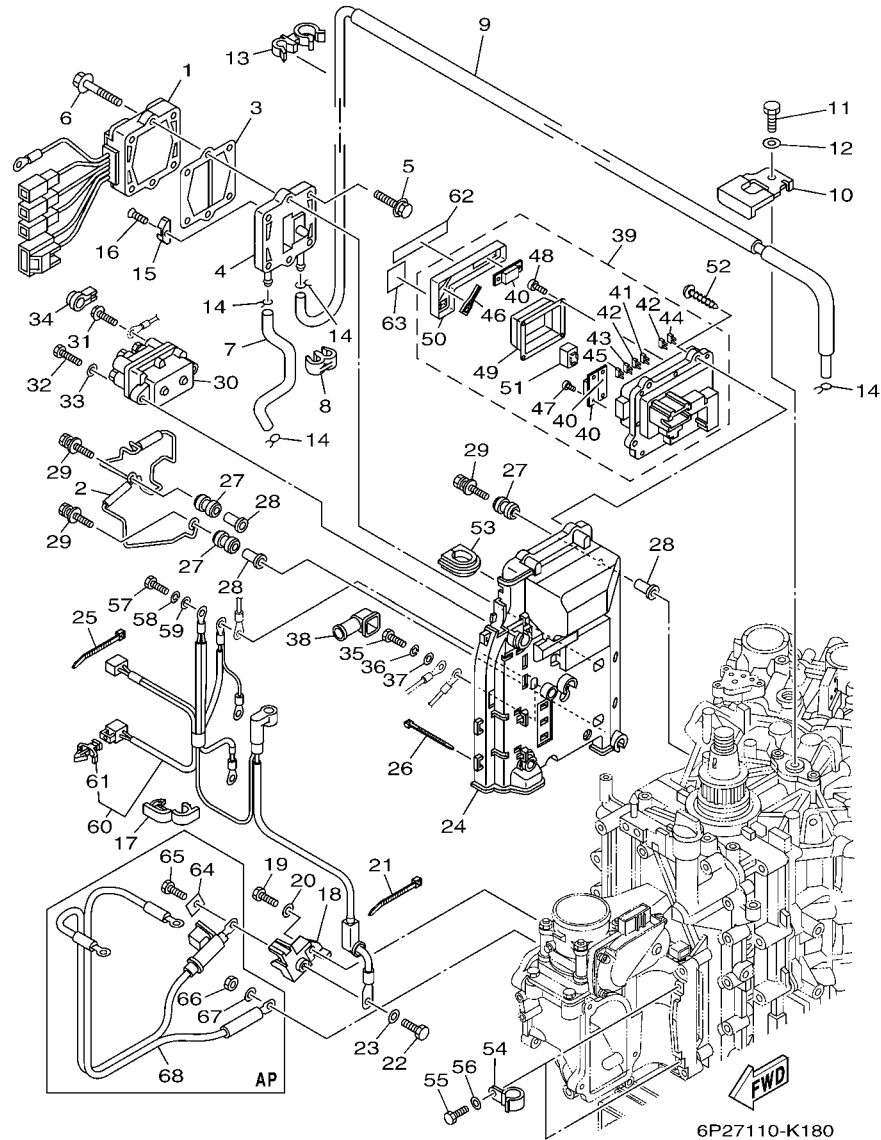


6P27110-K180

FIG. 18 ELECTRICAL 2

EQUIPO ELECTRICO 2

REF. NO.	PART NO. CODIGO Nº	DESCRIPTION DESCRIPCION	6P27	6P37	REMARKS OBSERVACIONES
1	6P2-81960-02	RECTIFIER & REGULATOR ASSY RECTIFICADOR Y REGULADOR	1	1	
2	6P2-81614-00	PROTECTOR PROTECTOR	1	1	
3	60V-81975-A0	PLATE, RECTIFIER FITTING PLACA ACCESORIA RECTIF.	1	1	
4	6P2-81972-00-9S	COVER, RECTIFIER CUBIERTA DE RECTIFICADOR	1	1	
5	90119-06MA3	BOLT, WITH WASHER TORNILLO CON ARANDELA	4	4	
6	90119-06MA5	BOLT, WITH WASHER TORNILLO CON ARANDELA	2	2	
7	90445-09304	HOSE (L310) TUBO (L310)	1	1	
8	90464-09M21	CLAMP BRIDA	1	1	
9	6P2-12481-00	PIPE 1 TUBO 1	1	1	
10	6P2-12491-00	CLAMP 1 GRAMPA 1	1	1	
11	97095-06012	BOLT PERNO	1	1	
12	92995-06600	WASHER ARANDELA	1	1	
13	90464-21002	CLAMP BRIDA	2	2	
14	90467-08M18	CLIP PRESILLA	4	4	
15	6E5-11325-00	ANODE ANODO	1	1	
16	98780-04015	SCREW, FLAT HEAD TORNILLO CABEZA PLANA	1	1	
17	90464-18004	CLAMP BRIDA	5	5	
18	6P2-81925-01	TERMINAL TERMINAL	1	1	
19	97095-08020	BOLT PERNO	1	1	
20	92995-08600	WASHER ARANDELA	1	1	
21	90465-13M18	CLAMP BRIDA	1	1	
22	97095-08016	BOLT PERNO	1	1	
23	92995-08600	WASHER ARANDELA	1	1	
24	6P2-81948-00	BRACKET SOPORTE	1	1	
25	90465-13M18	CLAMP BRIDA	6	6	
26	90465-14M66	CLAMP BRIDA	3	3	
27	6A0-82317-00	DAMPER, IGNITION COIL AMORTIGUADOR BOBINA ENCENDIDO	5	5	



6P27110-K180

FIG. 18 ELECTRICAL 2

EQUIPO ELECTRICO 2

REF. NO.	PART NO. CODIGO Nº	DESCRIPTION DESCRIPCION	6P27	6P37	REMARKS OBSERVACIONES
28	90387-06119	COLLAR ESPACIADOR	5	5	
29	90119-06M95	BOLT, WITH WASHER TORNILLO CON ARANDELA	5	5	
30	63P-81950-00	RELAY ASSY RELE COMPLETO	1	1	
31	97595-06610	BOLT, WITH WASHER PERNO CON ARANDELA	2	2	
32	97013-06025	BOLT PERNO	2	2	
33	92903-06600	WASHER, PLATE RONDANA SENCILLA	2	2	
34	6P2-8183X-00	CAP, TERMINAL CUBIERTA DE TERMINAL	2	2	
35	97095-06020	BOLT PERNO	1	1	
36	92995-06100	WASHER, SPRING ARANDELA	1	1	
37	92995-06600	WASHER ARANDELA	1	1	
38	6P2-82119-00	COVER, LEAD WIRE CUBIERTA DE CABLE CONDUCTOR	1	1	
39	6P2-82170-01	FUSE BOX ASSY CAJA DE FUSIBLES COMPL.	1	1	
40	6P2-82151-00	.FUSE (60A) .FUSIBLE (60A)	3	3	
41	67F-82151-00	.FUSE (20A) .FUSIBLE (20A)	2	2	
42	67F-82151-10	.FUSE (30A) .FUSIBLE (30A)	3	3	
43	67F-82151-20	.FUSE (5A) .FUSIBLE (5A)	2	2	
44	67F-82151-40	.FUSE (10A) .FUSIBLE (10A)	2	2	
45	67F-82151-50	.FUSE (15A) .FUSIBLE (15A)	2	2	
46	67F-2812A-00	.PULLER, FUSE .TIRADOR DE FUSIBLE	1	1	
47	68F-82846-00	.SCREW, PAN HEAD (M5) .TORNILLO (M5)	4	4	
48	6P2-82113-00	.SCREW .TORNILLO	4	4	
49	6P2-81639-00	.RELAY COVER .CUBIERTA	1	1	
50	6P2-85544-00	.CASE .CAJA	1	1	
51	68F-8195A-00	.RELAY ASSY .RELE COMPLETO	4	4	
52	97780-50620	SCREW, TAPPING TORNILLO DE CABEZA DE CONO ACH	4	4	
53	6P2-81336-00	GROMMET TAPON PROTECTOR	1	1	
54	90462-08026	CLAMP BRIDA	2	2	

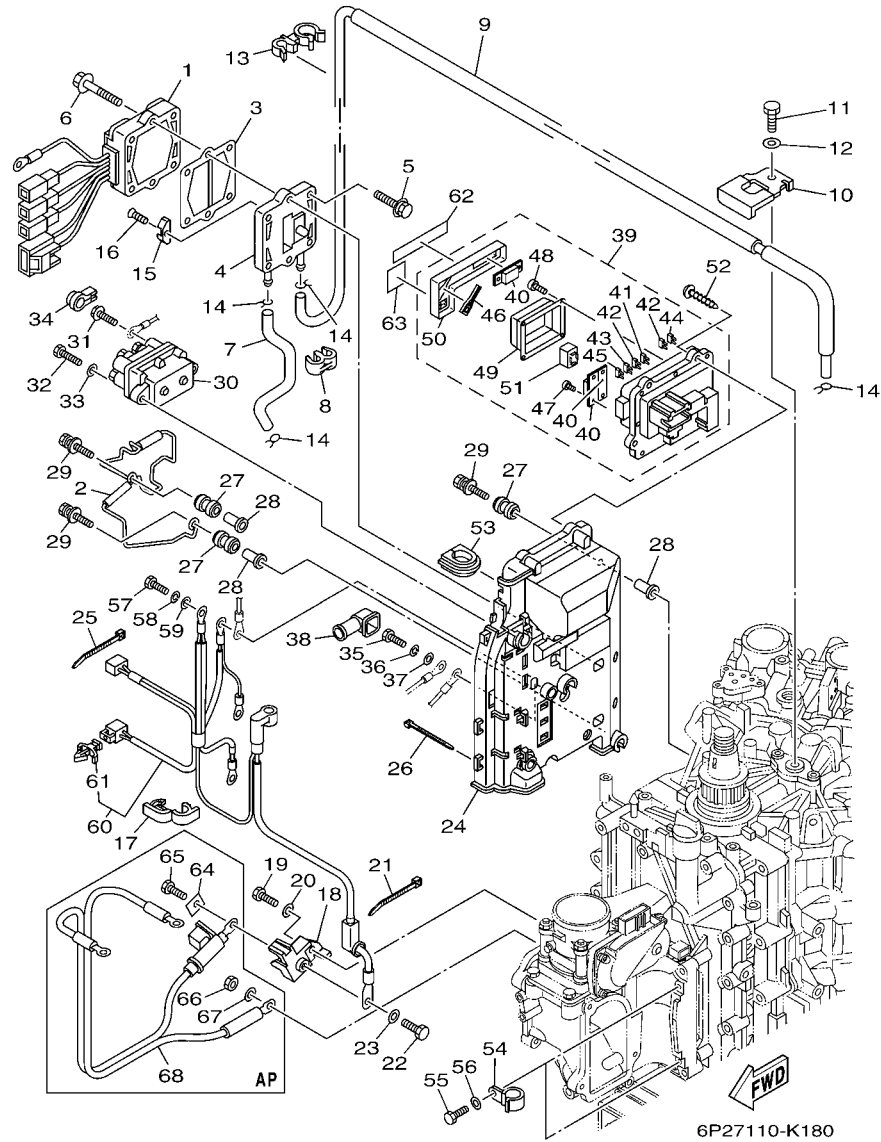


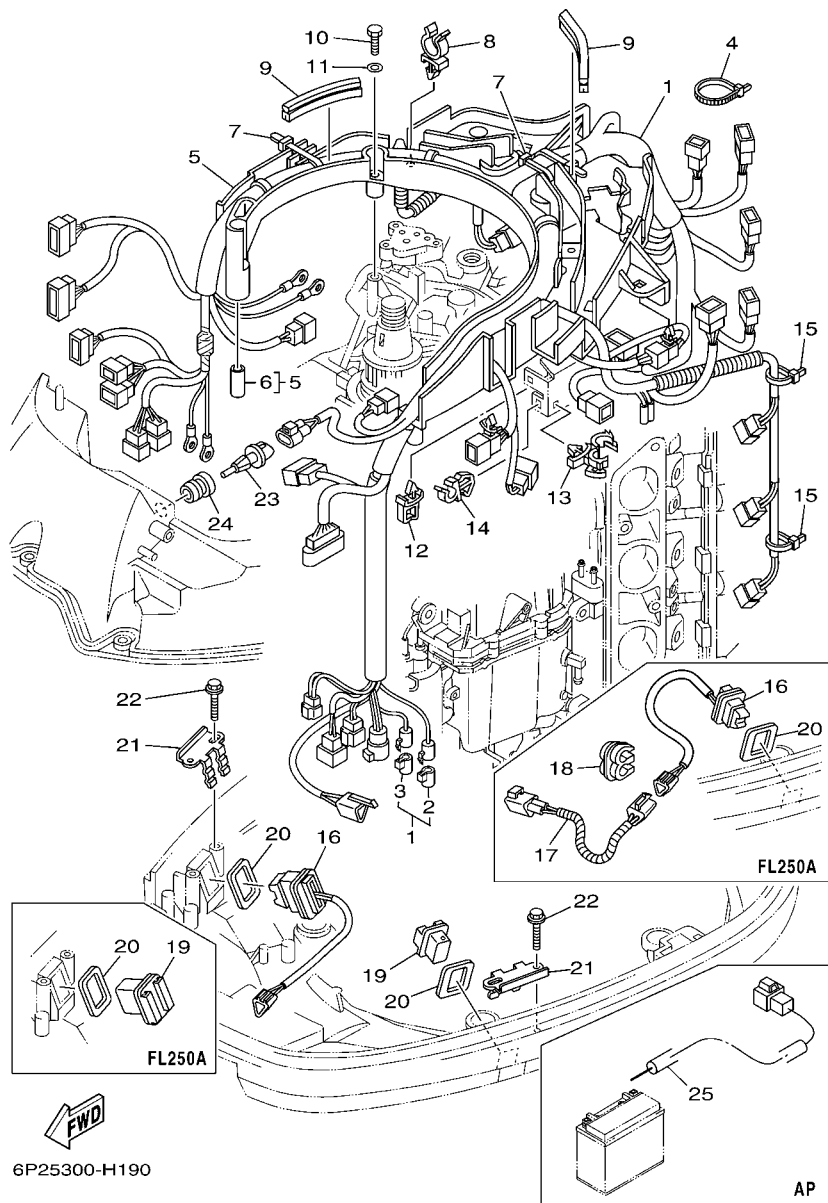
FIG. 18 ELECTRICAL 2

EQUIPO ELECTRICO 2

REF. NO.	PART NO. CODIGO Nº	DESCRIPTION DESCRIPCION	6P27	6P37	REMARKS OBSERVACIONES
55	97095-06016	BOLT PERNO	2	2	
56	92995-06600	WASHER ARANDELA	2	2	
57	97095-06020	BOLT PERNO	3	3	
58	92995-06100	WASHER, SPRING ARANDELA	3	3	
59	92995-06600	WASHER ARANDELA	3	3	
60	6P2-8259M-00	WIRE HARNESS ASSY 2 ARNES DE CABLES	1	1	
61	90464-09M47	.CLAMP .BRIDA	1	1	
62	6P2-81919-20	GRAPHIC, REGULATOR CALCAMONIA DE REGULADOR	1	1	
63	6P2-81919-31	GRAPHIC, REGULATOR CALCAMONIA DE REGULADOR	1	1	
64	6P2-81923-00	WASHER ARANDELA	1	1	AP AP
65	97095-08016	BOLT PERNO	1	1	AP AP AP
66	95333-08600	NUT TUERCA	1	1	AP AP AP
67	92903-08100	WASHER, SPRING RONDANA SENCILLA	1	1	AP AP
68	6P2-82105-01	WIRE HARNESS ARNES DE CABLES	1	1	AP AP

FIG. 19 ELECTRICAL 3

EQUIPO ELECTRICO 3



REF. NO.	PART NO. CODIGO Nº	DESCRIPTION DESCRIPCION	6F27	6F37	REMARKS OBSERVACIONES
1	6P2-82590-31	WIRE HARNESS ASSY CONJUNTO DE CABLES	1	1	
2	6P2-82582-00	.CAP 1 (FEMALE) .TAPA 1	1	1	
3	6P2-82582-10	.CAP 1 (MALE) .TAPA 1	1	1	
4	90465-14M66	CLAMP BRIDA	1	1	
5	6P2-82589-00	PROTECTOR, WIRE HARNESS PROTECTOR DE ARNES DE CABLE	1	1	
6	90387-06M26	.COLLAR .ESPACIADOR	6	6	
7	90465-14M66	CLAMP BRIDA	2	2	
8	90464-19M45	CLAMP BRIDA	4	4	
9	6P2-85722-00	INSULATOR AISLANTE	2	2	
10	97095-06035	BOLT PERNO	6	6	
11	92995-06600	WASHER ARANDELA	6	6	
12	90464-06001	CLAMP BRIDA	1	1	
13	90464-18246	CLAMP BRIDA	1	1	
14	90464-08051	CLAMP BRIDA	1	1	
15	90465-13M18	CLAMP BRIDA	3	3	
16	69J-82563-00	TRIM & TILT SWITCH ASSY INTERRUPTOR DE INCLINACION	1	1	
17	6P3-82553-00	EXTENSION, WIRE LEAD CABLE		1	FL250A FL250A
18	90464-10M57	CLAMP BRIDA		1	FL250A FL250A
19	69J-42723-00-8D	COVER, BOTTOM CUBIERTA INFERIOR	1	1	
20	69J-82587-00	GASKET EMPAQUETADURA	2	2	
21	69J-83614-10	BRACKET SOPORTE	2	2	
22	90109-06M86	BOLT PERNO	4	4	
23	63P-85886-00	SENSOR, AIR TEMPERATURE SENSOR	1	1	
24	63P-14435-00	GROMMET ANILLO PROTECTOR	1	1	
25	69J-81949-02	WIRE, LEAD (ISOLATOR, 3.8M) CABLE CONDUCTOR, 3.8M	1	1	AP AP

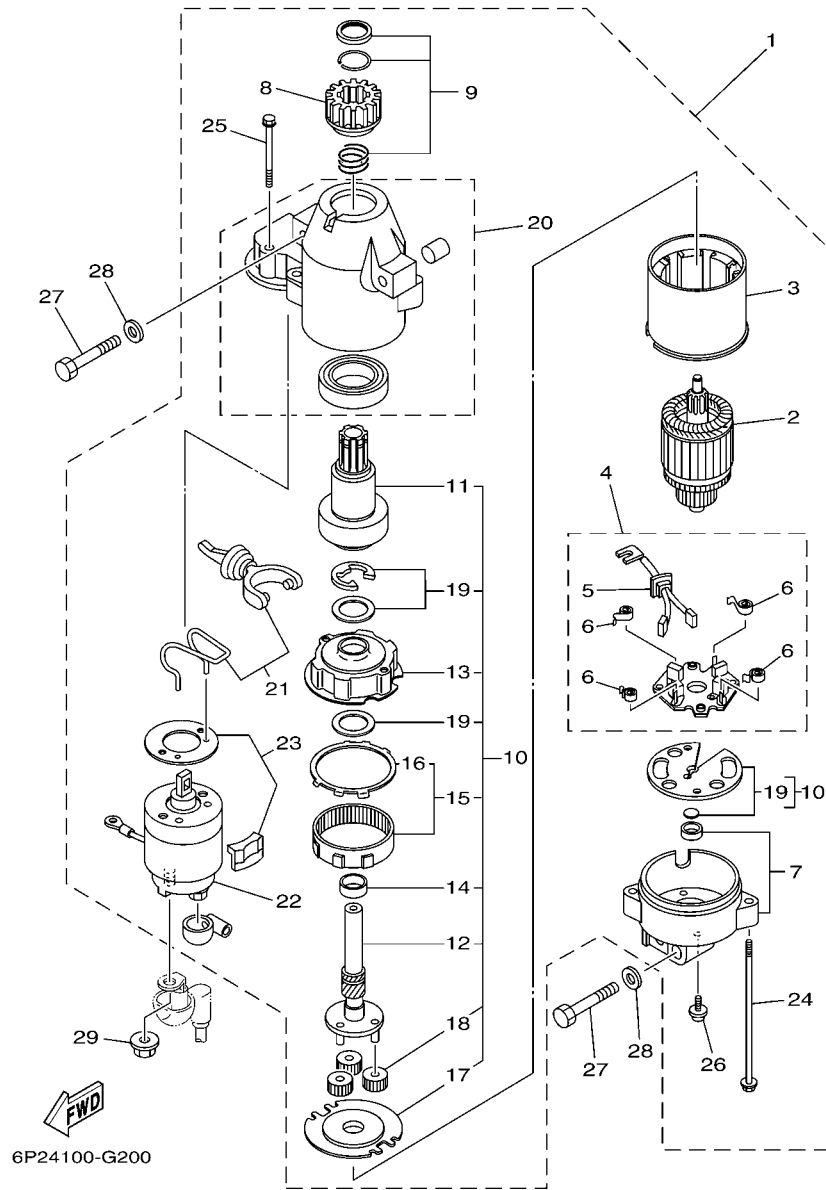


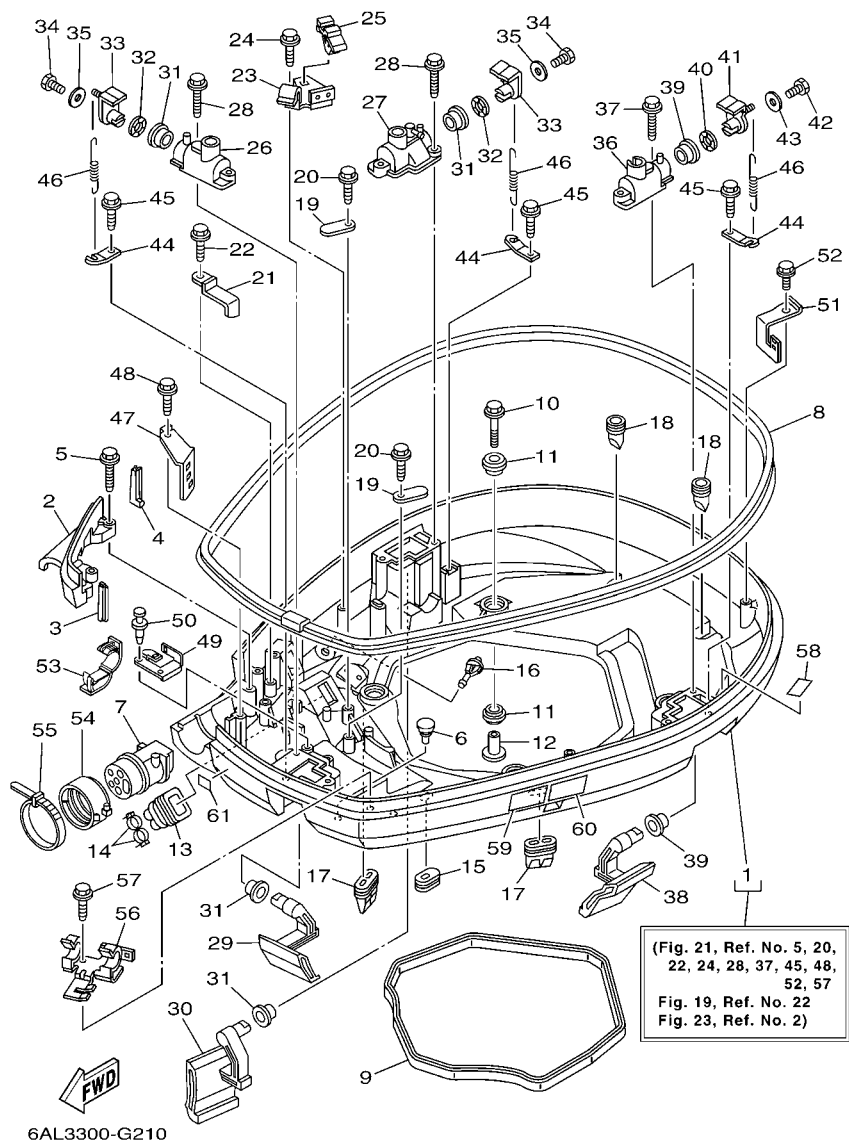
FIG. 20 STARTING MOTOR

MOTOR DE ARRANQUE

REF. NO.	PART NO. CODIGO N°	DESCRIPTION DESCRIPCION	6F27	6F37	REMARKS OBSERVACIONES
1	6BR-81800-00	STARTING MOTOR ASSY MOTOR DE ARRANQUE COMPLETO	1	1	
2	67F-81850-00	..ARMATURE ASSY ..INDUCIDO COMPLETO	1	1	
3	67F-81810-00	..STATOR ASSY ..ESTATOR COMPLETO	1	1	
4	69J-81840-00	..BRUSH HOLDER ASSY ..SOSTEN DE ESCOBILLA COMPLETO	1	1	
5	69J-81801-00	..BRUSH SET ..JUEGO DE ESCOBILLA	1	1	
6	67F-81813-00	..SPRING, BRUSH ..RESORTE DE ESCOBILLA	4	4	
7	67F-81820-00	..REAR BRACKET ASSY ..CUBIERTA TRASERA COMPL	1	1	
8	67F-81808-00	..PINION ASSY ..PINON	1	1	
9	67F-81857-00	..PINION STOPPER SET ..JUEGO TAPON PINON	1	1	
10	67F-81807-00	..GEAR ASSY, STARTING MOTOR ..PINON CONJUNTO	1	1	
11	67F-81832-00	..CLUTCH, OVER RUN ..PINON COMPL	1	1	
12	67F-81836-00	..SHAFT, PINION ..ARBOL, PINON	1	1	
13	67F-81821-00	..BRACKET, CENTER 1 ..SOPORTE, CENTRO 1	1	1	
14	67F-81841-00	..BEARING ..PORTADOR	1	1	
15	67F-81891-00	..GEAR, RING ..ENGRANAJE ANILLO	1	1	
16	67F-8183R-00	..GASKET ..EMPAQUETADURA	1	1	
17	67F-81830-00	..BRACKET, CENTER 2 ..SOPORTE, CENTRO 2	1	1	
18	60V-8183T-00	..GEAR, IDLER ..ENGRANAJE NEUTRO	3	3	
19	67F-81809-00	..WASHER KIT ..JUEGO DE ARANDELA	1	1	
20	69J-81842-00	..COVER ..TAPA	1	1	
21	69J-81839-00	..LEVER ASSY ..PALANCA COMPL.	1	1	
22	63P-81941-00	..STARTER RELAY ASSY ..RELE DE ARRANQUE	1	1	
23	69J-81869-00	..COVER, DUST ..CUBIERTA PARA POLVO	1	1	
24	6K7-81826-11	..BOLT ..PERNO	2	2	
25	69J-81828-00	..BOLT 2 ..TORNILLO DE EMPUJE 2	2	2	
26	67F-81846-00	..SCREW ..TORNILLO	2	2	
27	97013-08045	BOLT PERNO	3	3	

FIG. 21 BOTTOM COWLING 1

CUBIERTA INFERIOR 1



REF. NO.	PART NO. CODIGO Nº	DESCRIPTION DESCRIPCION	6F27	6F37	REMARKS OBSERVACIONES
1	6P2-42710-00-8D	BOTTOM COWLING ASSY CUBIERTA INFERIOR COMPL.	1	1	
2	6P2-42738-00-8D	PLATE, FITTING PLACA DE AJUSTE	1	1	
3	6P2-42717-00	RUBBER, SEAL 2 GOMA	1	1	
4	6P2-42718-00	RUBBER, SEAL 3 GOMA	1	1	
5	90109-06M82	BOLT PERNO	2	2	
6	6H4-42748-00	GROMMET TAPON	2	2	
7	6P2-42725-00	GROMMET TAPON	1	1	
8	6P2-42615-00	SEAL SELLO	1	1	
9	69J-42716-00	RUBBER, SEAL 1 SELLO DE GOMA 1	1	1	
10	90119-08M22	BOLT, WITH WASHER TORNILLO CON ARANDELA	4	4	
11	90480-22M81	GROMMET TAPON	8	8	
12	90387-08M37	COLLAR ESPACIADOR	4	4	
13	6H1-42726-21	GROMMET TAPON	1	1	
14	90465-11M10	CLAMP BRIDA	2	2	
15	61A-42727-00	GROMMET TAPON	1	1	
16	6P2-44391-00	NIPPLE, HOSE NIPLE MANGUERA	1	1	
17	69J-42717-00	RUBBER, SEAL 2 GOMA	2	2	
18	61A-42717-00	RUBBER, SEAL 2 GOMA	2	2	
19	6E5-82588-00	PLATE PLACA	2	2	
20	90109-06M81	BOLT PERNO	2	2	
21	90462-20001	CLAMP BRIDA	1		F250A F250A
22	90109-06M86	BOLT PERNO	1		F250A F250A
23	6P2-82554-00	STAY, NEUTRAL SWITCH SOPORTE INTERRUPTOR DE NEUTRAL	1	1	
24	90109-06M86	BOLT PERNO	1	1	
25	90464-09M47	CLAMP BRIDA	1	1	
26	69J-42828-02-8D	PLATE, CLAMP PLACA, GRAMPA	1	1	
27	6P2-42828-00-8D	PLATE, CLAMP PLACA, GRAMPA	1	1	

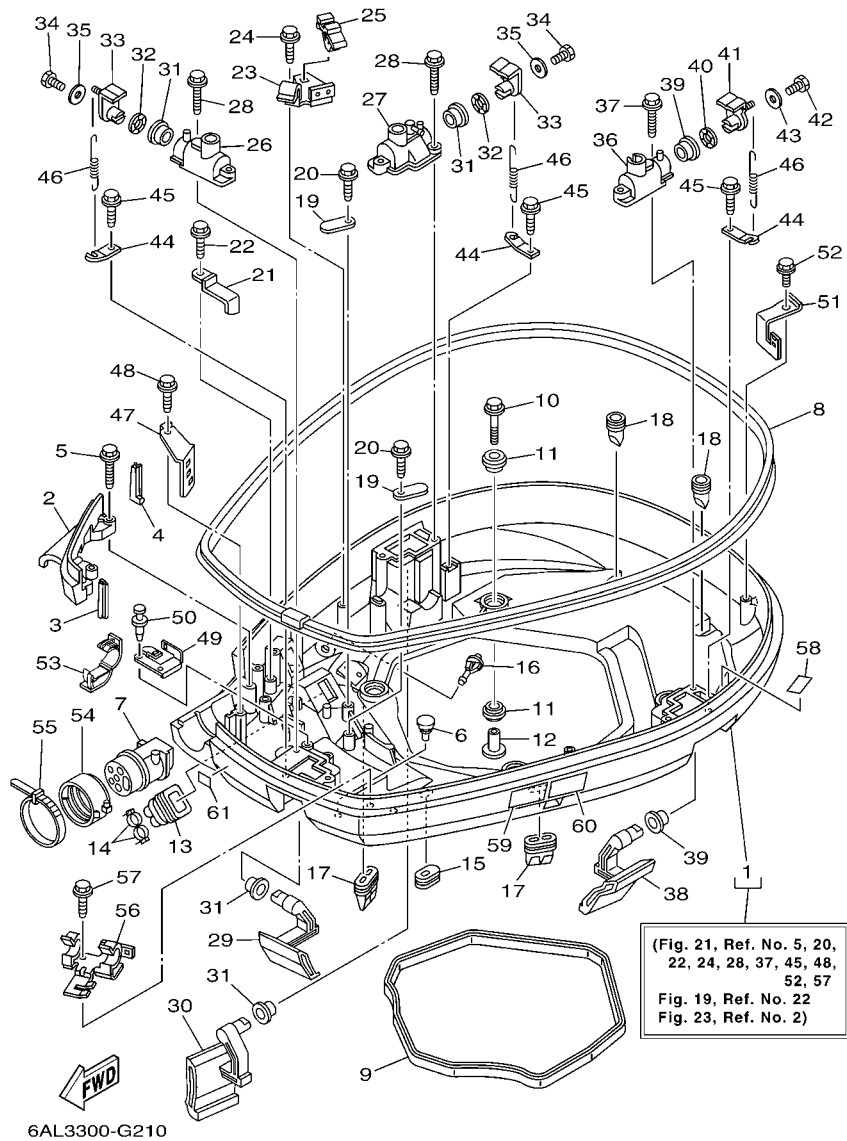


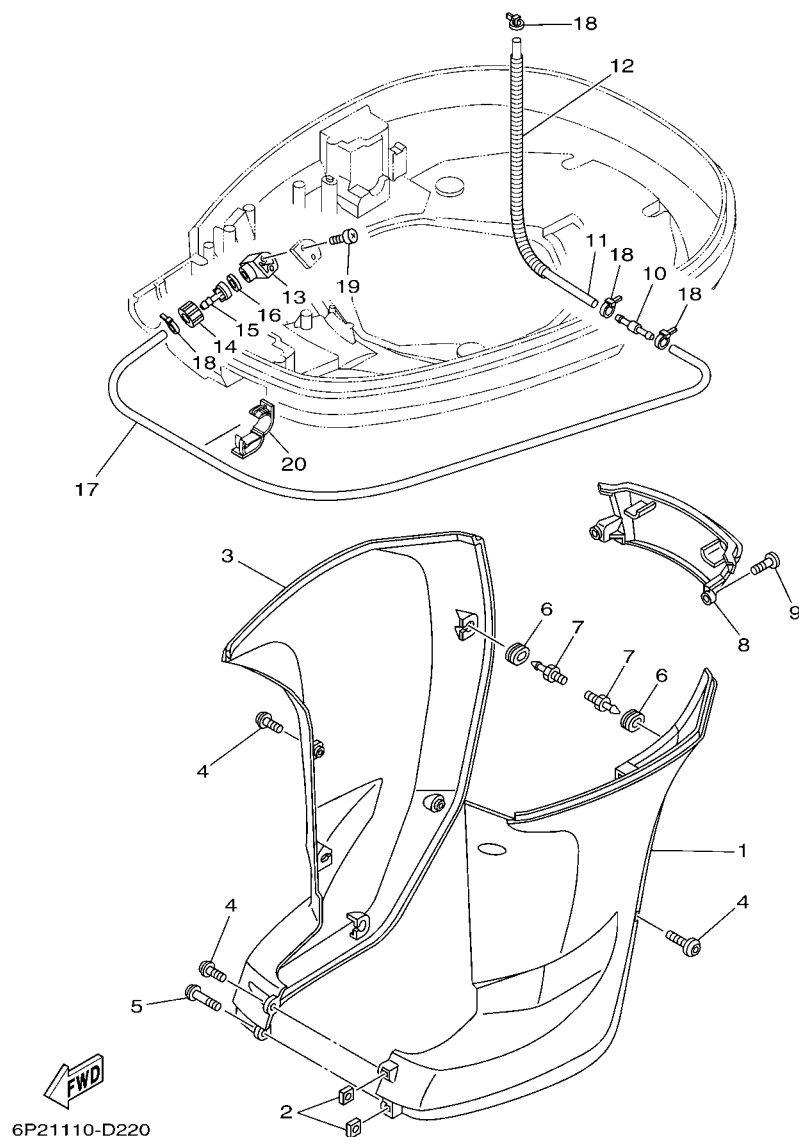
FIG. 21 BOTTOM COWLING 1

CUBIERTA INFERIOR 1

REF. NO.	PART NO. CODIGO Nº	DESCRIPTION DESCRIPCION	6F27	6F37	REMARKS OBSERVACIONES
28	90109-06M82	BOLT PERNO	4	4	
29	69J-42815-00-8D	LEVER, CLAMP PALANCA ABRAZADERA	1	1	
30	69J-42817-00-8D	LEVER, CLAMP PALANCA ABRAZADERA	1	1	
31	90386-15M73	BUSH BUJE	4	4	
32	90206-15M18	WASHER, WAVE ARANDELA ONDULADA	2	2	
33	63P-42818-01	LEVER, CLAMP PALANCA, ABRAZADERA	2	2	
34	97095-06020	BOLT PERNO	2	2	
35	90201-06068	WASHER, PLATE ARANDELA PLANA	2	2	
36	68F-42828-10-8D	PLATE, CLAMP PLACA, GRAMPA	1	1	
37	90109-06M82	BOLT PERNO	2	2	
38	69J-42816-00-8D	LEVER, CLAMP PALANCA ABRAZADERA	1	1	
39	90386-15M73	BUSH BUJE	2	2	
40	90206-15M18	WASHER, WAVE ARANDELA ONDULADA	1	1	
41	68V-42818-01	LEVER, CLAMP PALANCA, ABRAZADERA	1	1	
42	97095-06020	BOLT PERNO	1	1	
43	90201-06068	WASHER, PLATE ARANDELA PLANA	1	1	
44	64D-43144-00	HOOK, SPRING GANCHO	3	3	
45	90109-06M86	BOLT PERNO	3	3	
46	90506-18M40	SPRING, TENSION RESORTE DE TENSION	3	3	
47	6P2-42743-00	BRACKET SOPORTE	1	1	
48	90109-06M82	BOLT PERNO	1	1	
49	6P2-42766-10	BRACKET 2 SOPORTE 2	1	1	
50	90269-05005	RIVET REMACHE	2	2	
51	69J-8366G-02	BRACKET 3 SOPORTE 3	1	1	
52	90109-06M86	BOLT PERNO	1	1	
53	90464-18001	CLAMP BRIDA	2	2	
54	68F-42753-00	FASTNER TIRADOR	1	1	AP AP

FIG. 22 BOTTOM COWLING 2

CUBIERTA INFERIOR 2



REF. NO.	PART NO. CODIGO Nº	DESCRIPTION DESCRIPCION	6F27	6F37	REMARKS OBSERVACIONES
1	69J-42741-00-8D	APRON MANDIL	1	1	
2	90173-06001	NUT, SQUARE TUERCA CUADRADA	2	2	
3	69J-42771-00-8D	APRON MANDIL	1	1	
4	90111-06111	BOLT,HEX. SOCKET BUTTON TORNILLO	5	5	
5	90111-06113	BOLT,HEX. SOCKET BUTTON TORNILLO	1	1	
6	90480-14M17	GROMMET TAPON	6	6	
7	69J-42774-10	STAY, APRON 1 BUJEDEL PIVOTE DE LA FLECHA	6	6	
8	69J-45151-00-8D	COVER, UPPER CASING CUBIERTA FUNDA SUPERIOR	1	1	
9	90111-06111	BOLT,HEX. SOCKET BUTTON TORNILLO	2	2	
10	6E5-24379-00	PIPE, JOINT 4 TUBO DE UNION 4	1	1	
11	90445-11M47	HOSE (L370) TUBO (L370)	1	1	
12	90447-13009	TUBE TUBO	1	1	
13	68T-12572-00	ADAPTER ADAPTADOR	1	1	
14	6R3-12581-00	JOINT, HOSE 1 CONEXION	1	1	
15	6R3-12582-00	JOINT, HOSE 2 CONEXION	1	1	
16	6R3-12583-00	GASKET, HOSE JOINT EMPAQUETADURA JUNTA DE MANGUE	1	1	
17	90445-11028	HOSE (L1050) TUBO (L1050)	1	1	
18	90465-11M10	CLAMP BRIDA	4	4	
19	97780-60520	SCREW, TAPPING TORNILLO DE CABEZA DE CONO ACH	2	2	
20	90464-18004	CLAMP BRIDA	1	1	

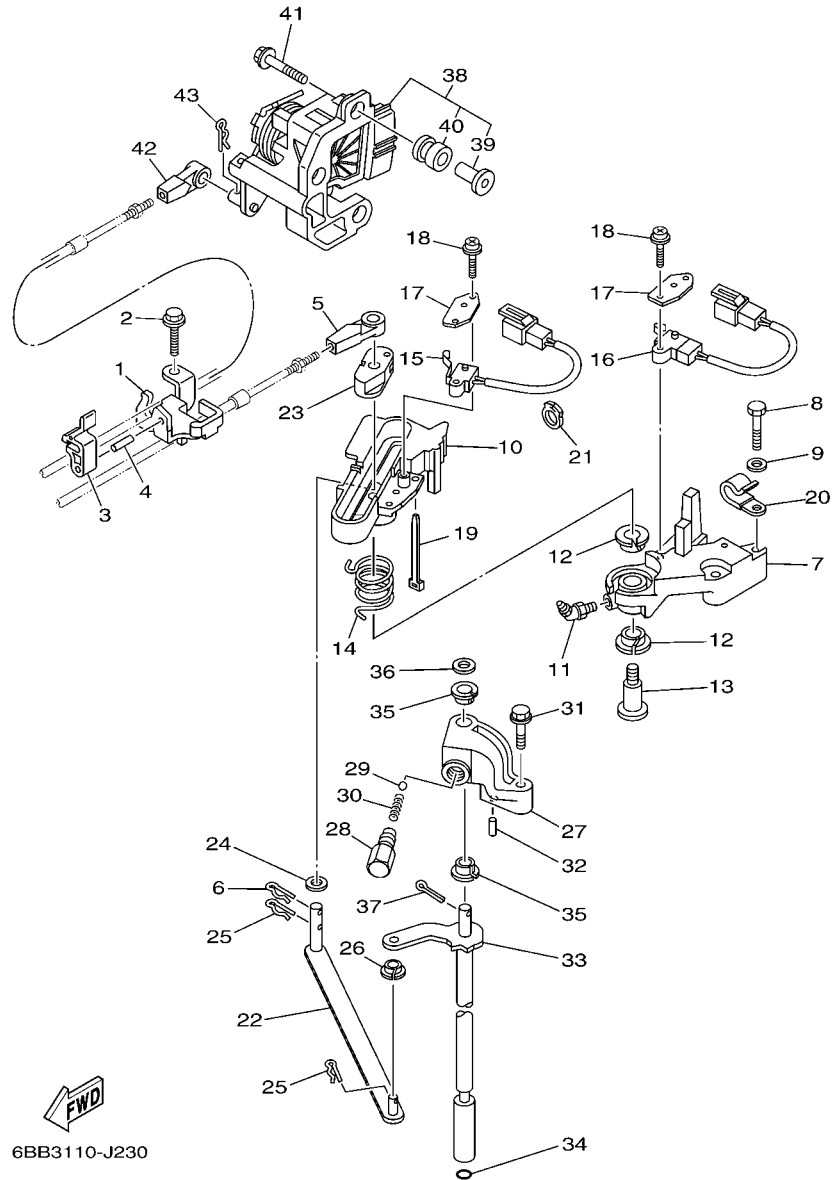


FIG. 23 CONTROL

CONTROL

REF. NO.	PART NO. CODIGO Nº	DESCRIPTION DESCRIPCION	6F27	6F37		REMARKS OBSERVACIONES
1	6P2-48531-00	BRACKET, REMOTE CONTROL 1 SOPORTE DE CONTROL REMOTO	1	1		
2	90109-06M86	BOLT PERNO	2	2		
3	63P-48538-00	CLAMP, CABLE 1 GRAMPA DE CABLE	1	1		
4	91690-30010	PIN, SPRING PASADOR DE RESORTE	1	1		
5	6E5-48344-00	CABLE END, REMOTE CONTROL BASE CONTROL	1	1		
6	90468-18008	CLIP PRESILLA	1	1		
7	69J-44117-00	BRACKET SOPORTE	1	1		
8	97095-06035	BOLT PERNO	2	2		
9	92995-06600	WASHER ARANDELA	2	2		
10	69J-44176-01	BRACKET SOPORTE	1	1		
11	93700-06M01	NIPPLE, GREASE BOQUILLA DE ENGRASAR	1	1		
12	90386-12069	BUSH BUJE	2	2		
13	90109-08019	BOLT PERNO	1	1		
14	90508-20020	SPRING, TORSION RESORTE DE TORSION	1	1		
15	60V-8259F-00	SWITCH ASSY INTERRUPTOR	1	1		
16	69J-8259F-00	SWITCH ASSY INTERRUPTOR	1	1		
17	61A-82588-01	PLATE PLACA	2	2		
18	97985-04116	SCREW, WITH WASHER TORNILLO, CON ARANDELA	4	4		
19	90465-11M10	CLAMP BRIDA	1	1		
20	90465-06M86	CLAMP BRIDA	1	1		
21	90464-09010	CLAMP BRIDA	1	1		
22	6P2-44121-00	LEVER, SHIFT ROD PALANCA VARILLA CAMBIOS	1	1		
23	69J-44122-00	BUSHING, SHIFT ROD LEVER BUJE PALANCA VARILLA DE CAMBIO	1	1		
24	90202-08M20	WASHER, PLATE ARANDELA DE PLANA	1	1		
25	90468-18008	CLIP PRESILLA	2	2		
26	90386-06M12	BUSH BUJE	1	1		
27	69J-44118-00	BRACKET SOPORTE	1	1		

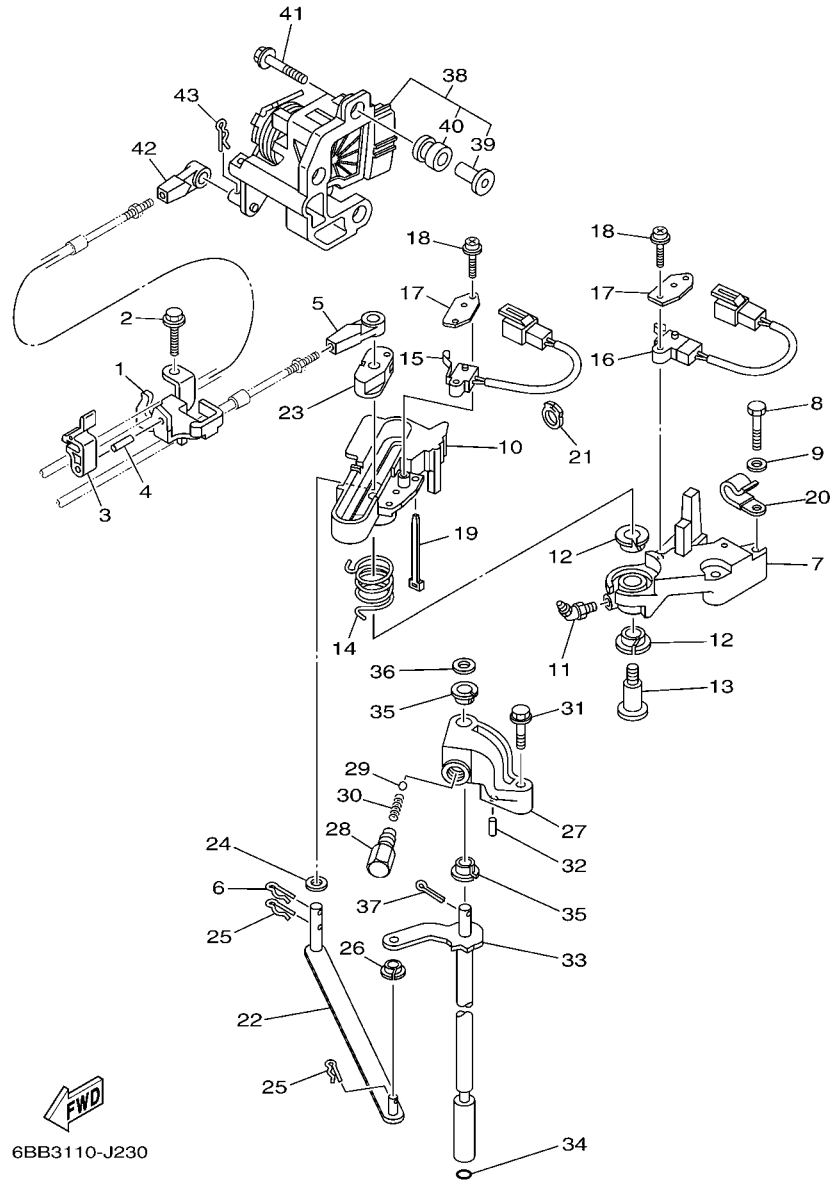


FIG. 23 CONTROL

CONTROL

REF. NO.	PART NO. CODIGO N°	DESCRIPTION DESCRIPCION	6F27	6F37	REMARKS OBSERVACIONES
28	648-42715-00	BUSHING BUJE	1	1	
29	93501-04M02	BALL BOLA	1	1	
30	90501-12082	SPRING, COMPRESSION RESORTE DE COMPRESION	1	1	
31	97575-06535	BOLT, WITH WASHER PERNO CON ARANDELA	1	1	
32	91690-30010	PIN, SPRING PASADOR DE RESORTE	1	1	
33	69J-44120-00	HANDLE GEAR SHIFT ASSY MANIJA DE CAMBIO COMPL	1	1	X(25.3") X(25.3")
34	93210-09165	O-RING ANILLO O	1	1	
35	90386-90M90	BUSH BUJE	2	2	
36	90201-09M02	WASHER, PLATE ARANDELA PLANA	1	1	
37	91490-20015	PIN, COTTER CHAVETA	1	1	
38	6P2-8A410-00	SENSOR UNIT UNIDAD DE SENSOR	1	1	
39	6P2-44139-00	.COLLAR .COLLAR	3	3	
40	6P2-41273-00	.GROMMET .TAPON PROTECTOR	3	3	
41	90119-06126	BOLT, WITH WASHER TORNILLO CON ARANDELA	3	3	
42	6E5-48344-00	CABLE END, REMOTE CONTROL BASE CONTROL	1	1	
43	90468-18008	CLIP PRESILLA	1	1	

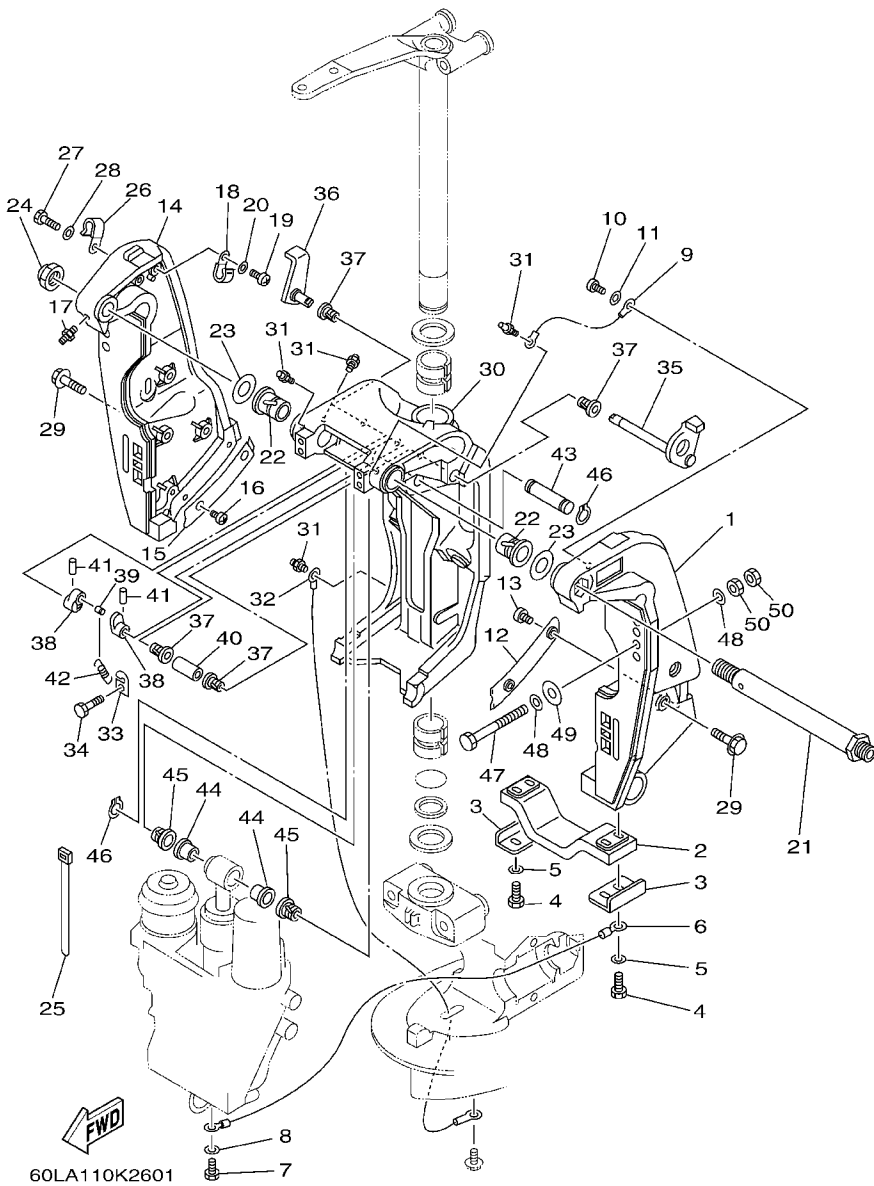


FIG. 24 BRACKET 1

SOPORTE 1

REF. NO.	PART NO. CODIGO Nº	DESCRIPTION DESCRIPCION	6F27	6F37	REMARKS OBSERVACIONES
1	69J-43111-01-8D	BRACKET, CLAMP 1 SOPORTE DE LA ABRAZADERA 1	1	1	
2	6G5-45251-02	ANODE CATODE	1	1	
3	6G5-44526-00	PLATE PLACA 1	2	2	
4	97095-06025	BOLT PERNO	4	4	
5	92995-06600	WASHER ARANDELA	4	4	
6	6H1-82148-00	WIRE, LEAD 4 CABLE CONDUCTOR 4	1	1	
7	97095-06010	BOLT PERNO	1	1	
8	92995-06600	WASHER ARANDELA	1	1	
9	6E5-82148-00	WIRE, LEAD 4 CABLE CONDUCTOR 4	1	1	
10	97885-06012	SCREW, PAN HEAD TORNILLO A MUESCA	1	1	
11	92995-06600	WASHER ARANDELA	1	1	
12	61A-43132-00	WASHER, FRICTION ARANDELA DE FRICCION	1	1	
13	97885-06010	SCREW, PAN HEAD TORNILLO A MUESCA	2	2	
14	69J-43112-01-8D	BRACKET, CLAMP 2 SOPORTE DE LA ABRAZADERA 2	1	1	
15	61A-43133-00	WASHER, FRICTION RONDANA	1	1	
16	97885-06010	SCREW, PAN HEAD TORNILLO A MUESCA	2	2	
17	93700-06M03	NIPPLE, GREASE BOQUILLA DE ENGRASAR	1	1	
18	90465-08M83	CLAMP BRIDA	1	1	
19	97885-06012	SCREW, PAN HEAD TORNILLO A MUESCA	1	1	
20	92995-06600	WASHER ARANDELA	1	1	
21	6R3-43131-00	BOLT, CLAMP BRACKET TORNILLO DE ABRAZADERA DEL SOP	1	1	
22	90386-25M31	BUSH BUJE	2	2	
23	90201-26M59	WASHER, PLATE ARANDELA PLANA	2	2	
24	90185-22M11	NUT, SELF-LOCKING TUERCA AUTOBLOCANTE	1	1	
25	90465-11M10	CLAMP BRIDA	4	4	
26	90465-08M83	CLAMP BRIDA	1	1	
27	97095-06014	BOLT PERNO	1	1	

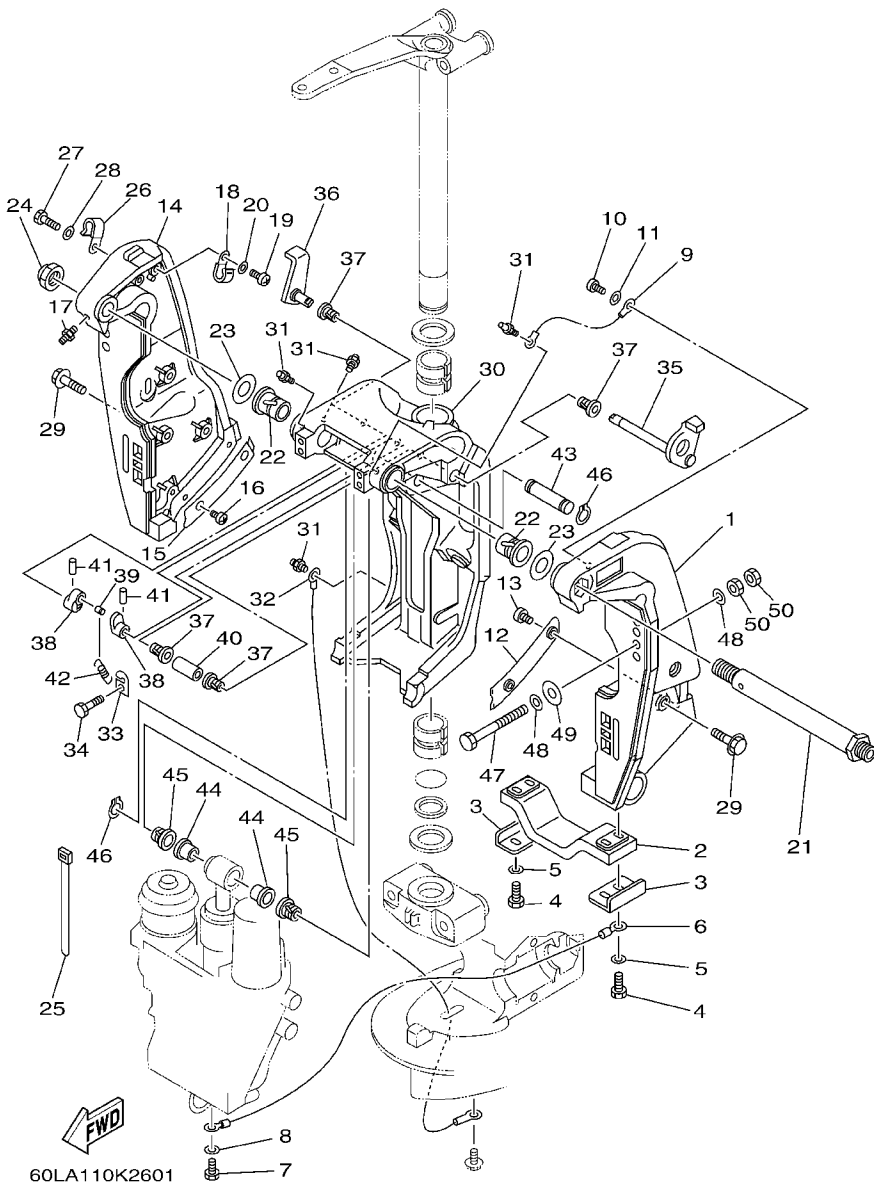


FIG. 24 BRACKET 1

SOPORTE 1

REF. NO.	PART NO. CODIGO Nº	DESCRIPTION DESCRIPCION	6F27	6F37	REMARKS OBSERVACIONES
28	92995-06600	WASHER ARANDELA	1	1	
29	90119-10024	BOLT, WITH WASHER TORNILLO CON ARANDELA	8	8	
30	61A-43311-21-8D	BRACKET, SWIVEL 1 SOPORTE GIRATORIO 1	1	1	
31	93700-06M03	NIPPLE, GREASE BOQUILLA DE ENGRASAR	5	5	
32	69J-82147-00	WIRE, LEAD 5 CABLE CONDUCTOR 5	1	1	
33	6G5-43144-00	HOOK, SPRING GANCHO	1	1	
34	97095-06010	BOLT PERNO	1	1	
35	61A-43181-01	LEVER, TILT STOP 1 PALANCA TOPE INCLINACION 1	1	1	
36	6G5-43185-02	LEVER, TILT STOP 2 PALANCA TOPE INCLINACION 2	1	1	
37	90386-10M16	BUSH BUJE	4	4	
38	6G5-43148-00	COLLAR, DISTANCE COLLAR	2	2	
39	90249-06M19	PIN PASADOR	1	1	
40	90387-10M05	COLLAR ESPACIADOR	1	1	
41	91690-30020	PIN, SPRING PASADOR DE RESORTE	2	2	
42	90506-16003	SPRING, TENSION RESORTE DE TENSION	1	1	
43	6E5-43126-10	PIN, UPPER SHOCK MOUNT PASADOR DE AMORTIGUADOR SUPERIOR	1	1	Go to P/N:PE0-OM-110019
44	90386-18M63	BUSH BUJE	2	2	
45	90386-18M14	BUSH BUJE	2	2	
46	93410-18M02	CIRCLIP SEGURO	2	2	Go to P/N:PE0-OM-110019
47	90101-12M05	BOLT (L:130MM) TORNILLO (L:130MM)	4	4	UR FOR CAR
	90101-12M05	BOLT (L:130MM) TORNILLO (L:130MM)	2	2	UR FOR BRA
	90101-12M77	BOLT (L:150MM) TORNILLO (L:150MM)	2	2	UR FOR BRA
48	90201-13M01	WASHER, PLATE ARANDELA PLANA	8	8	UR FOR BRA
49	90201-12M05	WASHER, PLATE ARANDELA PLANA	4	4	UR FOR BRA
50	95380-12600	NUT TUERCA	8	8	

PARTS NEWS

News No. PE0-OM-110019

Date: May 16, 2011

Signature: S. Ishibashi

Cause : Revision Notice Correction Sales Unit Change Others

Model	F250TR, F250AET (6P27) / LF250TR, FL250AET (6P37)
Subject	PARTS CATALOGUE CORRECTIONS
CATALOGUE NO.	1K6P2-110E1 / 1K6P3-110E1 / 1K6P2-370E1 / 1K6P2-200S1 / 1K6P2-400E1
Time of YPEC Revision	Text, Illustration --> Jun./20/2011
	PDF Replace --> Jun./20/2011
(YPEC = Yamaha Parts Electrical Catalogue = Website parts catalogue)	

Applicable Engine Serial No.

MODEL NAME	MODEL CODE	Applicable Engine Serial No.
F250, F250A	6P27	6P2:1034832-
LF250, FL250A	6P37	6P3:1014277-

*1: Interchangeability

A	Old Parts	→	Old Parts
	New Parts	→	New Parts
B	Old Parts	→	Old Parts
	New Parts	→	New Parts
C	Old Parts	→	Old Parts
	New Parts	→	New Parts
	○ These parts are interchangeable with a set		

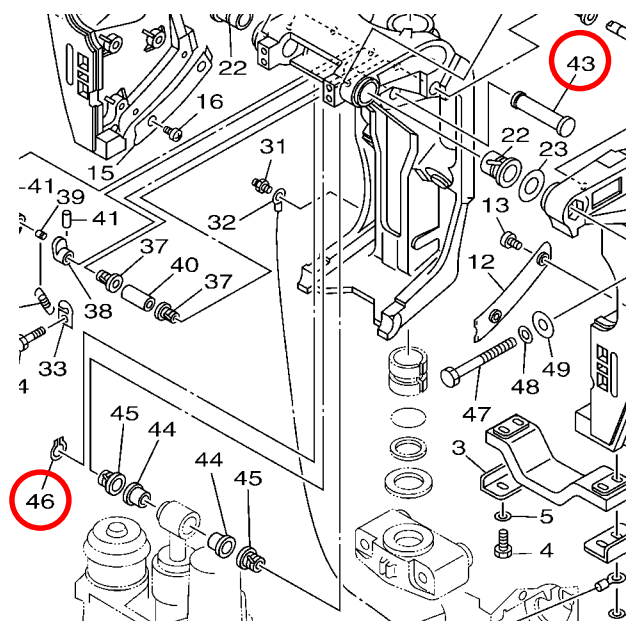
FIG.24 BRACKET 1

1. LIST CORRECTION

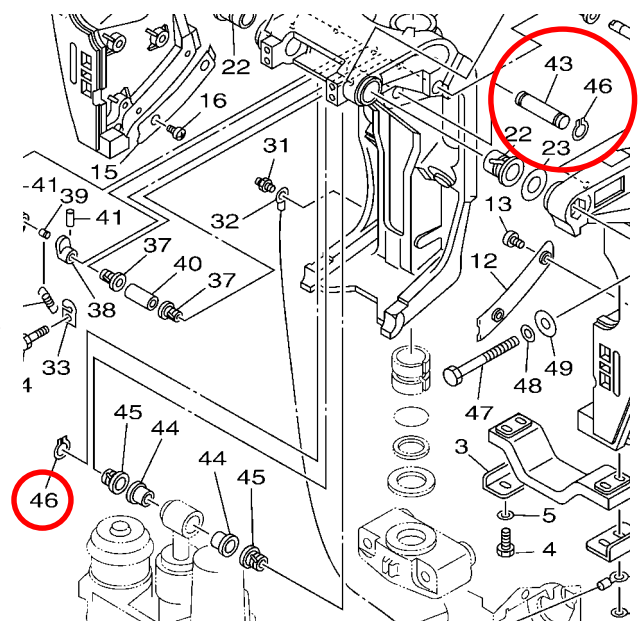
Fig. No.	Ref. No.	OLD P/No.	NEW P/No.	PART NAME	Q'TY	*Interchangeability	
						REMARKS	
24	43	6E5-43126-02	6E5-43126-10	PIN, UPPER SHOCK MOUNT	1	○	*Part number revision
	46	93410-18M02	-	CIRCLIP	1 --> 2	○	*Q'TY change

2. ILLUSTRATION CORRECTION

(OLD)



(NEW)



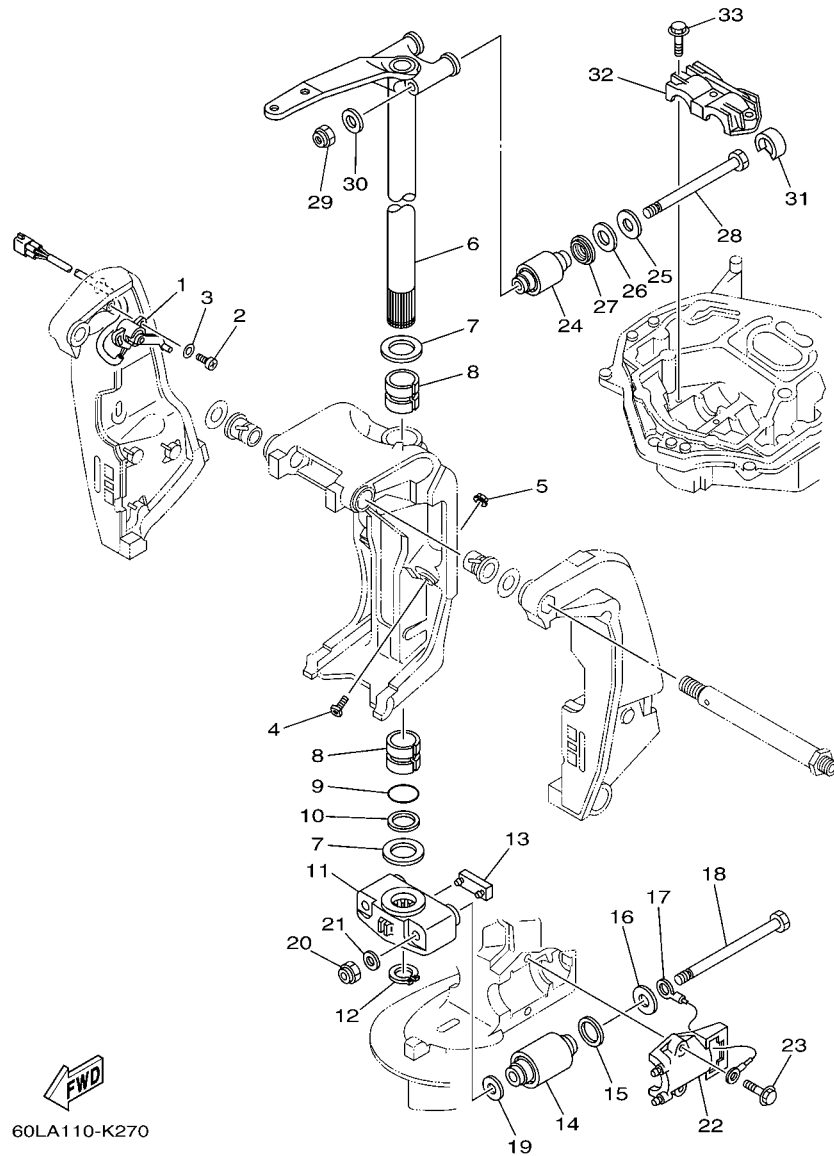
Thank you very much for your cooperation.

Parts
Manager
Check

Service
Manager
Check

Parts
Manager
File

YAMAHA MOTOR CO.,LTD
2500 Shingai Iwata Shizuoka 438-8501.Japan
Technical Publication Dept.



60LA110-K270

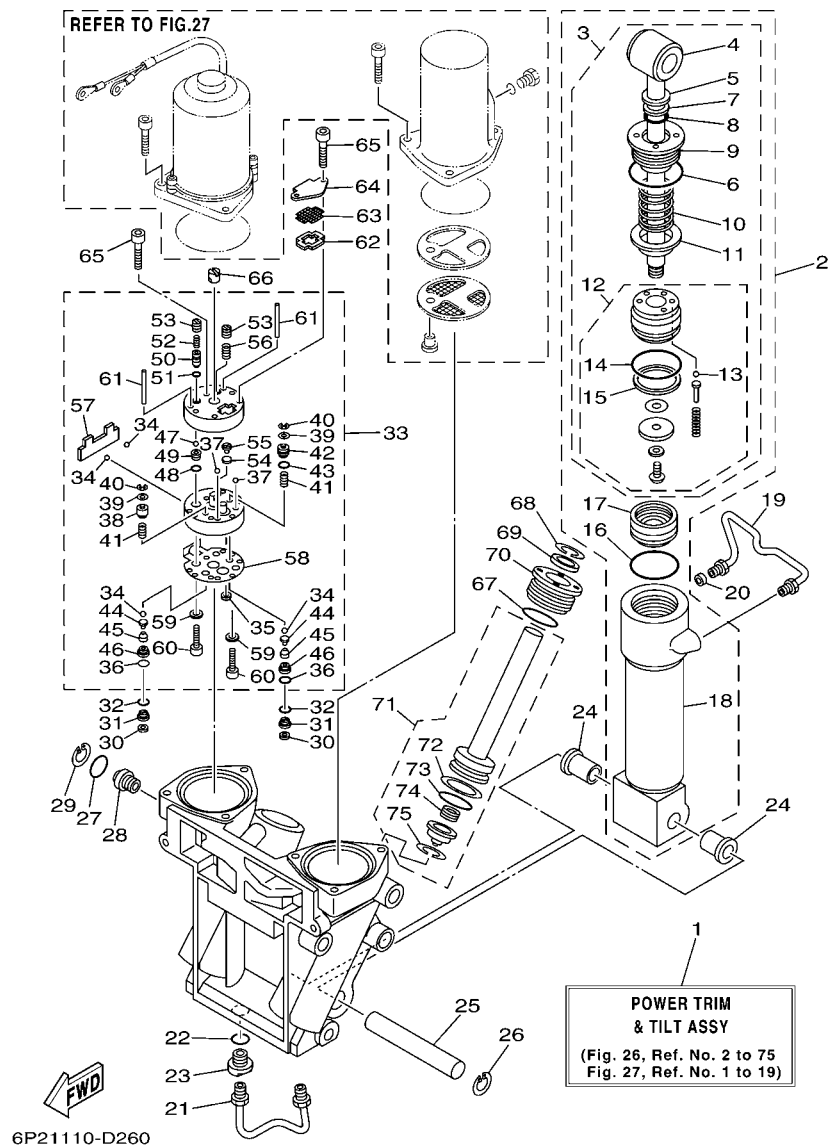
FIG. 25 BRACKET 2

SOPORTE 2

REF. NO.	PART NO. CODIGO Nº	DESCRIPTION DESCRIPCION	6F27	6F37	REMARKS OBSERVACIONES
1	69J-83672-11	TRIM SENDER TRANSMISOR DE INCLINADOR	1	1	
2	97885-06016	SCREW, PAN HEAD TORNILLO A MUESCA	2	2	
3	92995-06600	WASHER ARANDELA	2	2	
4	61A-43376-00	BOLT, THRUST RECEIVER TORNILLO RECEPTOR	2	2	
5	95780-10300	NUT, FLANGE TUERCA	2	2	
6	69J-42510-00-8D	STEERING BRACKET ASSY SOPORTE DIRECCION COMPL.	1	1	
7	90201-40M00	WASHER, PLATE ARANDELA PLANA	2	2	
8	90386-39M89	BUSH BUJE	2	2	
9	93210-35321	O-RING ANILLO O	1	1	
10	90202-40M47	WASHER, PLATE ARANDELA DE PLANA	1	1	
11	69J-44551-00-8D	HOUSING, LOWER MOUNT RUBBER 1 CAJA AMORTIGUADOR INFERIOR HU	1	1	
12	93410-37M04	CIRCLIP SEGURO	1	1	
13	61A-44575-00	DAMPER, LOWER MOUNT RUBBER AMORTIGUADOR INFERIOR	1	1	
14	60X-44555-00	MOUNT DAMPER, LOWER SIDE AMORTIGUADOR DE HULE LADO INFE	2	2	
15	90202-32M19	WASHER, PLATE ARANDELA DE PLANA	2	2	
16	90201-16016	WASHER, PLATE ARANDELA PLANA	2	2	
17	6E5-82149-00	WIRE, LEAD 3 CABLE CONDUCTOR 3	1	1	
18	90101-14002	BOLT TORNILLO	2	2	
19	90201-15M58	WASHER, PLATE ARANDELA PLANA	2	2	
20	90185-14M00	NUT, SELF-LOCKING TUERCA AUTOBLOCANTE	2	2	
21	92995-14600	WASHER ARANDELA	2	2	
22	61A-44552-01-CA	HOUSING, LOWER MOUNT RUBBER 2 CAJA AMORTIGUADOR INFERIOR HU	2	2	
23	90119-10024	BOLT, WITH WASHER TORNILLO CON ARANDELA	4	4	
24	69J-44514-00	MOUNT DAMPER, UPPER SIDE AMORTIGUADOR LADO SUPERIOR	2	2	
25	90201-16015	WASHER, PLATE ARANDELA PLANA	2	2	
26	90202-28M46	WASHER, PLATE ARANDELA DE PLANA	2	2	
27	69J-44532-00	STOPPER, UPPER MOUNT RETEN	2	2	

FIG. 26 POWER TRIM & TILT ASSY 1

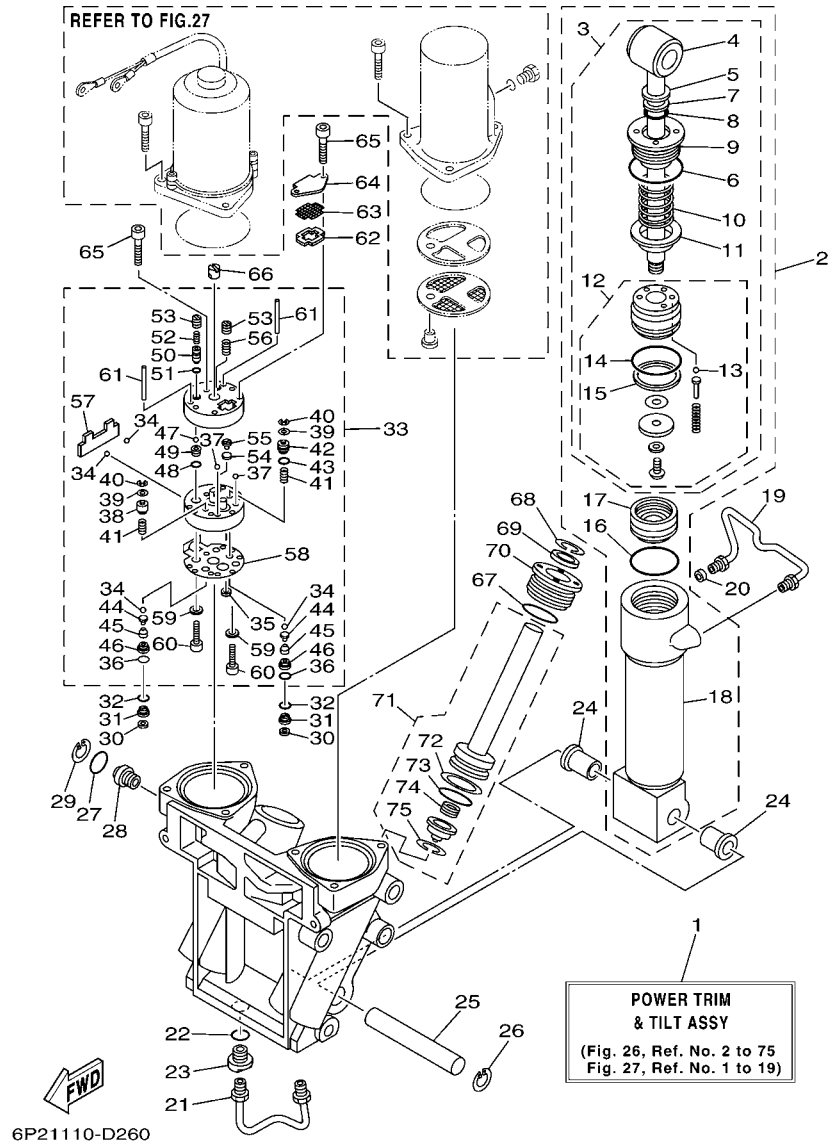
COMPONER Y PODER VARILLA 1



REF. NO.	PART NO. CODIGO Nº	DESCRIPTION DESCRIPCION	6P27	6P37	REMARKS OBSERVACIONES
1	69J-43800-04-8D	POWER TRIM & TILT ASSY ELEVADOR HIDRAULICO COMPL.	1	1	
2	6CE-43840-00	POWER TILT ASSY CONJUNTO COMPONER	1	1	
3	6CE-43810-00	.TILT PISTON SUB ASSY .ELEVADOR SUB-PISTON COMPL.	1	1	
4	69J-43801-01	..ROD ..VALILLA COMPL INCLINACION	1	1	
5	93106-19N50	..OIL SEAL ..SELLO ACEITE	1	1	
6	6H1-43861-00	..O-RING ..ANILLO EN O 1	1	1	
7	6H1-43872-00	..RING, BACK UP ..ANILLO	1	1	
8	61A-4389H-00	..O-RING ..ANILLO EN O	1	1	
9	61A-43811-00	..SCREW, CYLINDER END ..TORNILLO CILINDRO EXTREMO	1	1	
10	69J-4384H-00	..SPRING ..RESORTE	1	1	
11	69J-4382E-00	..ADAPTOR 2 ..ADAPTADOR 2	1	1	
12	6CE-4380P-00	..PISTON SUB ASSY ..SUB-PISTON COMPL	1	1	
13	93505-32038	..BALL ..BOLA	5	5	
14	61A-43861-00	...O-RING ...ANILLO EN O 1	1	1	
15	61A-43871-00	...RING, BACK UP ...ANILLO	1	1	
16	61A-43861-00	.O-RING .ANILLO EN O 1	1	1	
17	6H1-43814-00	.PISTON, FREE .PISTON LIBRE	1	1	
18	61A-43813-01	.CYLINDER, TILT .CILINDRO INCLINACION	1	1	
19	61A-43835-01	PIPE TUBO 3	1	1	
20	69J-4388J-00	PLUG 2 TAPON 2	1	1	
21	69J-43833-00	PIPE TUBO 1	1	1	
22	93210-17239	O-RING ANILLO O	1	1	
23	69J-4388E-01	BOLT ,SCREW PERNO	1	1	
24	90386-18M14	BUSH BUJE	2	2	
25	61A-43818-00	PIN, LOWER SHOCK MOUNT PASADOR AMORTIGUADOR INFERIOR	1	1	
26	61A-43876-00	RING, SNAP ANILLO	1	1	
27	93210-18397	O-RING ANILLO O	1	1	

FIG. 26 POWER TRIM & TILT ASSY 1

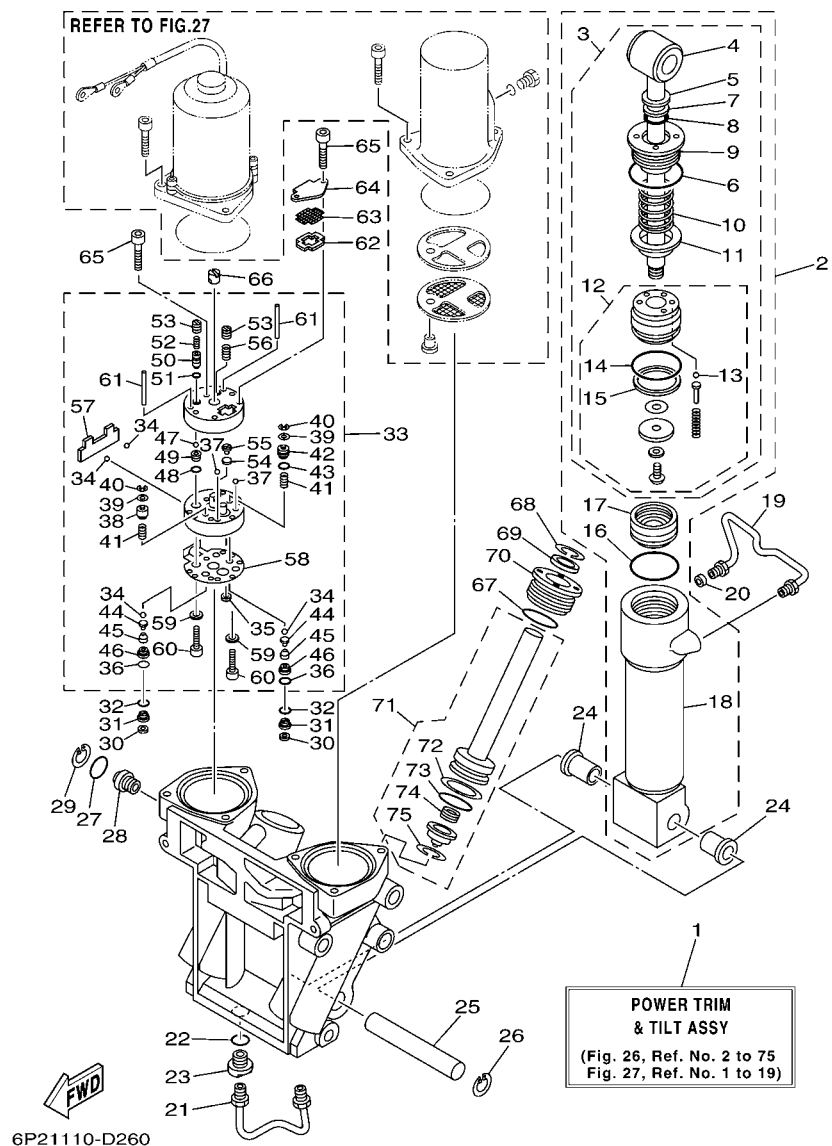
COMPONER Y PODER VARILLA 1



REF. NO.	PART NO. CODIGO N°	DESCRIPTION DESCRIPCION	6P27	6P37	REMARKS OBSERVACIONES
28	69J-43845-00	SCREW, MANUAL RELEASE TORNILLO DESCOPLIO MANUAL	1	1	
29	6H1-43875-00	RING, SNAP ANILLO	1	1	
30	69J-4381C-00	FILTER 3 FIELTRO 3	2	2	
31	69J-43899-01	PLATE STOPPER PLACA	2	2	
32	69J-4389J-00	O-RING ANILLO O	2	2	
33	69J-43830-01	GEAR PUMP ASSY ENGRANAJE BOMBA COMPL.	1	1	
34	93505-32038	.BALL .BOLA	4	4	
35	69J-4381C-00	.FILTER 3 .FIELTRO 3	1	1	
36	69J-4389J-00	.O-RING .ANILLO O	2	2	
37	93503-16003	.BALL .ESFERA	2	2	
38	6CJ-4384M-00	.PISTON, SHUTTLE 2 .PISTON 2	1	1	
39	69A-4384F-00	.SEAL, MAIN VALVE .ASIENTO	2	2	
40	99002-03600	.CLIP .PRESILLA REDONDA	2	2	
41	69J-43894-00	.SPRING, SHUTTLE RETURN .RESORTE	2	2	
42	6CJ-43841-00	.PISTON, SHUTTLE .PISTON	1	1	
43	6H1-43883-00	.O-RING .ANILLO EN O 10	1	1	
44	60V-4386A-00	.PIN, ABSORBER VALVE .PASADOR VALVULA ABSORBER	2	2	
45	69J-43853-00	.SPRING, MAIN VALVE .RESORTE	2	2	
46	6CJ-43893-00	.WASHER .RONDANA	2	2	
47	93501-08001	.BALL .BOLA	2	2	
48	93210-08391	.O-RING .ANILLO O	1	1	
49	69J-43851-00	.SEAT, RELIEF VALVE .ASIENTO VALVULA DE DESCARGA	1	1	
50	6CJ-43844-00	.PIN, VALVE SUPPORT .PASADOR VALVULA SOPORTE	1	1	
51	93210-064A5	.O-RING .ANILLO O	1	1	
52	69J-43855-00	.SPRING, UP RELIEF .RESORTE SEGURIDAD SUPERIOR	1	1	
53	6CJ-43843-00	.SCREW, VALVE LOCK .TORNILLO	2	2	
54	6H1-4384G-11	.SEAL, RELIEF VALVE .ASIENTO	1	1	

FIG. 26 POWER TRIM & TILT ASSY 1

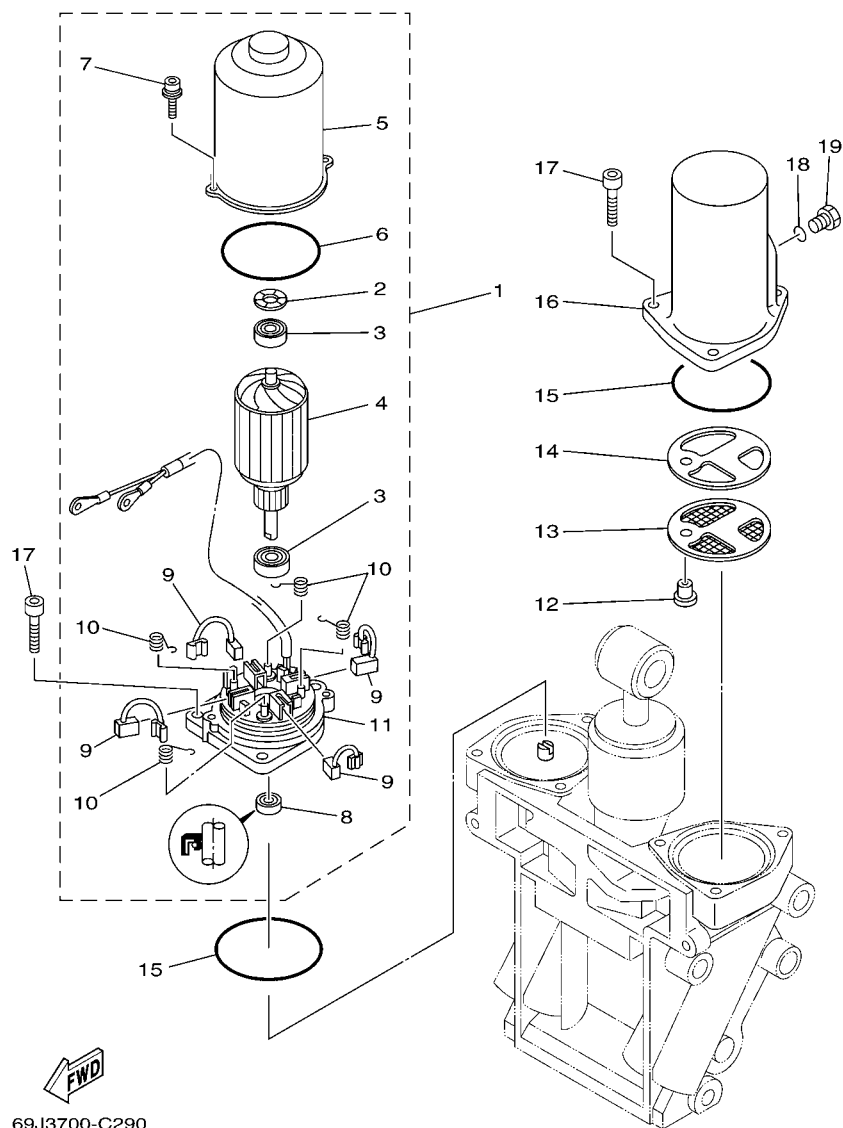
COMPONER Y PODER VARILLA 1



REF. NO.	PART NO. CODIGO N°	DESCRIPTION DESCRIPCION	6P27	6P37	REMARKS OBSERVACIONES
55	6H1-43844-10	.PIN, VALVE SUPPORT .PASADOR VALVULA SOPORTE	1	1	
56	6H1-43856-10	.SPRING, DOWN RELIEF .RESORTE SEGURIDAD	1	1	
57	69J-43854-00	.SPRING, MANUAL RELEASE .RESORTE DESCOPLO MANUAL	1	1	
58	69J-4384G-00	.SEAL, RELIEF VALVE .ASIENTO	1	1	
59	CS3-4387G-00	.WASHER .ARANDELA	2	2	
60	91318-05025	.BOLT .TORNILLO	2	2	
61	93604-35236	.PIN, DOWEL .PASADOR DE CLAVIJA	2	2	
62	69J-43871-00	RING, BACK UP ANILLO	1	1	
63	69J-43816-00	FILTER 1 FILTRO 1	1	1	
64	69J-4381J-00	PLATE PLACA	1	1	
65	91318-05040	BOLT TORNILLO	3	3	
66	69J-43831-00	CONNECTOR, SHAFT CONEXION EJE	1	1	
67	61A-43861-00	O-RING ANILLO EN O 1	2	2	
68	6T4-43875-01	RING, SNAP ANILLO	2	2	
69	61A-43822-00	SEAL, TRIM DUST SELLO DE POLVO	2	2	
70	61A-43821-00	SCREW, TRIM CYLINDER END TORNILLO CILINDURO EXTREMO	2	2	
71	69J-43820-00	TRIM PISTON SUB ASSY ELEVADOR PISTON COMPL.	2	2	
72	61A-43874-00	.RING, BACK UP .ANILLO	1	1	
73	61A-43864-00	.O-RING .ANILLO EN O 4	1	1	
74	61A-4384H-10	.SPRING .RESORTE	1	1	
75	61A-43875-10	.RING, SNAP .ANILLO	1	1	

FIG. 27 POWER TRIM & TILT ASSY 2

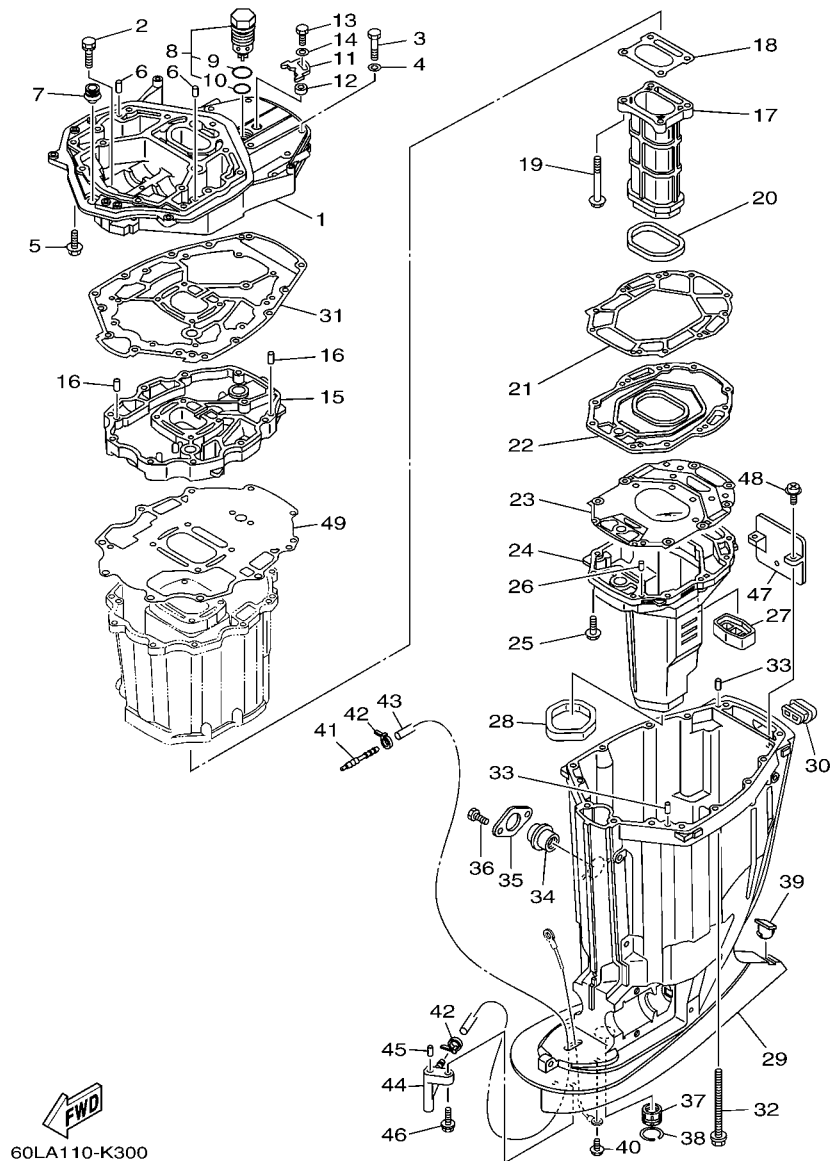
COMPONER Y PODER VARILLA 2



REF. NO.	PART NO. CODIGO N°	DESCRIPTION DESCRIPCION	6F27	6F37		REMARKS OBSERVACIONES
1	69J-43880-01	MOTOR ASSY MOTOR COMPL.	1	1		
2	90206-14N50	.WASHER, WAVE .ARANDELA ONDULADA	1	1		
3	93399-999T6	.BEARING .COJINETE	2	2		
4	69J-43805-00	.ARMATURE ASSY .INDUCIDO COMPL.	1	1		
5	69J-43804-00	.STATOR ASSY .ESTATOR COMPL	1	1		
6	69J-43861-00	.O-RING .ANILLO EN O 1	1	1		
7	69J-43886-00	.BOLT .TORNILLO	2	2		
8	69J-43882-00	.OIL SEAL .SELLO ACEITE	1	1		
9	69J-43891-00	.BRUSH 1 .ESCOBILLA 1	4	4		
10	69J-4386K-00	.SPRING, BRUSH .RESORTE, ESCOBILLA	4	4		
11	69J-43881-01	.FRAME, END .CUADRO EXTERMO	1	1		
12	69J-4388H-00	PLUG TAPON	1	1		
13	69J-43817-00	FILTER 2 FILTRO 2	1	1		
14	69J-4388F-00	SPACER ESPACIADOR	1	1		
15	6H1-43869-00	O-RING ANILLO EN O 9	2	2		
16	69J-43828-00	BODY, RESERVOIR CUERPO DEPOSITO	1	1		
17	69J-43888-00	BOLT, SOCKET TORNILLO ENCASTRE	6	6		
18	93210-09165	O-RING ANILLO O	1	1		
19	6H1-43829-00	PLUG, RESERVOIR TAPON DEPOSITO	1	1		

FIG. 28 UPPER CASING

FUNDA SUPERIOR

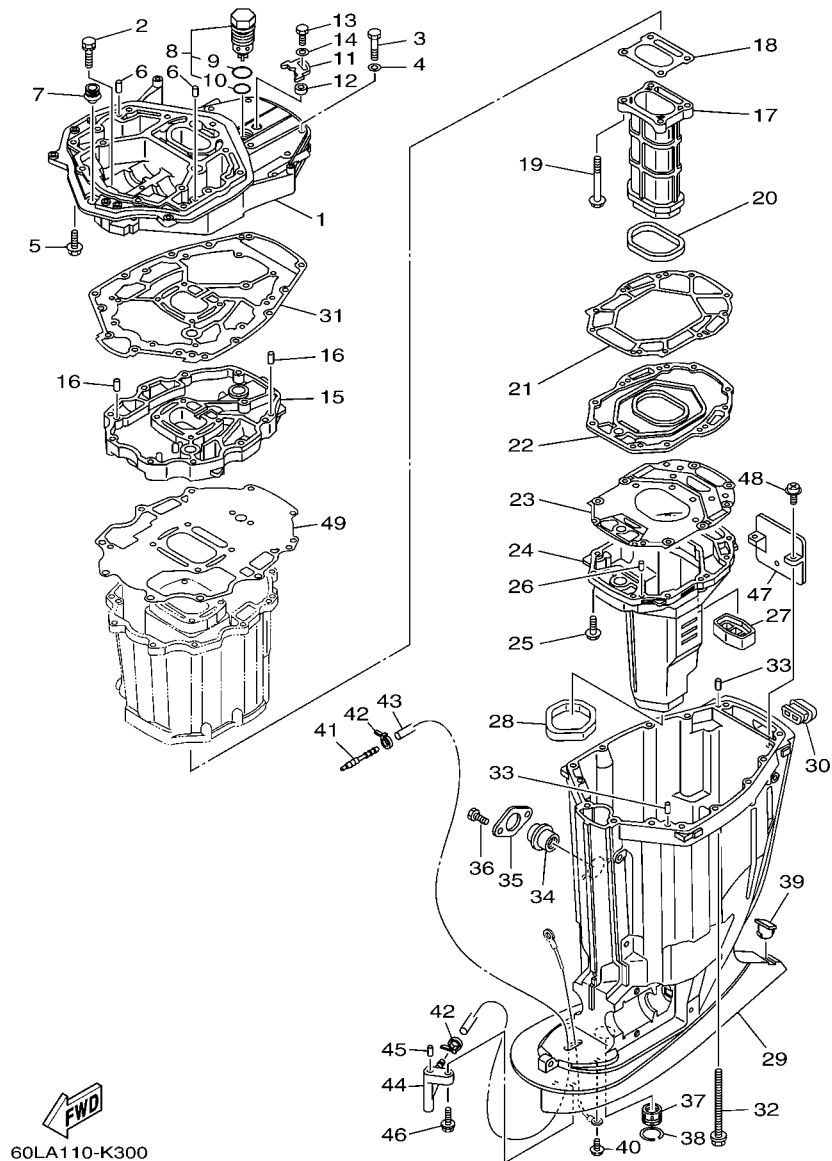


60LA110-K300

REF. NO.	PART NO. CODIGO Nº	DESCRIPTION DESCRIPCION	6F27	6F37	REMARKS OBSERVACIONES
1	69J-41137-10-CA	GUIDE, EXHAUST GUIA DE ESCAPE	1	1	
2	90119-08102	BOLT, WITH WASHER TORNILLO CON ARANDELA	2	2	
3	97075-10045	BOLT PERNO	7	7	
4	92995-10600	WASHER ARANDELA	7	7	
5	97575-10535	BOLT, WITH WASHER PERNO CON ARANDELA	7	7	
6	93608-16M16	PIN, DOWEL PASADOR DE CLAVIJA	2	2	
7	6E5-42724-00	GROMMET TAPON	1	1	
8	6AW-11371-10	PRESSURE CONTROL VALVE ASSY VALVULA, CONTROL DE PRESION	1	1	
9	93210-347A1	.O-RING .ANILLO O	1	1	
10	93210-28543	.O-RING .ANILLO O	1	1	
11	69J-12233-00	PLATE, GUIDE STOPPER 1 PLACA DE TOPE DE GUIA 1	1	1	
12	90387-06037	COLLAR ESPACIADOR	1	1	
13	97095-06020	BOLT PERNO	1	1	
14	92995-06600	WASHER ARANDELA	1	1	
15	69J-41131-11-CA	MANIFOLD, EXT. 1 TUBO MULTIPLE DE ESCAPE	1	1	
16	93608-16M16	PIN, DOWEL PASADOR DE CLAVIJA	2	2	
17	69J-41132-20-9S	MANIFOLD, EXHAUST TUBO MULTIPLE DE ESCAPE	1	1	
18	6P2-41134-00	GASKET, EXHAUST MANIFOLD EMPAQUE	1	1	
19	97575-08590	BOLT, WITH WASHER PERNO CON ARANDELA	4	4	
20	69J-41138-00	SEAL, EXT. 1 SELLO, ESCAPE 1	1	1	
21	69J-41135-A0	GASKET, EXHAUST MANIFOLD EMPAQUE	1	1	
22	69J-45181-10-9S	PLATE PLACA	1	1	
23	6S1-41136-00	GASKET, EXHAUST MANIFOLD 4 EMPAQUE	1	1	
24	69J-14711-20-9S	MUFFLER 1 SILENCIADOR 1	1	1	
25	97575-08535	BOLT, WITH WASHER PERNO CON ARANDELA	10	10	
26	93606-19M23	PIN, DOWEL PASADOR DE CLAVIJA	2	2	
27	69J-45127-00	SEAL SELLO DE GOMA	1	1	

FIG. 28 UPPER CASING

FUNDA SUPERIOR



60LA110-K300

REF. NO.	PART NO. CODIGO Nº	DESCRIPTION DESCRIPCION	6F27	6F37	REMARKS OBSERVACIONES
28	69J-45123-00	GASKET, MUFFLER EMPAQUE SILENCIADOR	1	1	
29	69J-45111-10-8D	CASING, UPPER CAJA SUPERIOR	1	1	
30	69J-42769-00	SEAL, RUBBER SELLO DE GOMA	1	1	
31	69J-45113-20	GASKET, UPPER CASING EMPAQUE	1	1	
32	90119-10007	BOLT, WITH WASHER TORNILLO CON ARANDELA	6	6	
33	93608-16M16	PIN, DOWEL PASADOR DE CLAVIJA	2	2	
34	69J-15316-00	DAMPER 1 AMORTIGUADOR 1	1	1	
35	69J-45152-10	COVER, UPPER CASING 2 CUBIERTA FUNDA SUPERIOR 2	1	1	
36	97095-06014	BOLT PERNO	2	2	
37	69J-45318-01	BUSHING, DRIVE SHAFT BUJE, EJE DE MANDO	1	1	
38	93420-36M01	CIRCLIP SEGURO	1	1	
39	61A-45155-00	CAP TAPA	1	1	
40	95895-06010	BOLT, FLANGE TORNILLO DE REBORDE	1	1	
41	6E5-83558-00	END, NIPPLE EXTREMO DE NIPLE	1	1	
42	90465-11M10	CLAMP BRIDA	2	2	
43	90445-07010	HOSE (L1330) TUBO (L1330)	1	1	X(25.3") X(25.3")
44	61A-45378-00	NIPPLE, HOSE NIPLE MANGUERA	1	1	
45	93606-12019	PIN, DOWEL PASADOR DE CLAVIJA	1	1	
46	90119-06M17	BOLT, WITH WASHER TORNILLO CON ARANDELA	1	1	
47	69J-14624-01	COVER, EXHAUST CUBIERTA ESCAPE	1	1	
48	97980-06216	SCREW, WITH WASHER TORNILLO, CON ARANDELA	2	2	
49	69J-15312-01	GASKET, OIL PAN EMPAQ BANDEJA DE ACEITE	1	1	

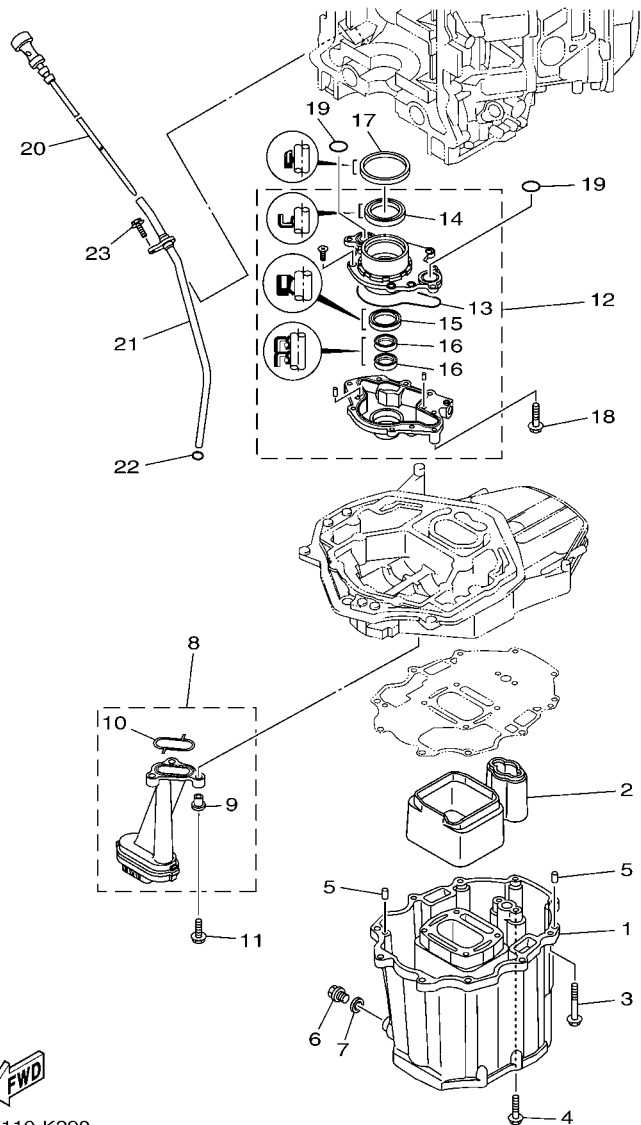


FIG. 29 OIL PAN

OIL PAN

REF. NO.	PART NO. CODIGO Nº	DESCRIPTION DESCRIPCION	6P27	6P37	REMARKS OBSERVACIONES
1	69J-15311-00-CA	OIL PAN BANDEJA DE ACEITE	1	1	
2	69J-15761-00	SEAL, RUBBER 1 SELLO DE GOMA 1	1	1	
3	97575-08560	BOLT, WITH WASHER PERNO CON ARANDELA	10	10	
4	97575-08535	BOLT, WITH WASHER PERNO CON ARANDELA	2	2	
5	93608-16M16	PIN, DOWEL PASADOR DE CLAVIJA	2	2	
6	90340-14M06	PLUG, STRAIGHT SCREW TORNILLO, DE DRENAJE	1	1	
7	90430-14M09	GASKET JUNTA	1	1	
8	69J-13411-00	STRAINER, OIL FILTRO DE ACEITE	1	1	
9	90387-06263	.COLLAR .ESPACIADOR	3	3	
10	69J-13415-00	.SEAL, OIL STRAINER .SELLO COLADOR ACEITE	1	1	
11	95812-06025	BOLT, FLANGE TORNILLO DE REBORDE	3	3	
12	69J-13300-02	OIL PUMP ASSY BOMBA DE ACEITE COMPLETA	1	1	
13	69J-13329-00	.GASKET, PUMP COVER .EMPAQUE TAPA DE BOMBA	1	1	
14	69J-13338-00	.OIL SEAL .SELLO ACEITE	1	1	
15	6AW-13119-00	.OIL SEAL .SELLO ACEITE	1	1	
16	69J-13631-00	.OIL SEAL .SELLO ACEITE	2	2	
17	69J-11355-00	SEAL, CYLINDER 1 RETEN ACEITE CILINDRO 1	1	1	
18	97575-06540	BOLT, WITH WASHER PERNO CON ARANDELA	4	4	
19	93210-25552	O-RING ANILLO O	2	2	
20	6P2-15362-10	PLUG, OIL LEVEL TAPON DEL NIVEL DE ACEITE	1	1	
21	6P2-15377-10	GUIDE, INLET GUIA DE ENTRADA	1	1	
22	93210-19MJ3	O-RING ANILLO O	1	1	
23	95895-06016	BOLT, FLANGE TORNILLO DE REBORDE	1	1	

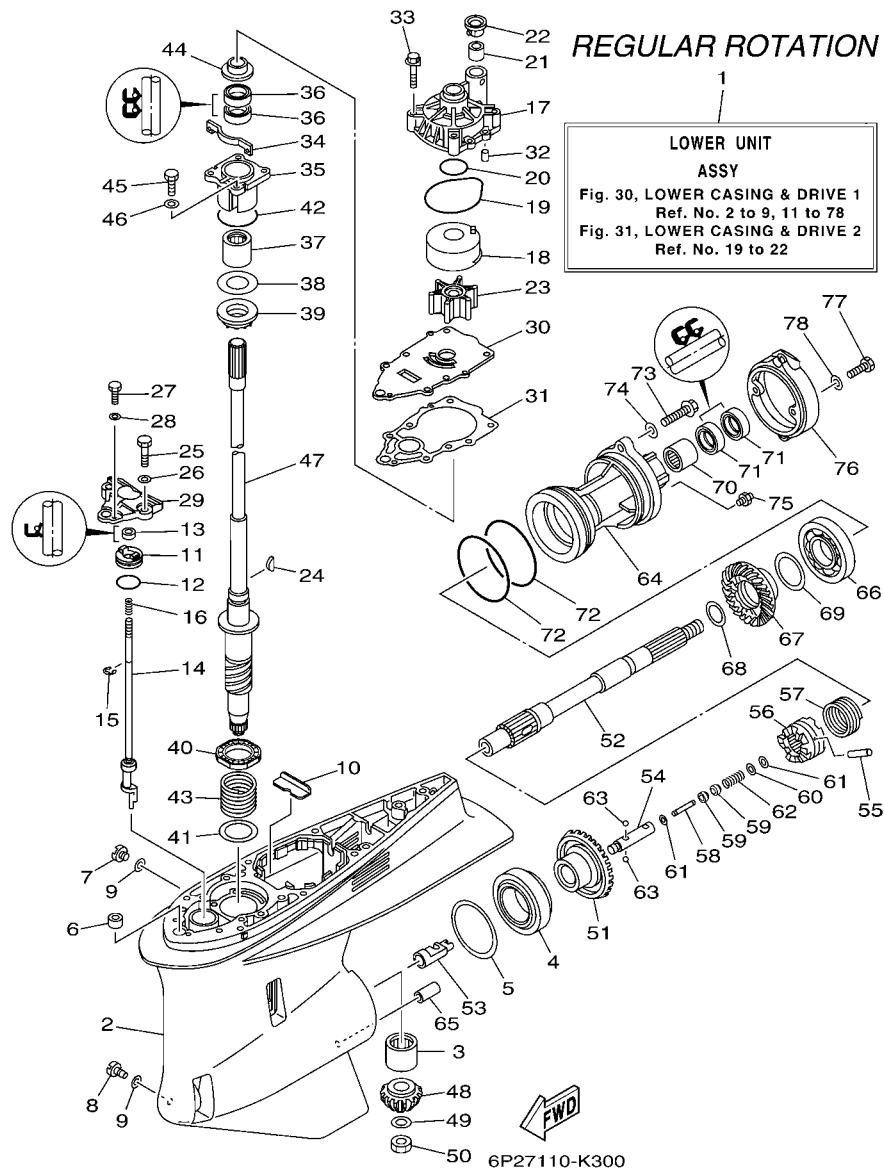


FIG. 30 LOWER CASING & DRIVE 1 IMPULSOR E INFERIOR 1

REF. NO.	PART NO. CODIGO Nº	DESCRIPTION DESCRIPCION	6P27	6P37	REMARKS OBSERVACIONES
1	6P2-45300-40-8D	LOWER UNIT ASSY CONJUNTO UNIDAD INFERIOR	1		X(25.3"),RH X(25.3"),RH
2	6P2-45301-10-8D	CASING, LOWER FUNDA INFERIOR COMPLETA	1		
3	93311-83280	BEARING COJINETE DE RODILLOS	1		
4	93332-000W1	BEARING COJINETE	1		
5	61A-45567-00	SHIM (T:0.10MM) LAINA (T:0.10MM)	1		UR UR
61A-45567-10	SHIM (T:0.12MM) LAINA (T:0.12MM)	1		UR UR	
61A-45567-20	SHIM (T:0.15MM) LAINA (T:0.15MM)	1		UR UR	
61A-45567-30	SHIM (T:0.18MM) LAINA (T:0.18MM)	1		UR UR	
61A-45567-40	SHIM (T:0.30MM) LAINA (T:0.30MM)	1		UR UR	
61A-45567-50	SHIM (T:0.40MM) LAINA (T:0.40MM)	1		UR UR	
61A-45567-60	SHIM (T:0.50MM) LAINA (T:0.50MM)	1		UR UR	
6	663-44366-00	DAMPER, WATER SEAL 2 GOMA DEL SELLO DE AGUA 2	1		
7	90340-08002	PLUG, STRAIGHT SCREW TORNILLO, DE DRENAJE	1		
8	688-45341-10	PLUG, DRAIN TAPON, DREN	1		
9	90430-08020	GASKET JUNTA	2		
10	61A-45376-00	GUIDE, SEAL DAMPER GUIA DE SELLO GOMA	1		
11	65N-45321-00	PLATE PLACA	1		
12	93210-33M49	O-RING ANILLO O	1		
13	93106-09014	OIL SEAL SELLO ACEITE	1		
14	6P2-44150-00	SHIFT CAM ASSY CONJUNTO EJE LEVA COMPL.	1		
15	99001-08600	CIRCLIP PRESILLA REDONDA	1		
16	90501-11M10	SPRING, COMPRESSION RESORTE DE COMPRESION	1		
17	61A-44311-01	HOUSING, WATER PUMP CAJA BOMBA DE AGUA	1		
18	61A-44322-02	INSERT, CARTRIDGE CARTUCHO	1		
19	93210-86M38	O-RING ANILLO O	1		
20	93210-37160	O-RING ANILLO O	1		
21	6E5-44365-00	DAMPER, WATER SEAL 1 HULE DE SELLO DE AGUA 1	1		

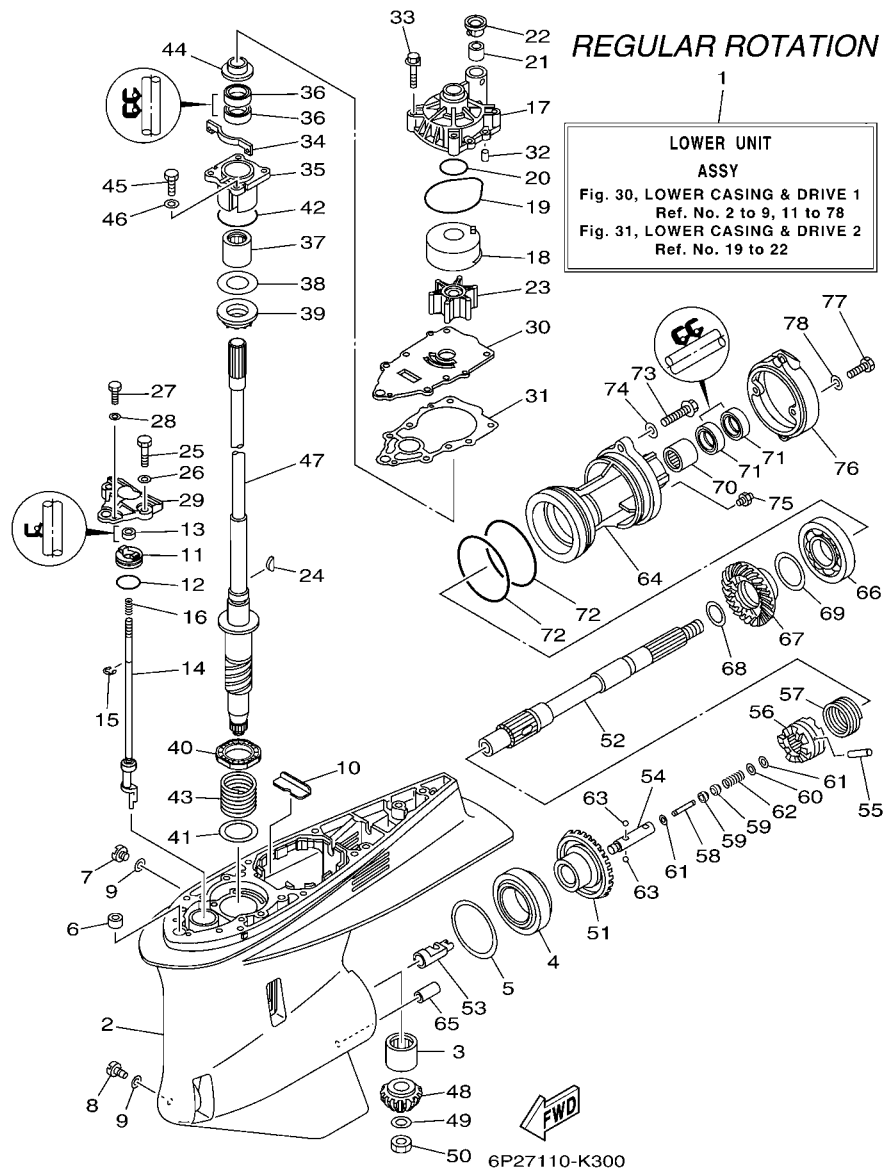


FIG. 30 LOWER CASING & DRIVE 1 IMPULSOR E INFERIOR 1

REF. NO.	PART NO. CODIGO Nº	DESCRIPTION DESCRIPCION	6F27	6F37	REMARKS OBSERVACIONES
22	6E5-44312-00	COVER, WATER PUMP HOUSING CUBIERTA CAJA BOMBA DE AGUA	1		
23	6E5-44352-01	IMPELLER IMPULSOR	1		
24	90280-04M05	KEY, WOODRUFF CUNA WOODRUFF	1		
25	97095-08030	BOLT PERNO	2		
26	92995-08600	WASHER ARANDELA	2		
27	97095-06016	BOLT PERNO	1		
28	92995-06600	WASHER ARANDELA	1		
29	60X-44312-00	COVER, WATER PUMP HOUSING CUBIERTA CAJA BOMBA DE AGUA	1		
30	6P2-44323-00	OUTER PLATE, CARTRIDGE PLACA EXTERIOR DEL CARTUCHO	1		
31	60X-44315-A0	GASKET, WATER PUMP EMPAQUE	1		
32	93606-12019	PIN, DOWEL PASADOR DE CLAVIJA	2		
33	90119-08M14	BOLT, WITH WASHER TORNILLO CON ARANDELA	4		
34	6P2-45723-00	PLATE, SEAL PLACA DE SELLO	1		
35	6P2-45331-00-9S	HOUSING, BEARING CAJA DE COJINETE	1		
36	93101-28M16	OIL SEAL SELLO ACEITE	2		
37	93317-330U2	BEARING COJINETE	1		
38	61A-45587-00	SHIM (T:0.10MM) LAINA (T:0.10MM)	1		UR
	61A-45587-10	SHIM (T:0.12MM) LAINA (T:0.12MM)	1		UR
	61A-45587-20	SHIM (T:0.15MM) LAINA (T:0.15MM)	1		UR
	61A-45587-30	SHIM (T:0.18MM) LAINA (T:0.18MM)	1		UR
	61A-45587-40	SHIM (T:0.30MM) LAINA (T:0.30MM)	1		UR
	61A-45587-50	SHIM (T:0.40MM) LAINA (T:0.40MM)	1		UR
	61A-45587-60	SHIM (T:0.50MM) LAINA (T:0.50MM)	1		UR
39	93341-930U9	BEARING COJINETES CON RODAMIENTOS	1		
40	93341-340I9	BEARING COJINETES CON RODAMIENTOS	1		
41	90201-420I4	WASHER, PLATE ARANDELA PLANA	1		
42	93210-55M14	O-RING ANILLO O	1		

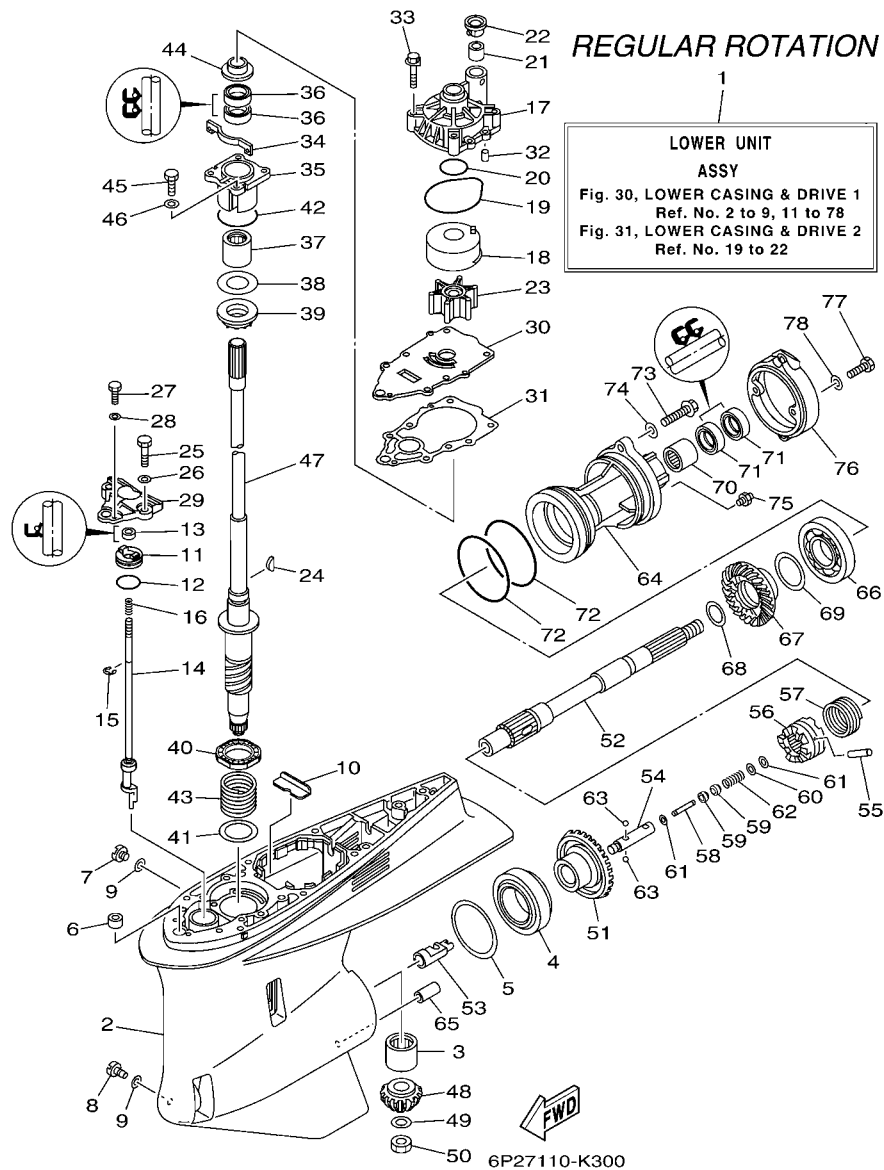


FIG. 30 LOWER CASING & DRIVE 1 IMPULSOR E INFERIOR 1

REF. NO.	PART NO. CODIGO Nº	DESCRIPTION DESCRIPCION	6P27	6P37	REMARKS OBSERVACIONES
43	90501-450A2	SPRING, COMPRESSION RESORTE DE COMPRESION	1		
44	6E5-45344-00	COVER, OIL SEAL CUBIERTA SELLO ACEITE	1		
45	97095-08025	BOLT PERNO	4		
46	92995-08600	WASHER ARANDELA	4		
47	6P2-45501-00	DRIVE SHAFT COMP. EJE DE MANDO COMPL.	1		X(25.3") X(25.3")
48	6P2-45551-01	PINION (15T) PINON (15T)	1		
49	90201-16M00	WASHER, PLATE ARANDELA PLANA	1		
50	90170-16M19	NUT TUERCA	1		
51	6P2-45560-00	GEAR 1 (30T) ENGRANAJE 1 (30T)	1		
52	69J-45611-00	SHAFT, PROPELLER EJE PROPUSOR	1		
53	61A-45641-02	SHIFTER CAMBIO	1		
54	61A-45634-01	SLIDE, SHIFT DESLIZADOR, CAMBIO	1		
55	61A-45632-00	PIN, CROSS PASADOR TRANSVERSAL	1		
56	69J-45631-00	CLUTCH, DOG EMBRAGUE DE GARRA	1		
57	61A-45633-00	RING, CROSS PIN ANILLO DE PASADOR	1		
58	6H1-45668-00	SHAFT, FREE 1 EJE 1	1		
59	61A-45635-00	PLUNGER, SHIFT EMBOLO DE CAMBIO	2		
60	90201-02M00	WASHER, PLATE ARANDELA PLANA	1		
61	90183-02M03	NUT, SPRING TUERCA DE RESORTE	2		
62	90501-10M77	SPRING, COMPRESSION RESORTE DE COMPRESION	1		
63	93501-04011	BALL BOLA	2		
64	6D0-45332-00-CA	HOUSING, BEARING CAJA BALERO 2	1		
65	99590-10114	PIN, DOWEL PASADOR, DE ESPIGA	1		
66	93306-210U0	BEARING COJINETE	1		
67	6P2-45571-00	GEAR 2 (30T) ENGRANAJE 2 (30T)	1		
68	6P2-45578-00	SHIM (T:1.80MM) LAINA (T:1.80MM)	1		UR UR
	6P2-45578-10	SHIM (T:1.90MM) LAINA (T:1.90MM)	1		UR UR

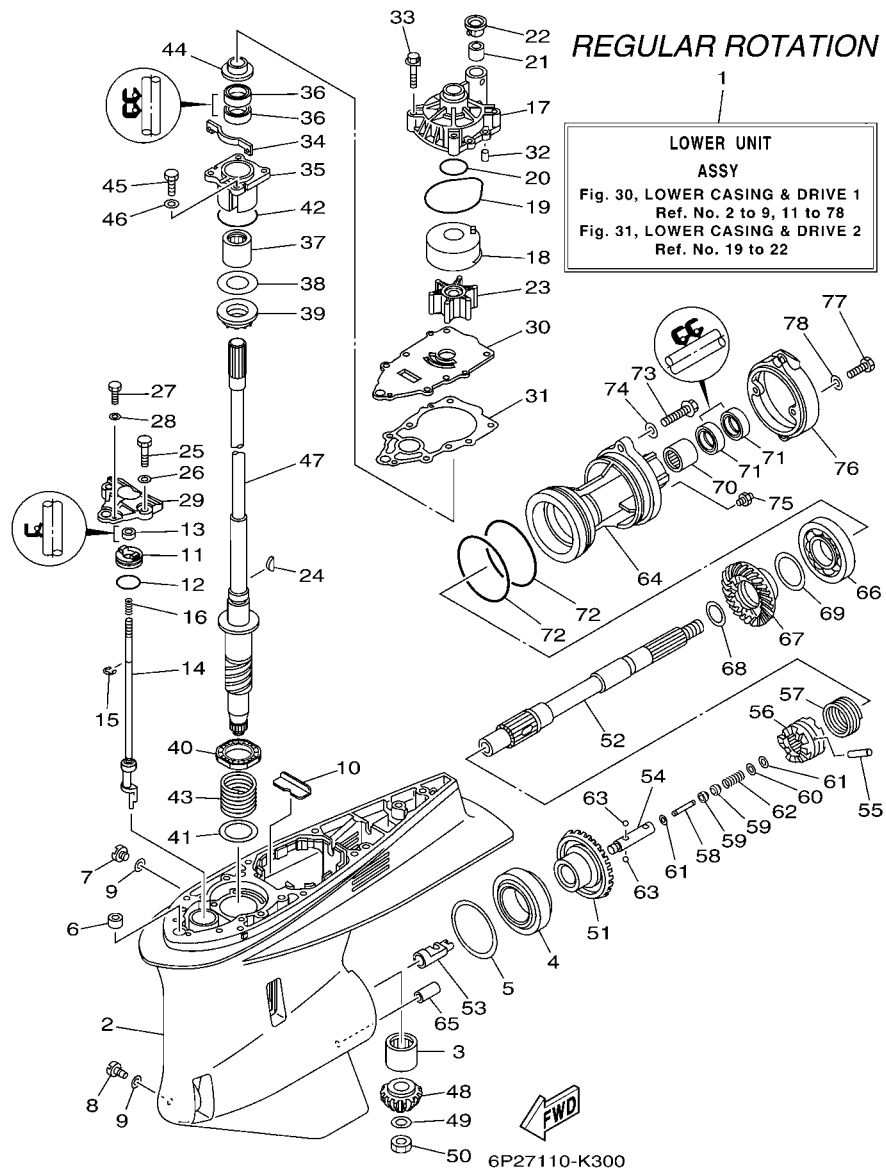
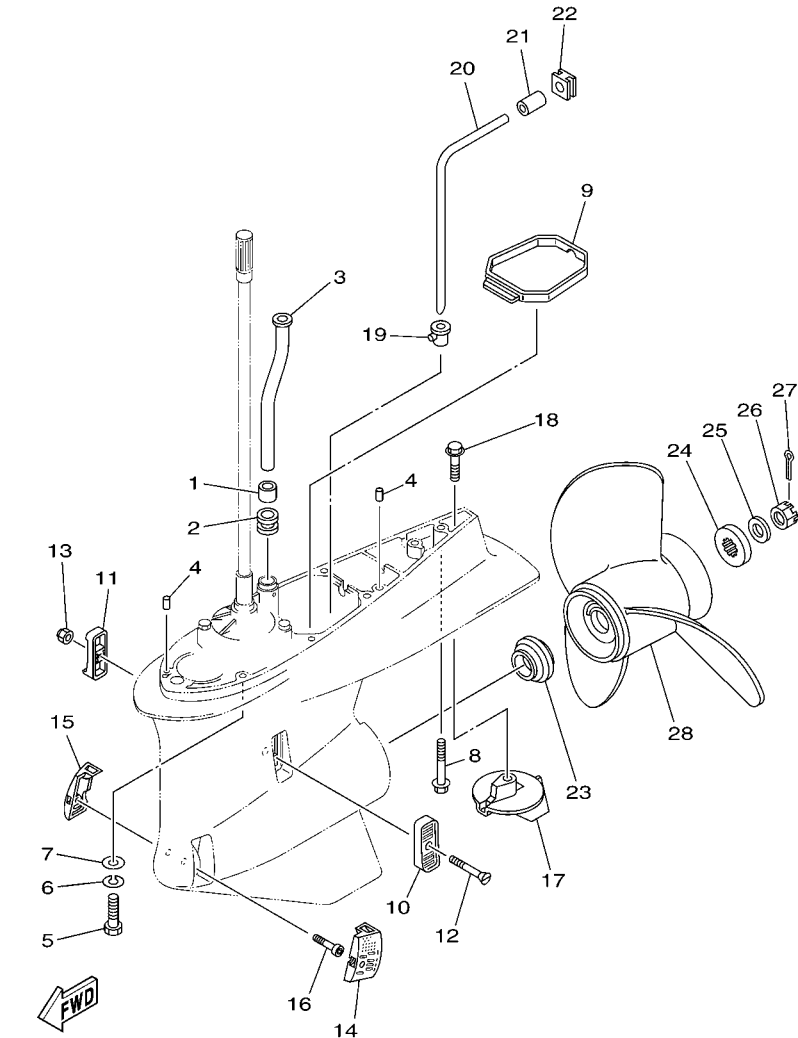


FIG. 30 LOWER CASING & DRIVE 1 IMPULSOR E INFERIOR 1

REF. NO.	PART NO. CODIGO Nº	DESCRIPTION DESCRIPCION	6P27	6P37	REMARKS OBSERVACIONES
68	6P2-45578-20	SHIM (T:2.00MM) LAINA (T:2.00MM)	1		UR UR
	6P2-45578-30	SHIM (T:2.10MM) LAINA (T:2.10MM)	1		UR UR
	6P2-45578-40	SHIM (T:2.20MM) LAINA (T:2.20MM)	1		UR UR
69	61A-45577-00	SHIM (T:0.10MM) LAINA (T:0.10MM)	1		UR UR
	61A-45577-10	SHIM (T:0.12MM) LAINA (:0.12MM)	1		UR UR
	61A-45577-20	SHIM (T:0.15MM) LAINA (T:0.15MM)	1		UR UR
	61A-45577-30	SHIM (T:0.18MM) LAINA (T:0.18MM)	1		UR UR
	61A-45577-40	SHIM (T:0.30MM) LAINA (T:0.30MM)	1		UR UR
	61A-45577-50	SHIM (T:0.40MM) LAINA (T:0.40MM)	1		UR UR
	61A-45577-60	SHIM (T:0.50MM) LAINA (T:0.50MM)	1		UR UR
70	93315-43064	BEARING COJINETE DE RODILLOS	1		
71	93101-30002	OIL SEAL SELLO ACEITE	2		
72	93211-04384	O-RING ANILLO O	2		
73	90105-08049	BOLT, FLANGE TORNILLO	2		
74	90201-08023	WASHER, PLATE ARANDELA PLANA	2		
75	93700-09M00	NIPPLE, GREASE BOQUILLA DE ENGRASAR	1		
76	6D0-45361-00-8D	CAP, LOWER CASING FUNDA INFERIOR	1		
77	97095-08020	BOLT PERNO	2		
78	92995-08600	WASHER ARANDELA	2		

REGULAR ROTATION



6P27110-K310

FIG. 31 LOWER CASING & DRIVE 2 IMPULSOR E INFERIOR 2

REF. NO.	PART NO. CODIGO Nº	DESCRIPTION DESCRIPCION	6P27	6P37	REMARKS OBSERVACIONES
1	6E5-44365-00	DAMPER, WATER SEAL 1 HULE DE SELLO DE AGUA 1	1		
2	6E5-44366-00	DAMPER, WATER SEAL 2 GOMA DEL SELLO DE AGUA 2	1		
3	6S1-44361-01	TUBE, WATER 1 TUBO DE AGUA 1	1		X(25.3") X(25.3")
4	93608-12M05	PIN, DOWEL PASADOR DE CLAVIJA	2		
5	97095-10045	BOLT PERNO	7		X(25.3") X(25.3")
6	92995-10100	WASHER ARANDELA	7		X(25.3") X(25.3")
7	92995-10600	WASHER ARANDELA	7		X(25.3") X(25.3")
8	90119-10MA2	BOLT, WITH WASHER TORNILLO CON ARANDELA	1		X(25.3") X(25.3")
9	6D0-45375-00	DAMPER, SEAL GOMA DE SELLO	1		
10	6P2-45214-00	COVER, WATER INLET 1 CUBIERTA ENTRADA AGUA 1	1		
11	6P2-45215-00	COVER, WATER INLET 2 CUBIERTA ENTRADA AGUA 2	1		
12	90152-05M08	SCREW, COUNTERSUNK TORNILLO EMBUTIDO	1		
13	90185-05002	NUT, NYLON TUERCA AUTOBLOCANTE	1		
14	6P2-45224-00	COVER, WATER INLET 3 CUBIERTA, ENTRADA AGUA 3	1		
15	6P2-45225-00	COVER, WATER INLET 4 CUBIERTA, ENTRADA AGUA 4	1		
16	90110-05039	BOLT, HEXAGON SOCKET HEAD TORNILLO ALLEN	1		
17	61A-45371-00	TAB-TRIM QUILLA ESTABILIZADOR	1		
18	90105-10M00	BOLT, FLANGE TORNILLO	1		
19	6D0-44367-00	DAMPER, WATER SEAL 3 GOMA DEL SELLO DE AGUA 3	1		
20	6D0-44362-01	TUBE, WATER 2 TUBO DE AGUA 2	1		
21	6D0-44365-00	DAMPER, WATER SEAL 1 HULE DE SELLO DE AGUA 1	1		
22	6D0-44366-00	DAMPER, WATER SEAL 2 GOMA DEL SELLO DE AGUA 2	1		
23	69J-45987-00	SPACER 1 ESPACIADOR 1	1		
24	688-45997-01	SPACER 2 ESPACIADOR 2	1		
25	92990-18200	WASHER ARANDELA PLANA	1		
26	90171-18M04	NUT, CASTLE TUERCA ENTALLADA	1		
27	91490-40030	PIN, COTTER CHAVETA	1		

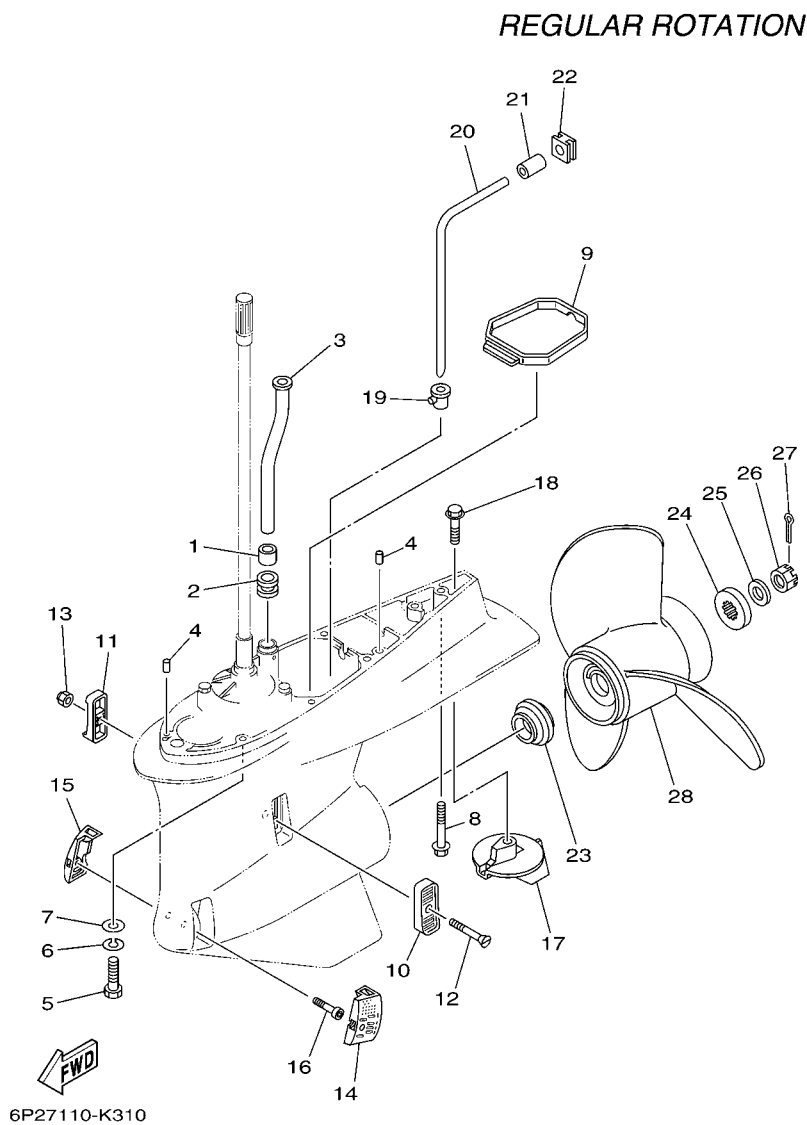
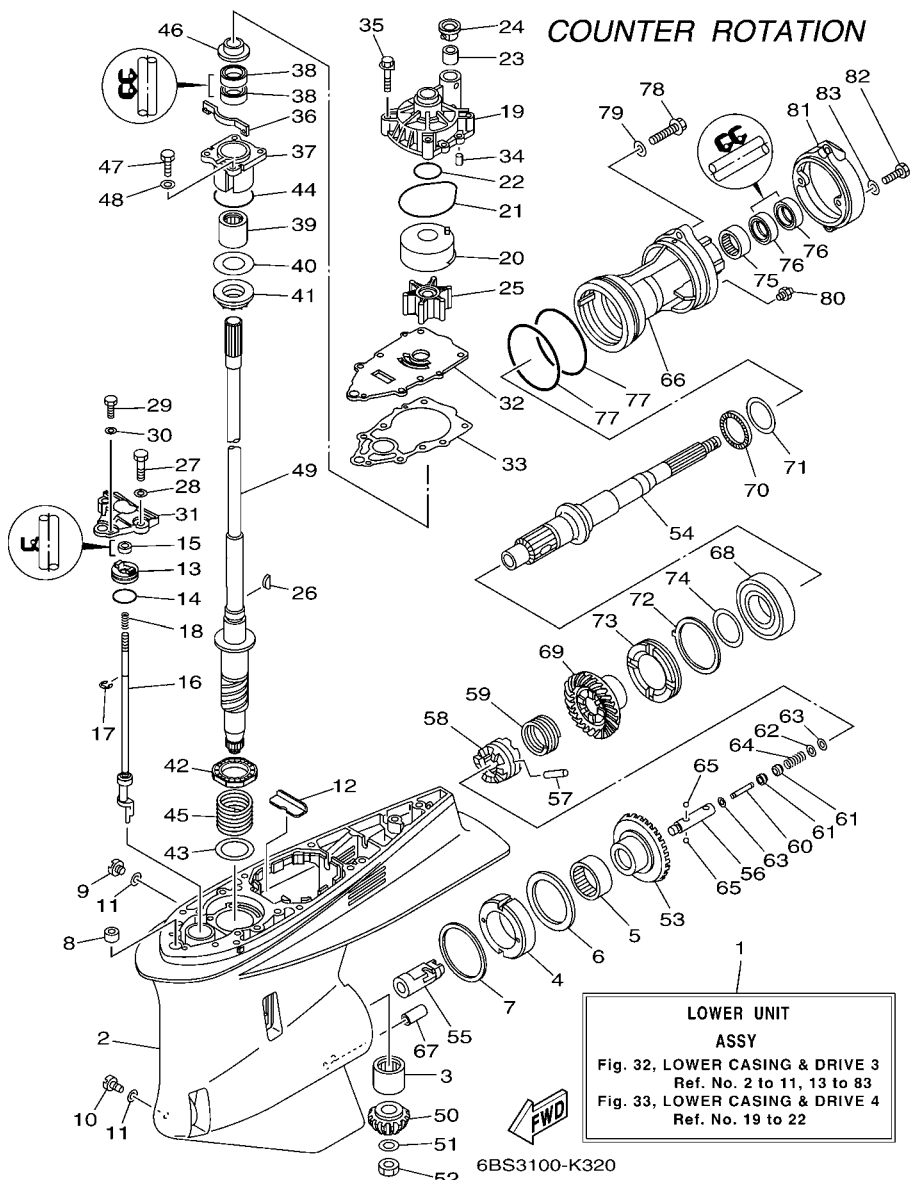


FIG. 31 LOWER CASING & DRIVE 2 IMPULSOR E INFERIOR 2

REF. NO.	PART NO. CODIGO Nº	DESCRIPTION DESCRIPCION	6P27	6P37	REMARKS OBSERVACIONES
28	6G5-45970-02-98	PROPELLER (3X15-1/4"X15"-M) PROPELA (3X15-1/4"X15"-M)	1		UR UR
	6G5-45972-02-98	PROPELLER (3X13-3/4"X21"-M) PROPELA (3X13-3/4"X21"-M)	1		UR UR
	6G5-45974-03-98	PROPELLER (3X13-3/4"X19"-M2) PROPELA (3X13-3/4"X19"-M2)	1		UR UR
	6G5-45978-03-98	PROPELLER (3X13-3/4"X17"-M2) PROPELA (3X13-3/4"X17"-M2)	1		UR UR
	61A-45972-00-98	PROPELLER (3X14-1/2"X21"-T) PROPELA (3X14-1/2"X21"-T)	1		UR UR
	61A-45974-00-98	PROPELLER (3X14-1/2"X19"-T) PROPELA (3X14-1/2"X19"-T)	1		UR UR
	61A-45978-00-98	PROPELLER (3X15"X17"-T) PROPELA (3X15"X17"-T)	1		UR UR
	6R4-45970-A1	PROPELLER (3X15-1/4"X19"-M) PROPELA (3X15-1/4"X19"-M)	1		UR UR
	6R4-45972-A0	PROPELLER (3X14-7/8"X21"-M) PROPELA (3X14-7/8"X21"-M)	1		UR UR
	6R4-45974-A0	PROPELLER (3X14-1/2"X23"-M) PROPELA (3X14-1/2"X23"-M)	1		UR UR
	6R4-45976-A0	PROPELLER (3X14-1/2"X15"-M) PROPELA (3X14-1/2"X15"-M)	1		UR UR
	6R4-45978-A0	PROPELLER (3X15-1/4"X17"-M) PROPELA (3X15-1/4"X17"-M)	1		UR UR
	6D0-45970-00	PROPELLER (3X15-1/4"X19"-T) PROPELA (3X15-1/4"X19"-T)	1		UR UR
	6D0-45972-00	PROPELLER (3X15"X21"-T) PROPELA (3X15"X21"-T)	1		UR UR
	6D0-45978-00	PROPELLER (3X15-1/2"X17"-T) PROPELA (3X15-1/2"X17"-T)	1		UR UR
	6BR-45B70-00	PROPELLER (4X15"X21"-T) PROPELA (4X15"X21"-T)	1		UR UR
	6BR-45B72-00	PROPELLER (4X15"X22"-T) PROPELA (4X15"X22"-T)	1		UR UR
	6BR-45B74-00	PROPELLER (4X15"X23"-T) PROPELA (4X15"X23"-T)	1		UR UR

FIG. 32 LOWER CASING & DRIVE 3

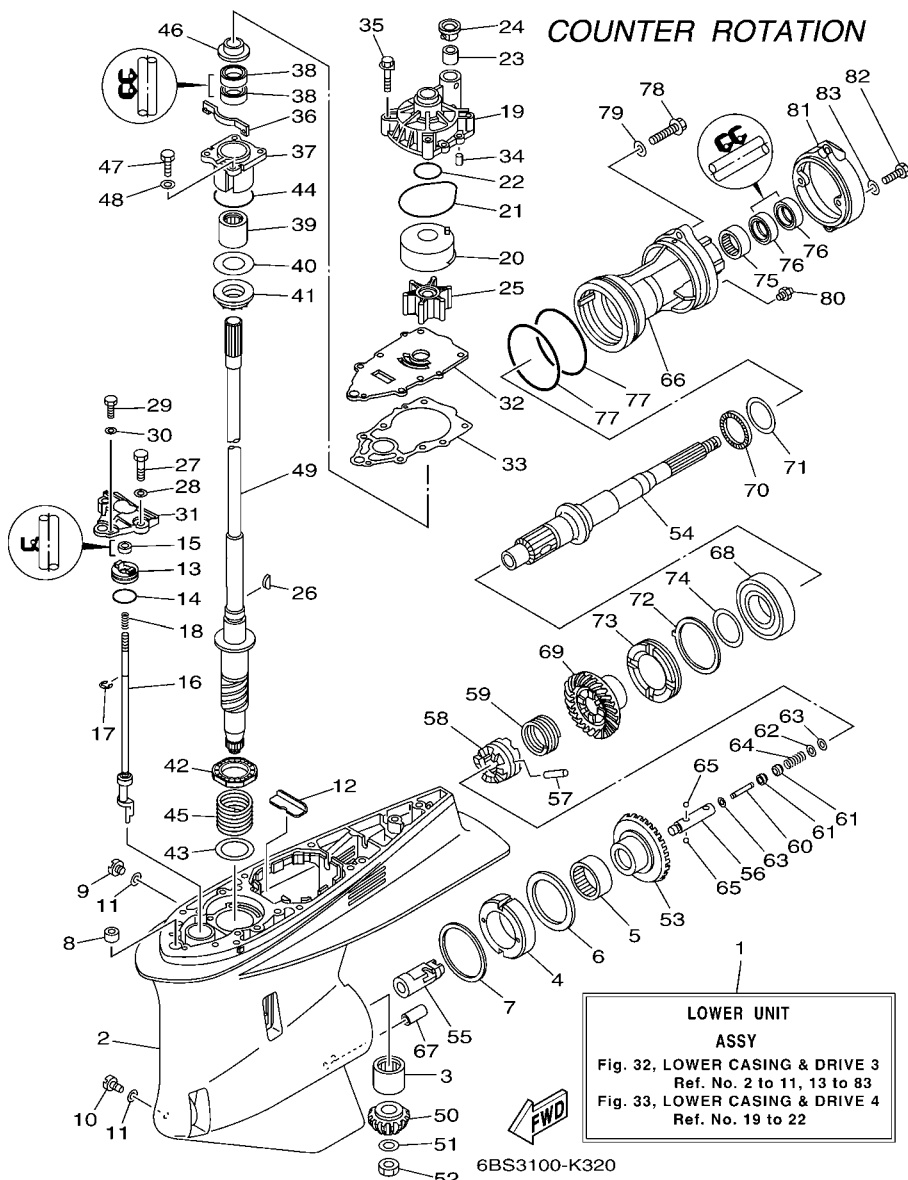
IMPULSOR E INFERIOR 3



REF. NO.	PART NO. CODIGO Nº	DESCRIPTION DESCRIPCION	6F27	6F37	REMARKS OBSERVACIONES
1	6P3-45300-40-8D	LOWER UNIT ASSY CONJUNTO UNIDAD INFERIOR		1	X(25.3"),LH X(25.3"),LH
2	6P2-45301-10-8D	CASING, LOWER FUNDA INFERIOR COMPLETA		1	
3	93311-83280	BEARING COJINETE DE RODILLOS		1	
4	61B-45538-01	SPACER 1 ESPACIADOR 1		1	
5	93315-660W3	BEARING COJINETE DE RODILLOS		1	
6	93341-670V0	BEARING COJINETES CON RODAMIENTOS		1	
7	61A-45567-00	SHIM (T:0.10MM) LAINA (T:0.10MM)		1	UR
	61A-45567-10	SHIM (T:0.12MM) LAINA (T:0.12MM)		1	UR
	61A-45567-20	SHIM (T:0.15MM) LAINA (T:0.15MM)		1	UR
	61A-45567-30	SHIM (T:0.18MM) LAINA (T:0.18MM)		1	UR
	61A-45567-40	SHIM (T:0.30MM) LAINA (T:0.30MM)		1	UR
	61A-45567-50	SHIM (T:0.40MM) LAINA (T:0.40MM)		1	UR
	61A-45567-60	SHIM (T:0.50MM) LAINA (T:0.50MM)		1	UR
8	663-44366-00	DAMPER, WATER SEAL 2 GOMA DEL SELLO DE AGUA 2		1	
9	90340-08002	PLUG, STRAIGHT SCREW TORNILLO, DE DRENAJE		1	
10	688-45341-10	PLUG, DRAIN TAPON, DREN		1	
11	90430-08020	GASKET JUNTA		2	
12	61A-45376-00	GUIDE, SEAL DAMPER GUIA DE SELLO GOMA		1	
13	65N-45321-00	PLATE PLACA		1	
14	93210-33M49	O-RING ANILLO O		1	
15	93106-09014	OIL SEAL SELLO ACEITE		1	
16	6P3-44150-00	SHIFT CAM ASSY CONJUNTO EJE LEVA COMPL.		1	
17	99001-08600	CIRCLIP PRESILLA REDONDA		1	
18	90501-11M10	SPRING, COMPRESSION RESORTE DE COMPRESION		1	
19	61A-44311-01	HOUSING, WATER PUMP CAJA BOMBA DE AGUA		1	
20	61A-44322-02	INSERT, CARTRIDGE CARTUCHO		1	
21	93210-86M38	O-RING ANILLO O		1	

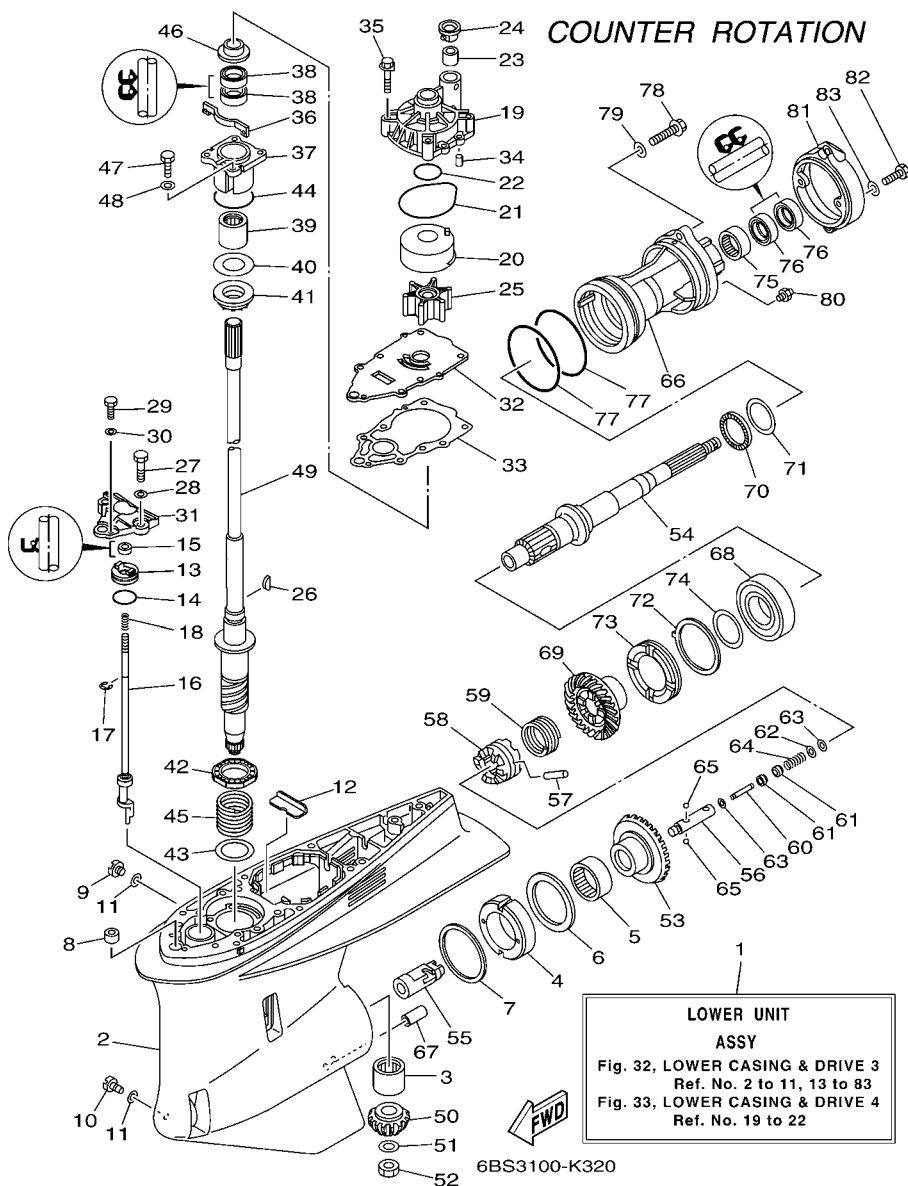
FIG. 32 LOWER CASING & DRIVE 3

IMPULSOR E INFERIOR 3



REF. NO.	PART NO. CODIGO Nº	DESCRIPTION DESCRIPCION	6F27	6F37	REMARKS OBSERVACIONES
22	93210-37160	O-RING ANILLO O		1	
23	6E5-44365-00	DAMPER, WATER SEAL 1 HULE DE SELLO DE AGUA 1		1	
24	6E5-44312-00	COVER, WATER PUMP HOUSING CUBIERTA CAJA BOMBA DE AGUA		1	
25	6E5-44352-01	IMPELLER IMPULSOR		1	
26	90280-04M05	KEY, WOODRUFF CUNA WOODRUFF		1	
27	97095-08030	BOLT PERNO		2	
28	92995-08600	WASHER ARANDELA		2	
29	97095-06016	BOLT PERNO		1	
30	92995-06600	WASHER ARANDELA		1	
31	60X-44312-00	COVER, WATER PUMP HOUSING CUBIERTA CAJA BOMBA DE AGUA		1	
32	6P2-44323-00	OUTER PLATE, CARTRIDGE PLACA EXTERIOR DEL CARTUCHO		1	
33	60X-44315-A0	GASKET, WATER PUMP EMPAQUE		1	
34	93606-12019	PIN, DOWEL PASADOR DE CLAVIJA		2	
35	90119-08M14	BOLT, WITH WASHER TORNILLO CON ARANDELA		4	
36	6P2-45723-00	PLATE, SEAL PLACA DE SELLO		1	
37	6P2-45331-00-9S	HOUSING, BEARING CAJA DE COJINETE		1	
38	93101-28M16	OIL SEAL SELLO ACEITE		2	
39	93317-330U2	BEARING COJINETE		1	
40	61A-45587-00	SHIM (T:0.10MM) LAINA (T:0.10MM)		1	UR
	61A-45587-10	SHIM (T:0.12MM) LAINA (T:0.12MM)		1	UR
	61A-45587-20	SHIM (T:0.15MM) LAINA (T:0.15MM)		1	UR
	61A-45587-30	SHIM (T:0.18MM) LAINA (T:0.18MM)		1	UR
	61A-45587-40	SHIM (T:0.30MM) LAINA (T:0.30MM)		1	UR
	61A-45587-50	SHIM (T:0.40MM) LAINA (T:0.40MM)		1	UR
	61A-45587-60	SHIM (T:0.50MM) LAINA (T:0.50MM)		1	UR
41	93341-930U9	BEARING COJINETES CON RODAMIENTOS		1	
42	93341-34019	BEARING COJINETES CON RODAMIENTOS		1	

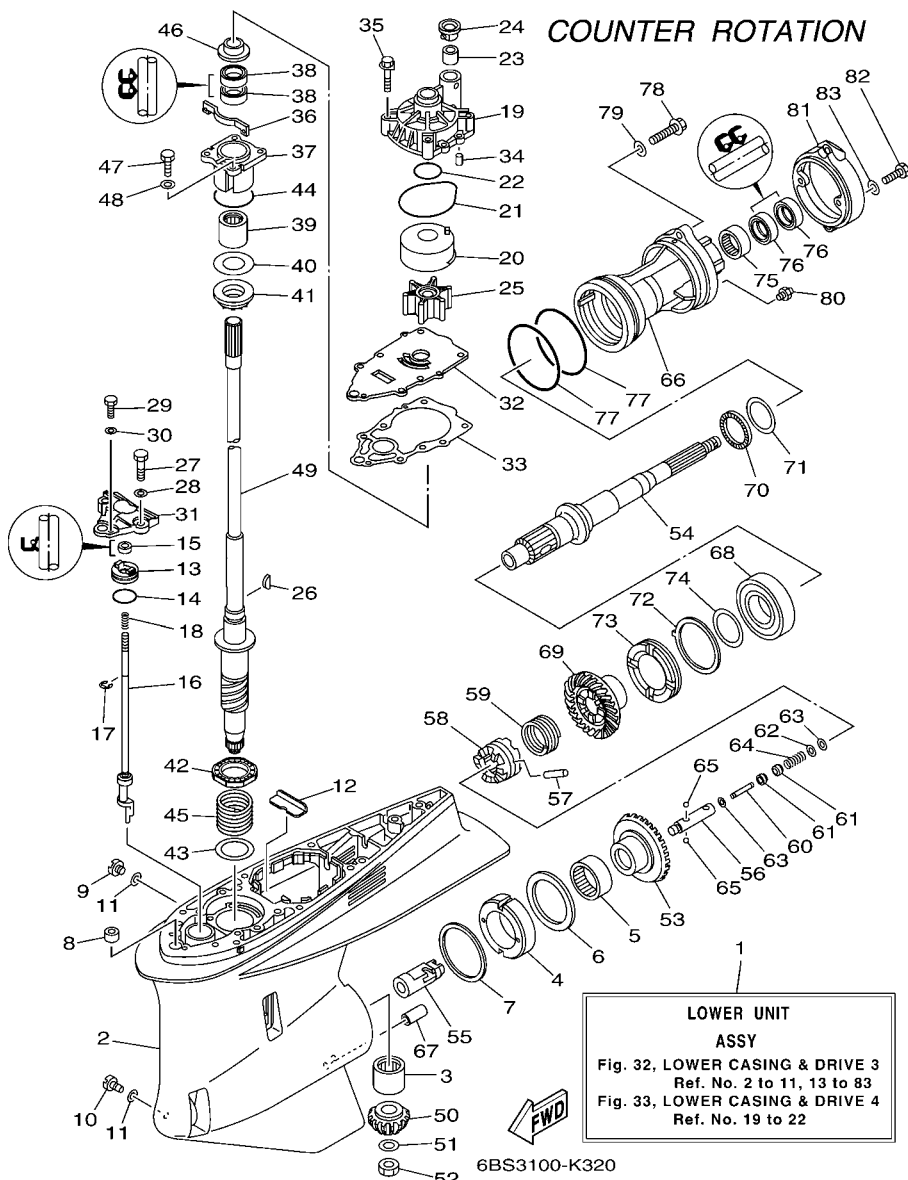
FIG. 32 LOWER CASING & DRIVE 3 IMPULSOR E INFERIOR 3



REF. NO.	PART NO. CODIGO Nº	DESCRIPTION DESCRIPCION	6F27	6F37	REMARKS OBSERVACIONES
43	90201-42014	WASHER, PLATE ARANDELA PLANA		1	
44	93210-55M14	O-RING ANILLO O		1	
45	90501-450A2	SPRING, COMPRESSION RESORTE DE COMPRESION		1	
46	6E5-45344-00	COVER, OIL SEAL CUBIERTA SELLO ACEITE		1	
47	97095-08025	BOLT PERNO		4	
48	92995-08600	WASHER ARANDELA		4	
49	6P2-45501-00	DRIVE SHAFT COMP. EJE DE MANDO COMPL.		1	X(25.3") X(25.3")
50	6P2-45551-01	PINION (15T) PINON (15T)		1	
51	90201-16M00	WASHER, PLATE ARANDELA PLANA		1	
52	90170-16M19	NUT TUERCA		1	
53	6P3-45560-00	GEAR 1 (30T) ENGRANAJE 1 (30T)		1	
54	69K-45611-00	SHAFT, PROPELLER EJE PROPUSOR		1	
55	61B-45641-01	SHIFTER CAMBIO		1	
56	61A-45634-01	SLIDE, SHIFT DESLIZADOR, CAMBIO		1	
57	61A-45632-00	PIN, CROSS PASADOR TRANSVERSAL		1	
58	69J-45631-00	CLUTCH, DOG EMBRAGUE DE GARRA		1	
59	61A-45633-00	RING, CROSS PIN ANILLO DE PASADOR		1	
60	6H1-45668-00	SHAFT, FREE 1 EJE 1		1	
61	61A-45635-00	PLUNGER, SHIFT EMBOLO DE CAMBIO		2	
62	90201-02M00	WASHER, PLATE ARANDELA PLANA		1	
63	90183-02M03	NUT, SPRING TUERCA DE RESORTE		2	
64	90501-10M77	SPRING, COMPRESSION RESORTE DE COMPRESION		1	
65	93501-04011	BALL BOLA		2	
66	6D1-45332-00-CA	HOUSING, BEARING CAJA BALERO 2		1	
67	99590-10114	PIN, DOWEL PASADOR, DE ESPIGA		1	
68	93332-00048	BEARING COJINETE		1	
69	6P3-45571-00	GEAR 2 (30T) ENGRANAJE 2 (30T)		1	

FIG. 32 LOWER CASING & DRIVE 3

IMPULSOR E INFERIOR 3



REF. NO.	PART NO. CODIGO Nº	DESCRIPTION DESCRIPCION	6F27	6F37	REMARKS OBSERVACIONES
70	93341-440U5	BEARING COJINETES CON RODAMIENTOS		1	
71	6K1-45578-01	SHIM (T:0.10MM) LAINA (T:0.10MM)		1	UR
	6K1-45578-10	SHIM (T:0.12MM) LAINA (:0.12MM)		1	UR
	6K1-45578-20	SHIM (T:0.15MM) LAINA (T:0.15MM)		1	UR
	6K1-45578-30	SHIM (T:0.18MM) LAINA (T:0.18MM)		1	UR
	6K1-45578-40	SHIM (T:0.30MM) LAINA (T:0.30MM)		1	UR
	6K1-45578-50	SHIM (T:0.40MM) LAINA (T:0.40MM)		1	UR
	6K1-45578-60	SHIM (T:0.50MM) LAINA (T:0.50MM)		1	UR
72	61B-45383-00	WASHER, CLAW ARANDELA DE UNA		1	
73	69K-45384-00	NUT TUERCA		1	
74	69K-45577-00	SHIM (T:0.10MM) LAINA (:0.10MM)		1	UR
	69K-45577-10	SHIM (T:0.12MM) LAINA (:0.12MM)		1	UR
	69K-45577-20	SHIM (T:0.15MM) LAINA (T:0.15MM)		1	UR
	69K-45577-30	SHIM (T:0.18MM) LAINA (T:0.18MM)		1	UR
	69K-45577-40	SHIM (T:0.30MM) LAINA (T:0.30MM)		1	UR
	69K-45577-50	SHIM (T:0.40MM) LAINA (T:0.40MM)		1	UR
	69K-45577-60	SHIM (T:0.50MM) LAINA (T:0.50MM)		1	UR
75	93315-43064	BEARING COJINETE DE RODILLOS		1	
76	93101-30002	OIL SEAL SELLO ACEITE		2	
77	93211-04384	O-RING ANILLO O		2	
78	90105-08049	BOLT, FLANGE TORNILLO		2	
79	90201-08023	WASHER, PLATE ARANDELA PLANA		2	
80	93700-09M00	NIPPLE, GREASE BOQUILLA DE ENGRASAR		1	
81	6D0-45361-00-8D	CAP, LOWER CASING FUNDA INFERIOR		1	
82	97095-08020	BOLT PERNO		2	
83	92995-08600	WASHER ARANDELA		2	

COUNTER ROTATION

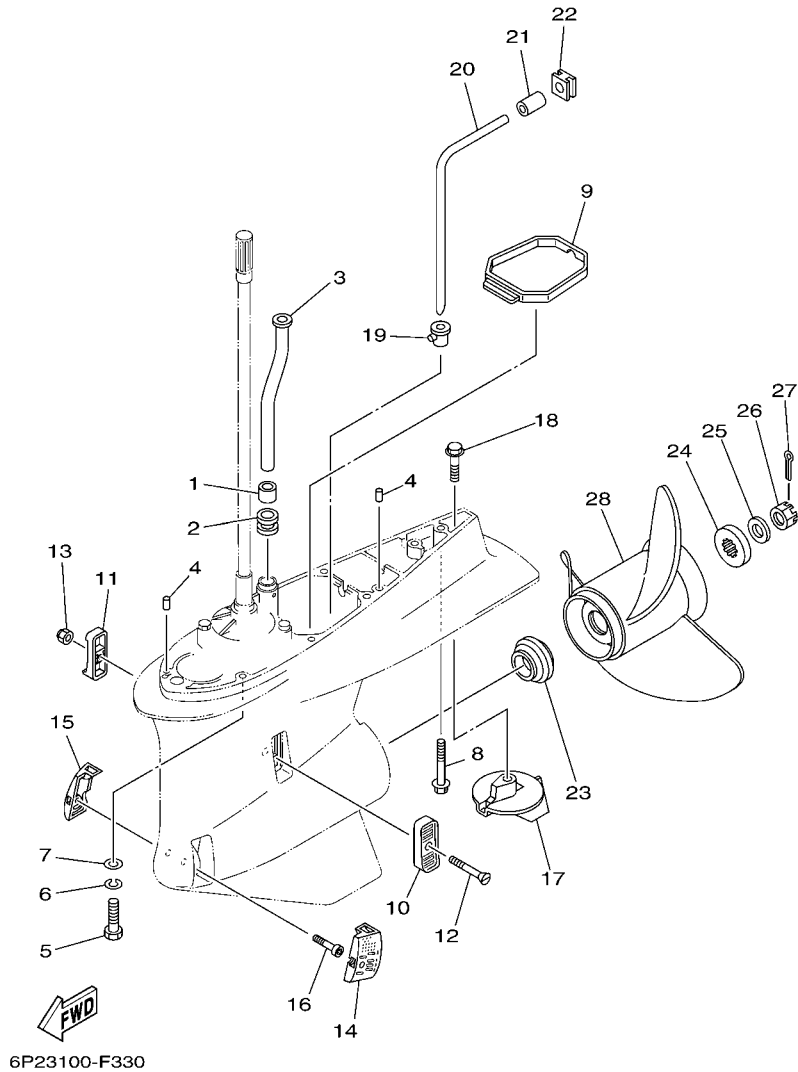
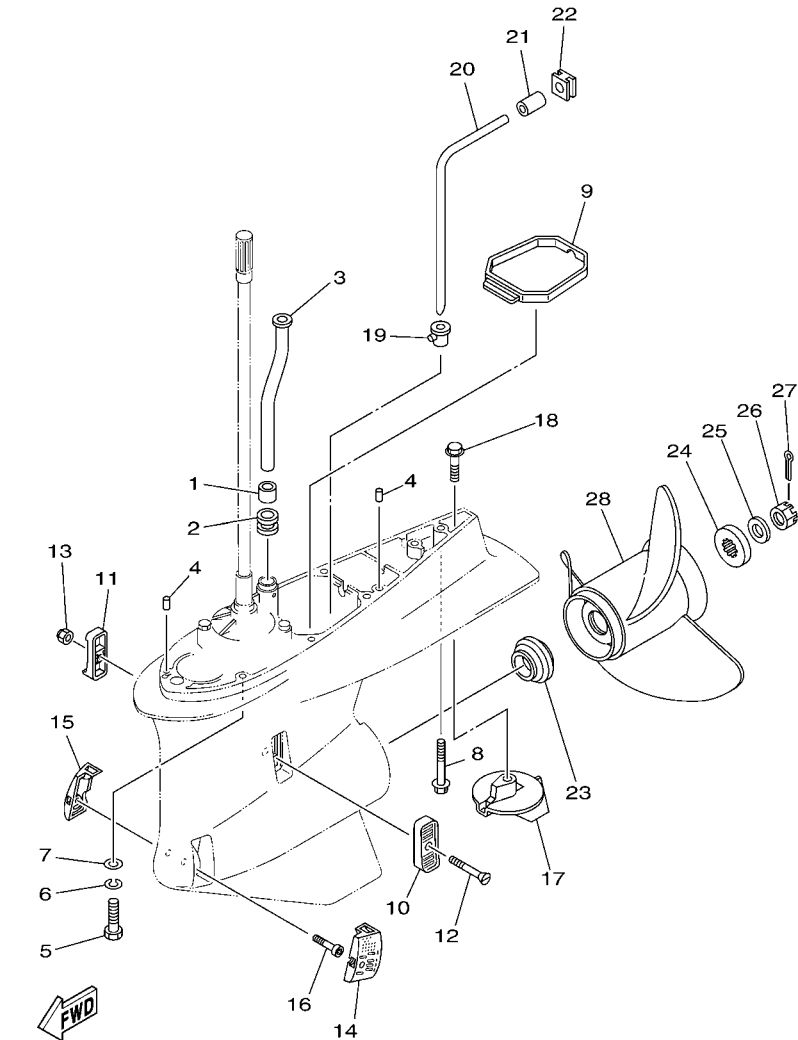


FIG. 33 LOWER CASING & DRIVE 4 IMPULSOR E INFERIOR 4

REF. NO.	PART NO. CODIGO Nº	DESCRIPTION DESCRIPCION	6F27	6F37	REMARKS OBSERVACIONES
1	6E5-44365-00	DAMPER, WATER SEAL 1 HULE DE SELLO DE AGUA 1		1	
2	6E5-44366-00	DAMPER, WATER SEAL 2 GOMA DEL SELLO DE AGUA 2		1	
3	6S1-44361-01	TUBE, WATER 1 TUBO DE AGUA 1		1	X(25.3") X(25.3")
4	93608-12M05	PIN, DOWEL PASADOR DE CLAVIJA		2	
5	97095-10045	BOLT PERNO		7	X(25.3") X(25.3")
6	92995-10100	WASHER ARANDELA		7	X(25.3") X(25.3")
7	92995-10600	WASHER ARANDELA		7	X(25.3") X(25.3")
8	90119-10MA2	BOLT, WITH WASHER TORNILLO CON ARANDELA		1	X(25.3") X(25.3")
9	6D0-45375-00	DAMPER, SEAL GOMA DE SELLO		1	
10	6P2-45214-00	COVER, WATER INLET 1 CUBIERTA ENTRADA AGUA 1		1	
11	6P2-45215-00	COVER, WATER INLET 2 CUBIERTA ENTRADA AGUA 2		1	
12	90152-05M08	SCREW, COUNTERSUNK TORNILLO EMBUTIDO		1	
13	90185-05002	NUT, NYLON TUERCA AUTOBLOCANTE		1	
14	6P2-45224-00	COVER, WATER INLET 3 CUBIERTA, ENTRADA AGUA 3		1	
15	6P2-45225-00	COVER, WATER INLET 4 CUBIERTA, ENTRADA AGUA 4		1	
16	90110-05039	BOLT, HEXAGON SOCKET HEAD TORNILLO ALLEN		1	
17	61A-45371-00	TAB-TRIM QUILLA ESTABILIZADOR		1	
18	90105-10M00	BOLT, FLANGE TORNILLO		1	
19	6D0-44367-00	DAMPER, WATER SEAL 3 GOMA DEL SELLO DE AGUA 3		1	
20	6D0-44362-01	TUBE, WATER 2 TUBO DE AGUA 2		1	
21	6D0-44365-00	DAMPÉR, WATER SEAL 1 HULE DE SELLO DE AGUA 1		1	
22	6D0-44366-00	DAMPER, WATER SEAL 2 GOMA DEL SELLO DE AGUA 2		1	
23	69J-45987-00	SPACER 1 ESPACIADOR 1		1	
24	688-45997-01	SPACER 2 ESPACIADOR 2		1	
25	92990-18200	WASHER ARANDELA PLANA		1	
26	90171-18M04	NUT, CASTLE TUERCA ENTALLADA		1	
27	91490-40030	PIN, COTTER CHAVETA		1	

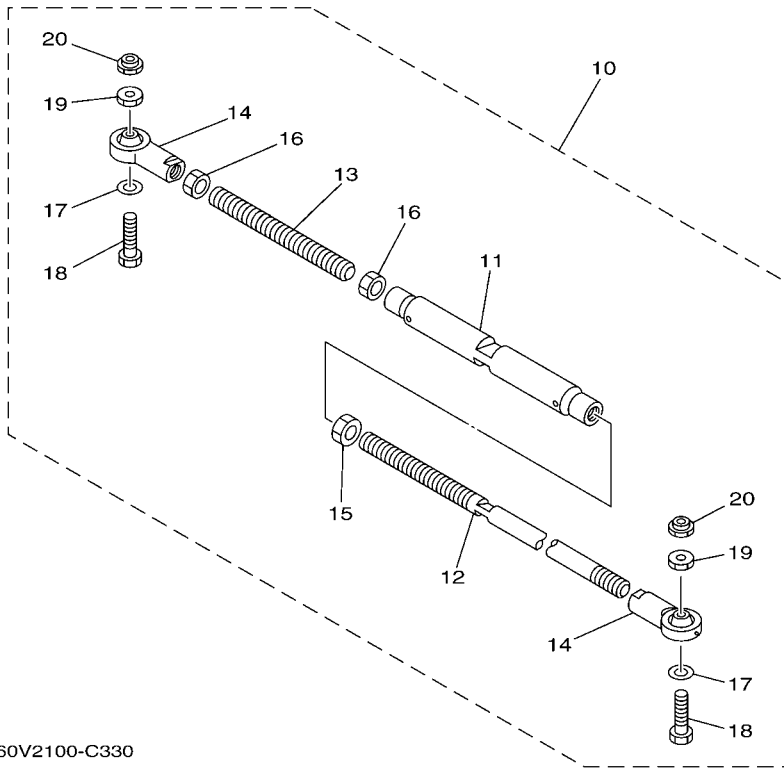
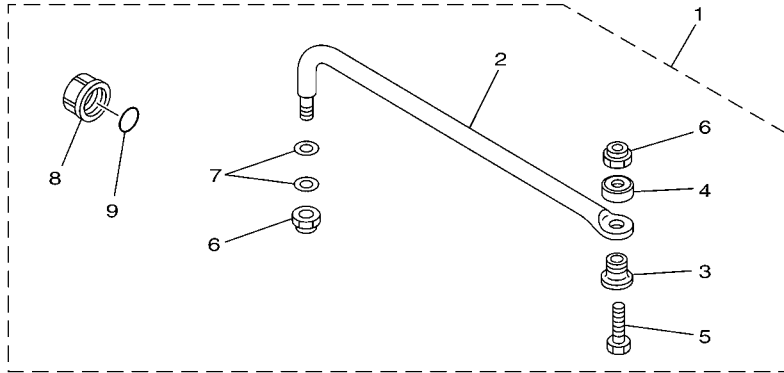
COUNTER ROTATION



6P23100-F330

FIG. 33 LOWER CASING & DRIVE 4 IMPULSOR E INFERIOR 4

REF. NO.	PART NO. CODIGO Nº	DESCRIPTION DESCRIPCION	6P27	6P37	REMARKS OBSERVACIONES
28	6K1-45970-01-98	PROPELLER (3X15-1/4"X15"-ML) PROPELA (3X15-1/4"X15"-ML)		1	UR UR
	6K1-45972-01-98	PROPELLER (3X13-3/4"X21"-ML) PROPELA (3X13-3/4"X21"-ML)		1	UR UR
	6K1-45974-02-98	PROPELLER (3X13-3/4"X19"-ML1) PROPELA (3X13-3/4"X19"-ML1)		1	UR UR
	6K1-45978-02-98	PROPELLER (3X13-3/4"X17"-ML1) PROPELA (3X13-3/4"X17"-ML1)		1	UR UR
	61B-45972-00-98	PROPELLER (3X14-1/2"X21"-TL) PROPELA (3X14-1/2"X21"-TL)		1	UR UR
	61B-45974-00-98	PROPELLER (3X14-1/2"X19"-TL) PROPELA (3X14-1/2"X19"-TL)		1	UR UR
	61B-45978-00-98	PROPELLER (3X15"X17"-TL) PROPELA (3X15"X17"-TL)		1	UR UR
	6R1-45970-A1	PROPELLER (3X15-1/4"X19"-ML) PROPELA (3X15-1/4"X19"-ML)		1	UR UR
	6R1-45972-A0	PROPELLER (3X14-7/8"X21"-ML) PROPELA (3X14-7/8"X21"-ML)		1	UR UR
	6R1-45974-A0	PROPELLER (3X14-1/2"X23"-ML) PROPELA (3X14-1/2"X23"-ML)		1	UR UR
	6R1-45976-A0	PROPELLER (3X15-1/4"X15"-ML) PROPELA (3X15-1/4"X15"-ML)		1	UR UR
	6R1-45978-A0	PROPELLER (3X15-1/4"X17"-ML) PROPELA (3X15-1/4"X17"-ML)		1	UR UR
	6D1-45970-00	PROPELLER (3X15-1/4"X19"-TL) PROPELA (3X15-1/4"X19"-TL)		1	UR UR
	6D1-45972-00	PROPELLER (3X15"X21"-TL) PROPELA (3X15"X21"-TL)		1	UR UR
	6D1-45978-00	PROPELLER (3X15-1/2"X17"-TL) PROPELA (3X15-1/2"X17"-TL)		1	UR UR
	6BS-45B70-00	PROPELLER (4X15"X21"-TL) PROPELA (4X15"X21"-TL)		1	UR UR
	6BS-45B72-00	PROPELLER (4X15"X22"-TL) PROPELA (4X15"X22"-TL)		1	UR UR
	6BS-45B74-00	PROPELLER (4X15"X23"-TL) PROPELA (4X15"X23"-TL)		1	UR UR



60V2100-C330

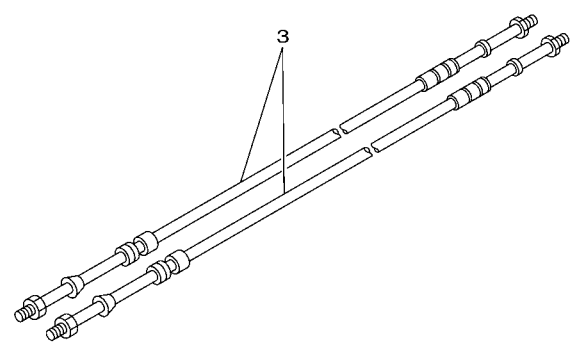
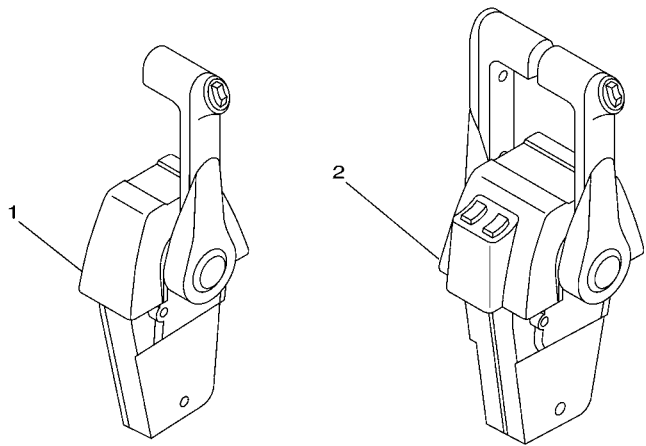
FIG. 34 STEERING GUIDE

DIRECCIONGUIAR

REF. NO.	PART NO. CODIGO Nº	DESCRIPTION DESCRIPCION	6F27	6F37		REMARKS OBSERVACIONES
1	6E5-61350-02	STEERING GUIDE ATTACHMENT KIT ESTUCHE ADITAMENTO GUIA DE TIM	1			AP FOR BRA AP FOR BRA
2	6E5-61351-01	.ROD, STEERING LINK .VARILLA ESLABON DIRECCION	1			
3	90387-10M61	.COLLAR .ESPACIADOR	1			
4	90560-12M01	.SPACER .SEPARADOR	1			
5	6E5-61355-00	.BOLT .TORNILLO	1			
6	90185-09M01	.NUT, SELF-LOCKING .TUERCA AUTOBLOCANTE	2			
7	90201-10M20	.WASHER, PLATE .ARANDELA PLANA	2			
8	6E5-43145-01	.CAP, CLAMP BRACKET .TAPA	1			
9	93210-16275	.O-RING .ANILLO O	1			
10	6E5-61301-01	TWIN KIT (L:600-800MM) KIT ADITAMENTO (L:600-800MM)	1			AP AP
11	6E5-61313-00	.ADJUSTER .AJUSTADOR	1			
12	6E5-61311-11	.TIE BAR .BARRA SEPARADORA	1			
13	6E5-61315-00	.TIE BAR .ROTOR DE BOMBA AGUA	1			
14	6E5-61303-00	.STEERING AXLE COMP. .OJO-DIRECCION COMPL.	2			
15	90170-14M06	.NUT .TUERCA	1			
16	95380-14700	.NUT .TUERCA	2			
17	90201-10M76	.WASHER, PLATE .ARANDELA PLANA	2			
18	90101-09M70	.BOLT .TORNILLO	2			
19	90170-09M05	.NUT .TUERCA	2			
20	90185-09M01	.NUT, SELF-LOCKING .TUERCA AUTOBLOCANTE	2			

FIG. 35 REMOTE CONTROL BOX

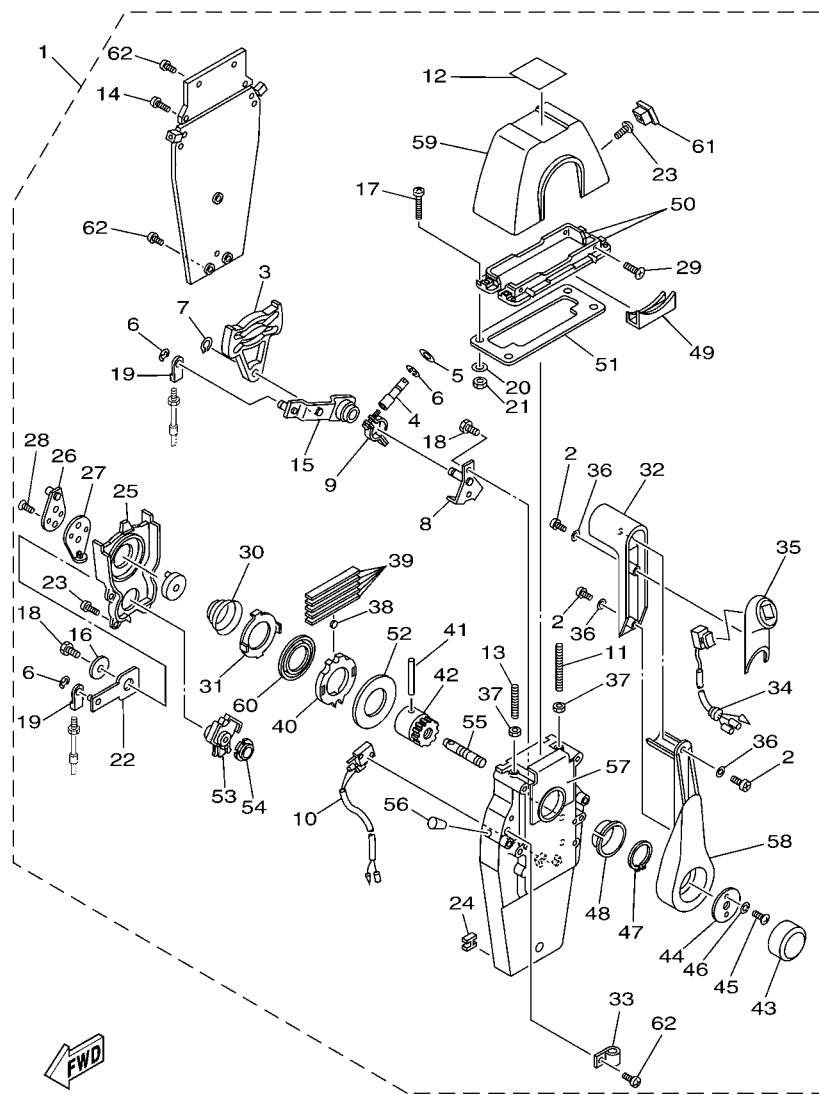
CONTROL REMOTO COMPLETO




6P21110-D350

REF. NO.	PART NO. CODIGO Nº	DESCRIPTION DESCRIPCION	6P27	6P37		REMARKS OBSERVACIONES
1	704-48205-P1	REMOTE CONTROL ASSY (RIGHT) REMOTO CONTROL COMPL (RECTO)	1			AP CAR WITH PT/T SW. AP CAR WITH PT/T SW.
2	704-48207-P1	REMOTE CONTROL ASSY REMOTO CONTROL COMPL.		1		AP CAR WITH PT/T SW. AP CAR WITH PT/T SW.
3	701-48320-50	CABLE, REMOTE CONTROL L=15F CABLE CONTROL REMOTO L=15F	2	2		UR UR
	701-48320-60	CABLE, REMOTE CONTROL L=16F CABLE CONTROL REMOTO L=16F	2	2		UR UR
	701-48320-80	CABLE, REMOTE CONTROL L=17F CABLE CONTROL REMOTO L=17F	2	2		UR UR
	701-48350-00	CABLE, REMOTE CONTROL L=21F CABLE CONTROL REMOTO L=21F	2	2		UR UR
	701-48350-20	CABLE, REMOTE CONTROL L=23F CABLE CONTROL REMOTO L=23F	2	2		UR UR
	701-48350-60	CABLE, REMOTE CONTROL L=27F CABLE CONTROL REMOTO L=27F	2	2		UR UR

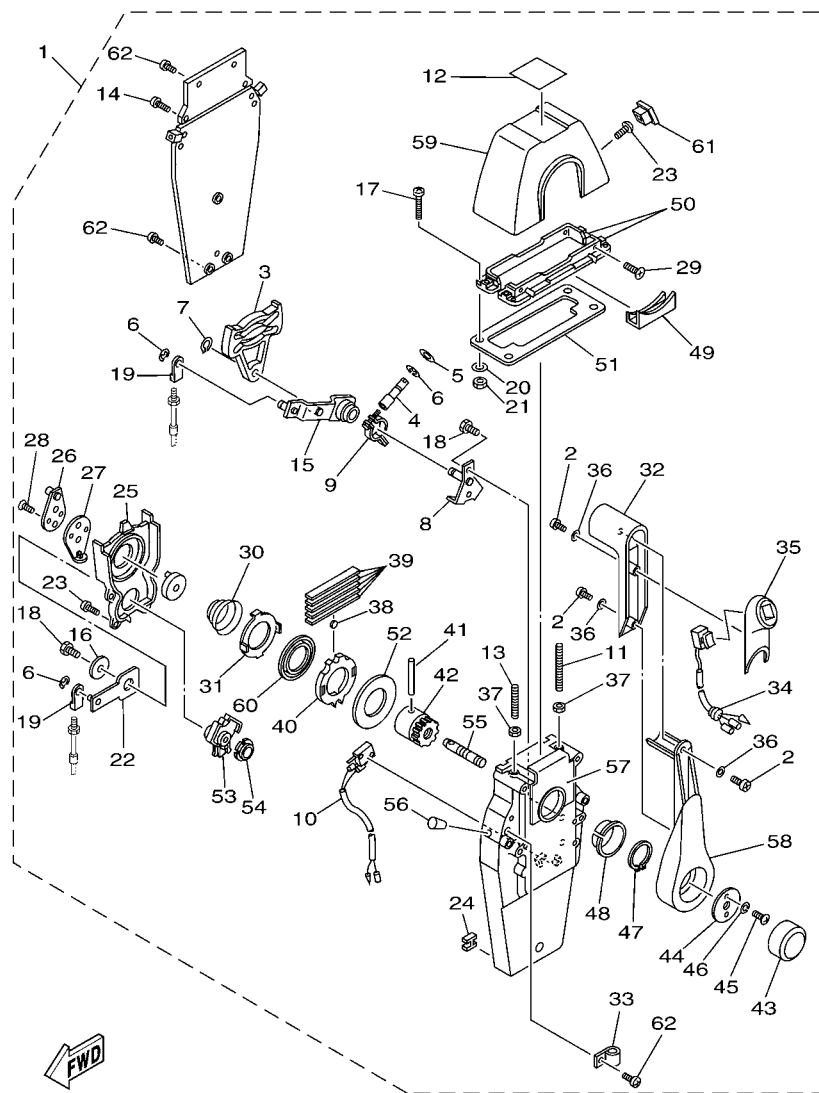
FIG. 36 REMOTE CONTROL ASSY 1 CONTROL REMOTO COMPL 1



6C23100-F340

REF. NO.	PART NO. CODIGO Nº	DESCRIPTION DESCRIPCION	6F27	6F37	REMARKS OBSERVACIONES
1	704-48205-P1	REMOTE CONTROL ASSY (RIGHT) REMOTO CONTROL COMPL (RECTO)	1		AP CAR WITH PT/T SW. AP CAR WITH PT/T SW.
2	704-48128-00	.SCREW 2 .TORNILLO 2	3		
3	EL8-48251-00	.PLATE, CAM .PLACA, LEVA	1		
4	704-48265-00	.SHAFT, FRICTION .EJE FRICCION	1		
5	701-48246-00	.SPACER .ESPACIADOR	1		
6	93430-06024	.CIRCLIP .SEGURO	4		
7	EL8-48259-00	.CIRCLIP 1 .SEGURO	1		
8	704-48262-00	.SHAFT, THROTTLE .EJE DE ACELERADOR	1		
9	704-48264-00	.THROTTLE, FRICTION .FRICCION DE ACELERADOR	1		
10	704-82540-20	.NEUTRAL SWITCH ASSY .INTERRUPTOR NEUTRAL COMPL	1		
11	EL8-48281-00	.SCREW .TORNILLO 1	1		
12	704-48215-20	.GRAPHIC .CALCOMANIA 1	1		
13	704-48281-00	.SCREW .TORNILLO 1	1		
14	97890-05025	.SCREW, PAN HEAD .TORNILLO	2		
15	704-48261-00	.ARM, THROTTLE .BRAZO ACELERADOR	1		
16	EL8-48191-00	.WASHER 1 .ARANDELA	1		
17	704-48283-00	.SCREW .TORNILLO 3	4		
18	97380-06018	.BOLT .TORNILLO HEXAGONAL	3		
19	703-48345-01	.CABLE END, REMOTE CONTROL 2 .TERMINAL CABLE DE CONTROL REMO	2		
20	704-48287-00	.WASHER .ARANDELA	4		
21	95380-05600	.NUT .TUERCA	4		
22	704-48271-00	.ARM, SHIFT .BRAZO CAMBIADOR	1		
23	EL8-48127-00	.SCREW 1 .TORNILLO 1	10		
24	703-48358-00	.ANCHOR, CABLE .ABRAZADERA CABLE	1		
25	704-48231-00	.HOUSING, GEAR .CAJA, ENGRANAJE	1		
26	EL8-48241-00	.ARM, DRIVE .BRAZO, MANDO	1		
27	EL8-48254-00	.STOPPER, THROTTLE ADJUSTING .TAPON	1		

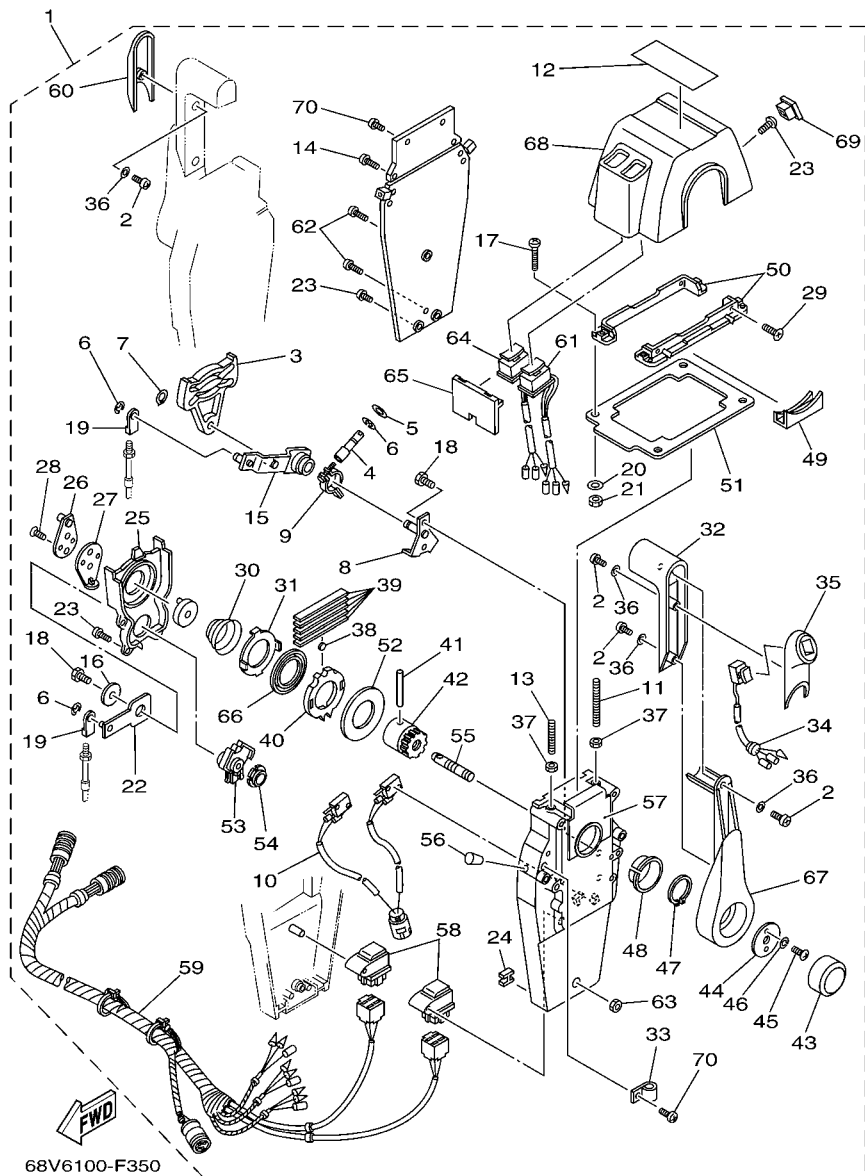
FIG. 36 REMOTE CONTROL ASSY 1 CONTROL REMOTO COMPL 1



6C23100-F340

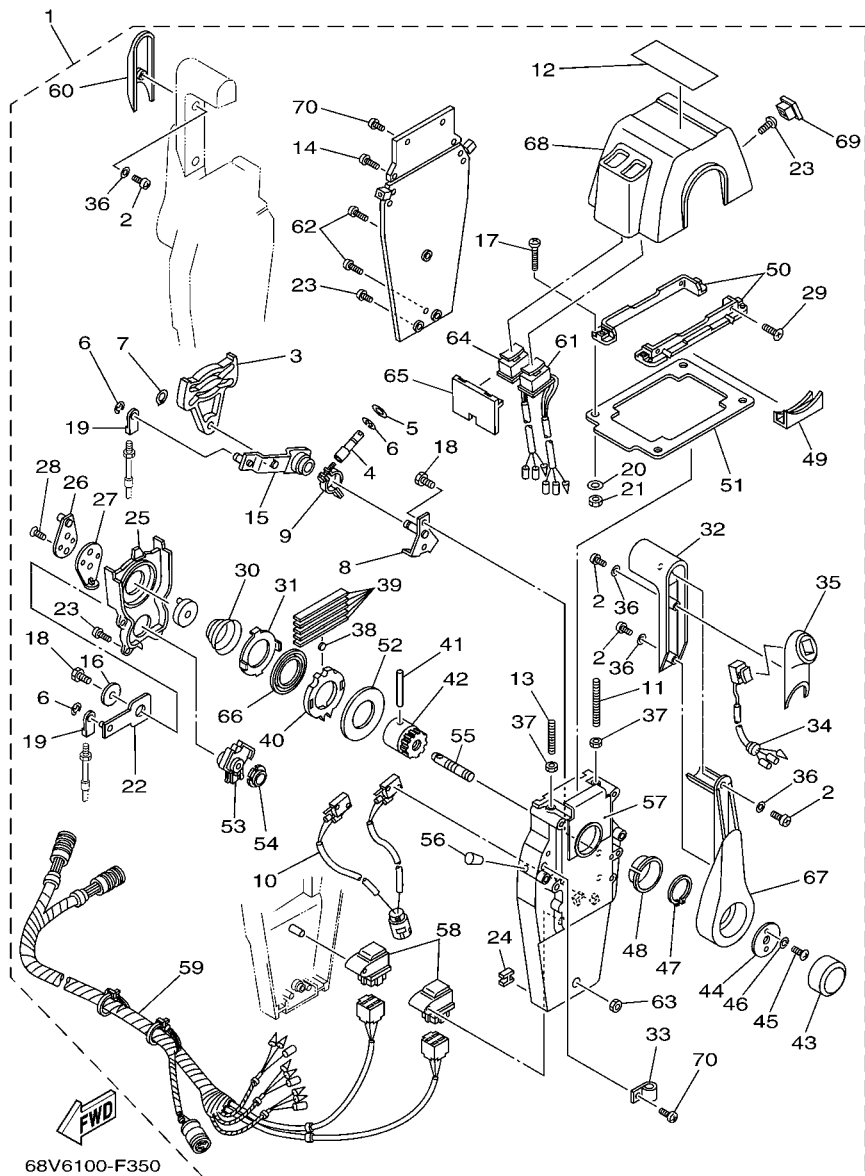
REF. NO.	PART NO. CODIGO Nº	DESCRIPTION DESCRIPCION	6F27	6F37	REMARKS OBSERVACIONES
28	92780-06020	.SCREW, FLAT HEAD .TORNILLO CABEZA PLANA	2		
29	98780-05018	.SCREW, FLAT HEAD .TORNILLO CABEZA PLANA	4		
30	EL8-48244-00	.SPRING, FREE ACCEL. .RESORTE ACELERADOR LIBRE	1		
31	EL8-48245-00	.PLATE, LOCK .PLACA CERRADURA	1		
32	704-48222-P0	.GRIP, CONTROL LEVER .MANGO DE PALANCA CONTROL	1		
33	704-82594-00	.CLAMP .GRAMPA	1		
34	704-82563-41	.TRIM & TILT SWITCH ASSY .INTERRUPTOR DE INCLINACION	1		
35	704-48229-P1	.GRIP, CONTROL LEVER .MANGO DE PALANCA CONTROL 2	1		
36	92990-05300	.WASHER, INTERNAL TOOTH .ARANDELA PLANA	3		
37	95380-06600	.NUT, HEXAGON .TUERCA	2		
38	701-48248-00	.ROLLER, FREE ACCEL. .RODILLO ACELERADOR LIBRE	1		
39	704-48238-00	.SPRING, DETENT .RESORTE	5		
40	704-48232-P1	.GEAR .ENGRANAJE 1	1		
41	EL8-48164-00	.PIN 2 .PASADOR 2	1		
42	704-48242-10	.SHAFT, DRIVE .EJE, PROPULSION	1		
43	6X3-48225-20	.COVER .CUBIERTA	1		
44	704-48192-00	.WASHER 2 .RONDANA 2	1		
45	97890-06018	.SCREW, PAN HEAD .TORNILLO	2		
46	92990-06300	.WASHER, INTERNAL TOOTH .ARANDELA PLANA	2		
47	EL8-48279-00	.CIRCLIP 2 .SEGURO2	1		
48	704-48234-00	.BUSHING 1 .BUJE	1		
49	704-48219-P0	.COVER, LEAD .CUBIERTA	1		
50	704-48144-10	.PLATE, STOPPER 2 .PLACA, RETEN 2	2		
51	704-48176-00	.GROMMET .TOPON	1		
52	704-48192-P0	.WASHER 2 .RONDANA 2	1		
53	704-48233-00	.GEAR 2 .ENGRANAJE 2	1		
54	704-48235-00	.BUSHING .BUJE	1		

FIG. 37 REMOTE CONTROL ASSY 2 CONTROL REMOTO COMPL 2



REF. NO.	PART NO. CODIGO Nº	DESCRIPTION DESCRIPCION	6F27	6F37	REMARKS OBSERVACIONES
1	704-48207-P1	REMOTE CONTROL ASSY REMOTO CONTROL COMPL.		1	AP CAR WITH PT/T SW. AP CAR WITH PT/T SW.
2	704-48128-00	.SCREW 2 .TORNILLO 2		6	
3	EL8-48251-00	.PLATE, CAM .PLACA, LEVA		2	
4	704-48265-00	.SHAFT, FRICTION .EJE FRICCION		2	
5	701-48246-00	.SPACER .ESPACIADOR		2	
6	93430-06024	.CIRCLIP .SEGURO		8	
7	EL8-48259-00	.CIRCLIP 1 .SEGURO		2	
8	704-48262-00	.SHAFT, THROTTLE .EJE DE ACELERADOR		2	
9	704-48264-00	.THROTTLE, FRICTION .FRICCION DE ACELERADOR		2	
10	704-82540-30	.NEUTRAL SWITCH ASSY .INTERRUPTOR NEUTRAL COMPL		1	
11	EL8-48281-00	.SCREW .TORNILLO 1		2	
12	704-48215-30	.GRAPHIC .CALCOMANIA 1		1	
13	704-48281-00	.SCREW .TORNILLO 1		2	
14	97890-05025	.SCREW, PAN HEAD .TORNILLO		4	
15	704-48261-00	.ARM, THROTTLE .BRAZO ACELERADOR		2	
16	EL8-48191-00	.WASHER 1 .ARANDELA		2	
17	704-48283-00	.SCREW .TORNILLO 3		4	
18	97380-06018	.BOLT .TORNILLO HEXAGONAL		6	
19	703-48345-01	.CABLE END, REMOTE CONTROL 2 .TERMINAL CABLE DE CONTROL REMO		4	
20	704-48287-00	.WASHER .ARANDELA		4	
21	95380-05600	.NUT .TUERCA		4	
22	704-48271-00	.ARM, SHIFT .BRAZO CAMBIADOR		2	
23	EL8-48127-00	.SCREW 1 .TORNILLO 1		18	
24	703-48358-00	.ANCHOR, CABLE .ABRAZADERA CABLE		2	
25	704-48231-00	.HOUSING, GEAR .CAJA, ENGRANAJE		2	
26	EL8-48241-00	.ARM, DRIVE .BRAZO, MANDO		2	
27	EL8-48254-00	.STOPPER, THROTTLE ADJUSTING .TAPON		2	

FIG. 37 REMOTE CONTROL ASSY 2 CONTROL REMOTO COMPL 2



REF. NO.	PART NO. CODIGO Nº	DESCRIPTION DESCRIPCION	6F27	6F37	REMARKS OBSERVACIONES
28	92780-06020	.SCREW, FLAT HEAD .TORNILLO CABEZA PLANA		4	
29	98780-05018	.SCREW, FLAT HEAD .TORNILLO CABEZA PLANA		4	
30	EL8-48244-00	.SPRING, FREE ACCEL. .RESORTE ACELERADOR LIBRE		2	
31	EL8-48245-00	.PLATE, LOCK .PLACA CERRADURA		2	
32	704-48222-P0	.GRIP, CONTROL LEVER .MANGO DE PALANCA CONTROL		2	
33	704-82594-00	.CLAMP .GRAMPA		1	
34	704-82563-51	.TRIM & TILT SWITCH ASSY .INTERRUPTOR DE INCLINACION		1	
35	704-48229-P1	.GRIP, CONTROL LEVER .MANGO DE PALANCA CONTROL 2		1	
36	92990-05300	.WASHER, INTERNAL TOOTH .ARANDELA PLANA		6	
37	95380-06600	.NUT, HEXAGON .TUERCA		4	
38	701-48248-00	.ROLLER, FREE ACCEL. .RODILLO ACELERADOR LIBRE		2	
39	704-48238-00	.SPRING, DETENT .RESORTE		10	
40	704-48232-P1	.GEAR .ENGRANAJE 1		2	
41	EL8-48164-00	.PIN 2 .PASADOR 2		2	
42	704-48242-10	.SHAFT, DRIVE .EJE, PROPULSION		2	
43	6X3-48225-20	.COVER .CUBIERTA		2	
44	704-48192-00	.WASHER 2 .RONDANA 2		2	
45	97890-06018	.SCREW, PAN HEAD .TORNILLO		4	
46	92990-06300	.WASHER, INTERNAL TOOTH .ARANDELA PLANA		4	
47	EL8-48279-00	.CIRCLIP 2 .SEGURO2		2	
48	704-48234-00	.BUSHING 1 .BUJE		2	
49	704-48219-P0	.COVER, LEAD .CUBIERTA		2	
50	704-48144-20	.PLATE, STOPPER 2 .PLACA, RETEN 2		2	
51	704-48176-10	.GROMMET .TOPON		1	
52	704-48192-P0	.WASHER 2 .RONDANA 2		2	
53	704-48233-00	.GEAR 2 .ENGRANAJE 2		2	
54	704-48235-00	.BUSHING .BUJE		2	

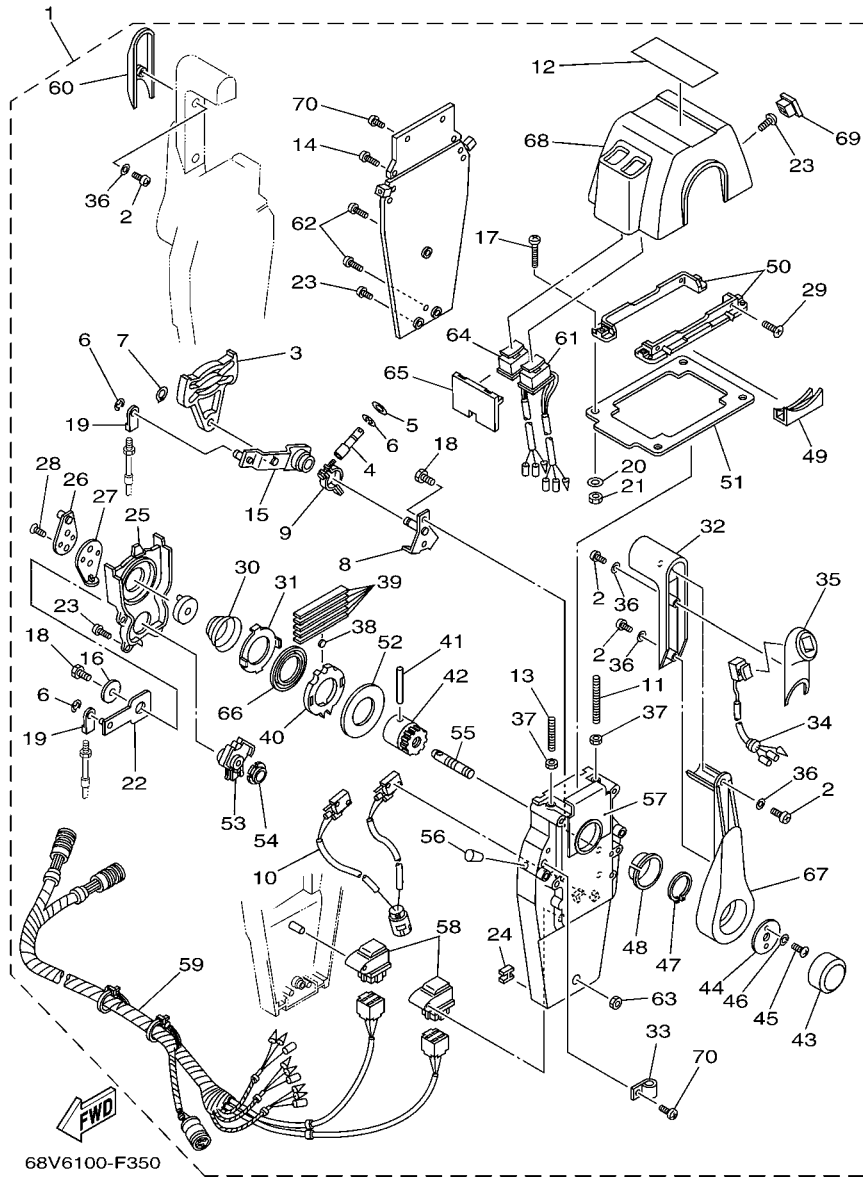
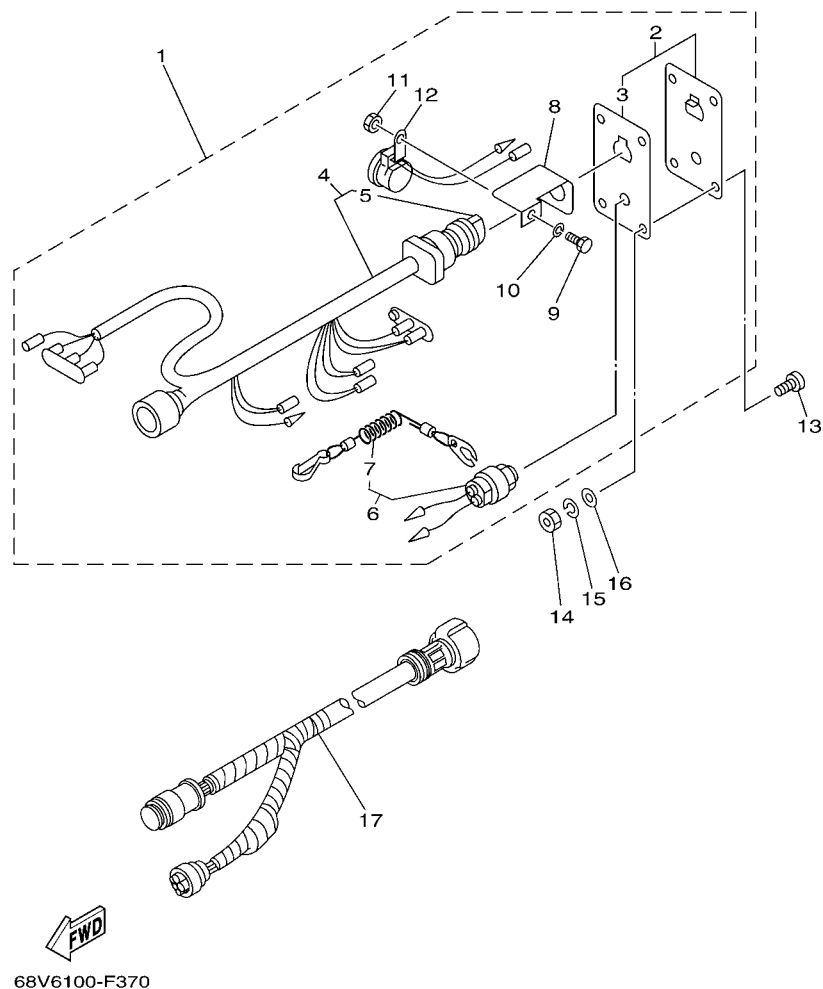


FIG. 37 REMOTE CONTROL ASSY 2 CONTROL REMOTO COMPL 2

REF. NO.	PART NO. CODIGO Nº	DESCRIPTION DESCRIPCION	6F27	6F37	REMARKS OBSERVACIONES
55	704-48153-00	.SHAFT, FREE ACCEL. .EJE		2	
56	704-48166-00	.PLUG .TAPON		2	
57	704-48284-P0	.GROMMET .TAPON		2	
58	704-81950-10	.RELAY ASSY .RELE COMPLETO		2	
59	704-82590-10	.WIRE HARNESS ASSY .CONJUNTO DE CABLES		1	
60	704-48229-R0	.GRIP, CONTROL LEVER .MANGO DE PALANCA CONTROL 2		1	
61	704-82563-H1	.TRIM & TILT SWITCH ASSY .INTERRUPTOR DE INCLINACION		1	
62	704-48128-00	.SCREW 2 .TORNILLO 2		3	
63	704-48156-00	.NUT 1 .TUERCA 1		1	
64	704-82563-J1	.TRIM & TILT SWITCH ASSY .INTERRUPTOR DE INCLINACION		1	
65	704-48285-10	.GROMMET 2 .TAPON 2		1	
66	704-48178-00	.PLATE, SHIFT .PLACA		2	
67	704-48221-P0	.LEVER, CONTROL .PALANCA CONTROL		2	
68	704-48119-41	.COVER .CUBIERTA		1	
69	704-48167-11	.PLUG .TAPON AGUJERO		1	
70	97890-05016	.SCREW, PAN HEAD .TORNILLO		5	

FIG. 38 SWITCH & PANEL

PANEL DE INTERRUPTOR



REF. NO.	PART NO. CODIGO Nº	DESCRIPTION DESCRIPCION	6F27	6F37		REMARKS OBSERVACIONES
1	6R5-82570-05	PANEL SWITCH ASSY INTERRUPTOR DE PANEL COMPL.	1			AP FOR CAR AP FOR CAR
2	704-82571-02	.PANEL, SWITCH .PANEL DE INTERRUPTOR	1			
3	6R5-82588-01	..PLATE ..PLACA	1			
4	6R5-82510-02	.MAIN SWITCH ASSY .CONJUNTO DE LLAVE IGNICION	1			
5	676-82577-00	..CAP, KEY ..TAPA	1			
6	688-82575-01	.ENGINE STOP SWITCH ASSY .INTERRUPTOR DE PARADA COMPL.	1			
7	682-82556-00	..LANYARD, STOP SWITCH ..RETENER	1			
8	64D-82581-00	.STAY, CORD CLAMP .SOPORTE DE GRAMPA DE CABLE	1			
9	97303-05012	.BOLT .TORNILLO	1			
10	92903-05100	.WASHER, SPRING .RONDANA SENCILLA	1			
11	95303-05700	.NUT .TUERCA	1			
12	6R5-83383-00	.BUZZER .ZUMBADOR	1			
13	90149-05M05	SCREW TORNILLO DE REGLAJE	4			AP FOR CAR AP FOR CAR
14	95303-05600	NUT TUERCA	4			AP FOR CAR AP FOR CAR
15	92903-05100	WASHER, SPRING RONDANA SENCILLA	4			AP FOR CAR AP FOR CAR
16	92903-05600	WASHER, PLATE RONDANA SENCILLA	4			AP FOR CAR AP FOR CAR
17	6K1-8258A-40	EXTENSION, WIRE HARNESS (8M) EXTENSION, ARNES DE CABLES (8M)	1			AP FOR CAR (10P) AP FOR CAR (10P)

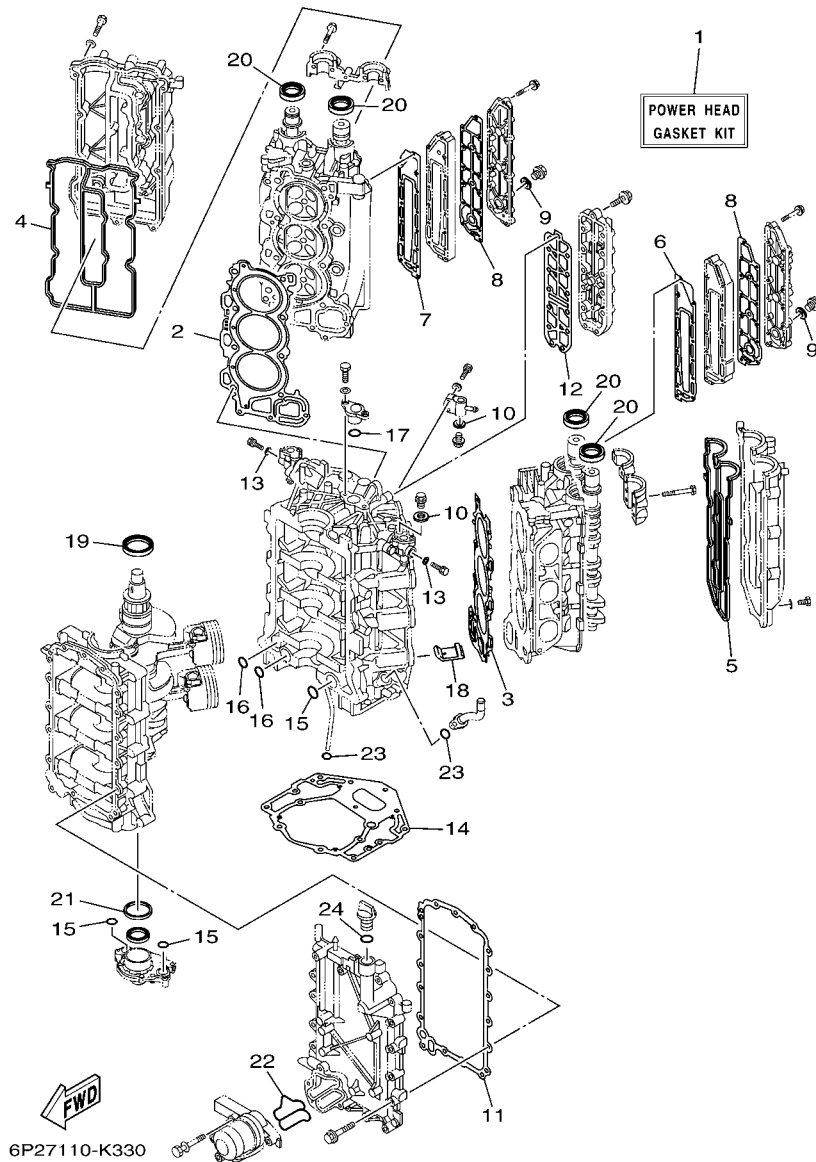


FIG. 39 REPAIR KIT 1

ESTUCHE REPARATION 1

REF. NO.	PART NO. CODIGO Nº	DESCRIPTION DESCRIPCION	6P27	6P37	REMARKS OBSERVACIONES
1	6P2-W0001-01	POWER HEAD GASKET KIT JUEGO DE EMPAQUE DE MOTOR	1	1	
2	6P2-11181-00	.GASKET, CYLINDER HEAD 1 .JUNTA, DE CULATA 1	1	1	
3	6P2-11182-00	.GASKET, CYLINDER HEAD 2 .EMPAQUE CULATA DE CILINDRO 2	1	1	
4	6P2-11193-00	.GASKET, HEAD COVER 1 .EMPAQUE	1	1	
5	6P2-11194-00	.GASKET, HEAD COVER 2 .EMPAQUE DE TAPA DE CULATA 2	1	1	
6	6P2-41112-00	.GASKET, EXHAUST INNER COVER .EMPAQUE	1	1	
7	6P2-41122-00	.GASKET, EXHAUST INNER COVER .EMPAQUE	1	1	
8	6P2-41114-00	.GASKET, EXHAUST OUTER COVER .EMPAQUE	2	2	
9	90430-18130	.GASKET .JUNTA	2	2	
10	90430-14115	.GASKET .JUNTA	2	2	
11	69J-15451-00	.GASKET, CRANKCASE COVER 1 .EMPAQ DE CUBIERTA DE CARTER	1	1	
12	6P2-1131B-00	.GASKET, COVER .EMPAQUE DE CUBIERTA	1	1	
13	90430-05002	.GASKET .JUNTA	2	2	
14	69J-11351-11	.GASKET, CYLINDER .JUNTA, DE CILINDRO	1	1	
15	93210-25552	.O-RING .ANILLO O	3	3	
16	93210-19MJ1	.O-RING .ANILLO O	2	2	
17	93210-25647	.O-RING .ANILLO O	1	1	
18	69J-14664-00	.GROMMET, WATER SHUT .TAPON	2	2	
19	93102-63004	.OIL SEAL .SELLO ACEITE	1	1	
20	93102-38008	.OIL SEAL .SELLO ACEITE	4	4	
21	69J-11355-00	.SEAL, CYLINDER 1 .RETEN ACEITE CILINDRO 1	1	1	
22	6P2-13477-00	.GASKET .EMPAQUE	1	1	
23	93210-19MJ3	.O-RING .ANILLO O	2	2	
24	93210-24M79	.O-RING .ANILLO O	1	1	

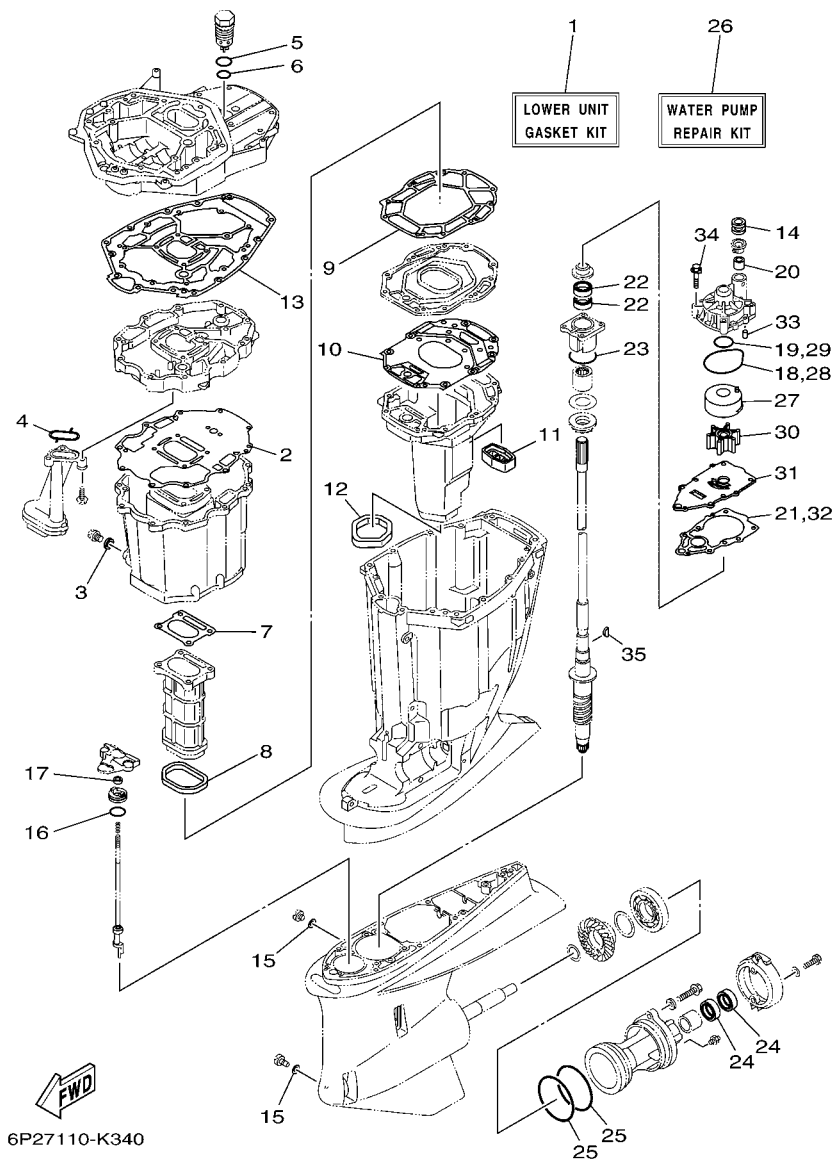


FIG. 40 REPAIR KIT 2

ESTUCHE REPARATION 2

REF. NO.	PART NO. CODIGO Nº	DESCRIPTION DESCRIPCION	6P27	6P37	REMARKS OBSERVACIONES
1	6P2-W0001-30	LOWER UNIT GASKET KIT JUEGO DE EMPAQUE UNIDAD INFER.	1	1	
2	69J-15312-01	.GASKET, OIL PAN .EMPAQ BANDEJA DE ACEITE	1	1	
3	90430-14M09	.GASKET .JUNTA	1	1	
4	69J-13415-00	.SEAL, OIL STRAINER .SELLO COLADOR ACEITE	1	1	
5	93210-347A1	.O-RING .ANILLO O	1	1	
6	93210-28543	.O-RING .ANILLO O	1	1	
7	6P2-41134-00	.GASKET, EXHAUST MANIFOLD .EMPAQUE	1	1	
8	69J-41138-00	.SEAL, EXT. 1 .SELLO, ESCAPE 1	1	1	
9	69J-41135-A0	.GASKET, EXHAUST MANIFOLD .EMPAQUE	1	1	
10	6S1-41136-00	.GASKET, EXHAUST MANIFOLD 4 .EMPAQUE	1	1	
11	69J-45127-00	.SEAL .SELLO DE GOMA	1	1	
12	69J-45123-00	.GASKET, MUFFLER .EMPAQUE SILENCIADOR	1	1	
13	69J-45113-20	.GASKET, UPPER CASING .EMPAQUE	1	1	
14	6E5-44366-00	.DAMPER, WATER SEAL 2 .GOMA DEL SELLO DE AGUA 2	1	1	
15	90430-08020	.GASKET .JUNTA	2	2	
16	93210-33M49	.O-RING .ANILLO O	1	1	
17	93106-09014	.OIL SEAL .SELLO ACEITE	1	1	
18	93210-86M38	.O-RING .ANILLO O	1	1	
19	93210-37160	.O-RING .ANILLO O	1	1	
20	6E5-44365-00	.DAMPER, WATER SEAL 1 .HULE DE SELLO DE AGUA 1	1	1	
21	60X-44315-A0	.GASKET, WATER PUMP .EMPAQUE	1	1	
22	93101-28M16	.OIL SEAL .SELLO ACEITE	2	2	
23	93210-55M14	.O-RING .ANILLO O	1	1	
24	93101-30002	.OIL SEAL .SELLO ACEITE	2	2	
25	93211-04384	.O-RING .ANILLO O	2	2	
26	6P2-W0078-00	WATER PUMP REPAIR KIT ESTUCHE REPARACION BOMBA AGUA	1	1	
27	61A-44322-02	.INSERT, CARTRIDGE .CARTUCHO	1	1	

NUMERICAL INDEX
INDICE NUMERICO

PART NO. CODIGO N°	REF. NO.	PART NO. CODIGO N°	REF. NO.	PART NO. CODIGO N°	REF. NO.	PART NO. CODIGO N°	REF. NO.	PART NO. CODIGO N°	REF. NO.	PART NO. CODIGO N°	REF. NO.
6P2-11110-01	4 - 2	69J-11426-21	3 - 6	6S1-12168-U0	6 - 8	67F-13448-00	1 - 15	6P2-13973-10	13 - 19	6P2-15100-02-9S	2 - 2
69J-11119-00	2 - 13	69J-11427-00	3 - 7	6S1-12168-V0	6 - 8	6P2-13477-00	2 - 55	6P2-13974-10	13 - 14	6P2-15142-00	4 - 41
6P2-11119-00	5 - 16	69J-11478-00	3 - 2	6S1-12168-W0	6 - 8		39 - 22	6P2-13976-00	13 - 2	6P2-15143-00	4 - 47
6P2-1111E-00	5 - 17	6P2-11537-01	6 - 17	6S1-12168-X0	6 - 8	6P2-13532-00	10 - 3	6P2-13976-10	13 - 2	69J-15187-00	2 - 5
6P2-11120-01	4 - 10	6P2-11590-00	6 - 25	6S1-12168-Y0	6 - 8	6P2-13533-00	10 - 2	6C5-1410B-00	11 - 4	69J-15311-00-CA	29 - 1
69J-11133-10	4 - 3	63P-11603-01	3 - 12	6S1-12169-00	6 - 8	6P2-13545-00	10 - 7		11 - 9	69J-15312-01	28 - 49
	4 - 11	6P2-11631-01-93	3 - 11	6P2-12171-02	6 - 9	6P2-13546-00	10 - 10	6P2-1410F-00	12 - 35		40 - 2
6P2-11135-00	4 - 35	69J-11633-00	3 - 13	6P2-12172-02	6 - 13	6P2-13547-00	10 - 18	69J-14137-00	13 - 23	69J-15316-00	28 - 34
6P2-11181-00	4 - 22	69J-11634-01	3 - 14	6P2-12181-01	6 - 11	6P2-13548-00	10 - 19	63P-14148-00	12 - 21	6P2-15362-10	29 - 20
	39 - 2	69J-11654-00	3 - 9	6P2-12182-01	6 - 15	6P2-13556-00	9 - 4	6P2-14149-00	12 - 32	6G8-15363-00	2 - 57
6P2-11182-00	4 - 27	69J-11656-00	3 - 10	69J-12233-00	28 - 11	6P2-13557-00	9 - 5	6P2-14159-00	9 - 13	6P2-15373-01	7 - 18
	39 - 3	69J-11656-10	3 - 10	6P2-12403-00	5 - 22	6P2-13564-00	7 - 3	69J-14164-00	9 - 22	6P2-15377-10	29 - 21
6P2-11191-00-9S	4 - 34	69J-11656-20	3 - 10	6P2-1240H-00-9S	2 - 22	6P2-13573-00	9 - 11	6P2-14180-04	12 - 1	6P2-15411-01-9S	2 - 8
6P2-11192-00-9S	4 - 43	6P2-12111-00	6 - 1	6P3-1240H-00-9S	2 - 27	6P2-13574-00	9 - 21	6P2-14180-10	12 - 1	69J-15451-00	2 - 9
6P2-11193-00	4 - 38	69J-12113-01	6 - 3	67F-12411-01	2 - 20	68V-13577-00	13 - 12	6P2-14181-00	12 - 6		39 - 11
	39 - 4	69J-12117-01	6 - 4	67F-12412-00	2 - 21		13 - 16	6P2-14181-10	12 - 6	69J-15481-00	2 - 6
6P2-11194-00	4 - 44	69J-12118-00	6 - 5	6P2-1243A-00	2 - 36		13 - 21	6P2-14182-00	12 - 2	6P2-15512-00	6 - 26
	39 - 5	69J-12119-00	6 - 6	69J-1243E-00	2 - 37	6P2-13577-00	11 - 5	6P2-14182-10	12 - 2	69J-15761-00	29 - 2
69J-11301-00	4 - 16	6P2-12121-00	6 - 2	6P2-12481-00	18 - 9		11 - 10	6P2-14191-00	12 - 7	6P2-2134X-00	9 - 14
69J-11313-00	2 - 47	69J-12153-00	6 - 7	6P2-12482-00	8 - 3	6P2-13578-00	9 - 8	6P2-14197-00	12 - 36	6E5-21744-00	8 - 4
6P2-1131B-00	2 - 18	68V-12157-00	6 - 21	6P2-12483-00	8 - 5	6P2-13588-00	9 - 7	69J-14225-01	12 - 34		10 - 16
	39 - 12	6S1-12168-00	6 - 8	6P2-12491-00	18 - 10	69J-13593-00	12 - 30	6P2-14255-00	9 - 12	69J-21841-02	12 - 28
6P2-1131C-00-9S	2 - 15	6S1-12168-10	6 - 8	68T-12572-00	22 - 13	6P2-13594-00	7 - 4	68V-14265-00	12 - 29	63P-2411R-00	12 - 5
6E5-11325-00	2 - 16	6S1-12168-20	6 - 8	6P2-1257A-10	13 - 11	6P2-13595-00	10 - 4	6P2-14349-00	10 - 1	6P2-2411T-00	12 - 4
	5 - 9	6S1-12168-30	6 - 8	6P2-1257E-10	13 - 15	69J-13631-00	29 - 16	68V-14356-00	9 - 24	6P2-24135-00	10 - 12
	18 - 15	6S1-12168-40	6 - 8	6R3-12581-00	22 - 14	6P2-13641-00	7 - 12	6P2-14360-00	9 - 6	6P2-24136-00	10 - 13
6P2-11325-00	5 - 8	6S1-12168-50	6 - 8	6R3-12582-00	22 - 15	6P2-13642-00	7 - 15	6P2-14386-00	12 - 9	6P2-24137-00	10 - 15
6P3-11325-00	2 - 24	6S1-12168-60	6 - 8	6R3-12583-00	22 - 16	6P2-13645-00	7 - 13	6P2-1441J-00	7 - 21	6P2-2416A-00	10 - 11
	2 - 29	6S1-12168-70	6 - 8	6P2-12615-00	6 - 22		7 - 16	63P-14435-00	19 - 24	6P2-24170-00	9 - 19
67F-11325-01	4 - 17	6S1-12168-80	6 - 8	6P2-12623-00	6 - 19	6P2-13646-00	7 - 14	6P2-14440-00	7 - 20	6P2-2417H-00	13 - 25
67F-11328-00	4 - 18	6S1-12168-90	6 - 8	6P2-12645-10	6 - 18	6P2-13647-00	7 - 17	6P2-14446-00	12 - 27	6P2-2417J-00	12 - 37
69J-11351-11	2 - 44	6S1-12168-A0	6 - 8	6P2-12663-00	6 - 20	6P2-13711-00	9 - 3	6P2-14496-00	9 - 9	6P2-2417K-00	12 - 39
	39 - 14	6S1-12168-B0	6 - 8	69J-12858-00	2 - 53	69J-13716-00	12 - 31	6P2-14546-00	12 - 10	6P2-2419A-00	9 - 15
69J-11355-00	29 - 17	6S1-12168-C0	6 - 8	6AW-13119-00	29 - 15	6P2-13750-00	9 - 1	6P2-14546-10	12 - 10	60E-24300-01	13 - 13
	39 - 21	6S1-12168-D0	6 - 8	6P2-13160-10	11 - 1	6P2-13751-00	9 - 2	68V-14564-00	12 - 22		13 - 17
6AW-11371-10	28 - 8	6S1-12168-E0	6 - 8	6P2-13161-00	11 - 2	6P2-13758-00	10 - 14	63P-14567-00	12 - 18	6Y2-24307-50	15 - 1
676-11372-00	4 - 5	6S1-12168-F0	6 - 8	6P2-13170-10	11 - 6	6P2-13761-10	11 - 3	68V-14592-10	12 - 33	6H4-24311-00	5 - 27
6P2-11372-00	7 - 24	6S1-12168-G0	6 - 8	6P2-13171-00	11 - 7		11 - 8	69J-14624-01	28 - 47	6P2-24313-10	14 - 18
6P2-11377-00	7 - 29	6S1-12168-H0	6 - 8	69J-13300-02	29 - 12	6P2-13769-00	12 - 11	69J-14664-00	2 - 51	6P2-24314-00	14 - 2
6P2-11410-01	3 - 1	6S1-12168-J0	6 - 8	69J-13329-00	29 - 13	68V-13781-10	12 - 13		39 - 18	6P2-24315-00	13 - 24
69J-11416-01	3 - 4	6S1-12168-K0	6 - 8	69J-13338-00	29 - 14	63P-13784-00	12 - 15	69J-14711-20-9S	28 - 24	6P2-24315-10	13 - 24
69J-11416-11	3 - 4	6S1-12168-L0	6 - 8	69J-13411-00	29 - 8	63P-13784-10	12 - 15	6P2-1475A-00	10 - 5	6P2-24317-00	13 - 27
69J-11416-21	3 - 4	6S1-12168-M0	6 - 8	69J-13415-00	29 - 10	6P2-13906-00	12 - 17	6P2-1475E-00	10 - 6	6P2-24317-10	13 - 27
69J-11417-01	3 - 5	6S1-12168-N0	6 - 8		40 - 4	6P2-13906-10	12 - 17	6P2-1475F-00	10 - 8	6P2-24321-00	12 - 38
69J-11417-11	3 - 5	6S1-12168-P0	6 - 8	67F-13434-20	1 - 25	6P2-13907-00	12 - 14	6P2-1475G-00	10 - 9	6P2-24322-00	13 - 6
69J-11417-21	3 - 5	6S1-12168-R0	6 - 8	60L-13437-62	16 - 24	6P2-13907-10	12 - 14	6P2-14984-00	12 - 19	6P2-24322-10	13 - 6
69J-11426-01	3 - 6	6S1-12168-S0	6 - 8	69J-13440-01	2 - 52	63P-13915-00	12 - 16	6P2-14984-10	12 - 19	6P2-24323-00	13 - 7
69J-11426-11	3 - 6	6S1-12168-T0	6 - 8	6P2-13446-00-9S	2 - 54	6P2-13972-10	13 - 20	6P2-14985-00	12 - 8	6P2-24323-10	13 - 7

NUMERICAL INDEX
INDICE NUMERICO

PART NO. CODIGO N°	REF. NO.	PART NO. CODIGO N°	REF. NO.	PART NO. CODIGO N°	REF. NO.	PART NO. CODIGO N°	REF. NO.	PART NO. CODIGO N°	REF. NO.	PART NO. CODIGO N°	REF. NO.
6P2-24324-00	13 - 5	69J-41121-01-9S	5 - 2	6P2-42761-00	2 - 40	69J-43828-00	27 - 16	69J-4388E-01	26 - 23	6E5-44365-00	33 - 1
6P2-24324-10	13 - 5	6P2-41122-00	5 - 6	67F-42761-01	2 - 39	6H1-43829-00	27 - 19	69J-4388F-00	27 - 14		40 - 20
69J-24325-00	13 - 10		39 - 7	6P2-42766-10	21 - 49	69J-4382E-00	26 - 11	69J-4388H-00	27 - 12	663-44366-00	30 - 6
69J-24325-40	13 - 10	69J-41123-02-9S	5 - 4	69J-42769-00	28 - 30	69J-43830-01	26 - 33	69J-4388J-00	26 - 20		32 - 8
6E5-24351-51	15 - 3	69J-41131-11-CA	28 - 15	69J-42771-00-8D	22 - 3	69J-43831-00	26 - 66	69J-43891-00	27 - 9	6D0-44366-00	31 - 22
6Y2-24360-60	15 - 5	69J-41132-20-9S	28 - 17	69J-42774-10	22 - 7	69J-43833-00	26 - 21	6CJ-43893-00	26 - 46		33 - 22
6P2-24367-00	13 - 4	6P2-41134-00	28 - 18	6AH-42794-40	21 - 59	61A-43835-01	26 - 19	69J-43894-00	26 - 41	6E5-44366-00	31 - 2
6P2-24376-00	10 - 20		40 - 7	6AH-42794-50	21 - 60	6CE-43840-00	26 - 2	69J-43899-01	26 - 31		33 - 2
6R3-24377-00	14 - 22	69J-41135-A0	28 - 21	69J-42815-00-8D	21 - 29	6CJ-43841-00	26 - 42	61A-4389H-00	26 - 8		40 - 14
6R3-24377-10	14 - 4		40 - 9	69J-42816-00-8D	21 - 38	6CJ-43843-00	26 - 53	69J-4389J-00	26 - 32	6D0-44367-00	31 - 19
688-24378-00	10 - 17	6S1-41136-00	28 - 23	69J-42817-00-8D	21 - 30	6CJ-43844-00	26 - 50		26 - 36		33 - 19
69J-24378-00	1 - 21		40 - 10	63P-42818-01	21 - 33	6H1-43844-10	26 - 55	69J-44117-00	23 - 7	6P2-44391-00	21 - 16
6E5-24378-00	13 - 28	69J-41137-10-CA	28 - 1	68V-42818-01	21 - 41	69J-43845-00	26 - 28	69J-44118-00	23 - 27	61A-44511-01	25 - 32
69J-24379-00	12 - 20	69J-41138-00	28 - 20	6P2-42828-00-8D	21 - 27	69A-4384F-00	26 - 39	69J-44120-00	23 - 33	69J-44514-00	25 - 24
6E5-24379-00	22 - 10		40 - 8	69J-42828-02-8D	21 - 26	69J-4384G-00	26 - 58	6P2-44121-00	23 - 22	6G5-44526-00	24 - 3
69J-24410-02	12 - 23	6P2-41273-00	23 - 40	68F-42828-10-8D	21 - 36	6H1-4384G-11	26 - 54	69J-44122-00	23 - 23	69J-44532-00	25 - 27
69J-24410-12	12 - 23	69J-42510-00-8D	25 - 6	69J-43111-01-8D	24 - 1	69J-4384H-00	26 - 10	6P2-44139-00	23 - 39	69J-44533-00	25 - 31
6P2-24422-00	7 - 6	6P2-42610-01	1 - 1	69J-43112-01-8D	24 - 14	61A-4384H-10	26 - 74	6P2-44150-00	30 - 14	68F-44533-01	2 - 41
4SV-24453-00	12 - 3	6P2-42613-00	1 - 2	6E5-43126-02	24 - 43	6CJ-4384M-00	26 - 38	6P3-44150-00	32 - 16	69J-44551-00-8D	25 - 11
	12 - 12	6P2-42615-00	21 - 8	6R3-43131-00	24 - 21	69J-43851-00	26 - 49	69J-44176-01	23 - 10	61A-44552-01-CA	25 - 22
69J-24453-00	12 - 3	68F-42647-01	1 - 4	61A-43132-00	24 - 12	69J-43853-00	26 - 45	61A-44311-01	30 - 17	60X-44555-00	25 - 14
	12 - 12	69J-42647-01	1 - 5	61A-43133-00	24 - 15	69J-43854-00	26 - 57		32 - 19	61A-44575-00	25 - 13
69J-24460-00	13 - 3	68F-42648-01	1 - 13	64D-43144-00	21 - 44	69J-43855-00	26 - 52	60X-44312-00	30 - 29	69J-45111-10-8D	28 - 29
69J-24460-10	13 - 3	60V-42651-01	1 - 9	6G5-43144-00	24 - 33	6H1-43856-10	26 - 56		32 - 31	69J-45113-20	28 - 31
6P2-24461-10	13 - 18	60V-42652-00	1 - 14	6E5-43145-01	34 - 8	61A-43861-00	26 - 14	6E5-44312-00	30 - 22		40 - 13
6P3-24469-00	14 - 9	68F-42663-00	1 - 12	6G5-43148-00	24 - 38		26 - 16		32 - 24	69J-45123-00	28 - 28
6P2-24491-00	12 - 24	61A-42663-00	1 - 6	61A-43181-01	24 - 35		26 - 67	60X-44315-A0	30 - 31		40 - 12
69J-24492-00	12 - 25	6P2-42677-00	1 - 18	6G5-43185-02	24 - 36	69J-43861-00	27 - 6		32 - 33	69J-45127-00	28 - 27
69J-24501-10	13 - 8	6P2-42678-00	1 - 16	61A-43311-21-8D	24 - 30	6H1-43861-00	26 - 6		40 - 21		40 - 11
68V-24519-00	13 - 22	69J-42681-00	1 - 19	61A-43376-00	25 - 4	61A-43864-00	26 - 73		40 - 32	69J-45151-00-8D	22 - 8
6P3-24519-00	14 - 10	69J-42682-00	1 - 20	69J-43800-04-8D	26 - 1	6H1-43869-00	27 - 15	61A-44322-02	30 - 18	69J-45152-10	28 - 35
6P3-24560-01	14 - 6	6P2-42710-00-8D	21 - 1	69J-43801-01	26 - 4	60V-4386A-00	26 - 44		32 - 20	61A-45155-00	28 - 39
6P3-24562-02	14 - 8	648-42715-00	23 - 28	69J-43804-00	27 - 5	69J-4386K-00	27 - 10		40 - 27	69J-45181-10-9S	28 - 22
6P3-24563-00	14 - 7	69J-42716-00	21 - 9	69J-43805-00	27 - 4	61A-43871-00	26 - 15	6P2-44323-00	30 - 30	6P2-45214-00	31 - 10
6P3-24564-00	14 - 11	61A-42717-00	21 - 18	6CE-4380P-00	26 - 12	69J-43871-00	26 - 62		32 - 32		33 - 10
6P2-24566-11	14 - 12	69J-42717-00	21 - 17	6CE-43810-00	26 - 3	6H1-43872-00	26 - 7		40 - 31	6P2-45215-00	31 - 11
6P2-24592-00	12 - 26	6P2-42717-00	21 - 3	61A-43811-00	26 - 9	61A-43874-00	26 - 72	6E5-44352-01	30 - 23		33 - 11
69J-24599-10	13 - 9	6P2-42718-00	21 - 4	61A-43813-01	26 - 18	6H1-43875-00	26 - 29		32 - 25	6P2-45224-00	31 - 14
68V-2481H-00	9 - 25	69J-42723-00-8D	19 - 19	6H1-43814-00	26 - 17	6T4-43875-01	26 - 68		40 - 30		33 - 14
	13 - 26	6E5-42724-00	28 - 7	69J-43816-00	26 - 63	61A-43875-10	26 - 75	6S1-44361-01	31 - 3	6P2-45225-00	31 - 15
69J-28100-01	14 - 24	6P2-42725-00	21 - 7	69J-43817-00	27 - 13	61A-43876-00	26 - 26		33 - 3		33 - 15
67F-2812A-00	18 - 46	6H1-42726-21	21 - 13	61A-43818-00	26 - 25	CS3-4387G-00	26 - 59	6D0-44362-01	31 - 20	6G5-45251-02	24 - 2
69J-41111-01-9S	5 - 1	61A-42727-00	21 - 15	69J-4381C-00	26 - 30	69J-43880-01	27 - 1		33 - 20	6P2-45300-40-8D	30 - 1
6P2-41112-00	5 - 5	6P2-42738-00-8D	21 - 2		26 - 35	69J-43881-01	27 - 11	6D0-44365-00	31 - 21	6P3-45300-40-8D	32 - 1
	39 - 6	69J-42741-00-8D	22 - 1	69J-4381J-00	26 - 64	69J-43882-00	27 - 8		33 - 21	6P2-45301-10-8D	30 - 2
69J-41113-02-9S	5 - 3	6P2-42743-00	21 - 47	69J-43820-00	26 - 71	6H1-43883-00	26 - 43	6E5-44365-00	30 - 21		32 - 2
6P2-41114-00	5 - 7	6H4-42748-00	21 - 6	61A-43821-00	26 - 70	69J-43886-00	27 - 7		31 - 1	69J-45318-01	28 - 37
	39 - 8	68F-42753-00	21 - 54	61A-43822-00	26 - 69	69J-43888-00	27 - 17		32 - 23	65N-45321-00	30 - 11

NUMERICAL INDEX
INDICE NUMERICO

PART NO. CODIGO N°	REF. NO.	PART NO. CODIGO N°	REF. NO.	PART NO. CODIGO N°	REF. NO.	PART NO. CODIGO N°	REF. NO.	PART NO. CODIGO N°	REF. NO.	PART NO. CODIGO N°	REF. NO.
65N-45321-00	32 - 13	69K-45577-20	32 - 74	61A-45641-02	30 - 53	EL8-48127-00	36 - 23	704-48233-00	37 - 53	701-48320-50	35 - 3
6P2-45331-00-9S	30 - 35	61A-45577-30	30 - 69	6H1-45668-00	30 - 58		37 - 23	704-48234-00	36 - 48	701-48320-60	35 - 3
	32 - 37	69K-45577-30	32 - 74		32 - 60	704-48128-00	36 - 2		37 - 48	701-48320-80	35 - 3
6D0-45332-00-CA	30 - 64	61A-45577-40	30 - 69	6P2-45723-00	30 - 34		37 - 2	704-48235-00	36 - 54	6E5-48344-00	23 - 5
6D1-45332-00-CA	32 - 66	69K-45577-40	32 - 74		32 - 36		37 - 62		37 - 54		23 - 42
688-45341-10	30 - 8	61A-45577-50	30 - 69	6D0-45970-00	31 - 28	704-48144-10	36 - 50	704-48238-00	36 - 39	703-48345-01	36 - 19
	32 - 10	69K-45577-50	32 - 74	6D1-45970-00	33 - 28	704-48144-20	37 - 50		37 - 39		37 - 19
6E5-45344-00	30 - 44	61A-45577-60	30 - 69	6K1-45970-01-98	33 - 28	704-48153-00	36 - 55	EL8-48241-00	36 - 26	701-48350-00	35 - 3
	32 - 46	69K-45577-60	32 - 74	6G5-45970-02-98	31 - 28		37 - 55		37 - 26	701-48350-20	35 - 3
6D0-45361-00-8D	30 - 76	6P2-45578-00	30 - 68	6R1-45970-A1	33 - 28	704-48156-00	37 - 63	704-48242-10	36 - 42	701-48350-60	35 - 3
	32 - 81	6K1-45578-01	32 - 71	6R4-45970-A1	31 - 28	EL8-48164-00	36 - 41		37 - 42	703-48358-00	36 - 24
61A-45371-00	31 - 17	6K1-45578-10	32 - 71	6D0-45972-00	31 - 28		37 - 41	EL8-48244-00	36 - 30		37 - 24
	33 - 17	6P2-45578-10	30 - 68	6D1-45972-00	33 - 28	704-48166-00	36 - 56		37 - 30	6P2-48531-00	23 - 1
6D0-45375-00	31 - 9	6K1-45578-20	32 - 71	61A-45972-00-98	31 - 28		37 - 56	EL8-48245-00	36 - 31	63P-48538-00	23 - 3
	33 - 9	6P2-45578-20	30 - 68	61B-45972-00-98	33 - 28	704-48167-01	36 - 61		37 - 31	6E5-61301-01	34 - 10
61A-45376-00	30 - 10	6K1-45578-30	32 - 71	6K1-45972-01-98	33 - 28	704-48167-11	37 - 69	701-48246-00	36 - 5	6E5-61303-00	34 - 14
	32 - 12	6P2-45578-30	30 - 68	6G5-45972-02-98	31 - 28	704-48176-00	36 - 51		37 - 5	6E5-61311-11	34 - 12
61A-45378-00	28 - 44	6K1-45578-40	32 - 71	6R1-45972-A0	33 - 28	704-48176-10	37 - 51	701-48248-00	36 - 38	6E5-61313-00	34 - 11
61B-45383-00	32 - 72	6P2-45578-40	30 - 68	6R4-45972-A0	31 - 28	704-48178-00	37 - 66		37 - 38	6E5-61315-00	34 - 13
69K-45384-00	32 - 73	6K1-45578-50	32 - 71	61A-45974-00-98	31 - 28	704-48178-10	36 - 60	EL8-48251-00	36 - 3	6E5-61350-02	34 - 1
6P2-45501-00	30 - 47	6K1-45578-60	32 - 71	61B-45974-00-98	33 - 28	EL8-48191-00	36 - 16		37 - 3	6E5-61351-01	34 - 2
	32 - 49	61A-45587-00	30 - 38	6K1-45974-02-98	33 - 28		37 - 16	EL8-48254-00	36 - 27	6E5-61355-00	34 - 5
61B-45538-01	32 - 4		32 - 40	6G5-45974-03-98	31 - 28	704-48192-00	36 - 44		37 - 27	6P2-81128-00	16 - 23
6P2-45551-01	30 - 48	61A-45587-10	30 - 38	6R1-45974-A0	33 - 28		37 - 44	EL8-48259-00	36 - 7	6P2-81332-00	16 - 17
	32 - 50		32 - 40	6R4-45974-A0	31 - 28	704-48192-P0	36 - 52		37 - 7	6P2-81336-00	18 - 53
6P2-45560-00	30 - 51	61A-45587-20	30 - 38	6R1-45976-A0	33 - 28		37 - 52	704-48261-00	36 - 15	6P2-81337-00	16 - 19
6P3-45560-00	32 - 53		32 - 40	6R4-45976-A0	31 - 28	704-48205-P1	35 - 1		37 - 15	6P2-81450-00	16 - 1
61A-45567-00	30 - 5	61A-45587-30	30 - 38	6D0-45978-00	31 - 28		36 - 1	704-48262-00	36 - 8	6P2-81460-00	16 - 2
	32 - 7		32 - 40	6D1-45978-00	33 - 28	704-48207-P1	35 - 2		37 - 8	6P2-81614-00	18 - 2
61A-45567-10	30 - 5	61A-45587-40	30 - 38	61A-45978-00-98	31 - 28		37 - 1	704-48264-00	36 - 9	6P2-81639-00	18 - 49
	32 - 7		32 - 40	61B-45978-00-98	33 - 28	704-48215-20	36 - 12		37 - 9	6BR-81800-00	20 - 1
61A-45567-20	30 - 5	61A-45587-50	30 - 38	6K1-45978-02-98	33 - 28	704-48215-30	37 - 12	704-48265-00	36 - 4	69J-81801-00	20 - 5
	32 - 7		32 - 40	6G5-45978-03-98	31 - 28	704-48219-P0	36 - 49		37 - 4	67F-81807-00	20 - 10
61A-45567-30	30 - 5	61A-45587-60	30 - 38	6R1-45978-A0	33 - 28		37 - 49	704-48271-00	36 - 22	67F-81808-00	20 - 8
	32 - 7		32 - 40	6R4-45978-A0	31 - 28	704-48221-P0	36 - 58		37 - 22	67F-81809-00	20 - 19
61A-45567-40	30 - 5	69J-45611-00	30 - 52	69J-45987-00	31 - 23		37 - 67	EL8-48279-00	36 - 47	67F-81810-00	20 - 3
	32 - 7	69K-45611-00	32 - 54		33 - 23	704-48222-P0	36 - 32		37 - 47	67F-81813-00	20 - 6
61A-45567-50	30 - 5	69J-45631-00	30 - 56	688-45997-01	31 - 24		37 - 32	704-48281-00	36 - 13	67F-81820-00	20 - 7
	32 - 7		32 - 58		33 - 24	6X3-48225-20	36 - 43		37 - 13	67F-81821-00	20 - 13
61A-45567-60	30 - 5	61A-45632-00	30 - 55	6BR-45B70-00	31 - 28		37 - 43	EL8-48281-00	36 - 11	6K7-81826-11	20 - 24
	32 - 7		32 - 57	6BS-45B70-00	33 - 28	704-48229-P1	36 - 35		37 - 11	69J-81828-00	20 - 25
6P2-45571-00	30 - 67	61A-45633-00	30 - 57	6BR-45B72-00	31 - 28		37 - 35	704-48283-00	36 - 17	67F-81830-00	20 - 17
6P3-45571-00	32 - 69		32 - 59	6BS-45B72-00	33 - 28	704-48229-R0	37 - 60		37 - 17	67F-81832-00	20 - 11
61A-45577-00	30 - 69	61A-45634-01	30 - 54	6BR-45B74-00	31 - 28	704-48231-00	36 - 25	704-48284-P0	36 - 57	67F-81836-00	20 - 12
69K-45577-00	32 - 74		32 - 56	6BS-45B74-00	33 - 28		37 - 25		37 - 57	69J-81839-00	20 - 21
61A-45577-10	30 - 69	61A-45635-00	30 - 59	6P2-46241-00	6 - 24	704-48232-P1	36 - 40	704-48285-10	37 - 65	67F-8183R-00	20 - 16
69K-45577-10	32 - 74		32 - 61	704-48119-31	36 - 59		37 - 40	704-48287-00	36 - 20	60V-8183T-00	20 - 18
61A-45577-20	30 - 69	61B-45641-01	32 - 55	704-48119-41	37 - 68	704-48233-00	36 - 53		37 - 20	6P2-8183X-00	18 - 34

NUMERICAL INDEX
INDICE NUMERICO

PART NO. CODIGO N°	REF. NO.	PART NO. CODIGO N°	REF. NO.	PART NO. CODIGO N°	REF. NO.	PART NO. CODIGO N°	REF. NO.	PART NO. CODIGO N°	REF. NO.	PART NO. CODIGO N°	REF. NO.
69J-81840-00	20 - 4	6R5-82510-02	38 - 4	6P2-85544-00	18 - 50	90109-06M86	21 - 52	90119-10024	24 - 29	90201-16M00	32 - 51
67F-81841-00	20 - 14	704-82540-20	36 - 10	689-85547-00	14 - 1		21 - 57		25 - 23	90201-24014	16 - 15
69J-81842-00	20 - 20	704-82540-30	37 - 10	6P2-85580-00	16 - 6		23 - 2		25 - 33	90201-26M59	24 - 23
6P2-81845-00	17 - 7	6P3-82553-00	19 - 17	6P2-85722-00	19 - 9	90109-06MA1	16 - 22	90119-10M07	6 - 28	90201-40M00	25 - 7
67F-81846-00	20 - 26	67F-82554-00	21 - 23	6P2-85780-00	2 - 64	90109-08019	23 - 13	90119-10MA2	31 - 8	90201-42014	30 - 41
67F-81850-00	20 - 2	682-82556-00	38 - 7	61A-85790-00	17 - 23	90110-05039	31 - 16		33 - 8		32 - 43
67F-81857-00	20 - 9	6P2-82560-01	2 - 59	63P-85886-00	19 - 23		33 - 16	90149-05M05	38 - 13	90202-08M20	23 - 24
69J-81869-00	20 - 23	69J-82563-00	19 - 16	6P2-85896-00	17 - 25	90110-06038	7 - 5	90151-06M02	5 - 11	90202-28M46	25 - 26
67F-81891-00	20 - 15	704-82563-41	36 - 34	6P2-85897-00	17 - 29	90110-06150	4 - 42	90152-05M08	31 - 12	90202-32M19	25 - 15
6P2-81919-20	18 - 62	704-82563-51	37 - 34	6P2-8591A-25	17 - 2		4 - 48		33 - 12	90202-40M47	25 - 10
6P2-81919-31	18 - 63	704-82563-H1	37 - 61	6P2-8591A-30	17 - 2	90111-06111	22 - 4	90155-10004	4 - 24	90206-14N50	27 - 2
6P2-81923-00	18 - 64	704-82563-J1	37 - 64	6C5-86120-00	9 - 20		22 - 9		4 - 29	90206-15M18	21 - 32
6P2-81925-01	18 - 18	6R5-82570-05	38 - 1	6P2-86120-00	5 - 21	90111-06113	22 - 5	90170-09M05	34 - 19		21 - 40
63P-81941-00	20 - 22	704-82571-02	38 - 2	6P2-8A410-00	23 - 38	90116-10027	2 - 12	90170-14M06	34 - 15	90249-06M19	24 - 39
6P2-81948-00	18 - 24	688-82575-01	38 - 6	6P2-W0001-01	39 - 1	90119-06025	2 - 56	90170-16M19	30 - 50	90269-05005	21 - 50
69J-81949-02	19 - 25	676-82577-00	38 - 5	6P2-W0001-30	40 - 1	90119-06027	5 - 13		32 - 52	90280-04M05	30 - 24
63P-81950-00	18 - 30	6P2-8257V-00	16 - 4	69J-W0070-00	1 - 17	90119-06122	11 - 11	90171-18M04	31 - 26		32 - 26
704-81950-10	37 - 58		17 - 1	6P2-W0078-00	40 - 26	90119-06126	23 - 41		33 - 26		40 - 35
68F-8195A-00	18 - 51	64D-82581-00	38 - 8	6P2-W009A-02-9S	4 - 1	90119-06M17	14 - 13	90173-06001	22 - 2	90280-05015	16 - 14
6P2-81960-02	18 - 1	6P2-82582-00	19 - 2	6P2-W009B-04-9S	2 - 1		28 - 46	90179-06M28	1 - 3	90340-08002	30 - 7
6P2-81972-00-9S	18 - 4	6P2-82582-10	19 - 3	6P2-W009C-02-9S	4 - 9	90119-06M24	7 - 9		7 - 8		32 - 9
60V-81975-A0	18 - 3	69J-82587-00	19 - 20	69J-W1165-01	3 - 8	90119-06M35	7 - 23	90179-08003	20 - 29	90340-14M06	2 - 32
6AH-81994-40	16 - 25	6E5-82588-00	21 - 19	90101-09M70	34 - 18	90119-06M59	9 - 16	90179-24002	16 - 16		5 - 19
6AH-81994-50	16 - 26	6P2-82588-00	2 - 60	90101-12M05	24 - 47		17 - 16	90183-02M03	30 - 61		29 - 6
6AH-81996-00	21 - 61	61A-82588-01	23 - 17		24 - 47	90119-06M82	17 - 3		32 - 63	90340-18M09	5 - 14
6P2-82105-01	18 - 68	6R5-82588-01	38 - 3	90101-12M77	24 - 47	90119-06M92	17 - 22	90185-05002	31 - 13	90344-51019	4 - 4
6P2-82113-00	18 - 48	6P2-82589-00	19 - 5	90101-14002	25 - 18	90119-06M95	18 - 29		33 - 13		4 - 12
6P2-82119-00	18 - 38	6P2-8258A-00	9 - 23	90101-14003	25 - 28	90119-06MA3	18 - 5	90185-09M01	34 - 6	90386-06M12	23 - 26
69J-82147-00	24 - 32	6K1-8258A-40	38 - 17	90105-05012	2 - 25	90119-06MA4	2 - 19		34 - 20	90386-10M16	24 - 37
6E5-82148-00	24 - 9	704-82590-10	37 - 59		2 - 30	90119-06MA5	18 - 6	90185-14M00	25 - 20	90386-12069	23 - 12
6H1-82148-00	24 - 6	6P2-82590-31	19 - 1	90105-06M07	4 - 19	90119-06MA6	5 - 23		25 - 29	90386-15M73	21 - 31
6E5-82149-00	25 - 17	6P2-82594-00	21 - 56	90105-06M09	2 - 14		7 - 11	90185-22M11	24 - 24		21 - 39
67F-82151-00	18 - 41	704-82594-00	36 - 33		5 - 18	90119-07001	4 - 7	90201-02M00	30 - 60	90386-18M14	24 - 45
6P2-82151-00	18 - 40		37 - 33	90105-08049	30 - 73	90119-07234	4 - 8		32 - 62		26 - 24
67F-82151-10	18 - 42	60V-8259F-00	23 - 15		32 - 78		4 - 15	90201-06068	21 - 35	90386-18M63	24 - 44
67F-82151-20	18 - 43	69J-8259F-00	23 - 16	90105-10M00	31 - 18	90119-07235	4 - 14		21 - 43	90386-25M31	24 - 22
67F-82151-40	18 - 44	6P2-8259M-00	18 - 60		33 - 18	90119-08009	2 - 11	90201-08023	30 - 74	90386-39M89	25 - 8
67F-82151-50	18 - 45	68F-82846-00	18 - 47	90109-06M80	2 - 23	90119-08021	4 - 26		32 - 79	90386-90M90	23 - 35
6P2-82170-01	18 - 39	6R5-83383-00	38 - 12		2 - 28		4 - 31	90201-09M02	23 - 36	90387-06037	28 - 12
6P2-82310-01	17 - 17	6E5-83558-00	28 - 41	90109-06M81	21 - 20	90119-08102	28 - 2	90201-10M01	6 - 29	90387-06044	17 - 21
6P2-82314-00	17 - 20	6P2-83597-00	2 - 63	90109-06M82	21 - 5	90119-08M14	30 - 33	90201-10M20	34 - 7	90387-06119	17 - 15
6P2-82316-00	17 - 4	69J-83614-10	19 - 21		21 - 28		32 - 35	90201-10M76	34 - 17		18 - 28
6A0-82317-00	17 - 14	6AW-83651-00	2 - 62		21 - 37		40 - 34	90201-12M05	24 - 49	90387-06263	29 - 9
	18 - 27	6P2-83652-00	5 - 24		21 - 48	90119-08M22	21 - 10	90201-13M01	24 - 48	90387-06M26	19 - 6
663-82317-01	16 - 20	69J-8366G-02	21 - 51	90109-06M86	19 - 22	90119-08M66	2 - 7	90201-15M58	25 - 19	90387-06M60	9 - 18
68V-82377-00	21 - 58	69J-83672-11	25 - 1		21 - 22	90119-08M91	4 - 25	90201-16015	25 - 25		14 - 15
6P2-82380-00	9 - 10	6P2-85075-00	17 - 26		21 - 24		4 - 30	90201-16016	25 - 16	90387-08M37	21 - 12
6P2-82389-00	2 - 61		17 - 30		21 - 45	90119-10007	28 - 32	90201-16M00	30 - 49	90387-10M05	24 - 40

NUMERICAL INDEX
INDICE NUMERICO

PART NO. CODIGO N°	REF. NO.	PART NO. CODIGO N°	REF. NO.	PART NO. CODIGO N°	REF. NO.	PART NO. CODIGO N°	REF. NO.	PART NO. CODIGO N°	REF. NO.	PART NO. CODIGO N°	REF. NO.
90387-10M08	4 - 23	90464-12010	14 - 21	90480-22M81	21 - 11	92995-06600	2 - 35	93101-30002	32 - 76	93211-04384	30 - 72
	4 - 28	90464-13249	17 - 11	90501-10M77	30 - 62		2 - 43		40 - 24		32 - 77
	6 - 27	90464-18001	21 - 53		32 - 64		2 - 50	93102-38008	6 - 23		40 - 25
90387-10M61	34 - 3	90464-18004	18 - 17	90501-11M10	30 - 16		4 - 33		39 - 20	93306-210U0	30 - 66
90430-05002	2 - 26		22 - 20		32 - 18		4 - 40	93102-63004	3 - 3	93311-83280	30 - 3
	2 - 31	90464-18005	13 - 30	90501-12082	23 - 30		4 - 46		39 - 19		32 - 3
	39 - 13	90464-18246	19 - 13	90501-450A2	30 - 43		5 - 26	93106-09014	30 - 13	93315-43064	30 - 70
90430-06M03	4 - 20	90464-19M45	17 - 5		32 - 45		7 - 28		32 - 15		32 - 75
90430-08020	30 - 9		19 - 8	90506-16003	24 - 42		14 - 17		40 - 17	93315-660W3	32 - 5
	32 - 11	90464-20011	7 - 30	90506-18M40	21 - 46		16 - 13	93106-19N50	26 - 5	93317-330U2	30 - 37
	40 - 15	90464-20258	21 - 55	90508-20020	23 - 14		17 - 9	93210-064A5	26 - 51		32 - 39
90430-14115	2 - 33	90464-21002	18 - 13	90560-12M01	34 - 4		17 - 19	93210-08391	26 - 48	93332-00048	32 - 68
	5 - 20	90464-23199	17 - 6	91318-05025	26 - 60		17 - 28	93210-09165	23 - 34	93332-000W1	30 - 4
	39 - 10	90464-99004	7 - 22	91318-05040	26 - 65		17 - 33		27 - 18	93341-34019	30 - 40
90430-14M09	29 - 7	90465-06M86	23 - 20	91490-20015	23 - 37		18 - 12	93210-16275	34 - 9		32 - 42
	40 - 3	90465-08M83	24 - 18	91490-40030	31 - 27		18 - 37	93210-17239	26 - 22	93341-440U5	32 - 70
90430-18130	5 - 15		24 - 26		33 - 27		18 - 56	93210-18397	26 - 27	93341-670V0	32 - 6
	39 - 9	90465-11M10	2 - 38	91690-30010	23 - 4		18 - 59	93210-19MJ1	2 - 46	93341-930U9	30 - 39
	28 - 43		2 - 65		23 - 32		19 - 11		39 - 16		32 - 41
90445-07010	8 - 1		7 - 31	91690-30020	24 - 41		23 - 9	93210-19MJ3	7 - 25	93399-999T6	27 - 3
90445-09120	18 - 7		8 - 8	91690-40010	5 - 12		24 - 5		29 - 22	93410-18M02	24 - 46
90445-11028	22 - 17		14 - 5	91809-08006	4 - 6		24 - 8		39 - 23	93410-37M04	25 - 12
90445-11182	1 - 24		14 - 19		4 - 13		24 - 11	93210-24M79	2 - 58	93420-36M01	28 - 38
90445-11699	1 - 23		14 - 23	91814-18001	2 - 4		24 - 20		39 - 24	93430-06024	36 - 6
90445-11M27	1 - 22		21 - 14	92780-06020	36 - 28		24 - 28	93210-25552	2 - 45		37 - 6
90445-11M47	22 - 11		22 - 18		37 - 28		25 - 3		29 - 19	93501-04011	30 - 63
90445-13511	14 - 3		23 - 19	92903-05100	38 - 10		28 - 14		39 - 15		32 - 65
90445-13M01	15 - 2		24 - 25		38 - 15		30 - 28	93210-25647	2 - 48	93501-04M02	23 - 29
90446-10M01	8 - 6		28 - 42	92903-05600	38 - 16		32 - 30		39 - 17	93501-08001	26 - 47
90447-13009	22 - 12	90465-13M18	7 - 19	92903-06600	18 - 33	92995-08600	18 - 20	93210-28543	28 - 10	93503-16003	26 - 37
90462-08026	18 - 54		18 - 21	92903-08100	18 - 67		18 - 23		40 - 6	93505-32038	26 - 13
90462-08032	16 - 3		18 - 25	92903-08600	20 - 28		30 - 26	93210-33M49	30 - 12		26 - 34
	17 - 31		19 - 15	92907-04600	4 - 37		30 - 46		32 - 14	93604-35236	26 - 61
90462-20001	21 - 21	90465-14M66	17 - 12	92990-05100	16 - 8		30 - 78		40 - 16	93605-10108	6 - 10
90464-06001	16 - 5		18 - 26	92990-05300	36 - 36		32 - 28	93210-347A1	28 - 9		6 - 12
	19 - 12		19 - 4		37 - 36		32 - 48		40 - 5		6 - 14
90464-08004	17 - 13		19 - 7	92990-05600	16 - 9		32 - 83	93210-35321	25 - 9		6 - 16
90464-08051	19 - 14	90467-08M18	5 - 28	92990-06100	1 - 7	92995-10100	31 - 6	93210-37160	30 - 20	93606-12019	2 - 3
90464-09010	23 - 21		18 - 14	92990-06300	36 - 46		33 - 6		32 - 22		2 - 10
90464-09M21	8 - 7	90467-09M03	8 - 2		37 - 46	92995-10600	28 - 4		40 - 19		28 - 45
	18 - 8	90468-18008	23 - 6	92990-10600	17 - 24		31 - 7		40 - 29		30 - 32
90464-09M47	18 - 61		23 - 25	92990-18200	31 - 25		33 - 7	93210-55M14	30 - 42		32 - 34
	21 - 25		23 - 43		33 - 25	92995-14600	25 - 21		32 - 44		40 - 33
90464-10M57	19 - 18	90480-06M19	15 - 4	92995-06100	7 - 27		25 - 30		40 - 23	93606-19M23	28 - 26
90464-11121	17 - 10	90480-10M23	9 - 17		16 - 12	93101-28M16	30 - 36	93210-86M38	30 - 19	93608-12M05	31 - 4
90464-12009	13 - 31	90480-12314	16 - 21		18 - 36		32 - 38		32 - 21		33 - 4
	14 - 20	90480-14018	14 - 14		18 - 58		40 - 22		40 - 18	93608-16M16	28 - 6
90464-12010	13 - 29	90480-14M17	22 - 6	92995-06600	1 - 11	93101-30002	30 - 71		40 - 28		28 - 16

NUMERICAL INDEX
INDICE NUMERICO

PART NO. CODIGO Nº	REF. NO.	PART NO. CODIGO Nº	REF. NO.	PART NO. CODIGO Nº	REF. NO.	PART NO. CODIGO Nº	REF. NO.	PART NO. CODIGO Nº	REF. NO.	PART NO. CODIGO Nº	REF. NO.
93608-16M16	28 - 33	97095-06025	24 - 4	97980-06216	28 - 48						
	29 - 5	97095-06030		97985-04116	23 - 18						
93700-06M01	23 - 11		4 - 39	97985-06210	16 - 18						
93700-06M03	24 - 17		4 - 45	98507-04008	4 - 36						
	24 - 31		5 - 25		12 - 33						
93700-09M00	30 - 75	97095-06035	16 - 11	98580-05008	13 - 1						
	32 - 80		19 - 10	98780-04015	2 - 17						
94702-00400	4 - 49		23 - 8		5 - 10						
95303-05600	38 - 14	97095-08016	18 - 22		18 - 16						
95303-05700	38 - 11		18 - 65	98780-05018	36 - 29						
95333-08600	18 - 66	97095-08020	18 - 19		37 - 29						
95380-05600	36 - 21		30 - 77	99001-08600	30 - 15						
	37 - 21		32 - 82		32 - 17						
95380-06600	1 - 8	97095-08025	30 - 45	99002-03600	26 - 40						
	36 - 37		32 - 47	99530-08012	16 - 10						
	37 - 37	97095-08030	30 - 25	99530-10114	7 - 2						
95380-12600	24 - 50		32 - 27	99590-10114	30 - 65						
95380-14700	34 - 16	97095-10045	31 - 5		32 - 67						
95780-10300	25 - 5		33 - 5								
95812-06025	29 - 11	97303-05012	38 - 9								
95895-06010	28 - 40	97380-06018	36 - 18								
95895-06016	29 - 23		37 - 18								
97013-06025	18 - 32	97575-06516	7 - 7								
97013-08045	20 - 27	97575-06535	23 - 31								
97075-10045	28 - 3	97575-06540	29 - 18								
97095-06010	24 - 7	97575-08535	28 - 25								
	24 - 34		29 - 4								
97095-06012	17 - 32	97575-08540	4 - 21								
	18 - 11		7 - 1								
97095-06014	14 - 16		7 - 10								
	24 - 27	97575-08560	29 - 3								
	28 - 36	97575-08590	28 - 19								
97095-06016	1 - 10	97575-10535	28 - 5								
	17 - 8	97595-06610	18 - 31								
	18 - 55	97780-50620	18 - 52								
	30 - 27	97780-60520	22 - 19								
	32 - 29	97880-05012	16 - 7								
97095-06020	2 - 49	97885-06010	24 - 13								
	7 - 26		24 - 16								
	17 - 18	97885-06012	24 - 10								
	17 - 27		24 - 19								
	18 - 35	97885-06016	25 - 2								
	18 - 57	97890-05016	36 - 62								
	21 - 34		37 - 70								
	21 - 42	97890-05025	36 - 14								
	28 - 13		37 - 14								
97095-06025	2 - 34	97890-06018	36 - 45								
	2 - 42		37 - 45								