



**PARTS
CATALOGUE
CATÁLOGO
DE PEÇAS**

F250AET'14 (6P2B)

FL250AET'14 (6P3B)

F250AET/FL250AET
PARTS CATALOGUE
©2014 by Yamaha Motor Co., Ltd.
1st edition, July 2014
All rights reserved.
Any reprinting or unauthorized use
without the written permission of
Yamaha Motor Co., Ltd.
is expressly prohibited.

F250AET/FL250AET
CATÁLOGO DE PEÇAS
©2014, Yamaha Motor Co., Ltd.
1ª edição, Julho 2014
Todos os direitos reservados.
É proibida expressamente toda e qualquer
reimpressão ou utilização sem a autorização
por escrita da
Yamaha Motor Co., Ltd.

FOREWORD

This Parts Catalogue is related to the parts for the model(s) on the cover page. When you are ordering replacement parts, please refer to this Parts Catalogue and quote both part numbers and part names correctly.

1. Modifications or additions which have been made after the issue of the Parts Catalogue will be announced in the Parts News.
It is advisable that you make the necessary corrections to the Parts Catalogue according to the Parts News.

2. Abbreviations

The following abbreviations are used in this Parts Catalogue.

“UR” Use specified parts number.

“UN” Use as many as needed.

“AP” Alternate Parts

“LM” Locally Made (Parts need to be ordered locally)

“F#” Frame No. (Applicable machine No.)

“O/S” Over Size

3. The number of components for assembly

- Parts, which are to be supplied in an assembly, are listed with a dot (.) in front of the part name as shown below.
- The numeral appearing to the right of each component part indicates the quantity of parts for each assembly unit.

PART NO.	DESCRIPTION	Q'TY	REMARKS
2F5-83310-60	FRONT FLASHER LIGHT ASSY	2	
115-83311-60	.BULB (6V-18W)	1	

4. Applicable colours of graphics are represented in the “REMARKS” as shown below.

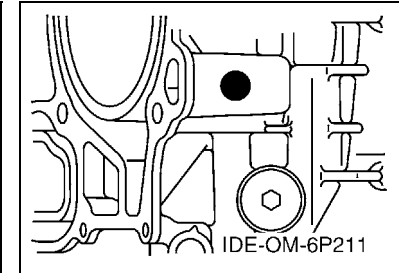
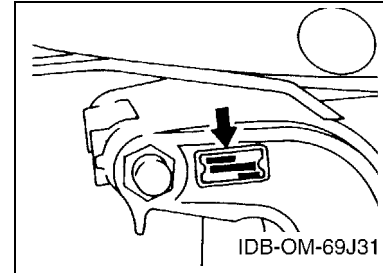
PART NO.	DESCRIPTION	Q'TY	REMARKS
2N4-24110-00-X5	FUEL TANK COMP.	2	MXR
3J1-24240-10	.GRAPHIC, FUEL TANK	1	FOR MXR

5. Note that the illustrations for reference in finding parts numbers are not to be used for assembling. When assembling, please use the applicable service manual.

6. The asterisk (*) before a reference number indicates modified items after the first edition.

7. Applicable Serial No.

Engine Serial No.



8. Applicable Engine Starting Serial No.

Model	Serial No.	Model	Serial No.
F250A	6P2-1039404	FL250A	6P3-1014845

9. Applicable Colour Code

Abbreviation	Colour Name	Colour Code
DBN1	DARK BLUISH GRAY 1	008D

10. Quantity Column Information

Column No.	Name Of Q'ty Column	Applicable Model
1	6P2B	F250AET
2	6P3B	FL250AET

PREFÁCIO

Este Catálogo de Peças se refere as Peças dos modelos relacionados na capa. Quando for solicitar peças de reposição para estes Modelos, recorra a este Catálogo de Peças e especifique corretamente os códigos e Nomes das Peças.

1. As Modificações ou adições que tenham sido efetuadas após a publicação deste Catálogo de Peças, serão comunicadas a Rede de Concessionárias através das informações de Modificação de Peças (Parts News).

2. Abreviaturas

Seguem abaixo as abreviaturas utilizadas neste Catálogo de Peças:

“UR” Uso Restrito para o Código da Peça

“UN” Uso Necessário

“AP” Peça Alternativa

“LM” Fabricação Local (A peça pode ser pedida localmente)

“F#” No. de Série do Chassi (Aplicação do Número de Série)

“O/S” Tamanho Maior

3. Peças componentes de conjuntos

- As peças que são fornecidas dentro de conjuntos estão listadas com um ponto de identificação (.) como segue abaixo.
- O número que aparece a direita da descrição da Peça indica o número de Peças usado em cada Conjunto Individual.

No. PEÇA	DESCRIÇÃO	QTDE	OBSERVAÇÕES
2F5-83310-60	PISCA DIANTEIRO CONJ.	2	
115-83311-60	.LÂMPADA (6V-18W)	1	

4. Os gráficos que são Aplicados em Peças Coloridas estão representados na coluna “OBSERVAÇÕES”, como segue abaixo.

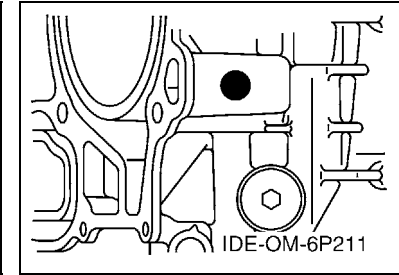
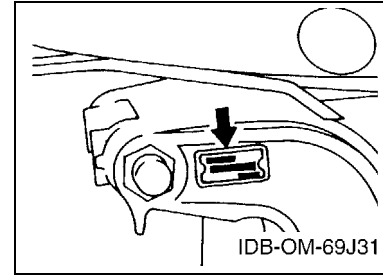
No. PEÇA	DESCRIÇÃO	QTDE	OBSERVAÇÕES
2N4-24110-00-X5	TANQUE DE COMBUSTÍVEL COMPL.	2	MXR
3J1-24240-10	.GRÁFICO, TANQUE DE COMB.	1	PARA MXR

5. Observe que as ilustrações são referentes apenas a indicação dos códigos das peças, e não para montagem. Para montagem, por favor utilize o Manual de Montagem apropriado.

6. O asterisco (*) antes do Número de referência da peça indica a modificação ocorrida após a primeira edição.

7. Aplicação do Número de Série

No. de Série do Motor



8. Aplicação do No. de Série Inicial

Modelo	No. Série	Modelo	No. Série
F250A	6P2-1039404	FL250A	6P3-1014845

9. Aplicação do Código de Cor

Abreviação	Nome da Cor	Código da Cor
DBN1	DARK BLUISH GRAY 1	008D

10. Informação na Coluna de Quantidade

No. da Coluna	Nome na Coluna de Qtde	Modelo Aplicável
1	6P2B	F250AET
2	6P3B	FL250AET

CONTENTS

SCHEDULED SERVICE PARTS	1
TOP COWLING	2
CYLINDER & CRANKCASE 1	3
CRANKSHAFT & PISTON	6
CYLINDER & CRANKCASE 2	7
CYLINDER & CRANKCASE 3	9
VALVE	11
INTAKE 1	14
INTAKE 2	16
THROTTLE BODY ASSY 1	18
THROTTLE BODY ASSY 2	19
THROTTLE BODY ASSY 3	20
FUEL INJECTION PUMP 1	21
FUEL INJECTION PUMP 2	23
FUEL 1	24
FUEL 2	25
GENERATOR	26
ELECTRICAL 1	27
ELECTRICAL 2	29
ELECTRICAL 3	32
STARTING MOTOR	33
BOTTOM COWLING 1	35
BOTTOM COWLING 2	38
CONTROL	39
BRACKET 1	41
BRACKET 2	43
POWER TRIM & TILT ASSY 1	45
POWER TRIM & TILT ASSY 2	48
UPPER CASING	49
OIL PAN	51
LOWER CASING & DRIVE 1	52
LOWER CASING & DRIVE 2	56
LOWER CASING & DRIVE 3	58
LOWER CASING & DRIVE 4	62
STEERING GUIDE	64
REPAIR KIT 1	65
REPAIR KIT 2	66
INDEX	
NUMERICAL INDEX	68

ÍNDICE GERAL

PECAS DE MANUTENCAO PROGRAMADA	1
CAPO SUPERIOR	2
CARCACA DO CILINDRO 1	3
VIRABREQUIM E PISTAO	6
CARCACA DO CILINDRO 2	7
CARCACA DO CILINDRO 3	9
VALVULA	11
ADMISSAO 1	14
ADMISSAO 2	16
CORPO DO ACELERADOR CONJUNTO 1	18
CORPO DO ACELERADOR CONJUNTO 2	19
CORPO DO ACELERADOR CONJUNTO 3	20
BOMBA DE INJECAO COMBUSTIVEL 1	21
BOMBA DE INJECAO COMBUSTIVEL 2	23
COMBUSTIVEL	24
COMBUSTIVEL 2	25
GERADOR	26
SISTEMA ELETRICO 1	27
SISTEMA ELETRICO 2	29
SISTEMA ELETRICO 3	32
MOTOR DE PARTIDA	33
BANDEJA DO CAPO 1	35
BANDEJA DO CAPO 2	38
CONTROLE	39
SUPORTE 1	41
SUPORTE 2	43
SISTEMA INCLINACAO 1	45
SISTEMA INCLINACAO 2	48
CAPA INFERIOR	49
BANDEJA DE OLEO	51
CARCACA INF. E TRANSMISSAO 1	52
CARCACA INF. E TRANSMISSAO 2	56
CARCACA INF. E TRANSMISSAO 3	58
CARCACA INF. E TRANSMISSAO 4	62
HASTE DA DIRECAO	64
KIT DE REPARO 1	65
KIT DE REPARO 2	66
ÍNDICE GERAL	
ÍNDICE NUMÉRICO	68

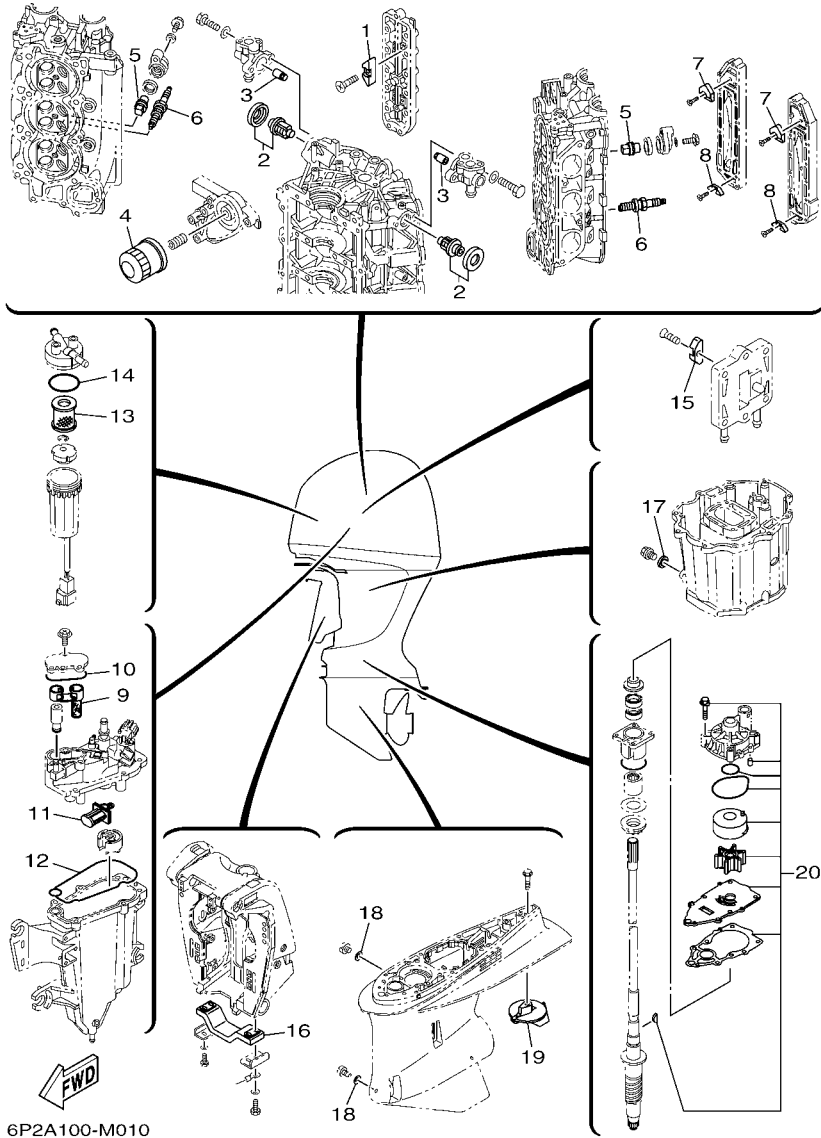


FIG. 1 SCHEDULED SERVICE PARTS PECAS DE MANUTENCAO PROGRAMADA

REF. NO.	PART NO. No. PEÇA	DESCRIPTION DESCRIÇÃO	6P2B	6P3B		REMARKS OBSERVAÇÕES
1	6E5-11325-00	ANODE ANODO	4	4		
2	67F-12411-01	THERMOSTAT TERMOSTATO	2	2		
3	6P3-11325-00	ANODE ANODO	2	2		
4	69J-13440-03	ELEMENT ASSY, OIL CLEANER ELEMENTO DO FILTRO DE OLEO CJ	1	1		
5	67F-11325-01	ANODE ANODO	4	4		
6	94702-00400	PLUG, SPARK (NGK LFR6A-11) VELA DE IGNICAO (NGK LFR6A-11)	6	6		
7	6P2-11325-00	ANODE ANODO	2	2		
8	6E5-11325-00	ANODE ANODO	2	2		
9	6CB-24501-01	FILTER, FUEL FILTRO DE COMBUSTIVEL	1	1		
10	6CB-13016-00	O-RING ANEL DE BORRACHA	1	1		
11	63P-13915-00	FILTER FILTRO	1	1		
12	6CB-14984-00	GASKET, FLOAT CHAMBER GAXETA DA CAMARA DA BOIA.	1	1		
13	6P3-24563-01	ELEMENT, FILTER ELEMENTO DO FILTRO	1	1		
14	6P3-24564-00	GASKET GAXETA	1	1		
15	6E5-11325-00	ANODE ANODO	1	1		
16	6G5-45251-02	ANODE ANODO	1	1		
17	90430-14M09	GASKET GAXETA	1	1		
18	90430-08020	GASKET GAXETA	2	2		
19	61A-45371-00	TAB-TRIM ESTABILIZADOR DE DIRECAO	1	1		
20	6P2-W0078-00	WATER PUMP REPAIR KIT JOGO DE REPARO DA BOMBA D'AGUA	1	1		

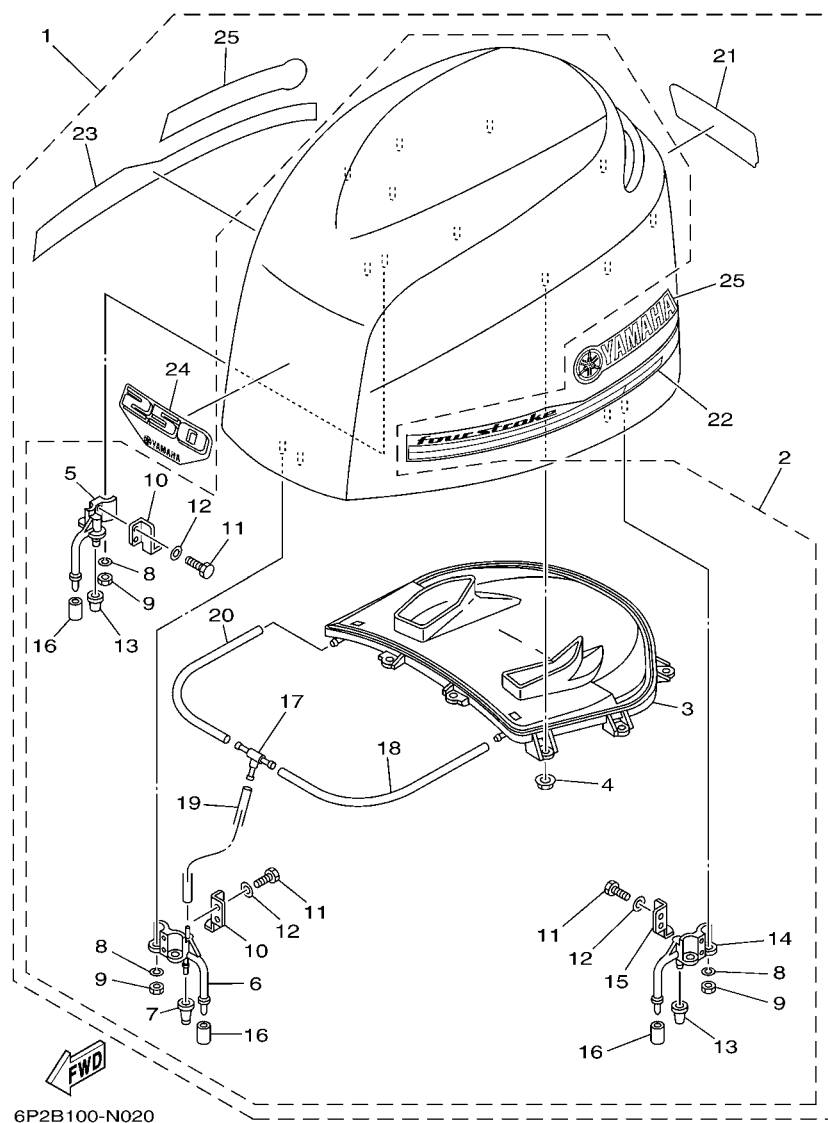
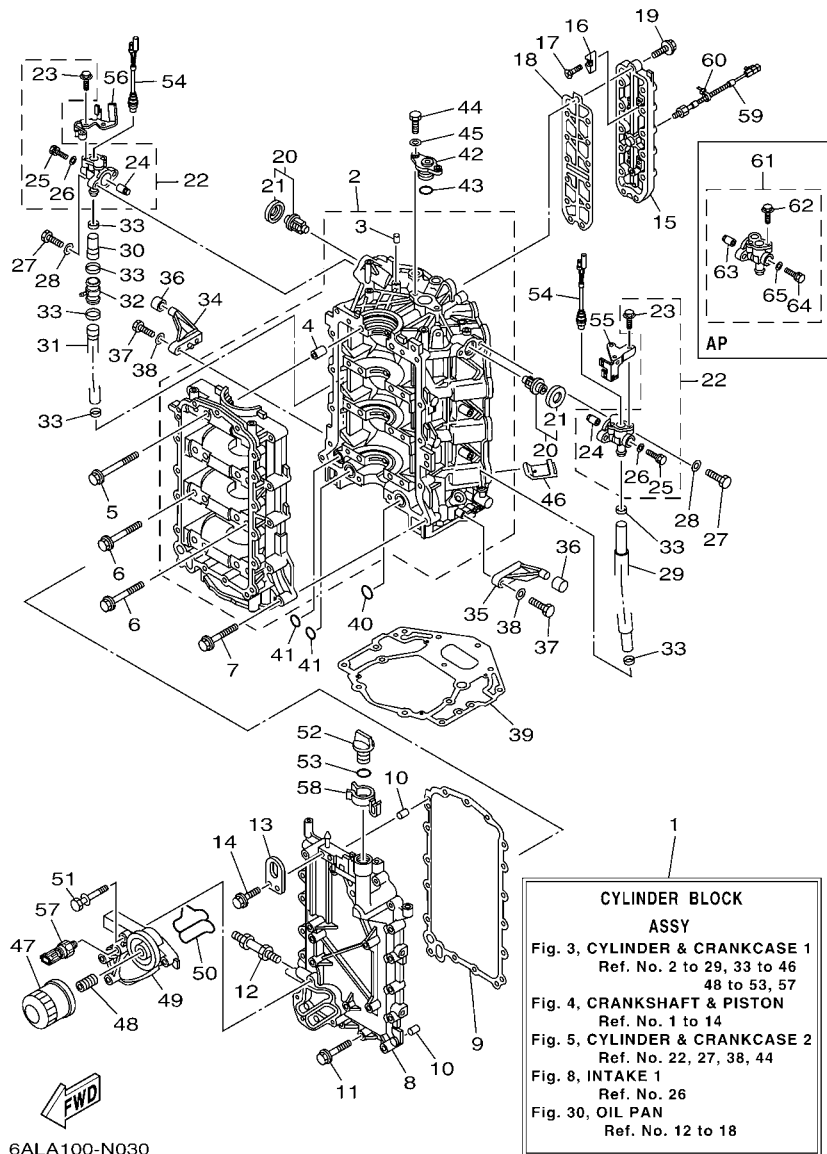


FIG. 2 TOP COWLING

CAPO SUPERIOR

REF. NO.	PART NO. No. PEÇA	DESCRIPTION DESCRIÇÃO	6P2B	6P3B	REMARKS OBSERVAÇÕES
1	6P2-42610-30	TOP COWLING ASSY CAPO SUPERIOR CONJ.	1	1	
2	6P2-4261A-00	..TOP COWLING W/O GRAPHICS ..CAPO SUPERIOR SEM GRAFICOS	1	1	
3	6P2-42613-00	..MOLDING, AIR DUCT ..MOLDURA DO DUTO DE AR	1	1	
4	90179-06M28	..NUT ..PORCA	9	9	
5	68F-42647-01	..HOLDER, CLAMP BAND ..SUPPORTE DA BRACADEIRA	1	1	
6	69J-42647-01	..HOLDER, CLAMP BAND ..SUPPORTE DA BRACADEIRA	1	1	
7	69J-42663-00	..DAMPER ..AMORTIZADOR	1	1	
8	92990-06100	..WASHER, SPRING ..ARRUELA COM MOLA	6	6	
9	95380-06600	..NUT, HEXAGON ..PORCA SEXTAVADA	6	6	
10	60V-42651-01	..HOOK ..GANCHO	2	2	
11	97095-06016	..BOLT ..PARAFUSO	6	6	
12	92995-06600	..WASHER ..ARRUELA	6	6	
13	68F-42663-00	..DAMPER ..AMORTIZADOR	2	2	
14	68F-42648-01	..HOLDER, CLAMP BAND ..SUPPORTE DA BRACADEIRA	1	1	
15	60V-42652-00	..HOOK ..GANCHO	1	1	
16	67F-13448-00	..CAP ..CAPA	3	3	
17	69J-24378-00	..PIPE, JOINT 3 ..JUNCAO DO TUBO 3	1	1	
18	90445-11M27	..HOSE (L240) ..TUBO (L240)	1	1	
19	90445-11699	..HOSE (L500) ..TUBO (L500)	1	1	
20	90445-11182	..HOSE (L300) ..TUBO (L300)	1	1	
21	6P2-42678-20	..GRAPHIC, REAR ..GRAFICO TRASEIRO	1	1	
22	6AS-42675-00	..GRAPHIC, SIDE 1 ..GRAFICO LATERAL	1	1	
23	6AS-42676-00	..GRAPHIC, SIDE 2 ..GRAFICO LATERAL	1	1	
24	6P2-42677-20	..GRAPHIC, FRONT ..GRAFICO DIANTEIRO	1	1	
25	63P-42681-20	..MARK, COWLING ..MARCA DO CAPO (ADESIVO)	2	2	



6ALA100-N030

FIG. 3 CYLINDER & CRANKCASE 1 CARCACA DO CILINDRO 1

REF. NO.	PART NO. No. PEÇA	DESCRIPTION DESCRIÇÃO	6F2B	6F3B	REMARKS OBSERVAÇÕES
1	6P2-W009B-10-9S	CYLINDER BLOCK ASSY GRUPO DE FORÇA CONJUNTO	1	1	
2	6P2-15100-10	CRANKCASE ASSY CARCACA DO MOTOR COMPLETA	1	1	
3	93606-12019	.PIN, DOWEL .PINO GUIA	1	1	
4	91814-18002	.PIN, DOWEL .PINO GUIA	8	8	
5	6P2-15187-00	BOLT PARAFUSO	8	8	
6	6P2-15481-00	BOLT 1 PARAFUSO 1	8	8	
7	90119-08M66	BOLT, WITH WASHER PARAFUSO COM ARRUELA	13	13	
8	6P2-15411-01-9S	COVER, CRANKCASE 1 TAMPA DA CARCACA 1	1	1	
9	69J-15451-00	GASKET, CRANKCASE COVER 1 GAXETA DA TAMPA DA CARCACA 1	1	1	
10	93606-12019	PIN, DOWEL PINO GUIA	2	2	
11	90119-08009	BOLT, WITH WASHER PARAFUSO COM ARRUELA	17	17	
12	90116-10027	BOLT, STUD PRISIONEIRO	1	1	
13	69J-11119-00	HANGER, ENGINE ALCA DO MOTOR	1	1	
14	90105-06M09	BOLT, FLANGE PARAFUSO FLANGE	2	2	
15	6P2-1131C-00-9S	COVER, JOINT TAMPA DA JUNCAO	1	1	
16	6E5-11325-00	ANODE ANODO	4	4	
17	98780-04016	SCREW, FLAT HEAD PARAFUSO CABECA PLANA	4	4	
18	6P2-1131B-00	GASKET, COVER GAXETA DA TAMPA	1	1	
19	90119-06MA4	BOLT, WITH WASHER PARAFUSO COM ARRUELA	13	13	
20	67F-12411-01	THERMOSTAT TERMOSTATO	2	2	
21	67F-12412-00	.SEAL, THERMOSTAT .VEDACAO DO TERMOSTATO	1	1	
22	6P2-1240H-00-9S	ANODE ASSY ANODO COMPLET	2	2	
23	90109-06M80	.BOLT .PARAFUSO	2	2	
24	6P3-11325-00	.ANODE .ANODO	1	1	
25	90105-05012	.BOLT, FLANGE .PARAFUSO FLANGE	1	1	
26	90430-05002	.GASKET .GAXETA	1	1	
27	97095-06025	BOLT PARAFUSO	4	4	

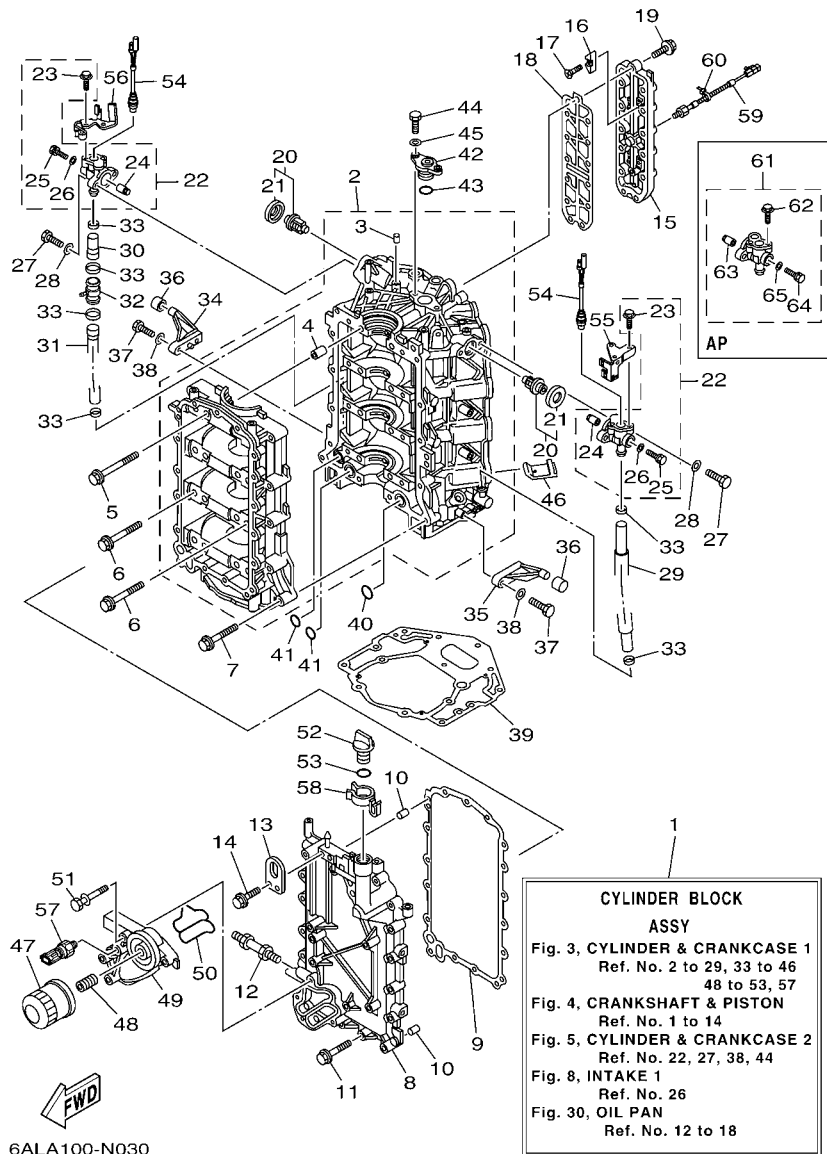


FIG. 3 CYLINDER & CRANKCASE 1 CARCACA DO CILINDRO 1

REF. NO.	PART NO. No. PEÇA	DESCRIPTION DESCRIÇÃO	6F2B	6F3B	REMARKS OBSERVAÇÕES
28	92995-06600	WASHER ARRUELA	4	4	
29	6P2-1243A-00	HOSE 1 MANGUEIRA 1	1	1	
30	6P2-1243E-00	HOSE 2 MANGUEIRA 2	1	1	
31	6P2-1243F-00	HOSE,3 MANGUEIRA 3	1	1	
32	6CE-24378-00	PIPE, JOINT 3 JUNCAO DO TUBO 3	1	1	
33	90465-11M59	CLAMP BRACADEIRA	6	6	
34	67F-42761-01	STOPPER LIMITADOR	1	1	
35	6P2-42761-00	STOPPER LIMITADOR	1	1	
36	68F-44533-01	DAMPER, UPPER MOUNT RUBBER AMORTIZADOR SUPERIOR	2	2	
37	97095-06025	BOLT PARAFUSO	4	4	
38	92995-06600	WASHER ARRUELA	4	4	
39	69J-11351-11	GASKET, CYLINDER GAXETA DO CILINDRO	1	1	
40	93210-25552	O-RING ANEL DE BORRACHA	1	1	
41	93210-19MJ1	O-RING ANEL DE BORRACHA	2	2	
42	69J-11313-00	PLUG, BLIND TAMPAO BLINDADO	1	1	
43	93210-25647	O-RING ANEL DE BORRACHA	1	1	
44	97095-06020	BOLT PARAFUSO	2	2	
45	92995-06600	WASHER ARRUELA	2	2	
46	69J-14664-00	GROMMET, WATER SHUT ILHO	2	2	
47	69J-13440-03	ELEMENT ASSY, OIL CLEANER ELEMENTO DO FILTRO DE OLEO CJ	1	1	
48	6S5-12858-00	BOLT, UNION PARAFUSO DE UNIAO	1	1	
49	6P2-13446-00-9S	CONNECTOR CONECTOR	1	1	
50	6P2-13477-00	GASKET GAXETA	1	1	
51	90119-06025	BOLT, WITH WASHER PARAFUSO COM ARRUELA	5	5	
52	6G8-15363-00	PLUG, OIL TAMPAO DO NIVEL DE OLEO	1	1	
53	93210-24M79	O-RING ANEL DE BORRACHA	1	1	
54	6P2-82560-01	THERMO SWITCH ASSY INTERRUPTOR TERMICO CONJ.	2	2	

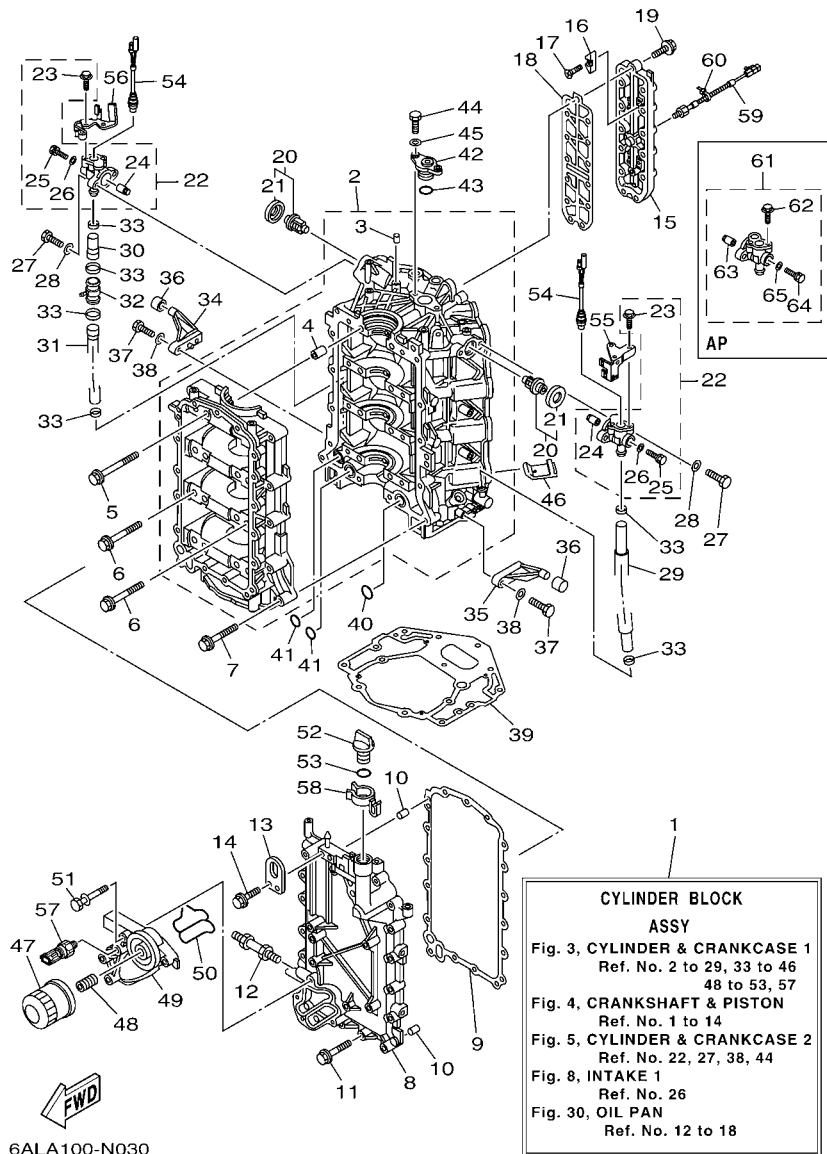
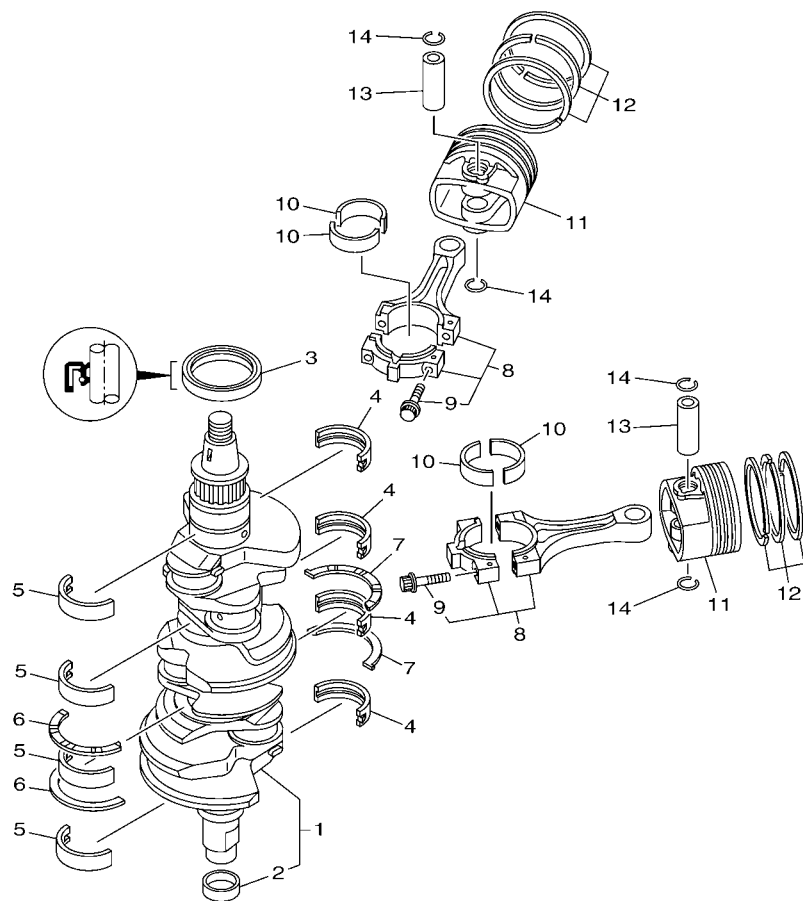


FIG. 3 CYLINDER & CRANKCASE 1 CARCACA DO CILINDRO 1

REF. NO.	PART NO. No. PEÇA	DESCRIPTION DESCRIÇÃO	6F2B	6F3B	REMARKS OBSERVAÇÕES
55	6P2-82588-01	PLATE PLACA	1	1	
56	6P2-82389-00	PLATE 2 PLACA 2	1	1	
57	6AW-83651-00	SENDER, OIL PRESSURE SENSOR DE PRESSAO DO OLEO	1	1	
58	6P2-83597-00	CLAMP BRACADEIRA	1	1	
59	6P2-85780-00	SENSOR, KNOCK SENSOR	1	1	
60	90465-11M10	CLAMP BRACADEIRA	1	1	AP AP
61	6P3-1240H-00-9S	.ANODE ASSY .ANODO COMPLET	1	1	
62	90109-06M80	.BOLT .PARAFUSO	2	2	
63	6P3-11325-00	.ANODE .ANODO	1	1	
64	90105-05012	.BOLT, FLANGE .PARAFUSO FLANGE	1	1	
65	90430-05002	.GASKET .GAXETA	1	1	

FIG. 4 CRANKSHAFT & PISTON

VIRABREQUIM E PISTAO



6ALA100-N040

REF. NO.	PART NO. No. PEÇA	DESCRIPTION DESCRIÇÃO	6F2B	6F3B		REMARKS OBSERVAÇÕES
1	6P2-11410-10	CRANKSHAFT VIRABREQUIM	1	1		
2	6CB-11478-00	.COLLAR .ESPADADOR	1	1		
3	93102-63004	OIL SEAL RETENTOR DE OLEO	1	1		
4	6P2-11416-00	PLANE BEARING, CRANKSHAFT 1 ROLAMENTO PLANO DO VIRABREQ. 1	4	4		UR YELLOW UR YELLOW
	6P2-11416-10	PLANE BEARING, CRANKSHAFT 1 ROLAMENTO PLANO DO VIRABREQ. 1	4	4		UR GREEN UR GREEN
	6P2-11416-20	PLANE BEARING, CRANKSHAFT 1 ROLAMENTO PLANO DO VIRABREQ. 1	4	4		UR BLUE UR BLUE
5	6P2-11417-00	PLANE BEARING, CRANKSHAFT 2 BRONZINA PLANA DO VIRABREQUIM	4	4		UR YELLOW UR YELLOW
	6P2-11417-10	PLANE BEARING, CRANKSHAFT 2 BRONZINA PLANA DO VIRABREQUIM	4	4		UR GREEN UR GREEN
	6P2-11417-20	PLANE BEARING, CRANKSHAFT 2 BRONZINA PLANA DO VIRABREQUIM	4	4		UR BLUE UR BLUE
6	6AW-11426-01	BEARING, THRUST 1 ROLAMENTO DE PROPULSAO 1	2	2		
7	6AW-11427-01	BEARING, THRUST 2 ROLAMENTO DE PROPULSAO 2	2	2		
8	6P2-11650-00	CONNECTING ROD ASSY BIELA COMPLETA	6	6		
9	63P-11654-10	.BOLT, CONNECTING ROD .PARAFUSO DA BIELA	2	2		
10	6P2-11656-00	PLANE BEARING, CONNECTING ROD BRONZINA PLANA DA BIELA	12	12		UR YELLOW UR YELLOW
	6P2-11656-10	PLANE BEARING, CONNECTING ROD BRONZINA PLANA DA BIELA	12	12		UR GREEN UR GREEN
	6P2-11656-20	PLANE BEARING, CONNECTING ROD BRONZINA PLANA DA BIELA	12	12		UR BLUE UR BLUE
11	6P2-11631-10-93	PISTON (STD) PISTAO (STD)	6	6		
	6P2-11635-10	PISTON (0.25MM O/S) PISTAO (0.25MM O/S)	6	6		AP AP
12	63P-11603-01	PISTON RING SET (STD) JOGO DE ANEIS (STD)	6	6		
	63P-11604-00	PISTON RING SET (0.25MM O/S) JOGO DE ANEIS (0.25MM O/S)	6	6		AP AP
13	63P-11633-10	PIN, PISTON PINO DO PISTAO	6	6		
14	63P-11634-00	CLIP, PISTON PIN PRESILHA DO PINO DO PISTAO	12	12		

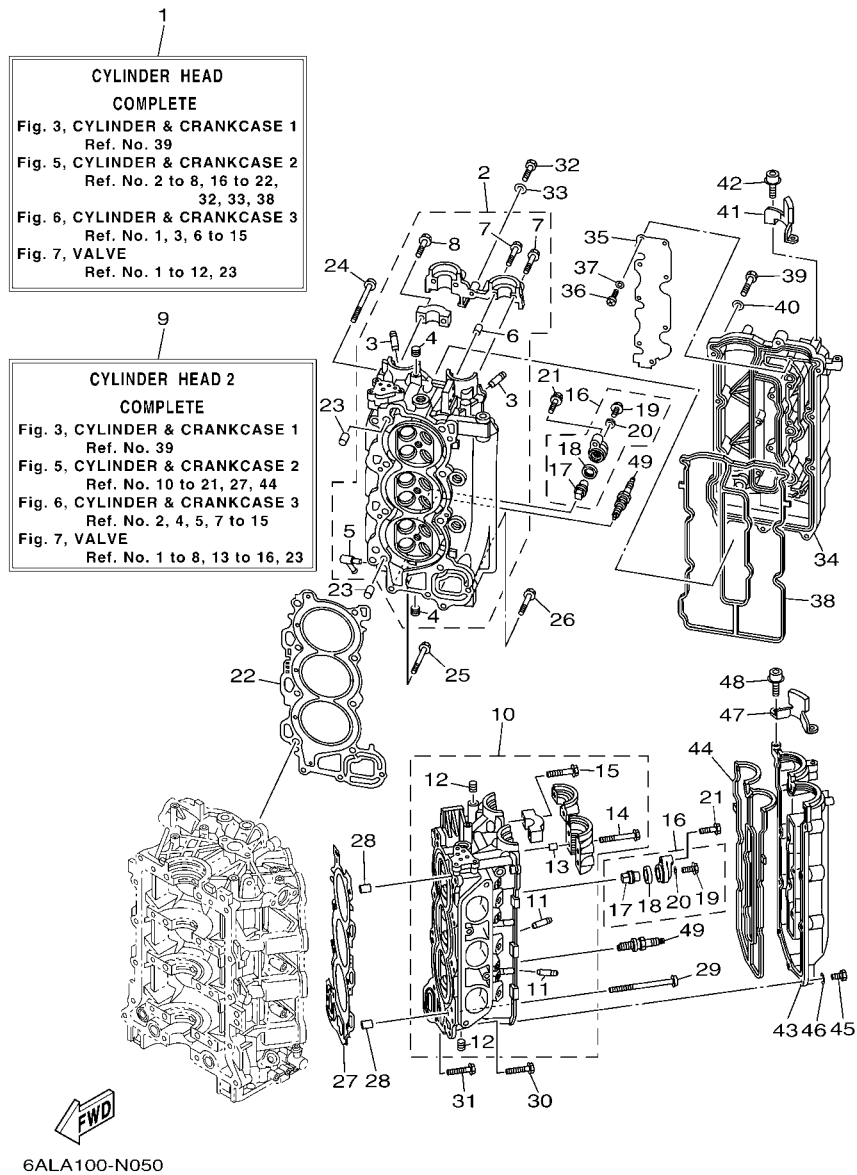


FIG. 5 CYLINDER & CRANKCASE 2 CARCACA DO CILINDRO 2

REF. NO.	PART NO. No. PEÇA	DESCRIPTION DESCRIÇÃO	6F2B	6F3B	REMARKS OBSERVAÇÕES
1	6P2-W009A-03-9S	CYLINDER HEAD COMPLETE CABECOTE DO CILINDRO CONJ	1	1	
2	6P2-11110-10-9S	CYLINDER HEAD ASSY CABECOTE DO CILINDRO CONJ.	1	1	
3	6S5-11133-10	.GUIDE, VALVE 1 .GUIA DA VALVULA 1	12	12	
4	90344-51019	.PLUG, TAPER SCREW .TAMPAO DO PARAFUSO	7	7	
5	676-11372-00	.NIPPLE, HOSE .JUNCAO DA MANGUEIRA	1	1	
6	91809-08006	.PIN, DOWEL .PINO GUIA	2	2	
7	90119-07001	.BOLT, WITH WASHER .PARAFUSO COM ARRUELA	4	4	
8	90119-07234	.BOLT, WITH WASHER .PARAFUSO COM ARRUELA	14	14	
9	6P2-W009C-03-9S	CYLINDER HEAD 2 COMPLETE CABECOTE DO CILINDRO CONJ. 2	1	1	
10	6P2-11120-10-9S	CYLINDER HEAD ASSY 2 CABECOTE DO CILINDRO CONJ. 2	1	1	
11	6S5-11133-10	.GUIDE, VALVE 1 .GUIA DA VALVULA 1	12	12	
12	90344-51019	.PLUG, TAPER SCREW .TAMPAO DO PARAFUSO	3	3	
13	91809-08006	.PIN, DOWEL .PINO GUIA	4	4	
14	90119-07235	.BOLT/WASHER-CAM CAPS .PARAFUSO COM ARRUELA	6	6	
15	90119-07234	.BOLT, WITH WASHER .PARAFUSO COM ARRUELA	12	12	
16	69J-11301-00	.ANODE COVER ASSY CAPA DO ANODO C.J.	4	4	
17	67F-11325-01	.ANODE .ANODO	1	1	
18	67F-11328-00	.GROMMET, ANODE .ILHO DO ANODO	1	1	
19	90105-06M07	.BOLT, FLANGE .PARAFUSO FLANGE	1	1	
20	90430-06M03	.GASKET .GAXETA	1	1	
21	97575-08540	BOLT, WITH WASHER PARAFUSO COM ARRUELA	4	4	
22	6P2-11181-00	GASKET, CYLINDER HEAD 1 GAXETA, CABECOTE DO CILINDRO 1	1	1	
23	99530-14016	PIN, DOWEL PINO GUIA	2	2	
24	90155-10004	SCREW, FLAT FILLISTER PARAFUSO	8	8	
25	90119-08M91	BOLT, WITH WASHER PARAFUSO COM ARRUELA	2	2	
26	90119-08021	BOLT, WITH WASHER PARAFUSO COM ARRUELA	1	1	
27	6P2-11182-00	GASKET, CYLINDER HEAD 2 GAXETA CABECOTE DO CILINDRO 2	1	1	

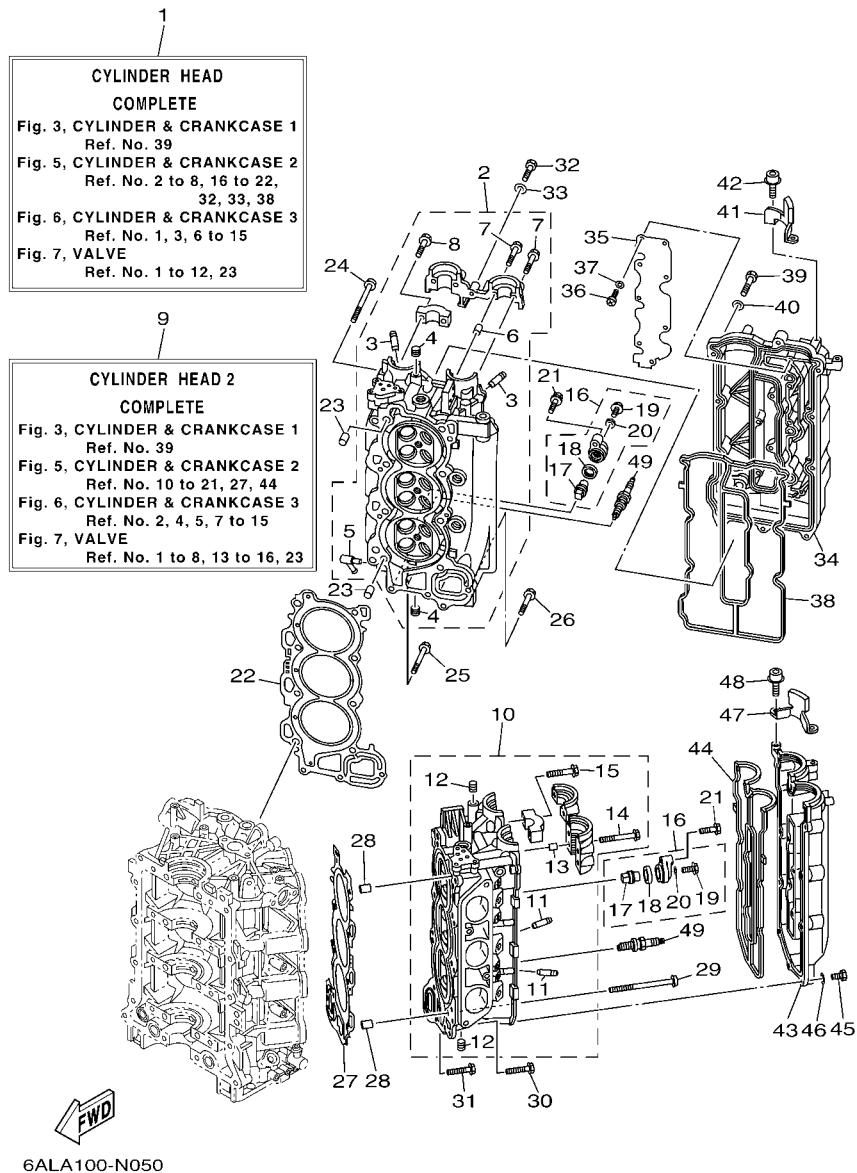
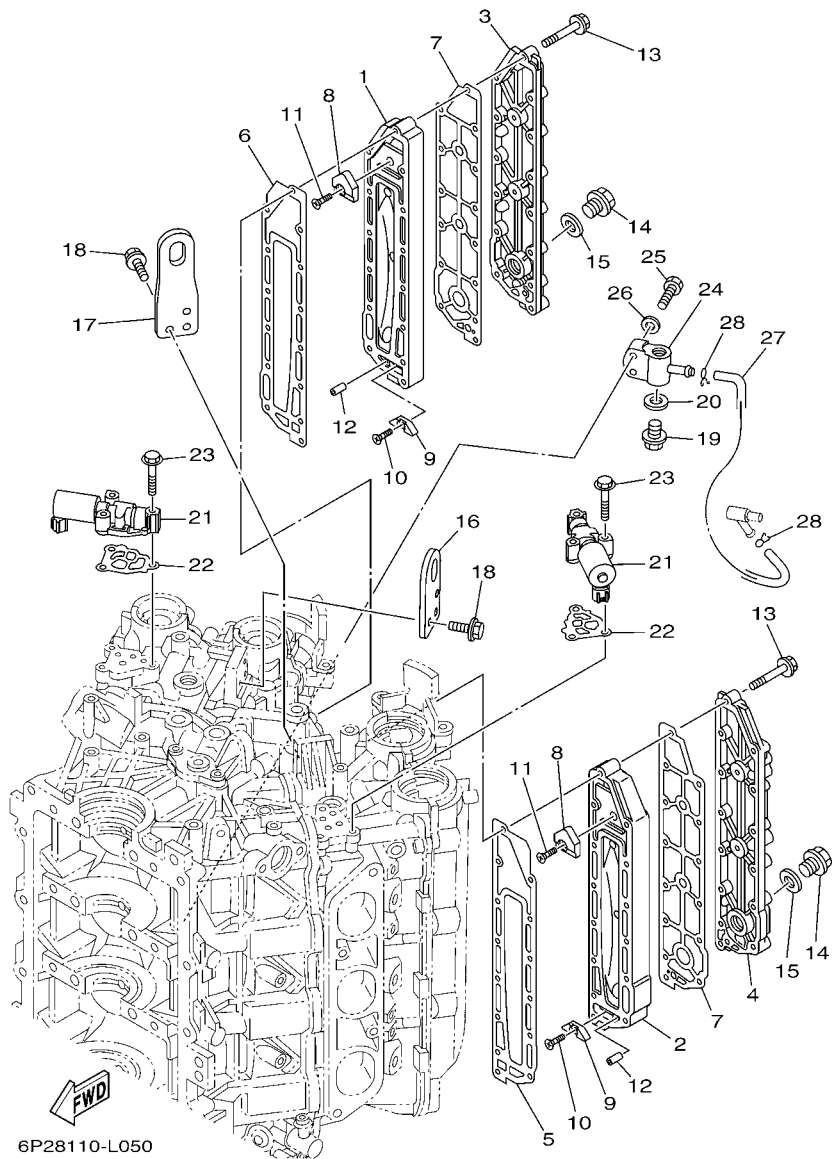


FIG. 5 CYLINDER & CRANKCASE 2 CARCACA DO CILINDRO 2

REF. NO.	PART NO. No. PEÇA	DESCRIPTION DESCRIÇÃO	6F2B	6F3B	REMARKS OBSERVAÇÕES
28	99530-14016	PIN, DOWEL PINO GUIA	2	2	
29	90155-10004	SCREW, FLAT FILLISTER PARAFUSO	8	8	
30	90119-08M91	BOLT, WITH WASHER PARAFUSO COM ARRUELA	2	2	
31	90119-08021	BOLT, WITH WASHER PARAFUSO COM ARRUELA	1	1	
32	97095-06030	BOLT PARAFUSO	1	1	
33	92995-06600	WASHER ARRUELA	1	1	
34	6P2-11191-00-9S	COVER, CYLINDER HEAD 1 TAMPA, CABECOTE DO CILINDRO 1	1	1	
35	6P2-11135-00	PLATE, BREATHER 3 PLACA DE RESPIRO 3	1	1	
36	98507-04008	SCREW, PAN HEAD PARAFUSO	9	9	
37	92907-04600	WASHER ARRUELA	9	9	
38	6P2-11193-00	GASKET, HEAD COVER 1 GAXETA DA TAMPA DO CABECOTE 1	1	1	
39	97095-06030	BOLT PARAFUSO	14	14	
40	92995-06600	WASHER ARRUELA	14	14	
41	6P2-15142-00	GUIDE 1 GUIA 1	1	1	
42	90110-06150	BOLT, HEXAGON SOCKET HEAD PARAFUSO HEXAGONAL INTERNO	2	2	
43	6P2-11192-00-9S	COVER, CYLINDER HEAD 2 TAMPA, CABECOTE DO CILINDRO 2	1	1	
44	6P2-11194-00	GASKET, HEAD COVER 2 GAXETA DO CABECOTE DO CILINDRO	1	1	
45	97095-06030	BOLT PARAFUSO	14	14	
46	92995-06600	WASHER ARRUELA	14	14	
47	6P2-15143-00	GUIDE GUIA	1	1	
48	90110-06150	BOLT, HEXAGON SOCKET HEAD PARAFUSO HEXAGONAL INTERNO	2	2	
49	94702-00400	PLUG, SPARK (NGK LFR6A-11) VELA DE IGNICAO (NGK LFR6A-11)	6	6	

FIG. 6 CYLINDER & CRANKCASE 3 CARCACA DO CILINDRO 3

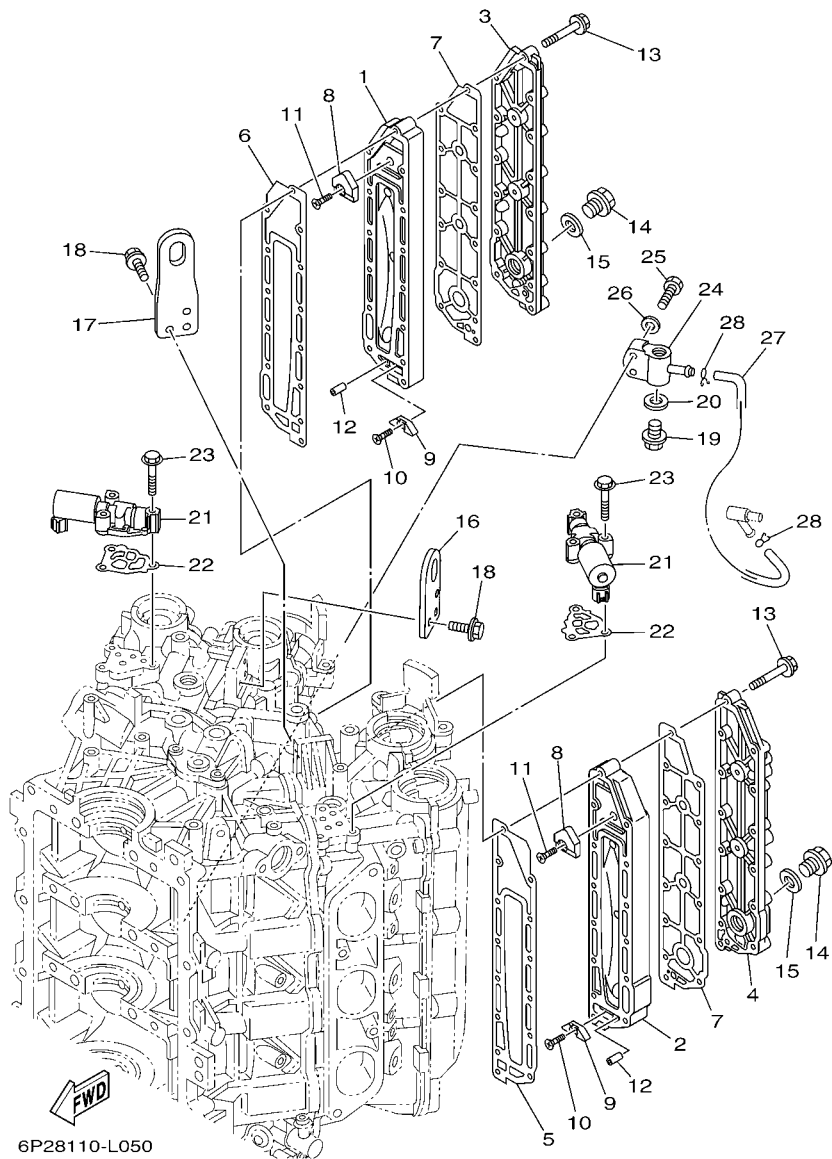


6P28110-L050

REF. NO.	PART NO. No. PEÇA	DESCRIPTION DESCRIÇÃO	6P2B	6P3B			REMARKS OBSERVAÇÕES
1	69J-41111-01-9S	INNER COVER, EXHAUST TAMPA INTERNA DO ESCAPE	1	1			
2	69J-41121-01-9S	INNER COVER, EXHAUST TAMPA INTERNA DO ESCAPE	1	1			
3	69J-41113-02-9S	OUTER COVER, EXHAUST TAMPA EXTERNA DO ESCAPE	1	1			
4	69J-41123-02-9S	OUTER COVER, EXHAUST TAMPA EXTERNA DO ESCAPE	1	1			
5	6P2-41112-00	GASKET, EXHAUST INNER COVER GAXETA TAMPA INTERNA DO ESCAPE	1	1			
6	6P2-41122-00	GASKET, EXHAUST INNER COVER GAXETA TAMPA INTERNA DO ESCAPE	1	1			
7	6P2-41114-00	GASKET, EXHAUST OUTER COVER GAXETA TAMPA EXTERNA DO ESCAPE	2	2			
8	6P2-11325-00	ANODE ANODO	2	2			
9	6E5-11325-00	ANODE ANODO	2	2			
10	98780-04016	SCREW, FLAT HEAD PARAFUSO CABECA PLANA	2	2			
11	90151-06M02	SCREW, COUNTERSUNK PARAFUSO TRAMBULADOR	2	2			
12	91690-40010	PIN, SPRING PINO MOLA	2	2			
13	90119-06027	BOLT, WITH WASHER PARAFUSO COM ARRUELA	28	28			
14	90340-18M09	PLUG, STRAIGHT SCREW TAMPAO DO DRENO	2	2			
15	90430-18130	GASKET GAXETA	2	2			
16	6P2-11119-00	HANGER, ENGINE ALCA DO MOTOR	1	1			
17	6P2-1111E-00	HANGER, ENGINE 2 ALCA DO MOTOR 2	1	1			
18	90105-06M09	BOLT, FLANGE PARAFUSO FLANGE	6	6			
19	90340-14M06	PLUG, STRAIGHT SCREW TAMPAO DO DRENO	1	1			
20	90430-14115	GASKET GAXETA	1	1			
21	6CB-86120-00	SOLENOID VALVE ASSY VALVULA SOLENOIDE CONJ.	2	2			
22	6CB-1242F-00	GASKET, FILTER GAXETA DO FILTRO	2	2			
23	90105-06035	BOLT, FLANGE PARAFUSO FLANGE	6	6			
24	6P2-83652-00	CONNECTOR CONECTOR	1	1			
25	97095-06030	BOLT PARAFUSO	2	2			
26	92995-06600	WASHER ARRUELA	2	2			
27	6H4-24311-00	PIPE, FUEL 1 TUBO DE COMBUSTIVEL 1	1	1			

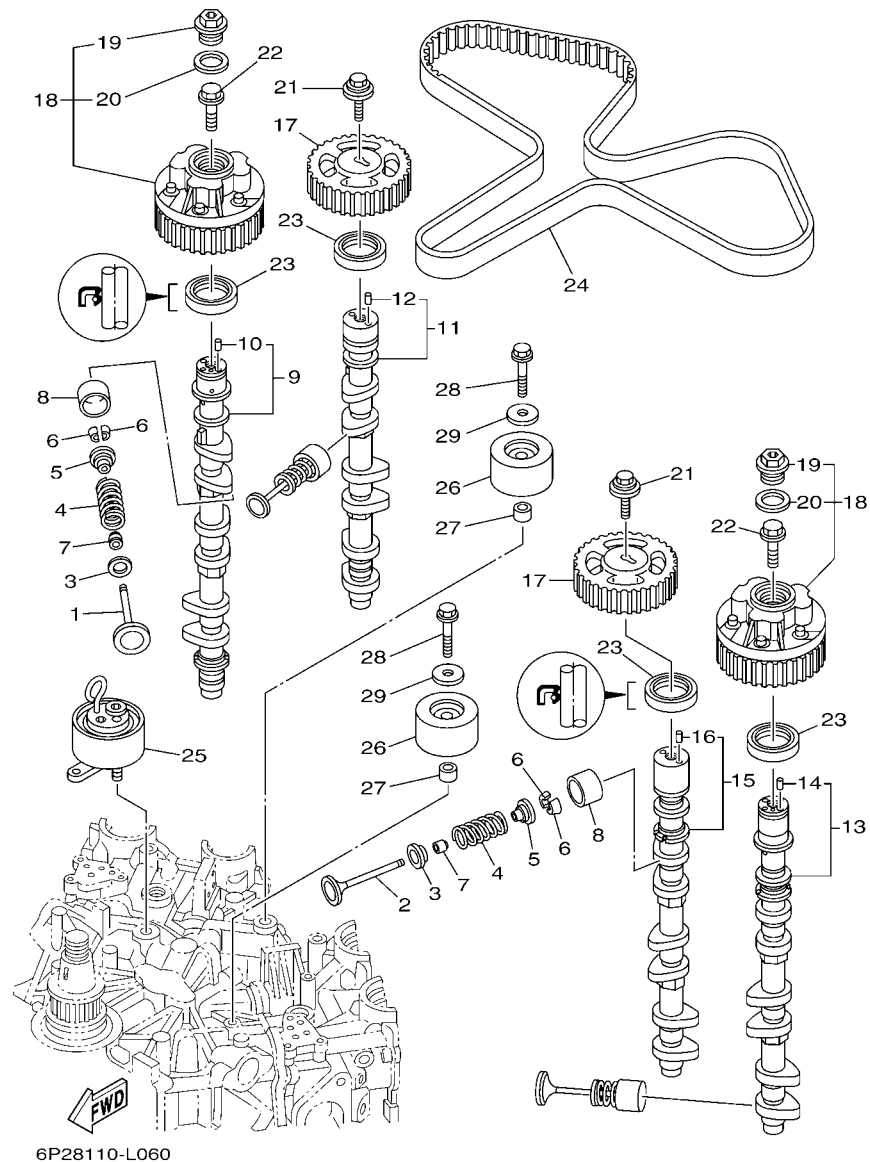
FIG. 6 CYLINDER & CRANKCASE 3

CARACA DO CILINDRO 3



6P28110-L050

REF. NO.	PART NO. No. PEÇA	DESCRIPTION DESCRIÇÃO	6P2B	6P3B		REMARKS OBSERVAÇÕES
28	90467-08M18	CLIP PRESILHA	2	2		



6P28110-L060

FIG. 7 VALVE

VALVULA

REF. NO.	PART NO. No. PEÇA	DESCRIPTION DESCRIÇÃO	8F2B	8F3B	REMARKS OBSERVAÇÕES
1	6P2-12111-10	VALVE, INTAKE VALVULA DE ADMISSAO	12	12	
2	6P2-12121-10	VALVE, EXHAUST VALVULA DE ESCAPE	12	12	
3	K0F-A3743-00	SEAT, VALVE SPRING ASSENTO INFERIOR DA MOLA	24	24	
4	6CB-12113-00	SPRING, VALVE INNER MOLA INTERNA DA VALVULA	24	24	
5	K0F-A3741-00	RETAINER, VALVE SPRING ASSENTO DA MOLA DA VALVULA	24	24	
6	K0F-A3742-00	LOCK, VALVE SPRING RETAINER TRAVA DA VALVULA	48	48	
7	51Y-12119-00	SEAL, VALVE STEM RETENTOR DA HASTE DA VALVULA	24	24	
8	K0F-A3751-00	LIFTER, VALVE (3.000) LEVANTADOR DA VALVULA (3.000)	24	24	UR
	K0F-A3751-10	LIFTER, VALVE (3.025) LEVANTADOR DA VALVULA (3.025)	24	24	UR
	K0F-A3751-20	LIFTER, VALVE (3.050) LEVANTADOR DA VALVULA (3.050)	24	24	UR
	K0F-A3751-30	LIFTER, VALVE (3.075) LEVANTADOR DA VALVULA (3.075)	24	24	UR
	K0F-A3751-40	LIFTER, VALVE (3.100) LEVANTADOR DA VALVULA (3.100)	24	24	UR
	K0F-A3751-50	LIFTER, VALVE (3.122) LEVANTADOR DA VALVULA (3.122)	24	24	UR
	K0F-A3751-60	LIFTER, VALVE (3.142) LEVANTADOR DA VALVULA (3.142)	24	24	UR
	K0F-A3751-70	LIFTER, VALVE (3.162) LEVANTADOR DA VALVULA (3.162)	24	24	UR
	K0F-A3751-80	LIFTER, VALVE (3.182) LEVANTADOR DA VALVULA (3.182)	24	24	UR
	K0F-A3751-90	LIFTER, VALVE (3.202) LEVANTADOR DA VALVULA (3.202)	24	24	UR
	K0F-A3751-A0	LIFTER, VALVE (3.222) LEVANTADOR DA VALVULA (3.222)	24	24	UR
	K0F-A3751-B0	LIFTER, VALVE (3.242) LEVANTADOR DA VALVULA (3.242)	24	24	UR
	K0F-A3751-C0	LIFTER, VALVE (3.262) LEVANTADOR DA VALVULA (3.262)	24	24	UR
	K0F-A3751-D0	LIFTER, VALVE (3.282) LEVANTADOR DA VALVULA (3.282)	24	24	UR
	K0F-A3751-E0	LIFTER, VALVE (3.302) LEVANTADOR DA VALVULA (3.302)	24	24	UR
	K0F-A3751-F0	LIFTER, VALVE (3.322) LEVANTADOR DA VALVULA (3.322)	24	24	UR
	K0F-A3751-G0	LIFTER, VALVE (3.342) LEVANTADOR DA VALVULA (3.342)	24	24	UR
	K0F-A3751-H0	LIFTER, VALVE (3.362) LEVANTADOR DA VALVULA (3.362)	24	24	UR
	K0F-A3751-J0	LIFTER, VALVE (3.382) LEVANTADOR DA VALVULA (3.382)	24	24	UR
	K0F-A3751-K0	LIFTER, VALVE (3.402) LEVANTADOR DA VALVULA (3.402)	24	24	UR

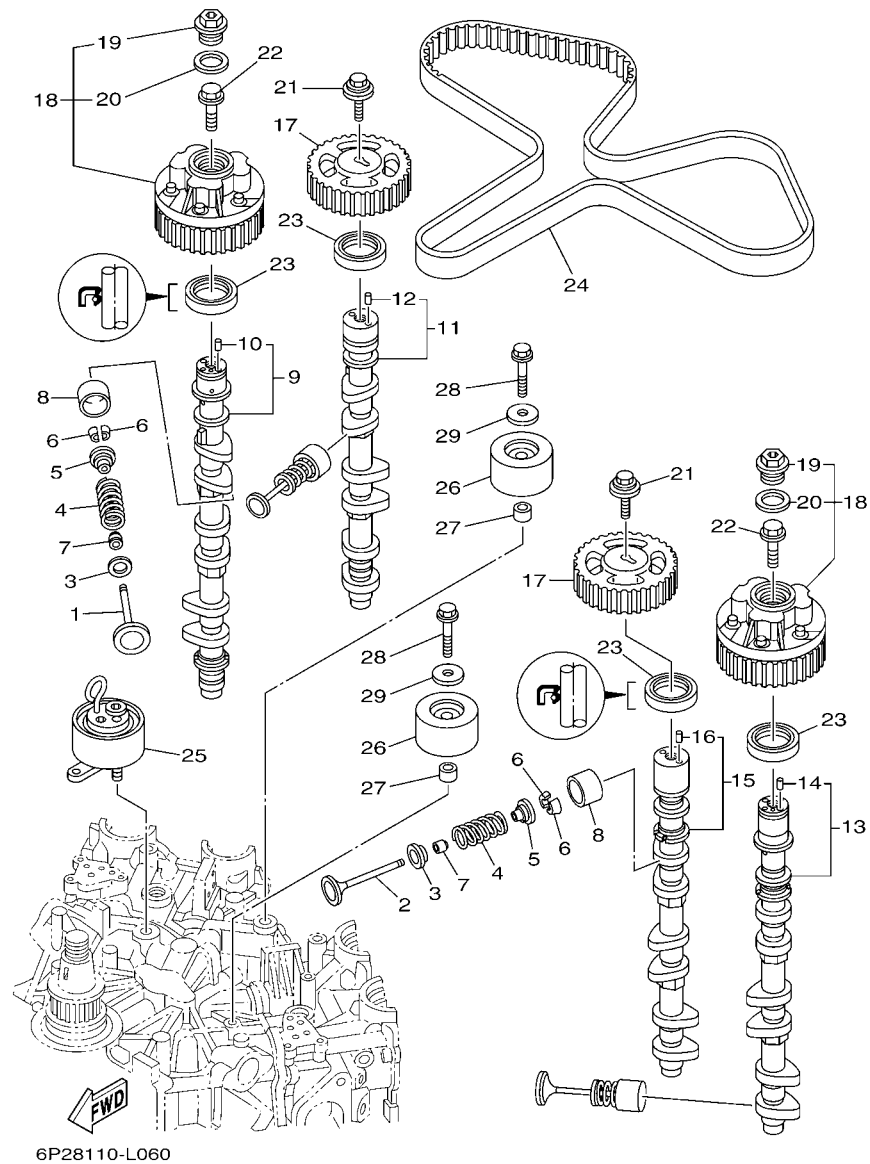


FIG. 7 VALVE

VALVULA

REF. NO.	PART NO. No. PEÇA	DESCRIPTION DESCRIÇÃO	6P2B	6P3B	REMARKS OBSERVAÇÕES
8	K0F-A3751-L0	LIFTER, VALVE (3.422) LEVANTADOR DA VALVULA (3.422)	24	24	UR UR
	K0F-A3751-M0	LIFTER, VALVE (3.442) LEVANTADOR DA VALVULA (3.442)	24	24	UR UR
	K0F-A3751-N0	LIFTER, VALVE (3.462) LEVANTADOR DA VALVULA (3.462)	24	24	UR UR
	K0F-A3751-P0	LIFTER, VALVE (3.482) LEVANTADOR DA VALVULA (3.482)	24	24	UR UR
	K0F-A3751-R0	LIFTER, VALVE (3.502) LEVANTADOR DA VALVULA (3.502)	24	24	UR UR
	K0F-A3751-S0	LIFTER, VALVE (3.522) LEVANTADOR DA VALVULA (3.522)	24	24	UR UR
	K0F-A3751-T0	LIFTER, VALVE (3.542) LEVANTADOR DA VALVULA (3.542)	24	24	UR UR
	K0F-A3753-00	LIFTER, VALVE (3.562) LEVANTADOR DA VALVULA (3.562)	24	24	UR UR
	K0F-A3753-10	LIFTER, VALVE (3.582) LEVANTADOR DA VALVULA (3.582)	24	24	UR UR
	K0F-A3753-20	LIFTER, VALVE (3.602) LEVANTADOR DA VALVULA (3.602)	24	24	UR UR
	K0F-A3753-30	LIFTER, VALVE (3.625) LEVANTADOR DA VALVULA (3.625)	24	24	UR UR
	K0F-A3753-40	LIFTER, VALVE (3.650) LEVANTADOR DA VALVULA (3.650)	24	24	UR UR
	K0F-A3753-50	LIFTER, VALVE (3.675) LEVANTADOR DA VALVULA (3.675)	24	24	UR UR
	K0F-A3753-60	LIFTER, VALVE (3.700) LEVANTADOR DA VALVULA (3.700)	24	24	UR UR
	K0F-A3753-70	LIFTER, VALVE (3.725) LEVANTADOR DA VALVULA (3.725)	24	24	UR UR
9	6P2-12171-10	CAMSHAFT 1 EIXO DE COMANDO 1	1	1	
10	93605-10108	.PIN, DOWEL .PINO	1	1	
11	6P2-12181-10	CAMSHAFT 2 EIXO DE COMANDO 2	1	1	
12	93605-10108	.PIN, DOWEL .PINO	1	1	
13	6P2-12172-10	CAMSHAFT 3 EIXO DE COMANDO 3	1	1	
14	93605-10108	.PIN, DOWEL .PINO	1	1	
15	6P2-12182-10	CAMSHAFT 4 EIXO DE COMANDO 4	1	1	
16	93605-10108	.PIN, DOWEL .PINO	1	1	
17	6P2-11537-01	GEAR, DRIVEN ENGRENAGEM MOTRIZ	2	2	
18	6P2-12645-20	PULLEY ASSY 1 POLIA CONJ. 1	2	2	
19	6P2-12623-00	.BOLT .PARAFUSO	1	1	
20	6P2-12663-00	.GASKET .GAXETA	1	1	

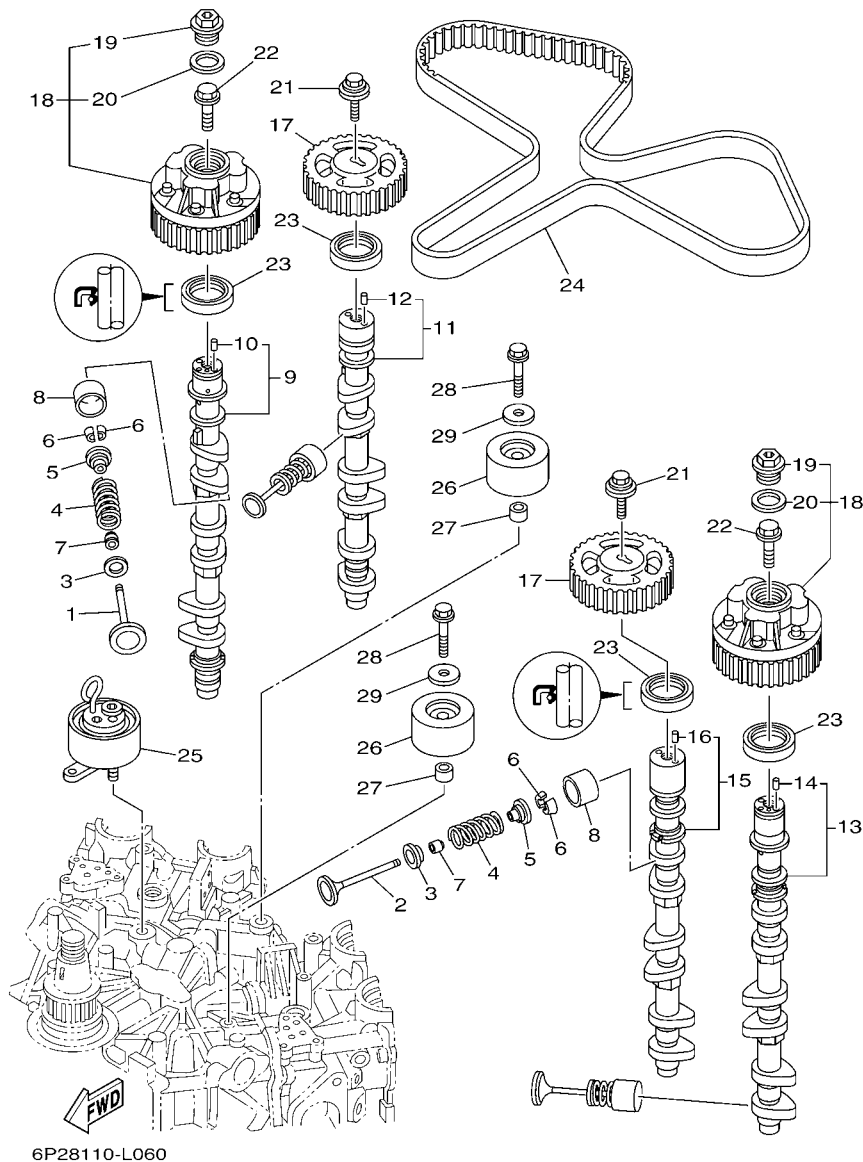


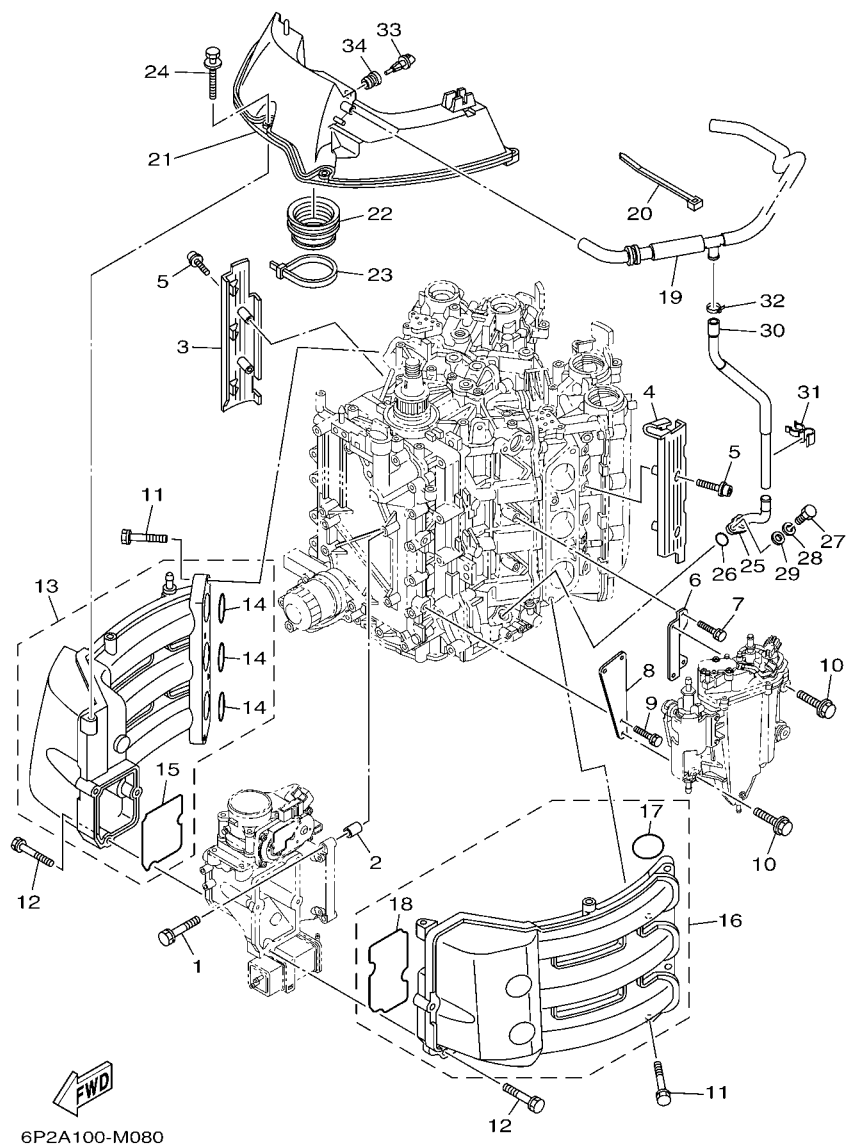
FIG. 7 VALVE

VALVULA

REF. NO.	PART NO. No. PEÇA	DESCRIPTION DESCRIÇÃO	6P2B	6P3B	REMARKS OBSERVAÇÕES
21	90119-10050	BOLT, WITH WASHER PARAFUSO COM ARRUELA	2	2	
22	6P2-12615-00	BOLT PARAFUSO	2	2	
23	93102-38008	OIL SEAL RETENTOR DE OLEO	4	4	
24	6P2-46241-01	BELT CINTO	1	1	
25	6P2-11590-01	TENSIONER ASSY TENSIONADOR CONJUNTO	1	1	
26	6P2-15512-00	GEAR, IDLER 1 ENGRENAGEM LOUCA 1	2	2	
27	99530-14016	PIN, DOWEL PINO GUIA	2	2	
28	90119-10M07	BOLT, WITH WASHER PARAFUSO COM ARRUELA	2	2	
29	90201-10M01	WASHER, PLATE ARRUELA PLANA	2	2	

FIG. 8 INTAKE 1

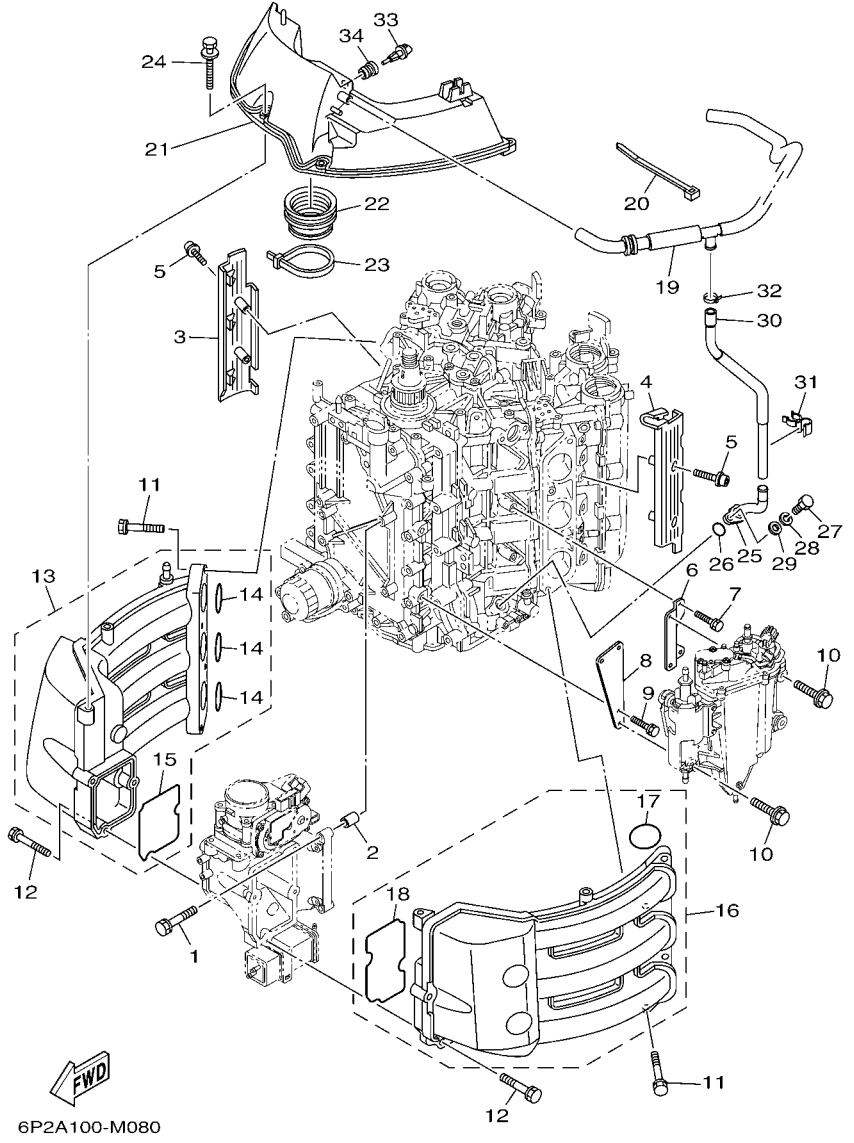
ADMISSAO 1



REF. NO.	PART NO. No. PEÇA	DESCRIPTION DESCRIÇÃO	6P2B	6P3B	REMARKS OBSERVAÇÕES
1	97575-08540	BOLT, WITH WASHER PARAFUSO COM ARRUELA	4	4	
2	99530-10114	PIN, DOWEL PINO GUIA	2	2	
3	6P2-13564-00	COVER, MANIFOLD TAMPA DO TUBO MULTIPLA	1	1	
4	6P2-13594-00	COVER, MANIFOLD 2 JUNCAO DO TUBO MULTIPLA 2	1	1	
5	90110-06038	BOLT, HEXAGON SOCKET HEAD PARAFUSO HEXAGONAL INTERNO	4	4	
6	6P2-24422-10	PLATE PLACA	1	1	
7	97575-06516	BOLT, WITH WASHER PARAFUSO COM ARRUELA	2	2	
8	6P2-24419-00	BRKT., SEPARATOR SUPORTE DO SEPARADOR	1	1	
9	97575-06516	BOLT, WITH WASHER PARAFUSO COM ARRUELA	2	2	
10	90119-06M24	BOLT, WITH WASHER PARAFUSO COM ARRUELA	4	4	
11	97575-08540	BOLT, WITH WASHER PARAFUSO COM ARRUELA	8	8	
12	90119-06MA6	BOLT, WITH WASHER PARAFUSO COM ARRUELA	7	7	
13	6P2-13641-00	MANIFOLD, INTAKE 1 TUBO MULTIPLA DE ADMISSAO 1	1	1	
14	6P2-13645-00	.GASKET, MANIFOLD 1 .GAXETA DO TUBO MULTIPLA 1	3	3	
15	6P2-13646-00	.GASKET, MANIFOLD 2 .GAXETA DO TUBO MULTIPLA 2	1	1	
16	6P2-13642-00	MANIFOLD 2 TUBO MULTIPLA 2	1	1	
17	6P2-13645-00	.GASKET, MANIFOLD 1 .GAXETA DO TUBO MULTIPLA 1	3	3	
18	6P2-13647-00	.GASKET, MANIFOLD 3 .GAXETA DO TUBO MULTIPLA 3	1	1	
19	6P2-15373-01	PIPE, BREATHER TUBO DO RESPIRO	1	1	
20	90465-13M18	CLAMP BRACADEIRA	1	1	
21	6P2-14440-00	SILENCER ASSY, INTAKE SILENCIADOR DA ADMISSAO CONJ.	1	1	
22	6P2-1441J-00	PIPE, SILENCER TUBO DO SILENCIADOR	1	1	
23	90464-99004	CLAMP BRACADEIRA	1	1	
24	90119-06M35	BOLT, WITH WASHER PARAFUSO COM ARRUELA	4	4	
25	6P2-11372-00	NIPPLE, HOSE JUNCAO DA MANGUEIRA	1	1	
26	93210-19MJ3	O-RING ANEL DE BORRACHA	1	1	
27	97095-06020	BOLT PARAFUSO	1	1	

FIG. 8 INTAKE 1

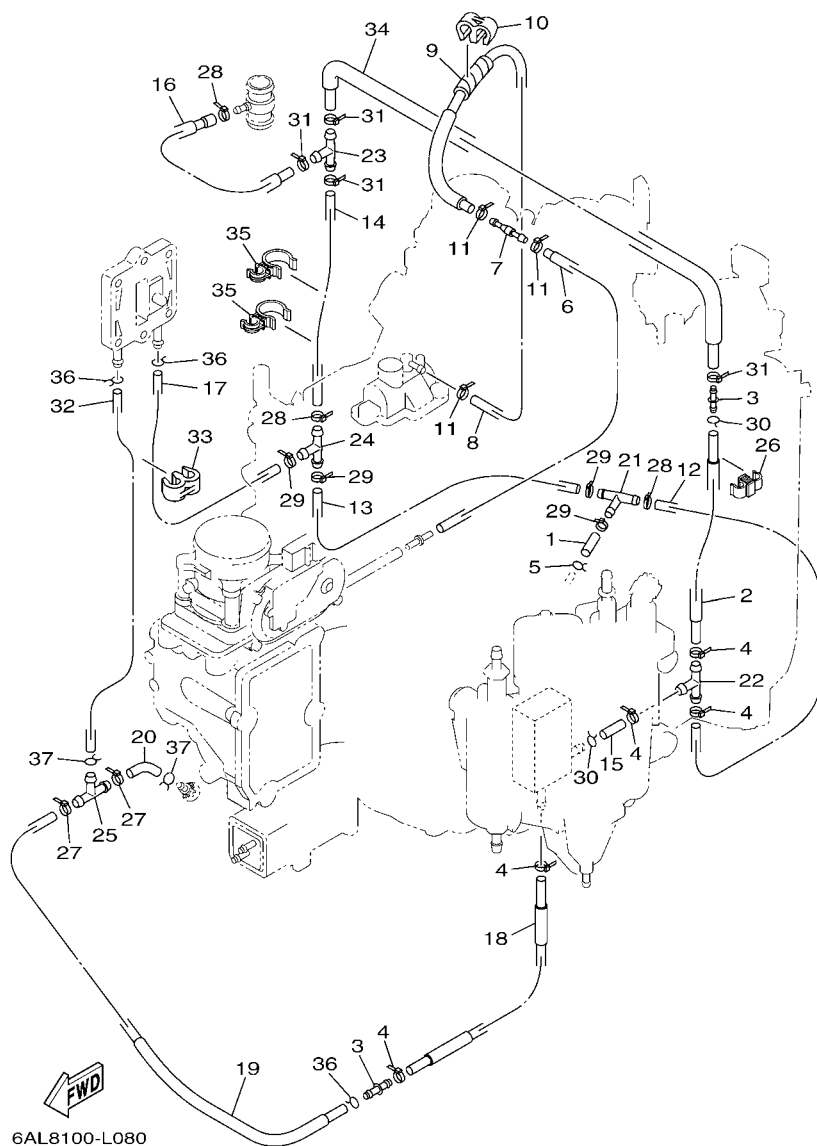
ADMISSAO 1



REF. NO.	PART NO. No. PEÇA	DESCRIPTION DESCRIÇÃO	6P2B	6P3B	REMARKS OBSERVAÇÕES
28	92995-06100	WASHER, SPRING ARRUELA COM MOLA	1	1	
29	92995-06600	WASHER ARRUELA	1	1	
30	6P2-11377-00	HOSE MANGUEIRA	1	1	
31	90464-20011	CLAMP BRACADEIRA	1	1	
32	90465-11M10	CLAMP BRACADEIRA	1	1	
33	63P-85886-00	SENSOR, AIR TEMPERATURE SENSOR DE TEMPERATURA DO AR	1	1	
34	63P-14435-00	GROMMET ILHO	1	1	

FIG. 9 INTAKE 2

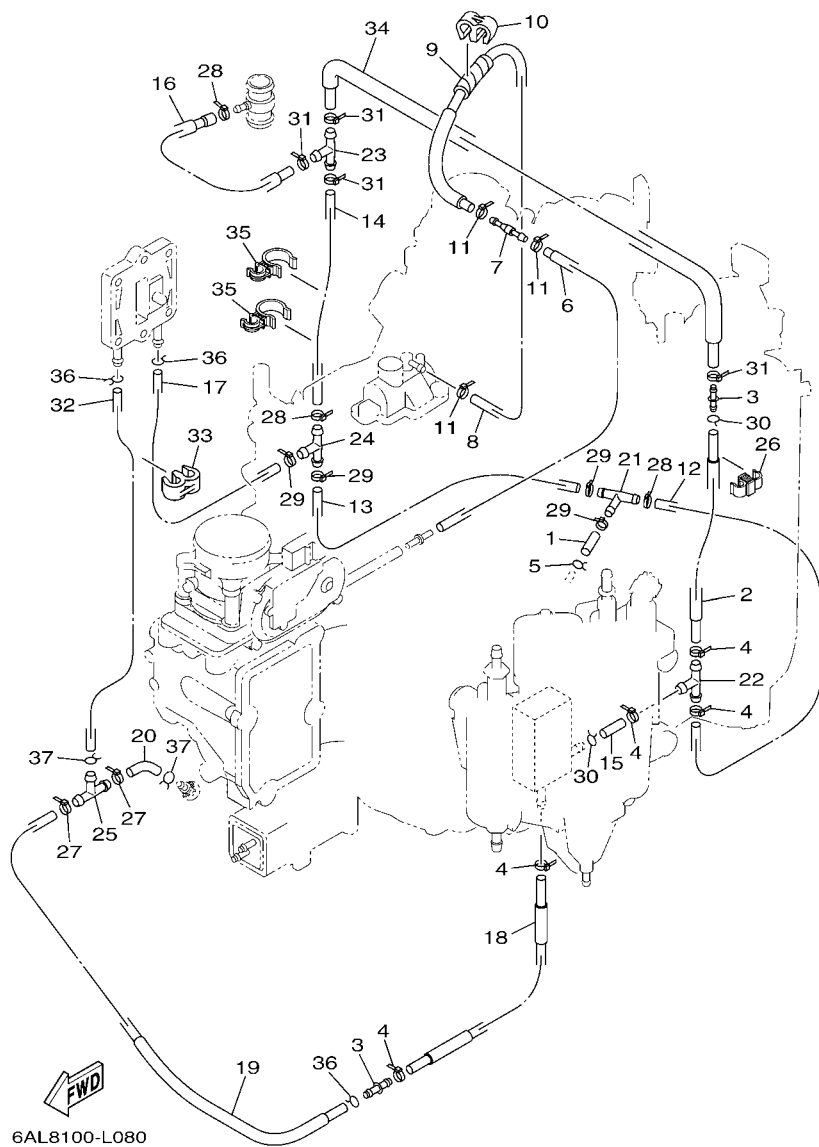
ADMISSAO 2



REF. NO.	PART NO. No. PEÇA	DESCRIPTION DESCRIÇÃO	6F2B	6F3B	REMARKS OBSERVAÇÕES
1	90445-09040	HOSE (L50) TUBO (L50)	1	1	
2	6P2-12484-01	PIPE 4 TUBO 4	1	1	
3	6CE-24376-00	PIPE, JOINT 1 JUNCAO DO TUBO 1	2	2	
4	90465-11M10	CLAMP BRACADEIRA	5	5	
5	90467-09M03	CLIP PRESILHA	1	1	
6	6P2-12482-00	PIPE 2 TUBO 2	1	1	
7	6E5-21744-00	BREATHER RESPIRO	1	1	
8	6P2-12483-00	PIPE 3 TUBO 3	1	1	
9	90446-10M01	HOSE (L60) TUBO (L60)	1	1	
10	90464-60067	CLAMP BRACADEIRA	1	1	
11	90465-11M10	CLAMP BRACADEIRA	3	3	
12	90445-09041	HOSE (L500) TUBO (L500)	1	1	
13	90445-09224	HOSE (L270) TUBO (L270)	1	1	
14	90445-09097	HOSE (L250) TUBO (L250)	1	1	
15	90445-09220	HOSE (L30) TUBO (L30)	1	1	
16	6P2-12485-00	PIPE 5 TUBO 5	1	1	
17	6P2-1248A-00	PIPE 8 TUBO 8	1	1	
18	6P2-1248E-00	PIPE 9 TUBO 9	1	1	
19	6P2-14752-00	PIPE, OUTLET TUBO DE ESCAPE	1	1	
20	61A-24316-00	PIPE 6 TUBO 6	1	1	
21	688-24378-00	PIPE, JOINT 3 JUNCAO DO TUBO 3	1	1	
22	688-24378-00	PIPE, JOINT 3 JUNCAO DO TUBO 3	1	1	
23	688-24378-00	PIPE, JOINT 3 JUNCAO DO TUBO 3	1	1	
24	688-24378-00	PIPE, JOINT 3 JUNCAO DO TUBO 3	1	1	
25	688-24378-00	PIPE, JOINT 3 JUNCAO DO TUBO 3	1	1	
26	90464-09013	CLAMP BRACADEIRA	1	1	
27	90465-11M10	CLAMP BRACADEIRA	2	2	

FIG. 9 INTAKE 2

ADMISSAO 2



REF. NO.	PART NO. No. PEÇA	DESCRIPTION DESCRIÇÃO	6F2B	6F3B	REMARKS OBSERVAÇÕES
28	90465-11M10	CLAMP BRACADEIRA	3	3	
29	90465-11M10	CLAMP BRACADEIRA	4	4	
30	90467-08M18	CLIP PRESILHA	2	2	
31	90465-11M10	CLAMP BRACADEIRA	4	4	
32	90445-09304	HOSE (L310) TUBO (L310)	1	1	
33	90464-60067	CLAMP BRACADEIRA	1	1	
34	6P2-12481-12	PIPE 1 TUBO 1	1	1	
35	90464-21002	CLAMP BRACADEIRA	2	2	
36	90467-08M18	CLIP PRESILHA	3	3	
37	90467-09M09	CLIP PRESILHA	2	2	
<hr/>					
<hr/>					
<hr/>					
<hr/>					
<hr/>					
<hr/>					
<hr/>					
<hr/>					

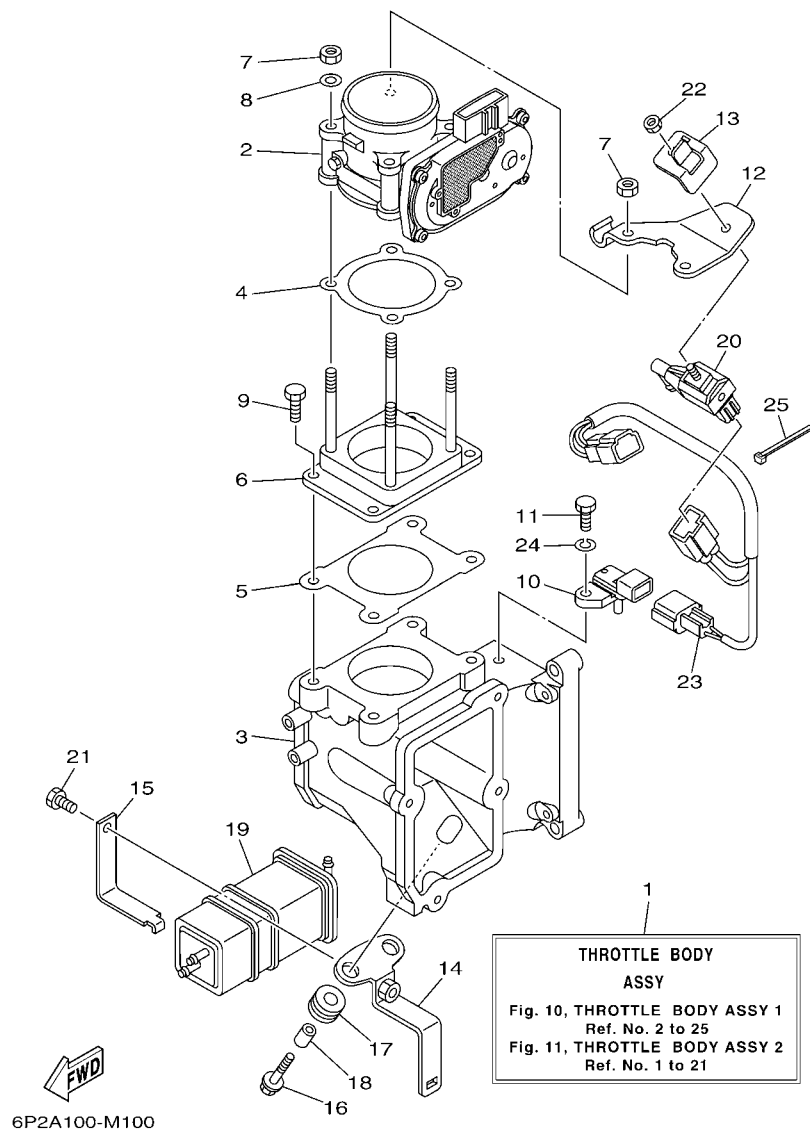
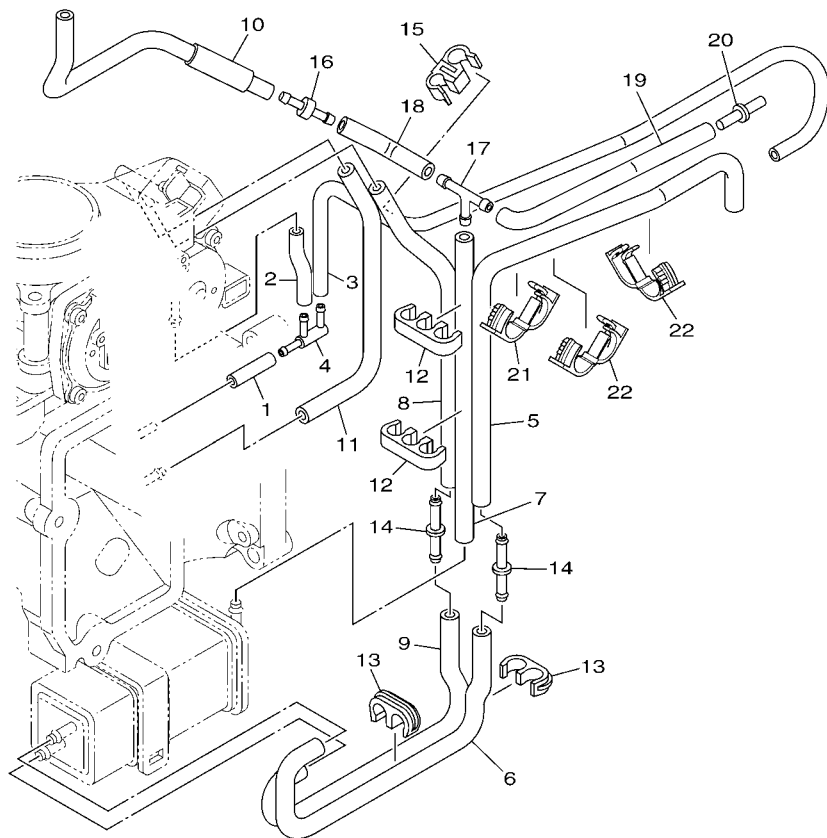


FIG. 10 THROTTLE BODY ASSY 1

CORPO DO ACELADOR CONJUNTO 1

REF. NO.	PART NO. No. PEÇA	DESCRIPTION DESCRIÇÃO	6P2B	6P3B	REMARKS OBSERVAÇÕES
1	6P2-13750-10	THROTTLE BODY ASSY CORPO DE ACELACAO CONJ.	1	1	
2	6P2-13751-01	BODY, THROTTLE 1 CORPO DE ACELACAO 1	1	1	
3	6P2-13711-00	MIXING BODY CORPO DO MISTURADOR	1	1	
4	6P2-13556-00	GASKET, MANIFOLD GAXETA DO TUBO MULTIPLO	1	1	
5	6P2-13557-00	GASKET GAXETA	1	1	
6	6P2-14360-00	THROTTLE DAMPER ASSY AMORTIZADOR, ACELADOR CJ	1	1	
7	6P2-13588-00	NUT PORCA	4	4	
8	6P2-13578-00	WASHER ARRUELA	2	2	
9	6P2-14496-00	BOLT PARAFUSO	4	4	
10	6P2-82380-00	SENSOR, PRESSURE SENSOR DE PRESSAO	1	1	
11	6P2-13573-00	BOLT 1 PARAFUSO 1	1	1	
12	6P2-14255-00	PLATE PLACA	1	1	
13	6P2-14159-00	CLIP PRESILHA	1	1	
14	6P2-2134X-00	BRACKET, CANISTER SUPORTE	1	1	
15	6P2-2419A-00	HOLDER FIXADOR	1	1	
16	90119-06M59	BOLT, WITH WASHER PARAFUSO COM ARRUELA	2	2	
17	90480-10M23	GROMMET ILHO DE BORRACHA	2	2	
18	90387-06289	COLLAR ESPACADOR	2	2	
19	6P2-24170-00	CANISTER ASSY BOMBA DE COMBUSTIVEL	1	1	
20	6C5-86120-00	SOLENOID VALVE ASSY VALVULA SOLENOIDE CONJ.	1	1	
21	6P2-13574-00	BOLT 2 PARAFUSO 2	1	1	
22	69J-14164-00	NUT, HOLDING PORCA DO PULVERIZADOR	1	1	
23	6P2-8258A-00	EXTENSION, WIRE HARNESS EXTENSÃO DO CHICOTE DE FIOS	1	1	
24	68V-14356-00	WASHER, SPRING ARRUELA DE PRESSAO	1	1	
25	68V-2481H-00	CLAMP CINTA	1	1	



6P28110-L100

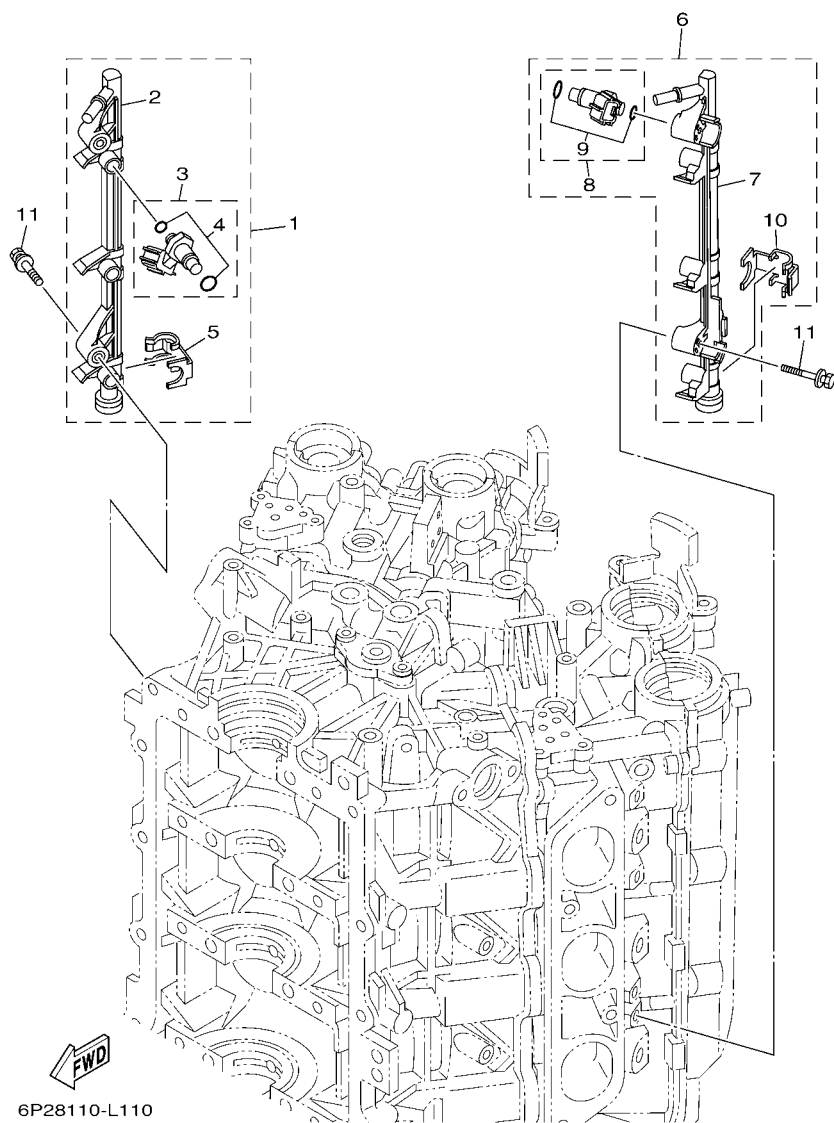
FIG. 11 THROTTLE BODY ASSY 2

CORPO DO ACELERADOR CONJUNTO 2

REF. NO.	PART NO. No. PEÇA	DESCRIPTION DESCRIÇÃO	6P2B	6P3B	REMARKS OBSERVAÇÕES
1	6P2-14349-00	PIPE TUBO	1	1	
2	6P2-13533-00	HOSE, VACUUM SENSING 4 TUBO DE VACUO 4	1	1	
3	6P2-13532-10	HOSE, VACUUM SENSING 3 TUBO DE VACUO 3	1	1	
4	6P2-13595-00	JOINT JUNCAO	1	1	
5	6P2-1475A-10	PIPE 1 TUBO 1	1	1	
6	6P2-1475E-00	PIPE 2 TUBO 2	1	1	
7	6P2-13545-00	HOSE 1 MANGUEIRA 1	1	1	
8	6P2-1475F-00	PIPE 3 TUBO 3	1	1	
9	6P2-1475G-00	PIPE 4 TUBO 4	1	1	
10	6P2-13546-00	HOSE 2 MANGUEIRA 2	1	1	
11	6P2-2416A-00	HOSE MANGUEIRA	1	1	
12	6P2-24135-00	CLAMP 1 GRAMPO 1	2	2	
13	6P2-24136-00	CLAMP 2 GRAMPO 2	2	2	
14	6P2-13758-00	PIPE, JOINT TUBO CONECTOR	2	2	
15	6P2-24137-00	CLAMP 3 GRAMPO 3	1	1	
16	6E5-21744-00	BREATHER RESPIRO	1	1	
17	688-24378-00	PIPE, JOINT 3 JUNCAO DO TUBO 3	1	1	
18	6P2-13547-00	HOSE 3 MANGUEIRA 3	1	1	
19	6P2-13548-10	HOSE, AIR 4 MANGUEIRA DE AR 4	1	1	
20	6P2-24376-00	PIPE, JOINT 1 JUNCAO DO TUBO 1	1	1	
21	90464-18004	CLAMP BRACADEIRA	1	1	
22	90464-18004	CLAMP BRACADEIRA	2	2	

FIG. 12 THROTTLE BODY ASSY 3

CORPO DO ACELERADOR CONJUNTO 3



REF. NO.	PART NO. No. PEÇA	DESCRIPTION DESCRIÇÃO	6P2B	6P3B			REMARKS OBSERVAÇÕES
1	6P2-13160-10	DELIVERY PIPE ASSY 1 TUBO DE DELIBERACAO CONJ. 1	1	1			
2	6P2-13161-00	.PIPE, DELIVERY 1 .TUBO DE DELIBERACAO 1	1	1			
3	6P2-13761-10	.INJECTOR .INJETOR CONJUNTO	3	3			
4	6C5-1410B-00	..PACKING KIT ..KIT DE JUNTAS	1	1			
5	6P2-13577-00	.CLIP .PRESILHA	3	3			
6	6P2-13170-10	DELIVERY PIPE ASSY 2 TUBO DE DELIBERACAO CONJUNTO 2	1	1			
7	6P2-13171-00	.PIPE, DELIVERY 2 .TUBO DE DELIBERACAO 2	1	1			
8	6P2-13761-10	.INJECTOR .INJETOR CONJUNTO	3	3			
9	6C5-1410B-00	..PACKING KIT ..KIT DE JUNTAS	1	1			
10	6P2-13577-00	.CLIP .PRESILHA	3	3			
11	90119-06122	BOLT, WITH WASHER PARAFUSO COM ARRUELA	4	4			

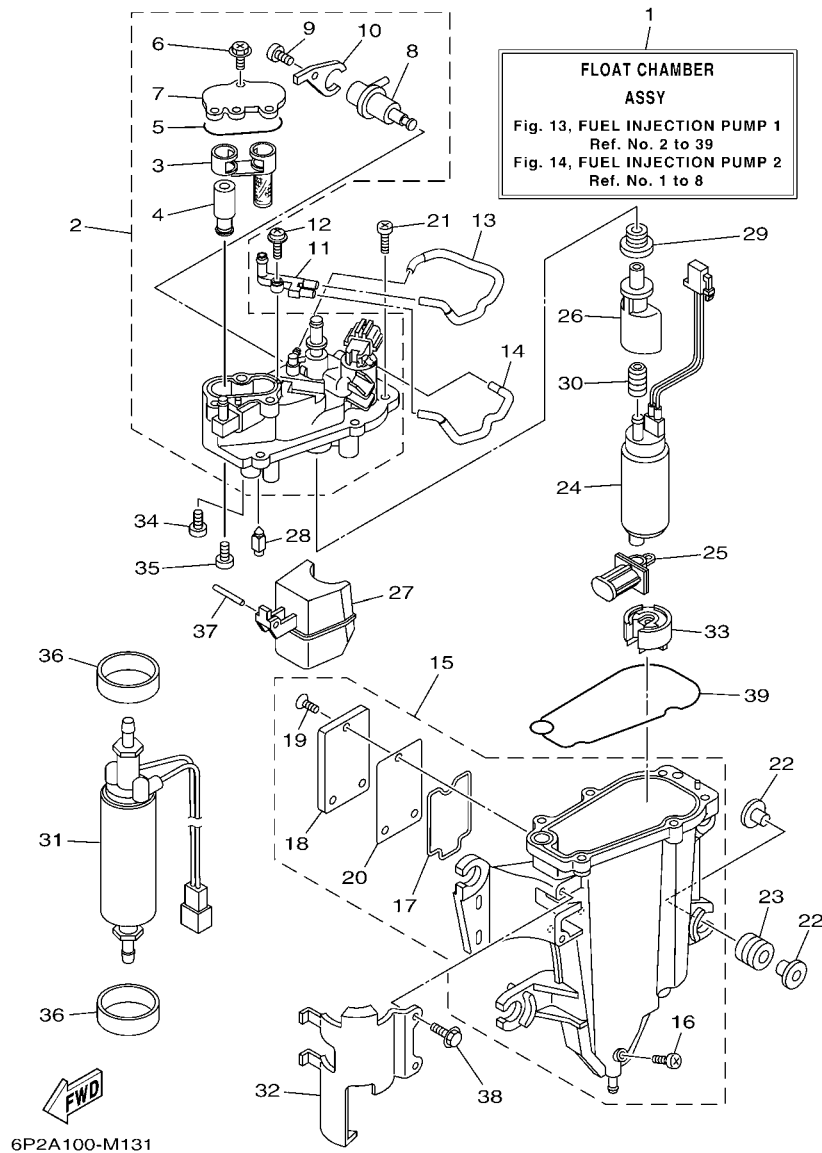


FIG. 13 FUEL INJECTION PUMP 1

BOMBA DE INJECÃO COMBUSTÍVEL 1

REF. NO.	PART NO. No. PEÇA	DESCRIPTION DESCRIÇÃO	6F2B	6F3B		REMARKS OBSERVAÇÕES
1	6P2-14180-41	FLOAT CHAMBER ASSY CAMARA DA BOIA CJ	1	1		
2	6AW-14182-21	COVER, FLOAT CHAMBER TAMPA DA CAMARA DA BOIA	1	1		
3	6CB-24501-01	.FILTER, FUEL .FILTRO DE COMBUSTIVEL	1	1		
4	6CB-24460-10	.RELIEF VALVE ASSY .VALVULA DE DESCOMPRESSAO COMP.	1	1		
5	6CB-13016-00	.O-RING .ANEL DE BORRACHA	1	1		
6	6CB-14216-00	.SCREW .PARAFUSO	3	3		
7	6CB-24217-10	.COVER .CAPA	1	1		
8	6CB-13906-01	.REGULATOR, PRESSURE .REGULADOR DE PRESSAO	1	1		
9	6CB-14564-00	.SCREW .PARAFUSO	1	1		
10	6CB-14146-00	.PLATE .PLACA	1	1		
11	68V-24379-10	PIPE, JOINT 4 JUNCAO DO TUBO 4	1	1		
12	68V-14216-00	SCREW PARAFUSO	1	1		
13	68V-1475H-00	PIPE 5 TUBO 5	1	1		
14	68V-1475J-00	PIPE 6 TUBO 6	1	1		
15	6AW-14181-11	BODY, FLOAT CHAMBER 1 CORPO DA CAMARA DA BOIA 1	1	1		
16	6P2-14191-00	.PLUG, DRAIN .TAMPAO DE DRENO	1	1		
17	6CB-14239-00	.SEAL .VEDACAO	1	1		
18	6CB-24452-10	.COVER .TAMPA	1	1		
19	6CB-14429-01	.SCREW .PARAFUSO	3	3		
20	6CB-24482-00	.GASKET 1 .GAXETA 1	1	1		
21	63P-14567-00	SCREW PARAFUSO	6	6		
22	69J-13716-00	COLLAR ESPACADOR	8	8		
23	6CB-13593-00	DAMPER AMORTIZADOR	4	4		
24	6P2-13907-30	FUEL PUMP COMP. BOMBA DE COMBUSTIVEL COMPLETA	1	1		
25	63P-13915-00	FILTER FILTRO	1	1		
26	6AW-13132-00	JOINT JUNCAO	1	1		
27	6CB-14985-00	FLOAT BOIA	1	1		

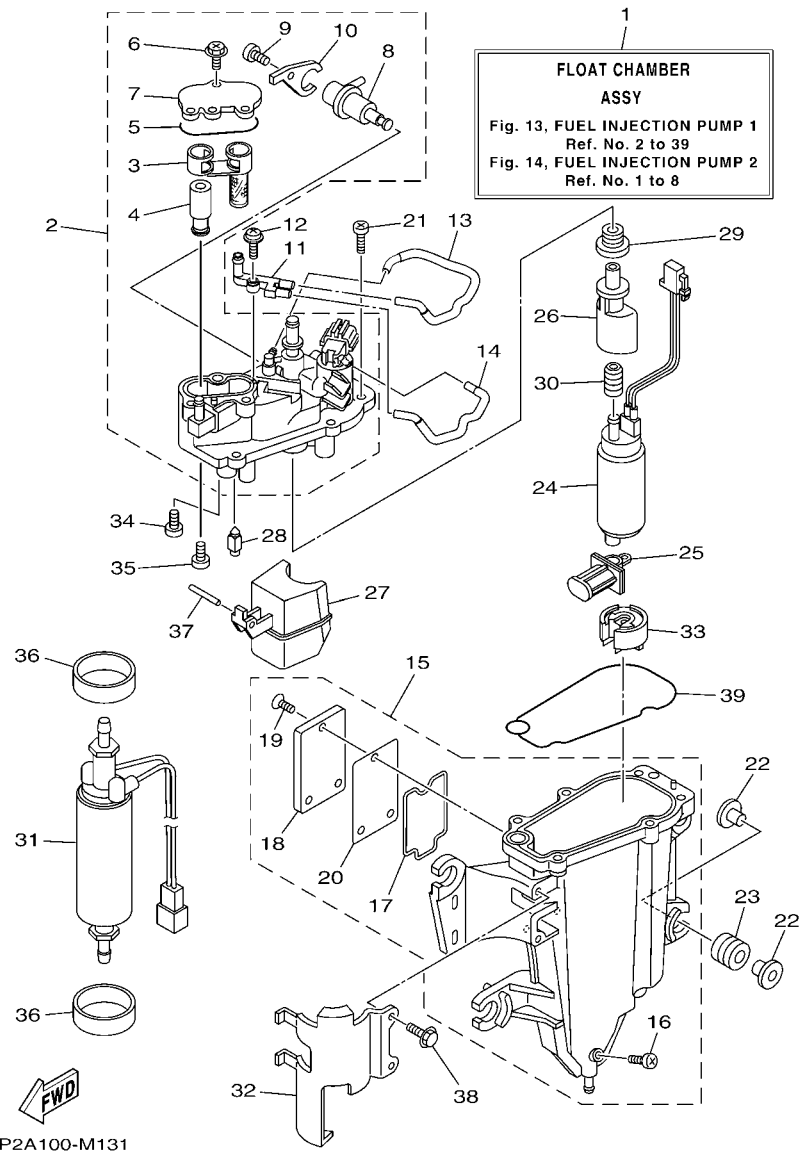


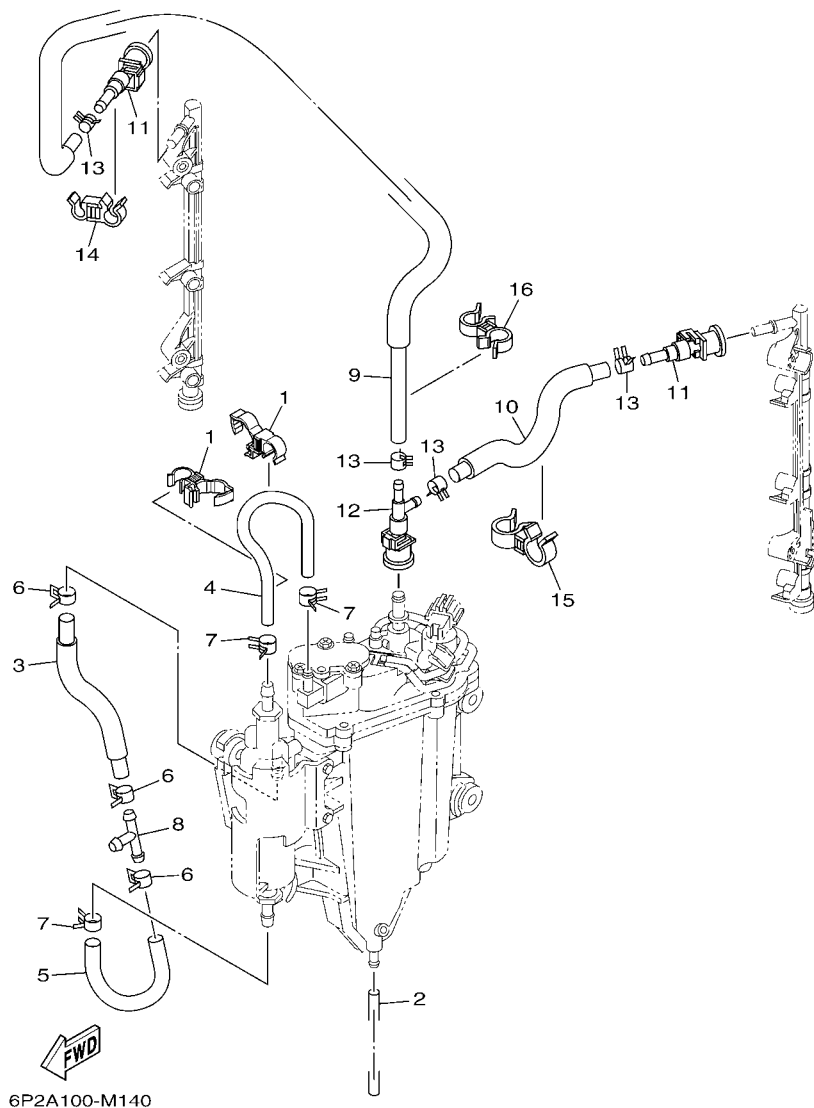
FIG. 13 FUEL INJECTION PUMP 1

BOMBA DE INJECAO COMBUSTIVEL 1

REF. NO.	PART NO. No. PEÇA	DESCRIPTION DESCRIÇÃO	6P2B	6P3B	REMARKS OBSERVAÇÕES
28	6CB-14546-00	VALVE, NEEDLE VALVULA DA AGULHA	1	1	
29	6CB-1447B-00	BUSH 1 BUCHA 1	1	1	
30	6AW-13781-00	DAMPER, PUMP AMORTIZADOR DA BOMBA	1	1	
31	6CB-24410-00	FUEL PUMP ASSY BOMBA DE COMBUSTIVEL CONJ.	1	1	
32	6AW-24491-10	BRACKET, FUEL PUMP SUPORTE BOMBA DE COMBUSTIVEL	1	1	
33	6AW-13784-00	COVER, PUMP TAMPA DA BOMBA	1	1	
34	69J-24453-00	SCREW PARAFUSO	1	1	
35	68V-14592-10	SCREW PARAFUSO	1	1	
36	6CB-24492-00	BUSH, FUEL PUMP BUCHA DA BOMBA DE COMB.	2	2	
37	6P2-14386-00	PIN, FLOAT PINO DA BOIA	1	1	
38	6CB-24592-00	BOLT PARAFUSO	2	2	
39	6CB-14984-00	GASKET, FLOAT CHAMBER GAXETA DA CAMARA DA BOIA.	1	1	

FIG. 14 FUEL INJECTION PUMP 2

BOMBA DE INJECÃO COMBUSTIVEL 2



REF. NO.	PART NO. No. PEÇA	DESCRIPTION DESCRIÇÃO	6P2B	6P3B	REMARKS OBSERVAÇÕES
1	90464-12012	CLAMP BRACADEIRA	2	2	
2	6P2-14149-00	PIPE TUBO	1	1	
3	6AW-24323-20	PIPE 12 TUBO 12	1	1	
4	6AW-24324-20	PIPE 13 TUBO 13	1	1	
5	6AW-24317-20	PIPE 7 TUBO 7	1	1	
6	69J-14137-00	CLIP PRESILHA	3	3	
7	68V-13577-00	CLIP PRESILHA	3	3	
8	6E5-24378-00	PIPE, JOINT 3 TUBO DE JUNCAO 3	1	1	
9	6P2-13973-30	PIPE, FUEL 3 TUBO DE COMBUSTIVEL 3	1	1	
10	6P2-13974-30	PIPE, FUEL 4 TUBO DE COMBUSTIVEL 4	1	1	
11	6AW-24300-10	FUEL PIPE JOINT JUNCAO DO TUBO DE COMJUSTIVEL	2	2	
12	6P2-24300-00	FUEL PIPE JOINT JUNCAO DO TUBO DE COMJUSTIVEL	1	1	
13	68V-13577-00	CLIP PRESILHA	4	4	
14	90464-12010	CLAMP BRACADEIRA	1	1	
15	90464-18005	CLAMP BRACADEIRA	1	1	
16	90464-12009	CLAMP BRACADEIRA	1	1	

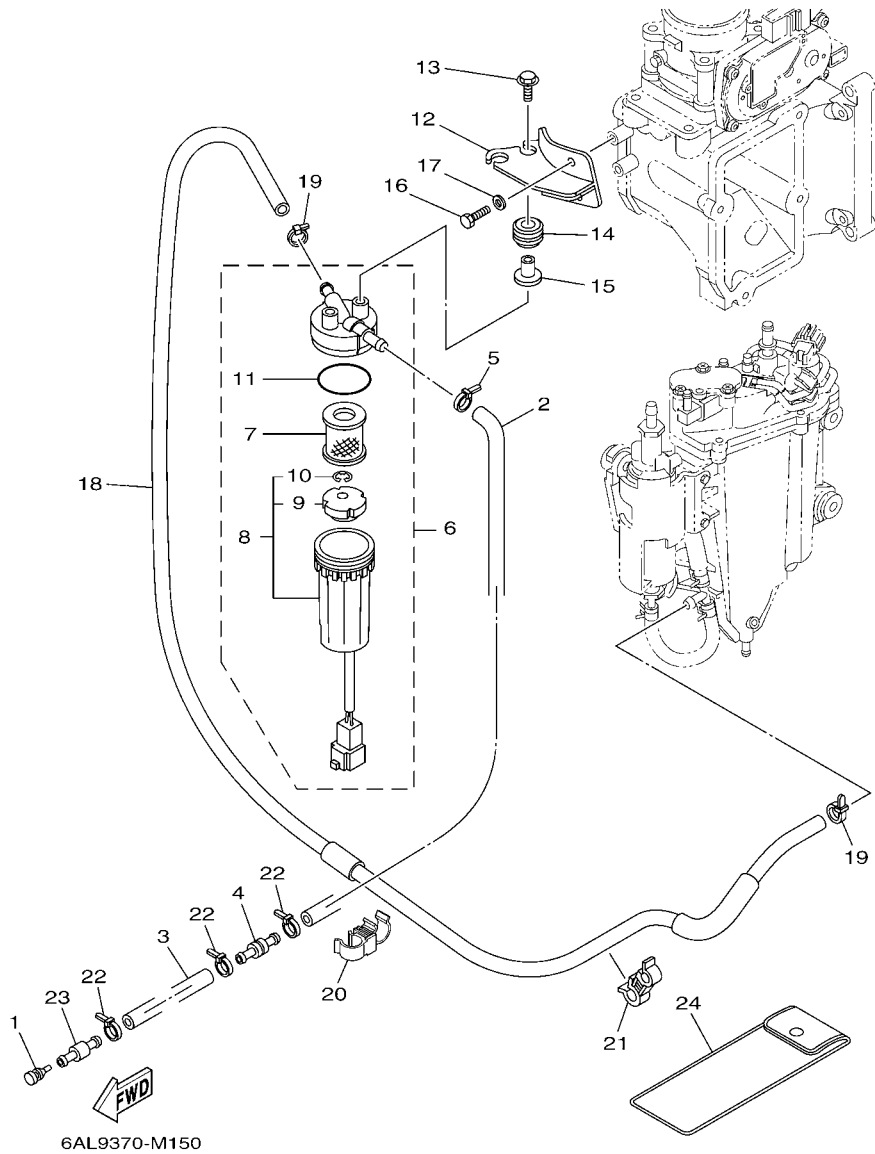
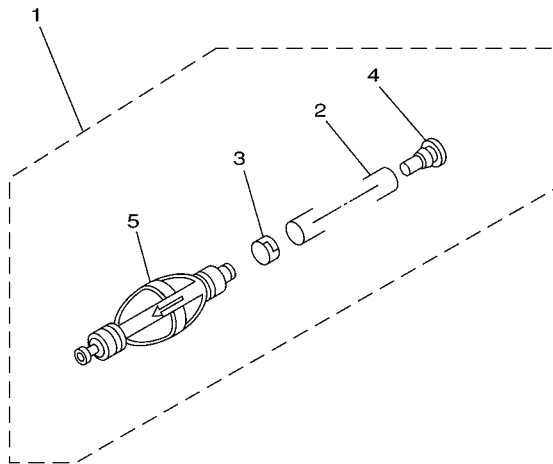


FIG. 15 FUEL 1

COMBUSTIVEL

REF. NO.	PART NO. No. PEÇA	DESCRIPTION DESCRIÇÃO	6F2B	6F3B	REMARKS OBSERVAÇÕES
1	689-85547-00	DAMPER AMORTIZADOR	1	1	
2	6P2-24314-00	PIPE 4 TUBO 4	1	1	
3	90445-13511	HOSE (L2000) TUBO (L2000)	1	1	
4	6R3-24377-10	PIPE, JOINT 2 JUNCAO DO TUBO 2	1	1	
5	90465-11M10	CLAMP BRACADEIRA	1	1	
6	6P3-24560-03	FILTER ASSY FILTRO DE COMBUSTIVEL CONJ.	1	1	
7	6P3-24563-01	.ELEMENT, FILTER .ELEMENTO DO FILTRO	1	1	
8	6P3-24562-03	.CUP, FILTER .COPO DO FILTRO	1	1	
9	6P3-24469-00	..FLOAT, WATER LEVEL ..BOIA DO NIVEL D'AGUA	1	1	
10	6P3-24519-00	..CLIP ..PRESILHA	1	1	
11	6P3-24564-00	.GASKET .GAXETA	1	1	
12	6P2-24566-11	BRACKET, FILTER SUPORTE DO FILTRO	1	1	
13	90119-06M17	BOLT, WITH WASHER PARAFUSO COM ARRUELA	2	2	
14	90480-14018	GROMMET ILHO DE BORRACHA	2	2	
15	90387-06289	COLLAR ESPACADOR	2	2	
16	97095-06014	BOLT PARAFUSO	2	2	
17	92995-06600	WASHER ARRUELA	2	2	
18	6P2-24313-30	PIPE 3 TUBO 3	1	1	
19	90465-11M10	CLAMP BRACADEIRA	2	2	
20	90464-12009	CLAMP BRACADEIRA	1	1	
21	90464-12010	CLAMP BRACADEIRA	1	1	
22	90465-11M10	CLAMP BRACADEIRA	3	3	
23	6R3-24377-00	PIPE, JOINT 2 JUNCAO DO TUBO 2	1	1	
24	69J-28100-01	TOOL KIT JOGO DE FERRAMENTAS	1	1	AP AP



68V0100-0110

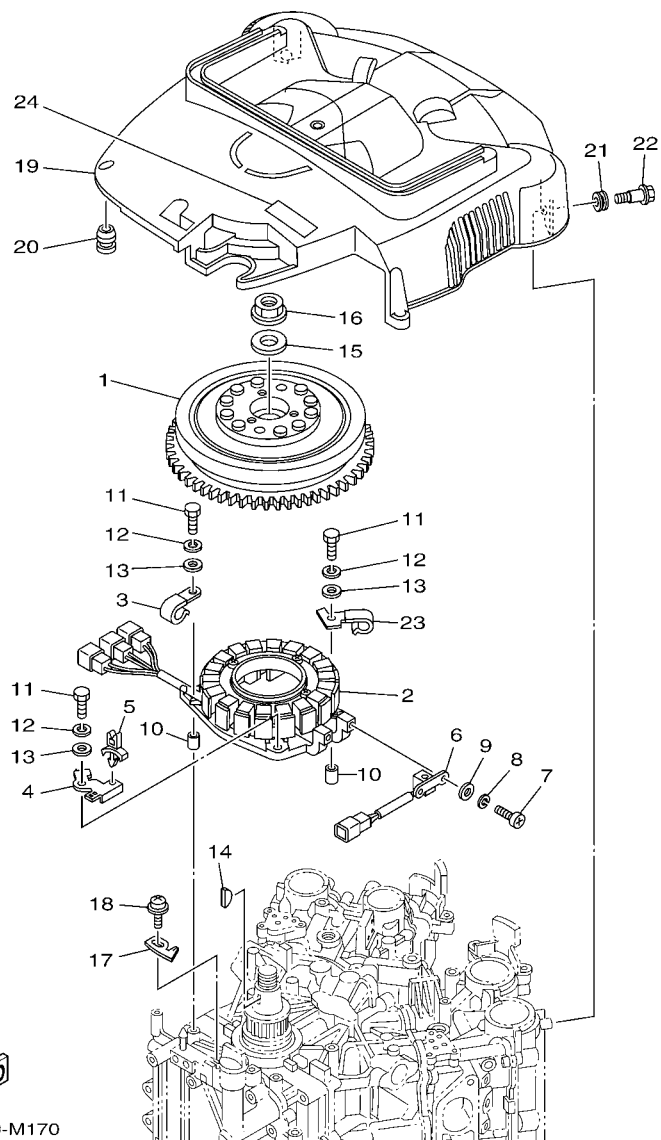
FIG. 16 FUEL 2

COMBUSTIVEL 2

REF. NO.	PART NO. No. PEÇA	DESCRIPTION DESCRIÇÃO	6F2B	6F3B				REMARKS OBSERVAÇÕES
1	6Y2-24307-50	FUEL PIPE COMP. 2 TUBO DE COMBUSTIVEL COMP. 2	1	1				
2	90445-13M01	.HOSE (L2050) .TUBO (L2050)	1	1				
3	6E5-24351-51	.BAND 1 .BRACADEIRA 1	1	1				
4	90480-06M19	.GROMMET .ILHO DE BORRACHA	1	1				
5	6Y2-24360-60	.PRIMER PUMP ASSY .BOMBA PRIMARIA CONJ.	1	1				

FIG. 17 GENERATOR

GERADOR

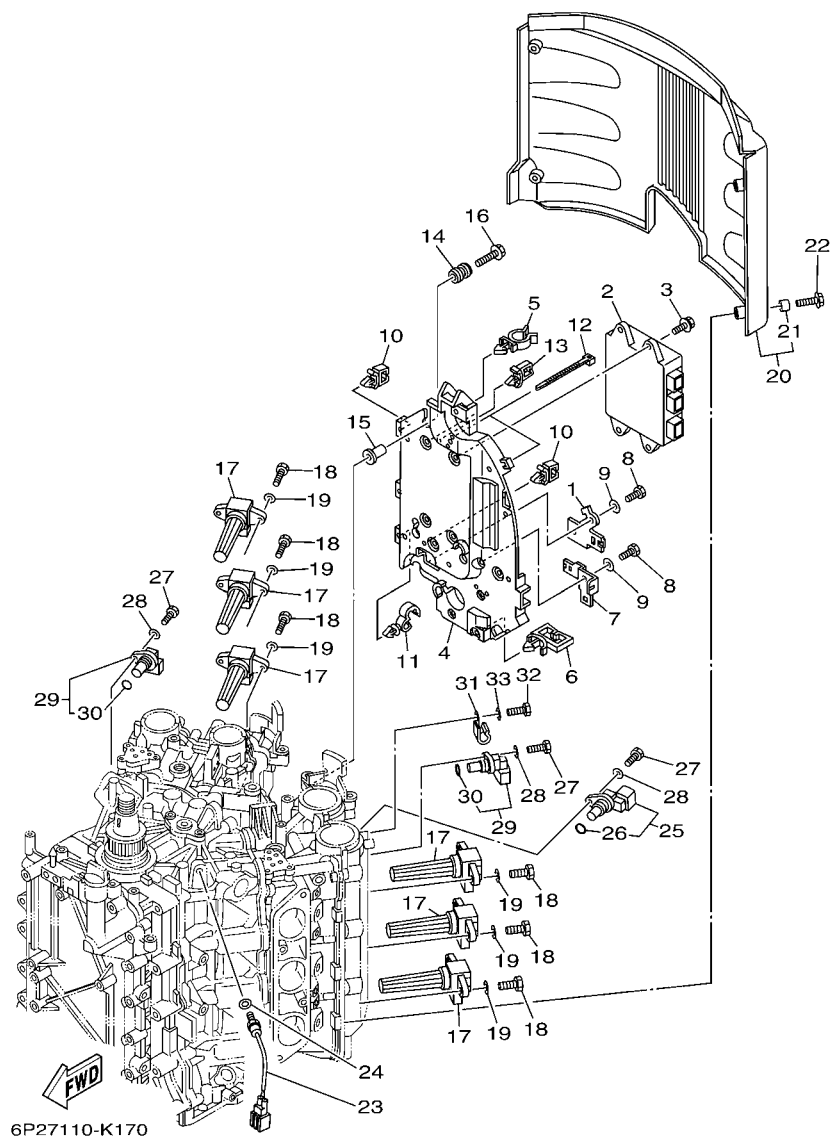



6P2A280-M170

REF. NO.	PART NO. No. PEÇA	DESCRIPTION DESCRIÇÃO	6P2B	6P3B			REMARKS OBSERVAÇÕES
1	6P2-81450-00	ROTOR ASSY ROTOR DO MAGNETO CONJ.	1	1			
2	6P2-81460-00	BASE ASSY BASE CONJUNTO	1	1			
3	90462-08032	CLAMP BRACADEIRA	1	1			
4	6P2-8257V-00	PLATE, CONNECTOR PLACA CONECTORA	1	1			
5	90464-06001	CLAMP BRACADEIRA	1	1			
6	6P2-85580-00	COIL, PULSER BOBINA DE PULSO CONJUNTO	1	1			
7	97880-05012	SCREW, PAN HEAD PARAFUSO	2	2			
8	92990-05100	WASHER, SPRING ARRUELA COM MOLA	2	2			
9	92990-05600	WASHER, PLATE ARRUELA PLANA	2	2			
10	99530-08012	PIN, DOWEL PINO GUIA	2	2			
11	97095-06035	BOLT PARAFUSO	4	4			
12	92995-06100	WASHER, SPRING ARRUELA COM MOLA	4	4			
13	92995-06600	WASHER ARRUELA	4	4			
14	90280-05015	KEY, WOODRUFF CHAVETA MEIA LUA	1	1			
15	90201-24014	WASHER, PLATE ARRUELA PLANA	1	1			
16	90179-24002	NUT PORCA	1	1			
17	6P2-81332-00	PLATE, TIMING PLACA DO REGULADORA	1	1			
18	97985-06210	SCREW, WITH WASHER PARAFUSO	1	1			
19	6P2-81337-01	COVER, FLYWHEEL TAMPA DO ROTOR	1	1			
20	663-82317-01	DAMPER, IGNITION COIL AMORTIZADOR BOBINA DE IGNICAO	4	4			
21	90480-12314	GROMMET ILHO DE BORRACHA	2	2			
22	90109-06MA1	BOLT PARAFUSO	2	2			
23	6P2-81128-00	CLAMP GRAMPO	1	1			
24	6AH-81994-70	LABEL, SAFETY ETIQUETA DE SEGURANCA	1	1			

FIG. 18 ELECTRICAL 1

SISTEMA ELETRICO 1



REF. NO.	PART NO. No. PEÇA	DESCRIPTION DESCRIÇÃO	6P2B	6P3B	REMARKS OBSERVAÇÕES
1	6P2-8257V-00	PLATE, CONNECTOR PLACA CONECTORA	1	1	
2	6P2-8591A-53	ENGINE CONTROL UNIT ASSY UNIDADE DE CONTROLE MOTORA CJ	1	1	
3	90119-06M82	BOLT, WITH WASHER PARAFUSO COM ARRUELA	4	4	
4	6P2-82316-00	BRACKET, IGNITION COIL SUPPORTO DA BOBINA DE IGNICAO	1	1	
5	90464-19M45	CLAMP BRACADEIRA	1	1	
6	90464-23199	CLAMP BRACADEIRA	1	1	
7	6P2-81845-00	PLATE PLACA	1	1	
8	97095-06016	BOLT PARAFUSO	2	2	
9	92995-06600	WASHER ARRUELA	2	2	
10	90464-11121	CLAMP BRACADEIRA	4	4	
11	90464-13249	CLAMP BRACADEIRA	2	2	
12	90465-14M66	CLAMP BRACADEIRA	2	2	
13	90464-08004	CLAMP BRACADEIRA	1	1	
14	6A0-82317-00	DAMPER, IGNITION COIL AMORTIZADOR BOBINA DE IGNICAO	4	4	
15	90387-06119	COLLAR ESPAÇADOR	4	4	
16	90119-06M59	BOLT, WITH WASHER PARAFUSO COM ARRUELA	4	4	
17	6P2-82310-01	IGNITION COIL ASSY BOBINA DE IGNICAO CONJ.	6	6	
18	97095-06020	BOLT PARAFUSO	12	12	
19	92995-06600	WASHER ARRUELA	12	12	
20	6P2-82314-00	COVER, IGNITION COIL CAPA BOBINA DE IGNICAO	1	1	
21	90387-06044	.COLLAR .ESPAÇADOR	4	4	
22	90119-06M92	BOLT, WITH WASHER PARAFUSO COM ARRUELA	4	4	
23	61A-85790-00	THERMOSENSOR ASSY TERMOSTATO	1	1	
24	92990-10600	WASHER, PLATE ARRUELA PLANA	1	1	
25	6P2-85896-00	SENSOR, CAM POSITION SENSOR DA MUDANCA	1	1	
26	6P2-85075-00	.O-RING .ANEL	1	1	
27	97095-06020	BOLT PARAFUSO	3	3	

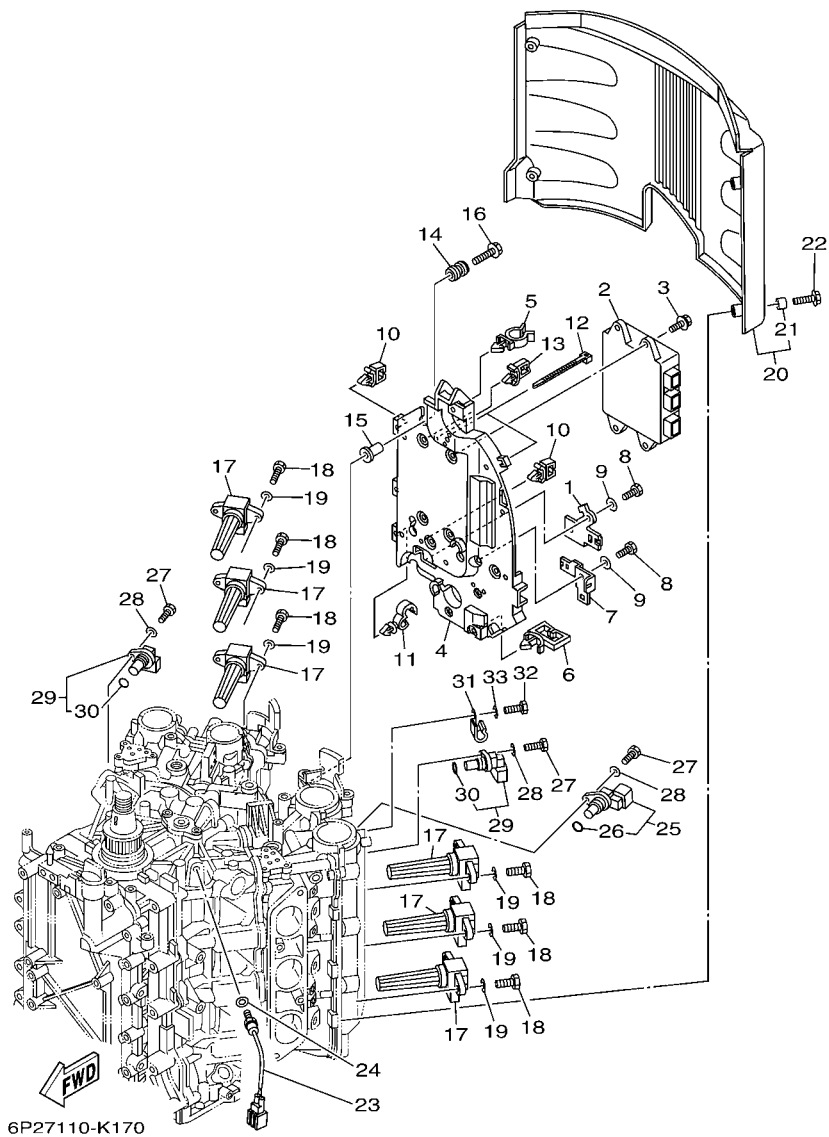


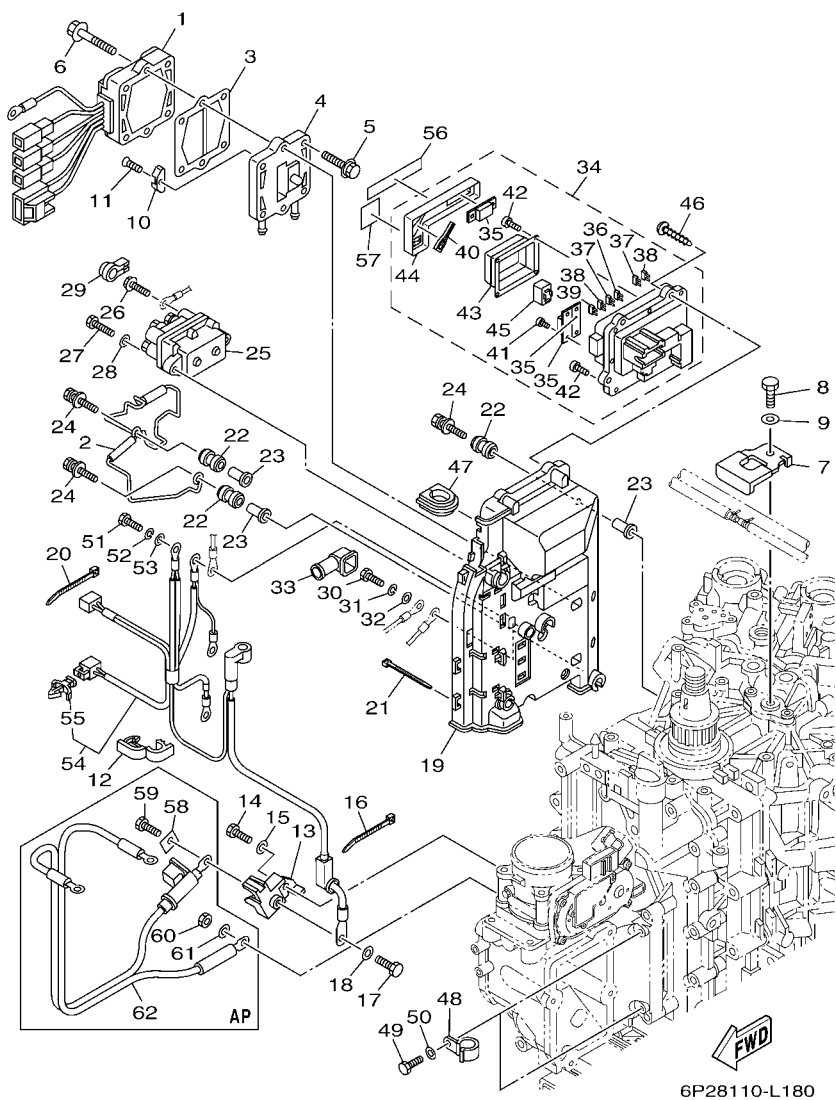
FIG. 18 ELECTRICAL 1

SISTEMA ELETRICO 1

REF. NO.	PART NO. No. PEÇA	DESCRIPTION DESCRIÇÃO	6P2B	6P3B		REMARKS OBSERVAÇÕES
28	92995-06600	WASHER ARRUELA	3	3		
29	6P2-85897-00	SENSOR, CAM POSITION 2 SENSOR DA MUDANCA 2	2	2		
30	6P2-85075-00	.O-RING .ANEL	1	1		
31	90462-08032	CLAMP BRACADEIRA	1	1		
32	97095-06012	BOLT PARAFUSO	1	1		
33	92995-06600	WASHER ARRUELA	1	1		
<hr style="border-top: 1px dashed black;"/>						
<hr style="border-top: 1px dashed black;"/>						
<hr style="border-top: 1px dashed black;"/>						
<hr style="border-top: 1px dashed black;"/>						
<hr style="border-top: 1px dashed black;"/>						
<hr style="border-top: 1px dashed black;"/>						
<hr style="border-top: 1px dashed black;"/>						
<hr style="border-top: 1px dashed black;"/>						

FIG. 19 ELECTRICAL 2

SISTEMA ELETRICO 2



REF. NO.	PART NO. No. PEÇA	DESCRIPTION DESCRIÇÃO	6P2B	6P3B	REMARKS OBSERVAÇÕES
1	6P2-81960-02	RECTIFIER & REGULATOR ASSY RETIFICADOR & REGULADOR CONJ.	1	1	
2	6P2-81614-00	PROTECTOR PROTETOR	1	1	
3	60V-81975-A0	PLATE, RECTIFIER FITTING PLACA FIXACAO DO RETIFICADOR	1	1	
4	6P2-81972-00-9S	COVER, RECTIFIER TAMPA DO RETIFICADOR	1	1	
5	90119-06MA3	BOLT, WITH WASHER PARAFUSO COM ARRUELA	4	4	
6	90119-06MA5	BOLT, WITH WASHER PARAFUSO COM ARRUELA	2	2	
7	6P2-12491-00	CLAMP 1 BRACADEIRA 1	1	1	
8	97095-06012	BOLT PARAFUSO	1	1	
9	92995-06600	WASHER ARRUELA	1	1	
10	6E5-11325-00	ANODE ANODO	1	1	
11	98780-04015	SCREW, FLAT HEAD PARAFUSO CABECA PLANA	1	1	
12	90464-18004	CLAMP BRACADEIRA	5	5	
13	6P2-81925-01	TERMINAL TERMINAL	1	1	
14	97095-08020	BOLT PARAFUSO	1	1	
15	92995-08600	WASHER ARRUELA	1	1	
16	90465-13M18	CLAMP BRACADEIRA	1	1	
17	97095-08016	BOLT PARAFUSO	1	1	
18	92995-08600	WASHER ARRUELA	1	1	
19	6P2-81948-00	BRACKET SUPORTE	1	1	
20	90465-13M18	CLAMP BRACADEIRA	6	6	
21	90465-14M66	CLAMP BRACADEIRA	3	3	
22	6A0-82317-00	DAMPER, IGNITION COIL AMORTIZADOR BOBINA DE IGNICAO	5	5	
23	90387-06119	COLLAR ESPAÇADOR	5	5	
24	90119-06M95	BOLT, WITH WASHER PARAFUSO COM ARRUELA	5	5	
25	63P-81950-00	RELAY ASSY RELE CONJUNTO	1	1	
26	97595-06610	BOLT, WITH WASHER PARAFUSO COM ARRUELA	2	2	
27	97013-06025	BOLT PARAFUSO	2	2	

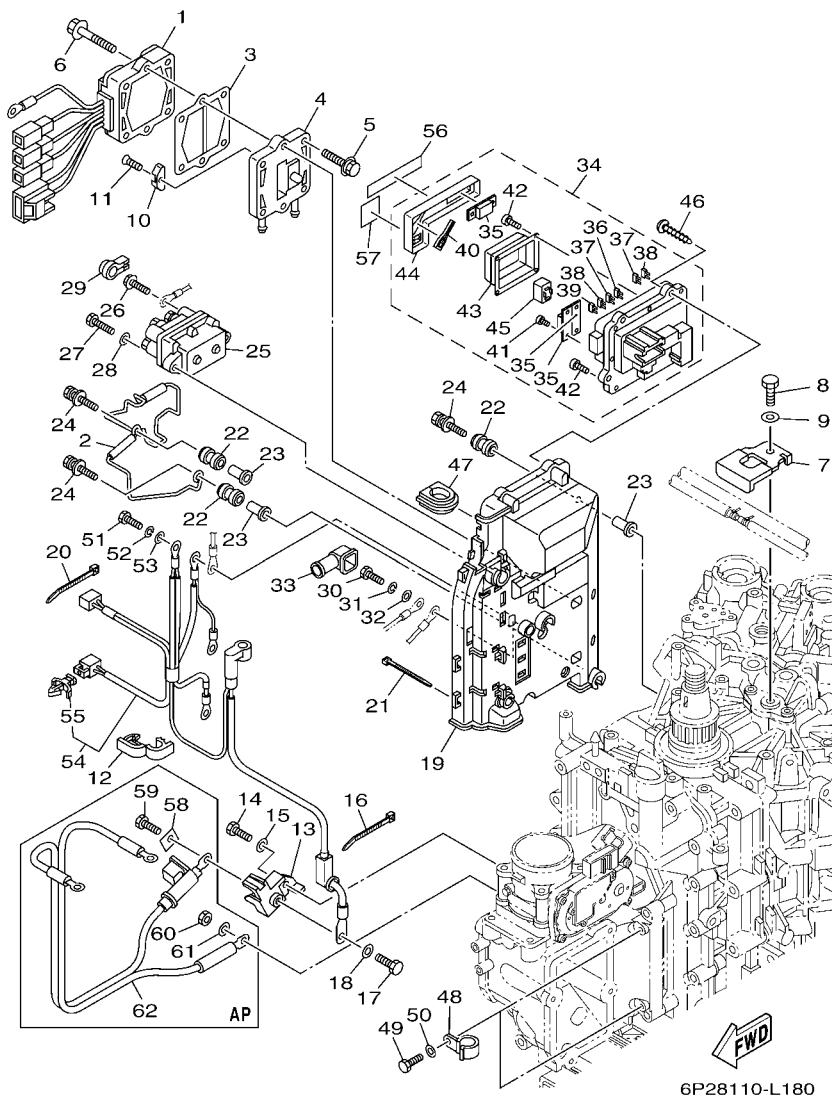


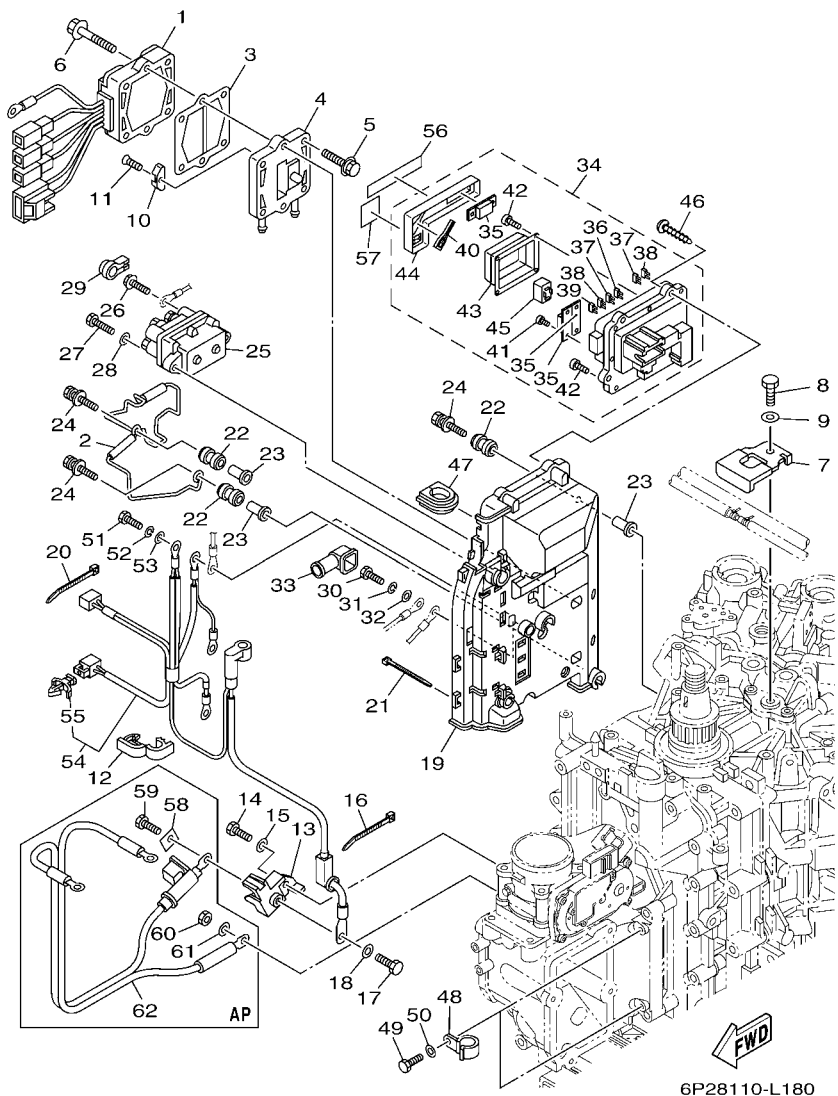
FIG. 19 ELECTRICAL 2

SISTEMA ELETRICO 2

REF. NO.	PART NO. No. PEÇA	DESCRIPTION DESCRIÇÃO	6F2B	6F3B	REMARKS OBSERVAÇÕES
28	92903-06600	WASHER, PLATE ARRUELA PLANA	2	2	
29	6P2-8183X-00	CAP, TERMINAL TAMPA DO TERMINAL	2	2	
30	97095-06016	BOLT PARAFUSO	1	1	
31	92995-06100	WASHER, SPRING ARRUELA COM MOLA	1	1	
32	92995-06600	WASHER ARRUELA	1	1	
33	6P2-82119-00	COVER, LEAD WIRE TAMPA DO FIO DA BATERIA	1	1	
34	6P2-82170-10	FUSE BOX ASSY CAIXA DE FUSIVEL CONJ.	1	1	
35	6P2-82151-00	.FUSE (60A) .FUSIVEL	3	3	
36	67F-82151-00	.FUSE (20A) .FUSIVEL (20A)	2	2	
37	67F-82151-10	.FUSE (30A) .FUSIVEL (30A)	3	3	
38	67F-82151-40	.FUSE (10A) .FUSIVEL (10A)	3	3	
39	67F-82151-50	.FUSE (15A) .FUSIVEL (15A)	2	2	
40	67F-2812A-00	.PULLER, FUSE .PINCA DO FUSIVEL	1	1	
41	68F-82846-00	.SCREW, PAN HEAD (M5) .PARAFUSO CABECA PAINELA	4	4	
42	6P2-82113-00	.SCREW .PARAFUSO	12	12	
43	6P2-81639-00	.RELAY COVER .TAMPA DO RELE	1	1	
44	6P2-85544-00	.CASE .CAIXA	1	1	
45	68F-8195A-00	.RELAY ASSY .RELE	4	4	
46	97780-50620	SCREW, TAPPING PARAFUSO	4	4	
47	6P2-81336-00	GROMMET ILHO	1	1	
48	90462-08026	CLAMP BRACADEIRA	2	2	
49	97095-06016	BOLT PARAFUSO	2	2	
50	92995-06600	WASHER ARRUELA	2	2	
51	97095-06016	BOLT PARAFUSO	3	3	
52	92995-06100	WASHER, SPRING ARRUELA COM MOLA	3	3	
53	92995-06600	WASHER ARRUELA	3	3	
54	6P2-8259M-00	WIRE HARNESS ASSY 2 CHICOTE DE FIOS CONJ. 2	1	1	

FIG. 19 ELECTRICAL 2

SISTEMA ELETRICO 2



REF. NO.	PART NO. No. PEÇA	DESCRIPTION DESCRIÇÃO	6P2B	6P3B	REMARKS OBSERVAÇÕES
55	90464-09M47	.CLAMP .BRACADEIRA	1	1	
56	6P2-81919-40	GRAPHIC, REGULATOR GRAFICO DO REGULADOR	1	1	
57	6P2-81919-31	GRAPHIC, REGULATOR GRAFICO DO REGULADOR	1	1	
58	6P2-81923-00	WASHER ARRUELA	1	1	AP
59	97095-08016	BOLT PARAFUSO	1	1	AP
60	95333-08600	NUT PORCA	1	1	AP
61	92903-08100	WASHER, SPRING ARRUELA COM MOLA	1	1	AP
62	6P2-82105-02	BATTERY CABLE CABO DE BATERIA	1	1	AP

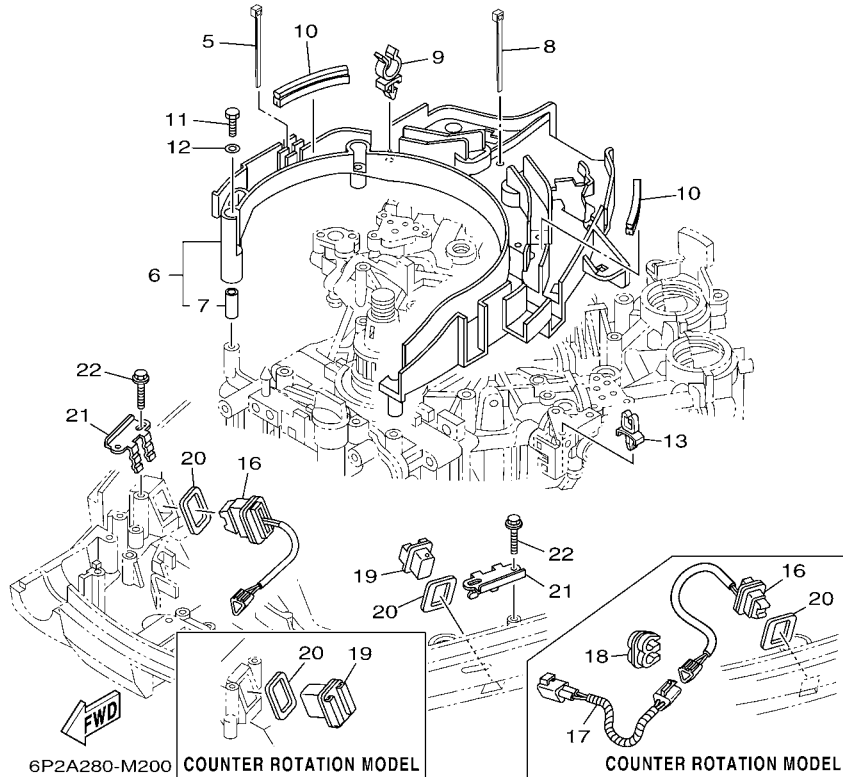
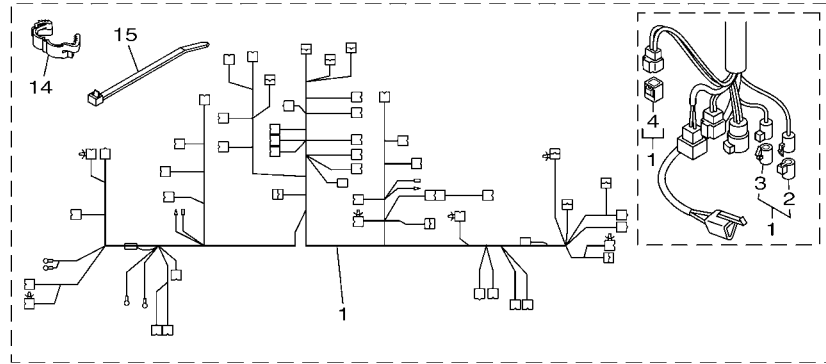
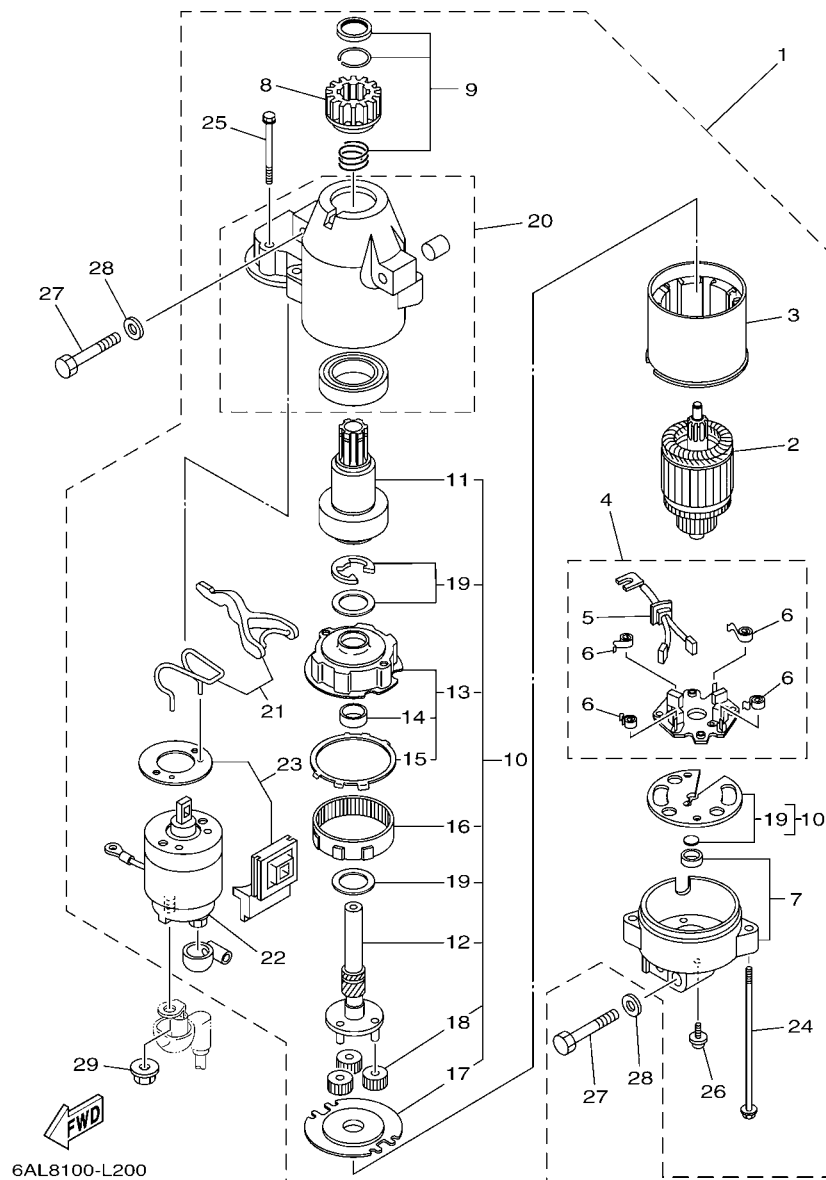


FIG. 20 ELECTRICAL 3

SISTEMA ELETRICO 3

REF. NO.	PART NO. No. PEÇA	DESCRIPTION DESCRIÇÃO	6P2B	6P3B		REMARKS OBSERVAÇÕES
1	6P2-82590-41	WIRE HARNESS ASSY CHICOTE PRINCIPAL COMPLETO	1	1		
2	6DA-82582-00	.CAP 1 (FEMALE) .TAMPAO 1	1	1		
3	6DA-82582-10	.CAP 1 (MALE) .TAMPAO 1	1	1		
4	6Y8-82582-11	.CAP 1 (4PIN) .TAMPA DA CHICOTE	1	1		
5	90465-14M66	CLAMP BRACADEIRA	1	1		
6	6P2-82589-00	PROTECTOR, WIRE HARNESS PROTECTOR DO CHICOTE DE FIOS	1	1		
7	90387-06M26	.COLLAR .ESPACADOR	6	6		
8	90465-14M66	CLAMP BRACADEIRA	2	2		
9	90464-19M45	CLAMP BRACADEIRA	4	4		
10	6P2-85722-00	INSULATOR ISOLADOR	2	2		
11	97095-06035	BOLT PARAFUSO	6	6		
12	92995-06600	WASHER ARRUELA	6	6		
13	90464-06001	CLAMP BRACADEIRA	1	1		
14	90464-14010	CLAMP BRACADEIRA	1	1		
15	90465-13M18	CLAMP BRACADEIRA	3	3		
16	69J-82563-00	TRIM & TILT SWITCH ASSY INTERRUPTOR TRIM & TILT CONJ.	1	1		
17	6P3-82553-00	EXTENSION, WIRE LEAD EXTENSAO DO CHICOTE DE FIOS.		1		
18	90464-10M57	CLAMP BRACADEIRA		1		
19	69J-42723-01	COVER, BOTTOM TAMPA INTERNA	1	1		
20	69J-82587-00	GASKET GAXETA	2	2		
21	69J-83614-10	BRACKET SUPORTE	2	2		
22	90109-06M86	BOLT PARAFUSO	4	4		



6AL8100-L200

FIG. 21 STARTING MOTOR

MOTOR DE PARTIDA

REF. NO.	PART NO. No. PEÇA	DESCRIPTION DESCRIÇÃO	6F2B	6F3B	REMARKS OBSERVAÇÕES
1	6BR-81800-01	STARTING MOTOR ASSY MOTOR DE PARTIDA COMPLETO	1	1	
2	67F-81850-00	.ARMATURE ASSY .INDUZIDO CONJ.	1	1	
3	67F-81810-00	.STATOR ASSY .ESTATOR CONJTO	1	1	
4	69J-81840-00	.BRUSH HOLDER ASSY .FIXADOR DAS ESCOVAS CONJ.	1	1	
5	69J-81801-00	..BRUSH SET ..JOGO DE ESCOVAS	1	1	
6	67F-81813-00	..SPRING, BRUSH ..MOLA DO ESCOVA	4	4	
7	67F-81820-00	.REAR BRACKET ASSY .SUPORTE TRASEIRO CONJ.	1	1	
8	67F-81808-00	.PINION ASSY .PINHAO CONJUNTO	1	1	
9	67F-81857-00	.PINION STOPPER SET .JOGO LIMITADOR DO PINHAO	1	1	
10	67F-81807-00	.GEAR ASSY, STARTING MOTOR .ENGRENAGEM DO MOTOR ARRANQUE	1	1	
11	67F-81832-00	..CLUTCH, OVER RUN ..PINHAO DA EMBREAGEM	1	1	
12	67F-81836-00	..SHAFT, PINION ..MOLA DA ALAVANCA	1	1	
13	67F-81821-00	..BRACKET, CENTER 1 ..SUPORTE DO CENTRO 1	1	1	
14	67F-81841-00	..BEARING ..ROLAMENTO	1	1	
15	67F-8183R-00	..GASKET ..GAXETA	1	1	
16	67F-81891-00	..GEAR, RING ..ANEL DA ENGRENAGEM	1	1	WITH 67F-8183R-00 WITH 67F-8183R-00
17	67F-81830-00	..BRACKET, CENTER 2 ..SUPORTE DIANTEIRO CONJ.	1	1	
18	60V-8183T-00	..GEAR, IDLER ..ENGRENAGEM LOUCA	3	3	
19	67F-81809-00	..WASHER KIT ..ARRUELAS JOGO	1	1	
20	69J-81842-00	.COVER .TAMPA	1	1	
21	6C5-81839-00	.LEVER ASSY .ALAVANCA CONJUNTO	1	1	
22	63P-81941-00	.STARTER RELAY ASSY .RELE DE PARTIDA CONJ	1	1	
23	6C5-81869-00	.COVER, DUST .TAMPA DO RELE DE PARTIDA	1	1	
24	6K7-81826-11	.BOLT .PARAFUSO	2	2	
25	69J-81828-00	.SCREW 2 .PARAFUSO 2	2	2	
26	67F-81846-00	.SCREW .PARAFUSO	2	2	
27	97013-08045	BOLT PARAFUSO	3	3	

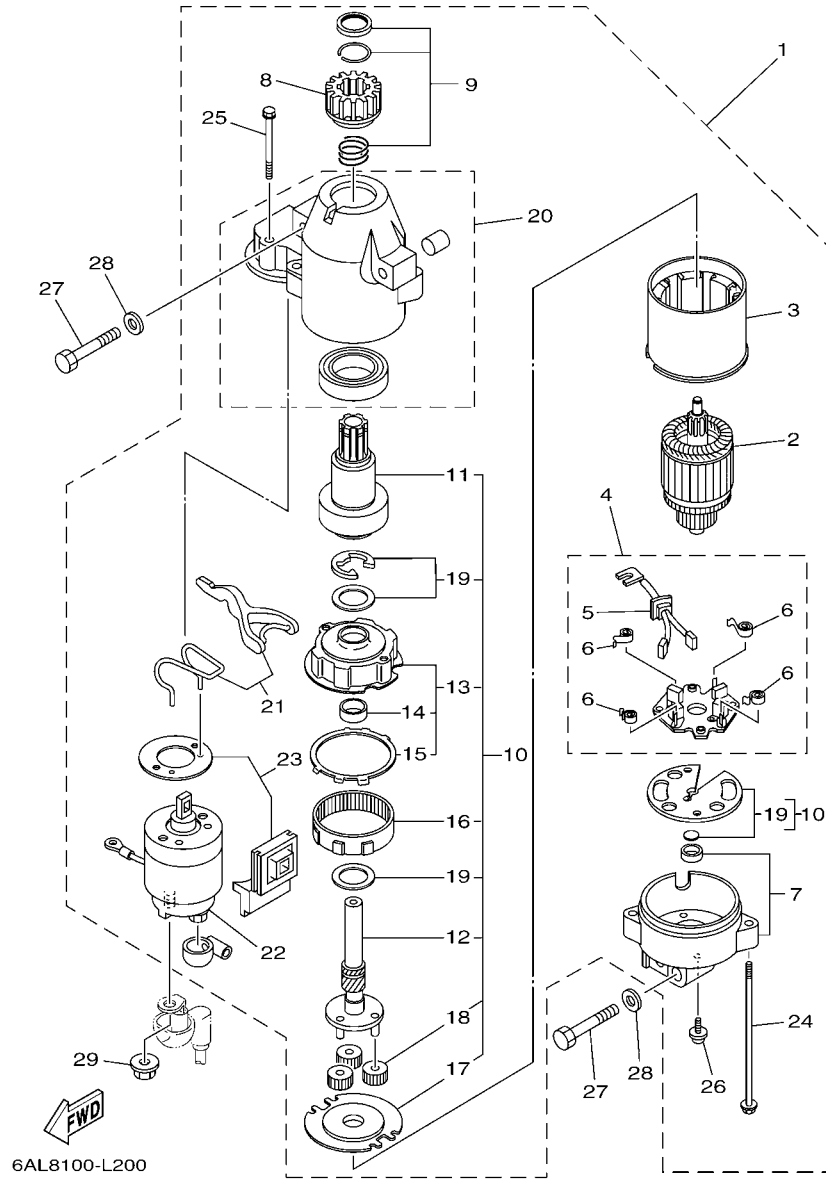
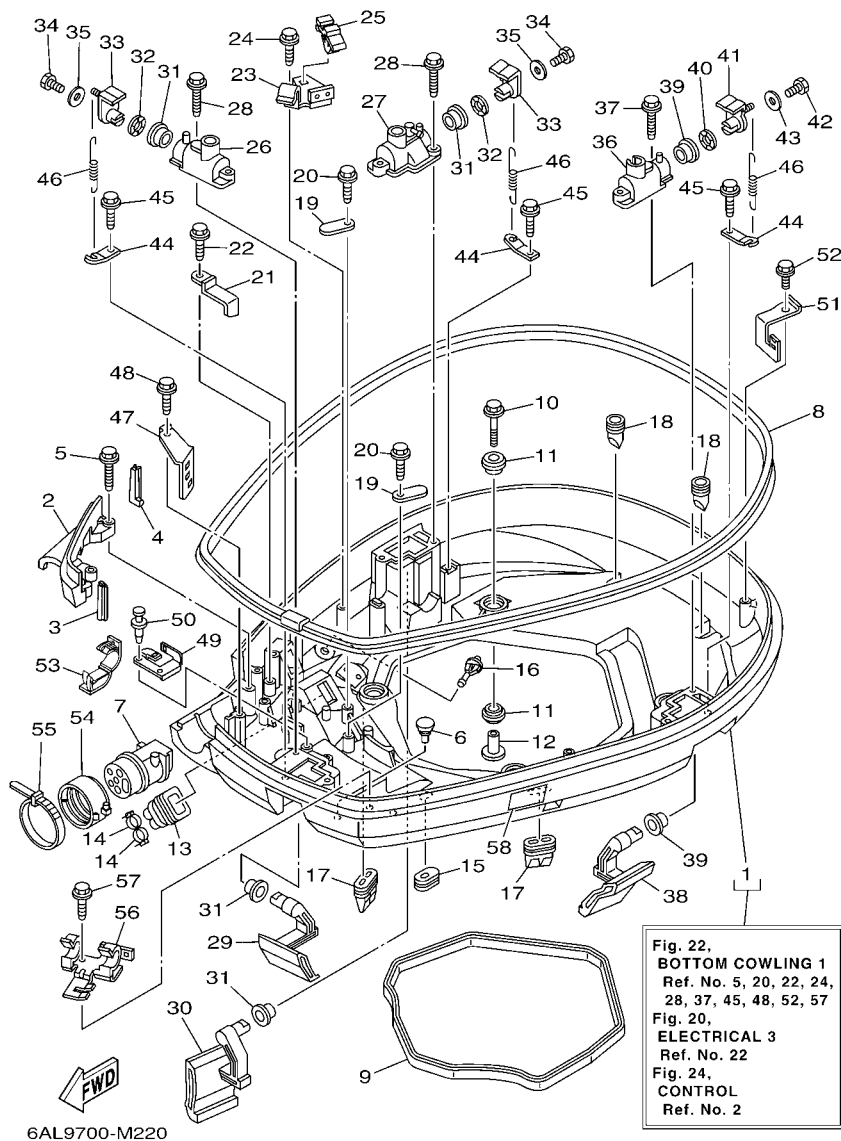


FIG. 21 STARTING MOTOR

MOTOR DE PARTIDA

REF. NO.	PART NO. No. PEÇA	DESCRIPTION DESCRIÇÃO	6F2B	6F3B		REMARKS OBSERVAÇÕES
28	92903-08600	WASHER, PLATE ARRUELA PLANA	3	3		
29	90179-08003	NUT PORCA	1	1		
<hr/>						
<hr/>						
<hr/>						
<hr/>						
<hr/>						
<hr/>						
<hr/>						
<hr/>						
<hr/>						
<hr/>						
<hr/>						



6AL9700-M220

Fig. 22,
BOTTOM COWLING 1
Ref. No. 5, 20, 22, 24,
28, 37, 45, 48, 52, 57
Fig. 20,
ELECTRICAL 3
Ref. No. 22
Fig. 24,
CONTROL
Ref. No. 2

FIG. 22 BOTTOM COWLING 1

BANDEJA DO CAPO 1

REF. NO.	PART NO. No. PEÇA	DESCRIPTION DESCRIÇÃO	6F2B	6F3B	REMARKS OBSERVAÇÕES
1	6P2-42710-00-8D	BOTTOM COWLING ASSY BASE DO CAPO CONJ.	1	1	
2	6P2-42738-00-8D	PLATE, FITTING PLACA DA FIXADORA	1	1	
3	6P2-42717-00	RUBBER, SEAL 2 BORRACHA DE VEDACAO 2	1	1	
4	6P2-42718-00	RUBBER, SEAL 3 BORRACHA DE VEDACAO 3	1	1	
5	90109-06M82	BOLT PARAFUSO	2	2	
6	6H4-42748-00	GROMMET ILHO	2	2	
7	6P2-42725-00	GROMMET ILHO	1	1	
8	6P2-42615-00	SEAL VEDACAO	1	1	
9	69J-42716-00	RUBBER, SEAL 1 BORRACHA DE VEDACAO 1	1	1	
10	90119-08M22	BOLT, WITH WASHER PARAFUSO COM ARRUELA	4	4	
11	90480-22M81	GROMMET ILHO DE BORRACHA	8	8	
12	90387-08M37	COLLAR ESPACADOR	4	4	
13	6H1-42726-21	GROMMET ILHO	1	1	
14	90465-11M10	CLAMP BRACADEIRA	2	2	
15	61A-42727-00	GROMMET ILHO	1	1	
16	6P2-44391-00	NIPPLE, HOSE JUNCAO DO TUBO	1	1	
17	69J-42717-00	RUBBER, SEAL 2 BORRACHA DE VEDACAO 2	2	2	
18	61A-42717-00	RUBBER, SEAL 2 BORRACHA DE VEDACAO 2	2	2	
19	6E5-82588-00	PLATE PLACA	2	2	
20	90109-06M81	BOLT PARAFUSO	2	2	
21	90462-20001	CLAMP BRACADEIRA	1		
22	90109-06M86	BOLT PARAFUSO	1		
23	6P2-82554-00	STAY, NEUTRAL SWITCH FIXADOR DO INTERRUPTOR NEUTRO	1	1	
24	90109-06M86	BOLT PARAFUSO	1	1	
25	90464-09M47	CLAMP BRACADEIRA	1	1	
26	69J-42828-02-9S	PLATE, CLAMP PLACA DA BRACADEIRA	1	1	
27	6P2-42828-00-9S	PLATE, CLAMP PLACA DA BRACADEIRA	1	1	

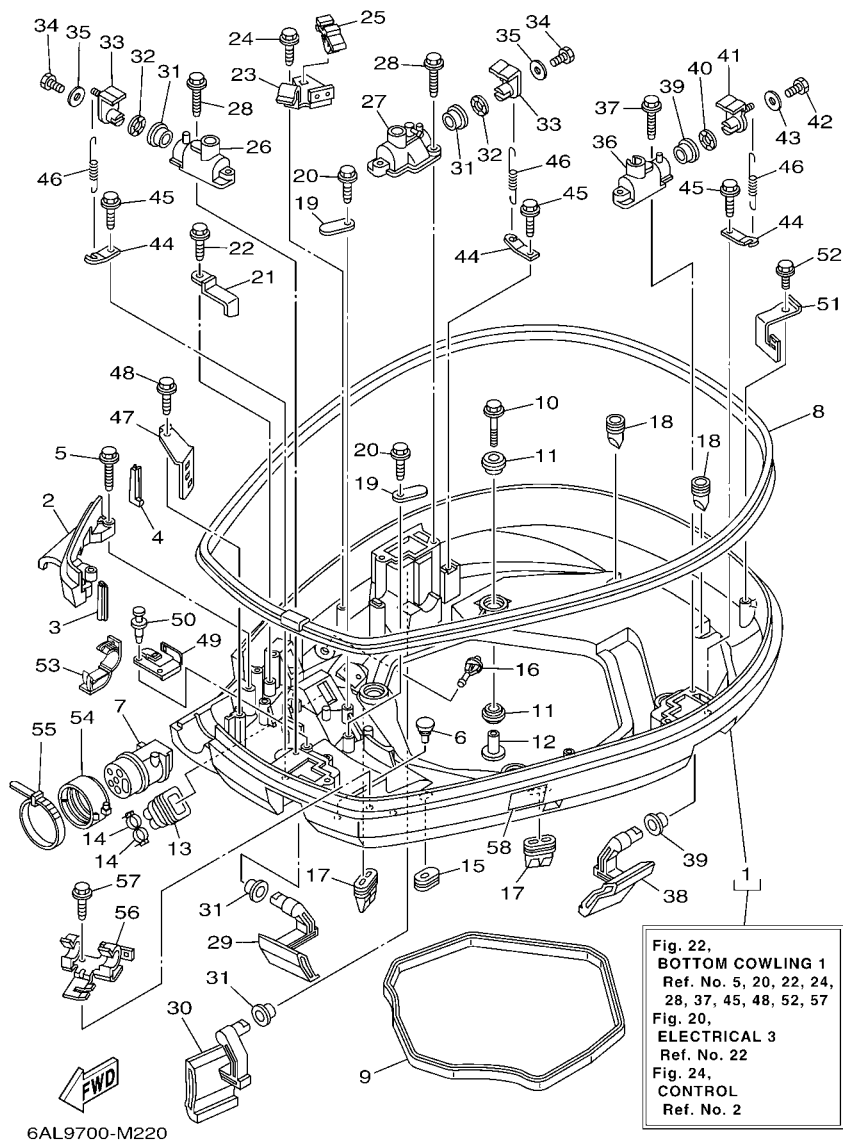


FIG. 22 BOTTOM COWLING 1

BANDEJA DO CAPO 1

REF. NO.	PART NO. No. PEÇA	DESCRIPTION DESCRIÇÃO	6F2B	6F3B	REMARKS OBSERVAÇÕES
28	90109-06M82	BOLT PARAFUSO	4	4	
29	69J-42815-00-8D	LEVER, CLAMP ALAVANCA DA BRACADEIRA	1	1	
30	69J-42817-00-8D	LEVER, CLAMP ALAVANCA DA BRACADEIRA	1	1	
31	90386-15M73	BUSH BUCHA	4	4	
32	90206-15M18	WASHER, WAVE ARRUELA ONDULADA	2	2	
33	63P-42818-01	LEVER, CLAMP ALAVANCA DA BRACADEIRA	2	2	
34	97095-06020	BOLT PARAFUSO	2	2	
35	90201-06068	WASHER, PLATE ARRUELA PLANA	2	2	
36	68F-42828-11-9S	PLATE, CLAMP PLACA DA BRACADEIRA	1	1	
37	90109-06M82	BOLT PARAFUSO	2	2	
38	69J-42816-00-8D	LEVER, CLAMP ALAVANCA DA BRACADEIRA	1	1	
39	90386-15M73	BUSH BUCHA	2	2	
40	90206-15M18	WASHER, WAVE ARRUELA ONDULADA	1	1	
41	68V-42818-01	LEVER, CLAMP ALAVANCA DA BRACADEIRA	1	1	
42	97095-06020	BOLT PARAFUSO	1	1	
43	90201-06068	WASHER, PLATE ARRUELA PLANA	1	1	
44	64D-43144-00	HOOK, SPRING GANCHO DA MOLA	3	3	
45	90109-06M86	BOLT PARAFUSO	3	3	
46	90506-18M40	SPRING, TENSION MOLA DE TENSÃO	3	3	
47	6P2-42743-00	BRACKET SUPORTE	1	1	
48	90109-06M82	BOLT PARAFUSO	1	1	
49	6P2-42766-10	BRACKET 2 SUPORTE 2	1	1	
50	90269-05005	RIVET REBITE	2	2	
51	69J-8366G-02	BRACKET 3 SUPORTE 3	1	1	
52	90109-06M86	BOLT PARAFUSO	1	1	
53	90464-18004	CLAMP BRACADEIRA	2	2	
54	68F-42753-00	FASTNER COBERTURA	1	1	AP AP

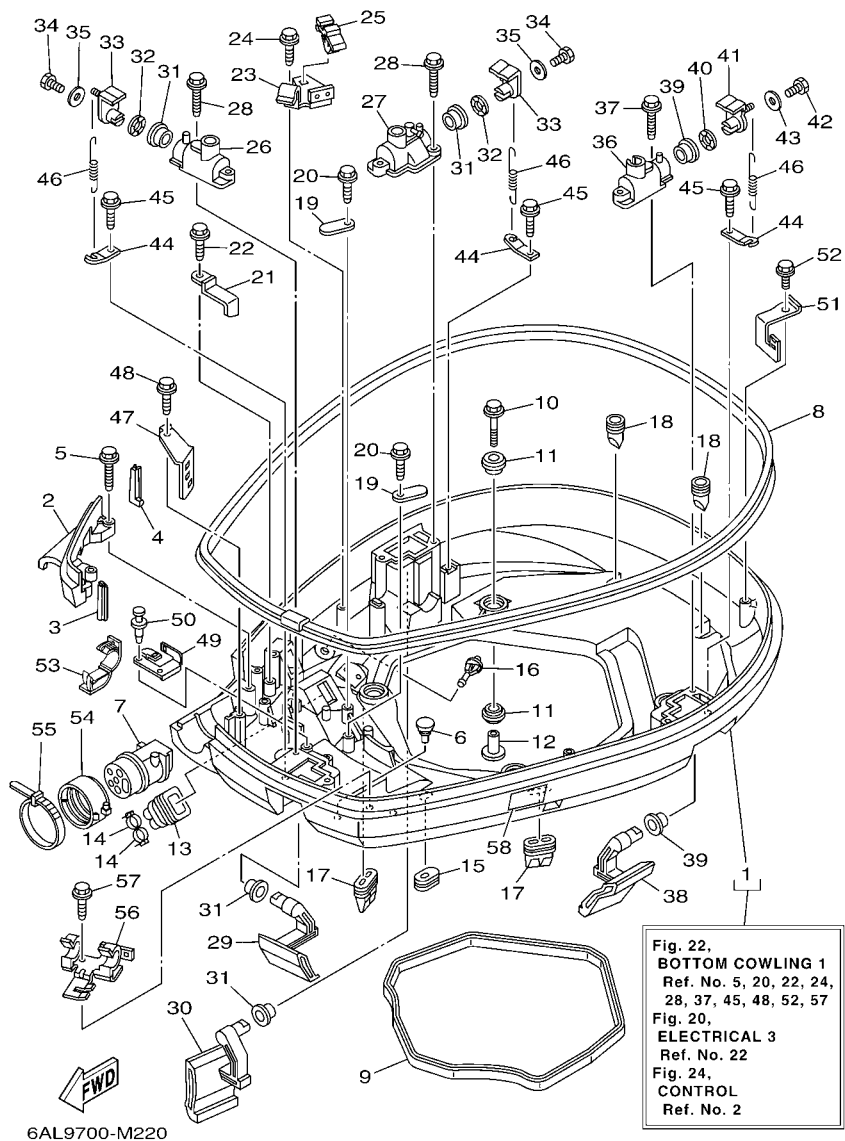


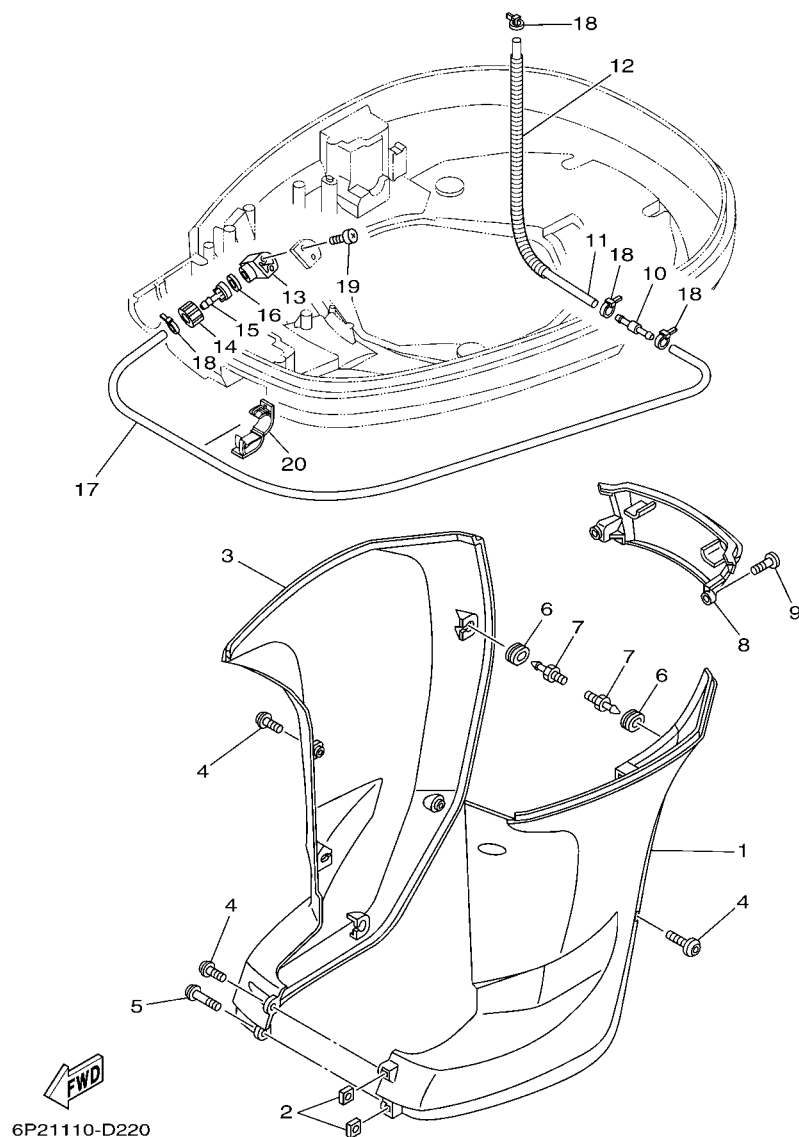
FIG. 22 BOTTOM COWLING 1

BANDEJA DO CAPO 1

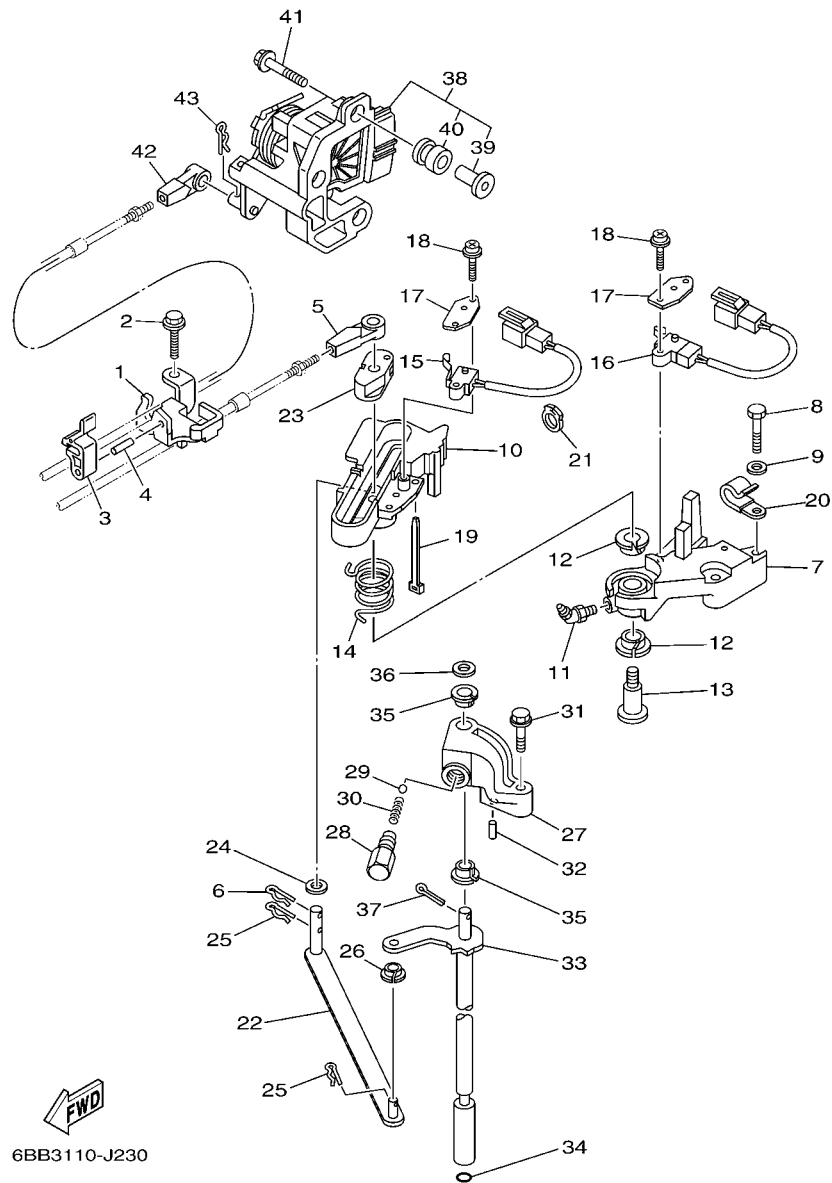
REF. NO.	PART NO. No. PEÇA	DESCRIPTION DESCRIÇÃO	6F2B	6F3B	REMARKS OBSERVAÇÕES
55	90464-20258	CLAMP BRACADEIRA	1	1	AP AP
56	6P2-82594-00	CLAMP GRAMPO DO CHICOTE	1	1	
57	90109-06M86	BOLT PARAFUSO	1	1	
58	6AH-42794-70	LABEL, WARNING (GENERAL) ETIQUETA ADVERTENCIA	1	1	

FIG. 23 BOTTOM COWLING 2

BANDEJA DO CAPO 2



REF. NO.	PART NO. No. PEÇA	DESCRIPTION DESCRIÇÃO	6P2B	6P3B	REMARKS OBSERVAÇÕES
1	69J-42741-00-8D	APRON ABA	1	1	
2	90173-06001	NUT, SQUARE PORCA	2	2	
3	69J-42771-00-8D	APRON CORREIA	1	1	
4	90111-06144	BOLT, HEX. SOCKET BUTTON PARAFUSO	5	5	
5	90111-06142	BOLT, HEX. SOCKET BUTTON PARAFUSO	1	1	
6	90480-14M17	GROMMET ILHO DE BORRACHA	6	6	
7	69J-42774-10	STAY, APRON 1 SUPORTE DA CORREIA 1	6	6	
8	69J-45151-00-8D	COVER, UPPER CASING TAMPA DA CAIXA SUPERIOR	1	1	
9	90111-06144	BOLT, HEX. SOCKET BUTTON PARAFUSO	2	2	
10	6E5-24379-00	PIPE, JOINT 4 JUNCAO DO TUBO 4	1	1	
11	90445-11M47	HOSE (L370) TUBO (L370)	1	1	
12	90447-13009	TUBE TUBO	1	1	
13	68T-12572-00	ADAPTER ADAPTADOR	1	1	
14	6R3-12581-00	JOINT, HOSE 1 JUNCAO DA MANGUEIRA 1	1	1	
15	6R3-12582-00	JOINT, HOSE 2 JUNCAO DA MANGUEIRA 2	1	1	
16	6R3-12583-00	GASKET, HOSE JOINT GAXETA DA JUNCAO DA MANGUEIRA	1	1	
17	90445-11028	HOSE (L1050) TUBO (L1050)	1	1	
18	90465-11M10	CLAMP BRACADEIRA	4	4	
19	97780-60520	SCREW, TAPPING PARAFUSO	2	2	
20	90464-18004	CLAMP BRACADEIRA	1	1	



6BB3110-J230

FIG. 24 CONTROL

CONTROLE

REF. NO.	PART NO. No. PEÇA	DESCRIPTION DESCRIÇÃO	6F2B	6F3B	REMARKS OBSERVAÇÕES
1	6P2-48531-00	BRACKET, REMOTE CONTROL 1 SUPORTE CONTROLE REMOTO	1	1	
2	90109-06M86	BOLT PARAFUSO	2	2	
3	63P-48538-00	CLAMP, CABLE 1 GRAMPO DO CABO 1	1	1	
4	91690-30010	PIN, SPRING PINO MOLA	1	1	
5	6E5-48344-00	CABLE END, REMOTE CONTROL TERMINAL DO CABO DE CONTROL	1	1	
6	90468-18008	CLIP PRESILHA	1	1	
7	69J-44117-00	BRACKET SUPORTE	1	1	
8	97095-06035	BOLT PARAFUSO	2	2	
9	92995-06600	WASHER ARRUELA	2	2	
10	69J-44176-01	BRACKET SUPORTE	1	1	
11	93700-06M01	NIPPLE, GREASE NIPLE DE GRAXA	1	1	
12	90386-12069	BUSH BUCHA	2	2	
13	90109-08019	BOLT PARAFUSO	1	1	
14	90508-20020	SPRING, TORSION MOLA DE TORCAO	1	1	
15	60V-8259F-00	SWITCH ASSY INTERRUPTOR DE COMANDO CONJ.	1	1	
16	69J-8259F-00	SWITCH ASSY INTERRUPTOR DE COMANDO CONJ.	1	1	
17	61A-82588-01	PLATE PLACA	2	2	
18	97985-04116	SCREW, WITH WASHER PARAFUSO	4	4	
19	90465-11M10	CLAMP BRACADEIRA	1	1	
20	90465-06M86	CLAMP BRACADEIRA	1	1	
21	90464-09010	CLAMP BRACADEIRA	1	1	
22	6P2-44121-00	LEVER, SHIFT ROD ALAVANCA DA HASTE DE MUDANCA	1	1	
23	69J-44122-00	BUSHING, SHIFT ROD LEVER BUCHA DA ALAVANCA DE MUDANCA	1	1	
24	90202-08M20	WASHER, PLATE ARRUELA PLANA	1	1	
25	90468-18008	CLIP PRESILHA	2	2	
26	90386-06M12	BUSH BUCHA	1	1	
27	69J-44118-00	BRACKET SUPORTE	1	1	

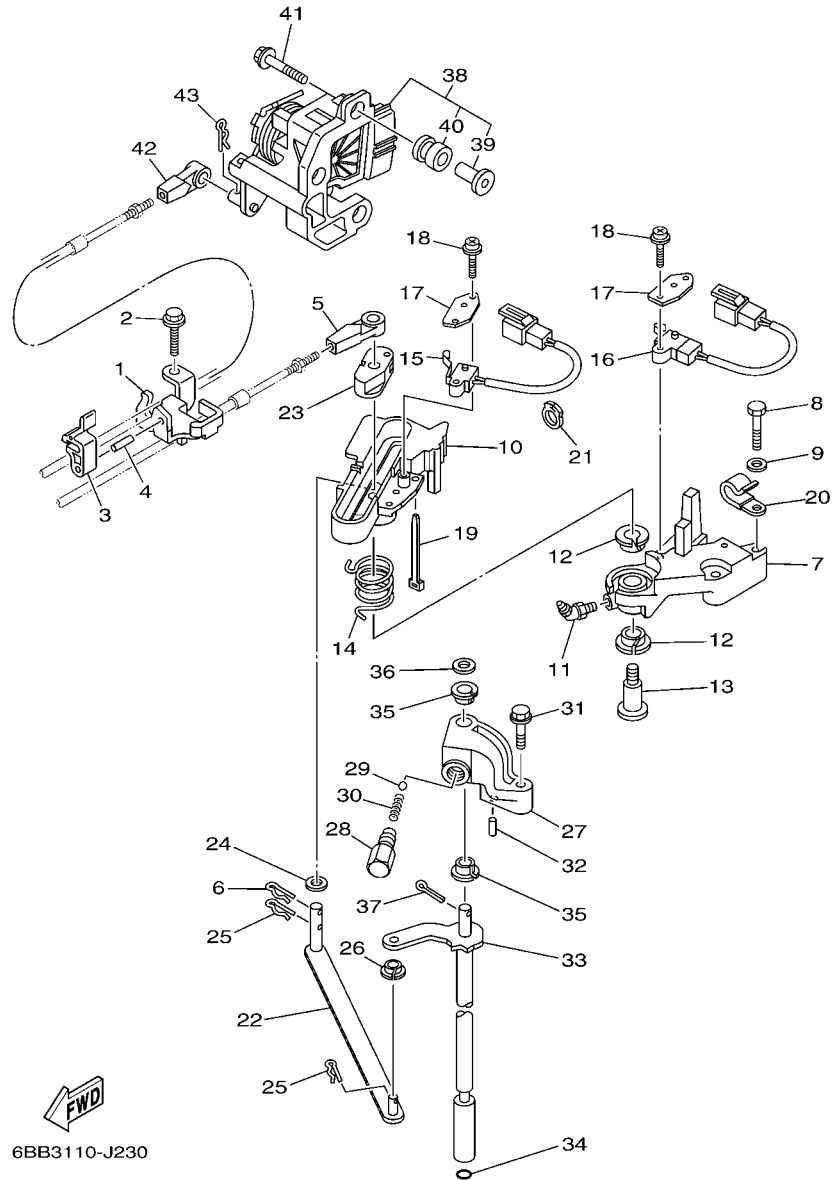


FIG. 24 CONTROL

CONTROLE

REF. NO.	PART NO. No. PEÇA	DESCRIPTION DESCRIÇÃO	6F2B	6F3B	REMARKS OBSERVAÇÕES
28	648-42715-00	BUSHING BUCHA	1	1	
29	93501-04M02	BALL ESFERA	1	1	
30	90501-12082	SPRING, COMPRESSION MOLA DE COMPRESSAO	1	1	
31	97575-06535	BOLT, WITH WASHER PARAFUSO COM ARRUELA	1	1	
32	91690-30010	PIN, SPRING PINO MOLA	1	1	
33	69J-44120-01	HANDLE GEAR SHIFT ASSY ALAVANCA DE MUDANCA CONJ.	1	1	X(25.3") X(25.3")
34	93210-09165	O-RING ANEL DE BORRACHA	1	1	
35	90386-90M90	BUSH BUCHA	2	2	
36	90201-09M02	WASHER, PLATE ARRUELA PLANA	1	1	
37	91490-20015	PIN, COTTER CONTRAPINO	1	1	
38	6P2-8A410-01	SENSOR UNIT SENSOR CONJ.	1	1	
39	6P2-44139-00	.COLLAR .COLAR	3	3	
40	6CB-41273-00	.GROMMET .ILHO	3	3	
41	90119-06126	BOLT, WITH WASHER PARAFUSO COM ARRUELA	3	3	
42	6E5-48344-00	CABLE END, REMOTE CONTROL TERMINAL DO CABO DE CONTROL	1	1	
43	90468-18008	CLIP PRESILHA	1	1	

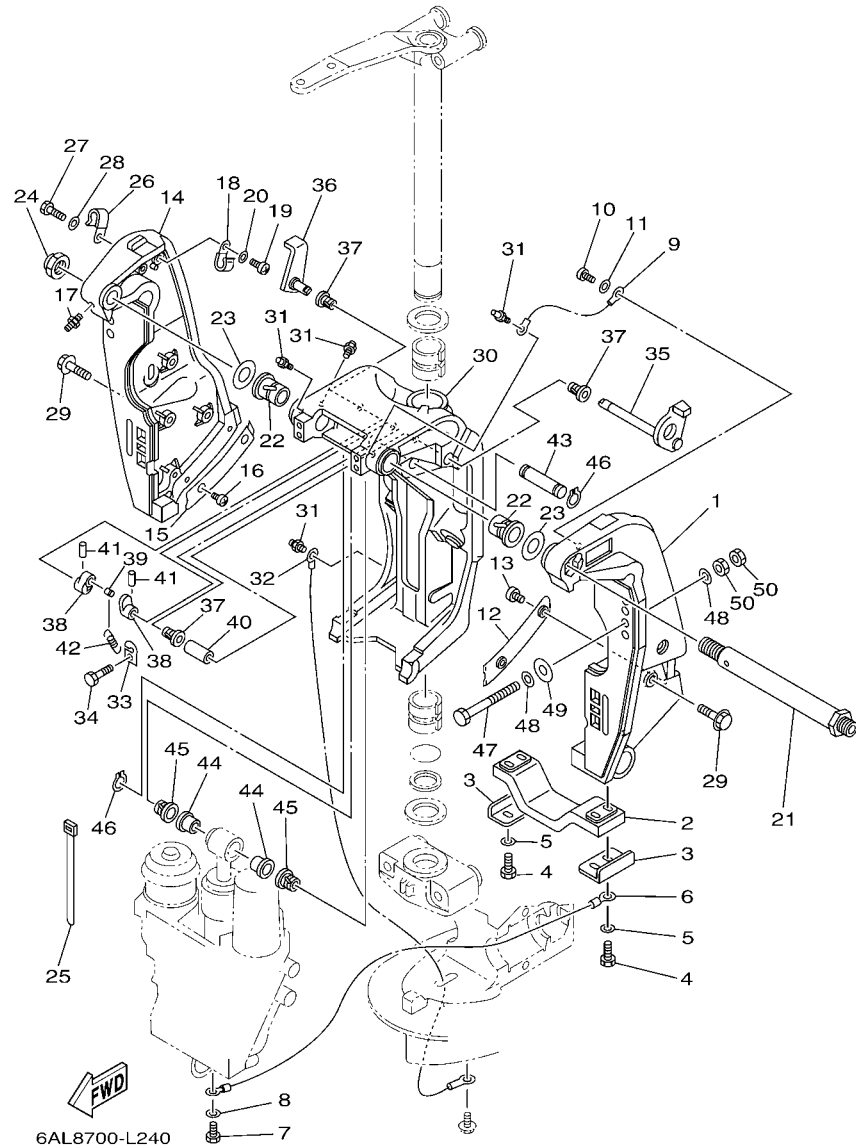


FIG. 25 BRACKET 1

SUPORTE 1

REF. NO.	PART NO. No. PEÇA	DESCRIPTION DESCRIÇÃO	6F2B	6F3B		REMARKS OBSERVAÇÕES
1	69J-43111-02-8D	BRACKET, CLAMP 1 SUPORTE DA BRACADEIRA 1	1	1		
2	6G5-45251-02	ANODE ANODO	1	1		
3	6G5-44526-00	PLATE PLACA	2	2		
4	97095-06025	BOLT PARAFUSO	4	4		
5	92995-06600	WASHER ARRUELA	4	4		
6	6H1-82148-00	WIRE, LEAD 4 FIO CONDUTOR 4	1	1		
7	97095-06010	BOLT PARAFUSO	1	1		
8	92995-06600	WASHER ARRUELA	1	1		
9	6E5-82148-00	WIRE, LEAD 4 FIO CONDUTOR 4	1	1		
10	97885-06012	SCREW, PAN HEAD PARAFUSO	1	1		
11	92995-06600	WASHER ARRUELA	1	1		
12	61A-43132-00	WASHER, FRICTION ARRUELA ESPECIAL FRICCAO	1	1		
13	97885-06010	SCREW, PAN HEAD PARAFUSO	2	2		
14	69J-43112-01-8D	BRACKET, CLAMP 2 SUPORTE DA BRACADEIRA 2	1	1		
15	61A-43133-00	WASHER, FRICTION ARRUELA ESPECIAL FRICCAO	1	1		
16	97885-06010	SCREW, PAN HEAD PARAFUSO	2	2		
17	93700-06M03	NIPPLE, GREASE NIPLE DE GRAXA	1	1		
18	90465-08M83	CLAMP BRACADEIRA	1	1		
19	97885-06012	SCREW, PAN HEAD PARAFUSO	1	1		
20	92995-06600	WASHER ARRUELA	1	1		
21	6R3-43131-00	BOLT, CLAMP BRACKET PARAFUSO DE ACO	1	1		
22	90386-25M31	BUSH BUCHA	2	2		
23	90201-26M59	WASHER, PLATE ARRUELA PLANA	2	2		
24	90185-22M11	NUT, SELF-LOCKING PORCA AUTOTRAVANTE	1	1		
25	90465-11M10	CLAMP BRACADEIRA	4	4		
26	90465-08M83	CLAMP BRACADEIRA	1	1		
27	97095-06014	BOLT PARAFUSO	1	1		

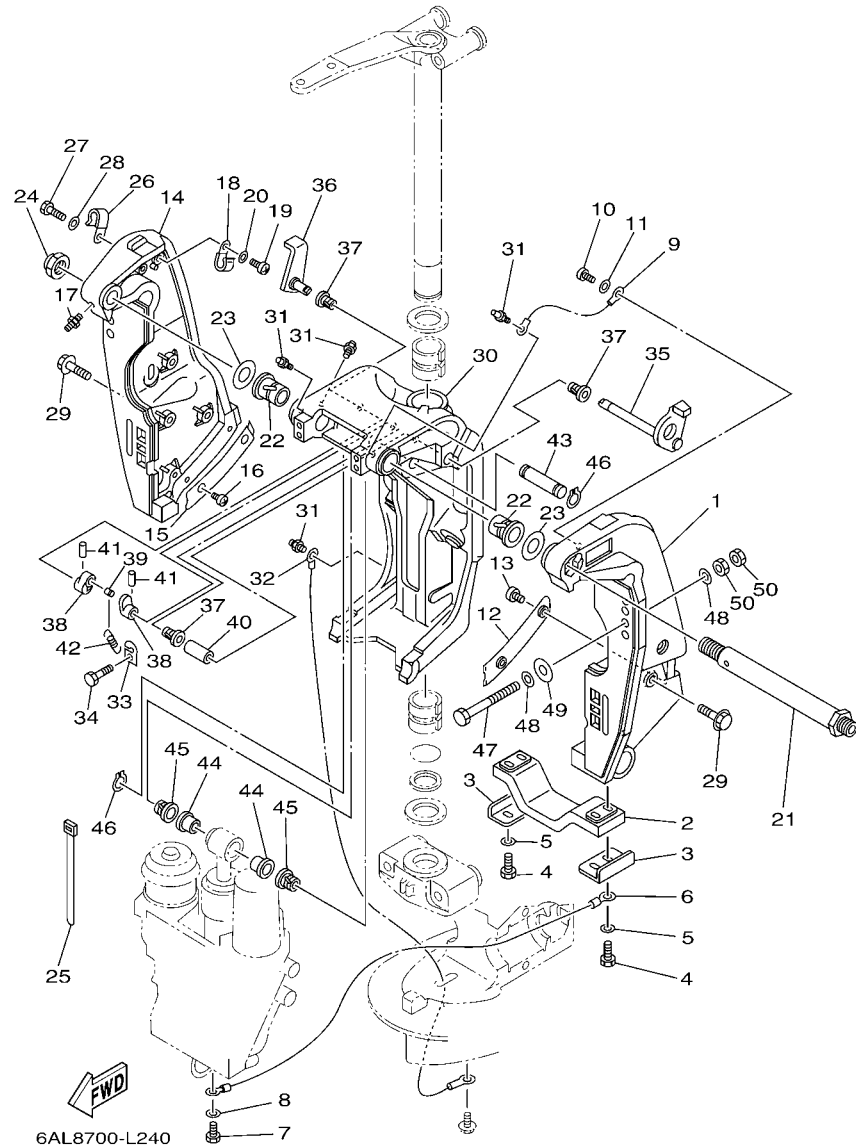
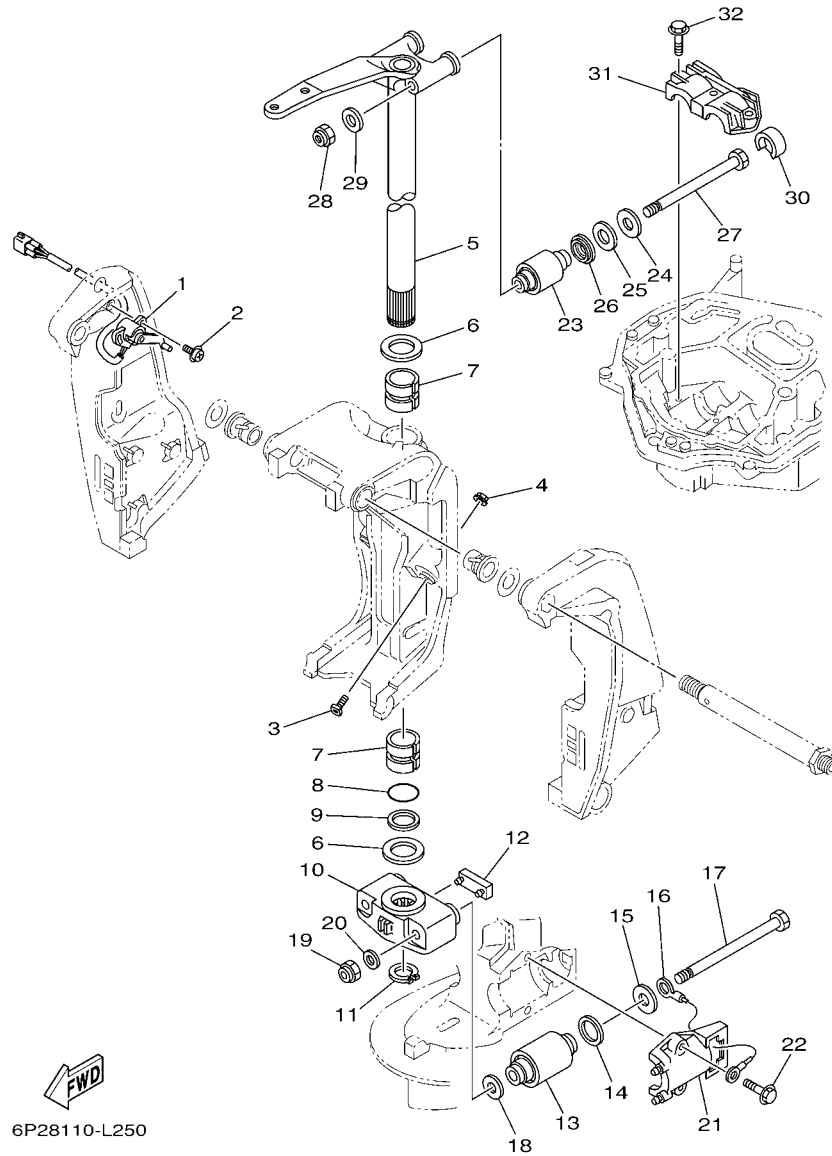


FIG. 25 BRACKET 1

SUPORTE 1

REF. NO.	PART NO. No. PEÇA	DESCRIPTION DESCRIÇÃO	6F2B	6F3B	REMARKS OBSERVAÇÕES
28	92995-06600	WASHER ARRUELA	1	1	
29	90119-10024	BOLT, WITH WASHER PARAFUSO COM ARRUELA	8	8	
30	61A-43311-22-8D	BRACKET, SWIVEL 1 SUPORTE DO EIXO GIRATORIO	1	1	
31	93700-06M03	NIPPLE, GREASE NIPLE DE GRAXA	5	5	
32	69J-82147-00	WIRE, LEAD 5 FIO CONDUTOR 5	1	1	
33	6G5-43144-00	HÖÖK, SPRING GANCHO DA MOLA	1	1	
34	97095-06010	BOLT PARAFUSO	1	1	
35	61A-43181-01	LEVER, TILT STOP 1 ALAVANCA LIMITADORA INCLINAC 1	1	1	
36	6G5-43185-02	LEVER, TILT STOP 2 ALAVANCA LIMITADORA INCLINAC 2	1	1	
37	90386-10M16	BUSH BUCHA	3	3	
38	6G5-43148-00	COLLAR, DISTANCE COLAR DE DISTANCIA	2	2	
39	90249-06M19	PIN PINO	1	1	
40	90387-10M05	COLLAR ESPAÇADOR	1	1	
41	91690-30020	PIN, SPRING PINO MOLA	2	2	
42	90506-16003	SPRING, TENSION MOLA DE TENSÃO	1	1	
43	6E5-43126-10	PIN, UPPER SHÖCK MOUNT PINO DO AMORTIZADOR SUPERIOR	1	1	
44	90386-18M63	BUSH BUCHA	2	2	
45	90386-18M14	BUSH BUCHA	2	2	
46	93410-18M05	CIRCLIP ANEL TRAVA	2	2	
47	90101-12M05	BOLT (L:130MM) PARAFUSO (L:130MM)	2	2	UR UR
	90101-12047	BOLT (L:150MM) PARAFUSO (L:150MM)	2	2	UR UR
48	90201-13M01	WASHER, PLATE ARRUELA PLANA	8	8	
49	90201-12426	WASHER, PLATE ARRUELA PLANA	4	4	
50	95380-12600	NUT PORÇA	8	8	



6P28110-L250

FIG. 26 BRACKET 2

SUPORTE 2

REF. NO.	PART NO. No. PEÇA	DESCRIPTION DESCRIÇÃO	6P2B	6P3B	REMARKS OBSERVAÇÕES
1	69J-83672-11	TRIM SENDER SENSOR DO TRIM	1	1	
2	97985-06216	SCREW, WITH WASHER PARAFUSO	2	2	
3	61A-43376-00	BOLT, THRUST RECEIVER PARAFUSO ESPECIAL TRAVAMENTO	2	2	
4	95780-10300	NUT, FLANGE PORCA FLANGE	2	2	
5	69J-42510-00-8D	STEERING BRACKET ASSY SUPORTE DIRECIONAL CONJ.	1	1	
6	90201-40M00	WASHER, PLATE ARRUELA PLANA	2	2	
7	90386-39M89	BUSH BUCHA	2	2	
8	93210-35321	O-RING ANEL DE BORRACHA	1	1	
9	90202-40M47	WASHER, PLATE ARRUELA PLANA	1	1	
10	69J-44551-00-8D	HOUSING, LOWER MOUNT RUBBER 1 ALOJAMENTO DO SUPORTE INFERIOR	1	1	
11	93410-37M04	CIRCLIP ANEL TRAVA	1	1	
12	61A-44575-00	DAMPER, LOWER MOUNT RUBBER BORRACHA AMORTIZADOR INFERIOR	1	1	
13	60X-44555-00	MOUNT DAMPER, LOWER SIDE AMORTIZADOR INFERIOR	2	2	
14	90202-32M19	WASHER, PLATE ARRUELA PLANA	2	2	
15	90201-16016	WASHER, PLATE ARRUELA PLANA	2	2	
16	6E5-82149-00	WIRE, LEAD 3 FIO CONDUTOR 5	1	1	
17	90101-14002	BOLT PARAFUSO	2	2	
18	90201-15M58	WASHER, PLATE ARRUELA PLANA	2	2	
19	90185-14M00	NUT, SELF-LOCKING PORCA AUTOTRAVANTE	2	2	
20	92995-14600	WASHER ARRUELA	2	2	
21	61A-44552-01-CA	HOUSING, LOWER MOUNT RUBBER 2 ALOJAMENTO DO SUPORTE INFERIOR	2	2	
22	90119-10024	BOLT, WITH WASHER PARAFUSO COM ARRUELA	4	4	
23	69J-44514-00	MOUNT DAMPER, UPPER SIDE AMORTIZADOR SUPERIOR	2	2	
24	90201-16015	WASHER, PLATE ARRUELA PLANA	2	2	
25	90202-28M46	WASHER, PLATE ARRUELA PLANA	2	2	
26	69J-44532-00	STOPPER, UPPER MOUNT LIMITADOR DE MONTAGEM SUPERIOR	2	2	
27	90101-14003	BOLT PARAFUSO	2	2	

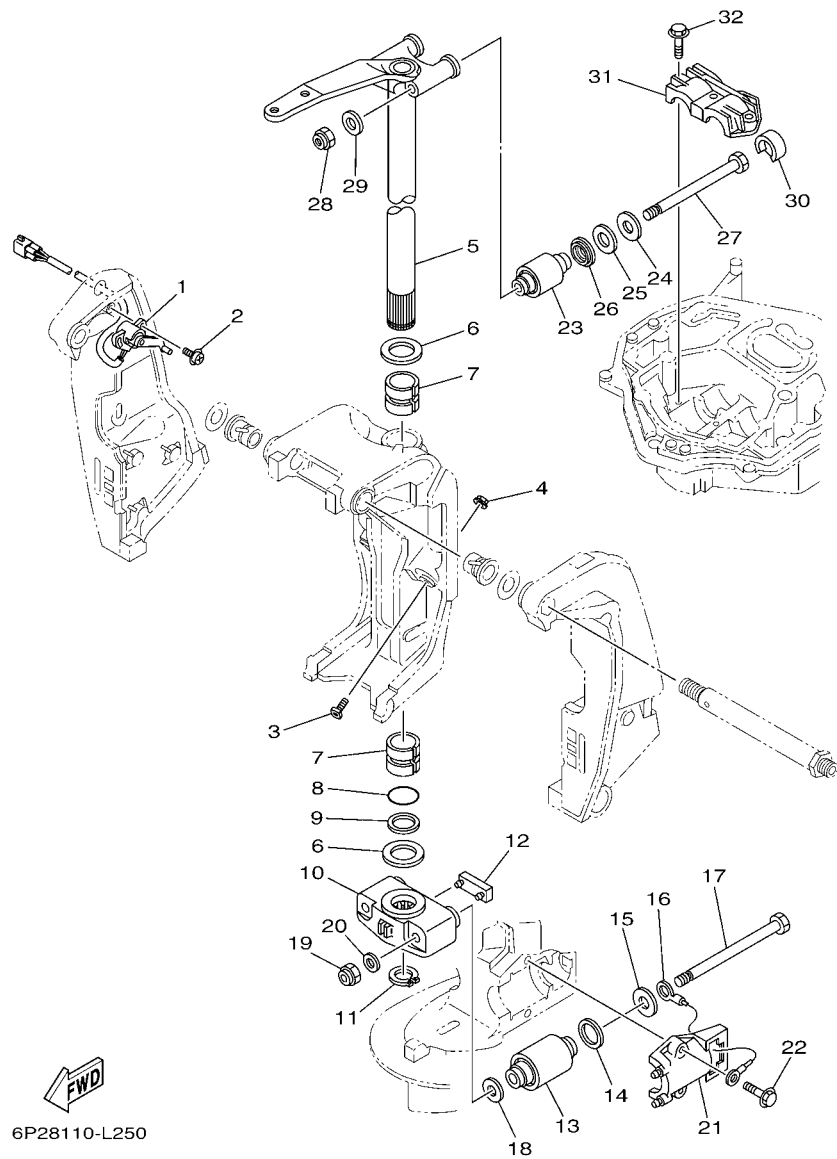


FIG. 26 BRACKET 2

SUPORTE 2

REF. NO.	PART NO. No. PEÇA	DESCRIPTION DESCRIÇÃO	6P2B	6P3B		REMARKS OBSERVAÇÕES
28	90185-14M00	NUT, SELF-LOCKING PORCA AUTOTRAVANTE	2	2		
29	92995-14600	WASHER ARRUELA	2	2		
30	69J-44533-00	DAMPER, UPPER MOUNT RUBBER AMORTIZADOR SUPERIOR	2	2		
31	61A-44511-01	COVER, UPPER MOUNT CAPA DE MONTAGEM SUPERIOR	1	1		
32	90119-10024	BOLT, WITH WASHER PARAFUSO COM ARRUELA	3	3		

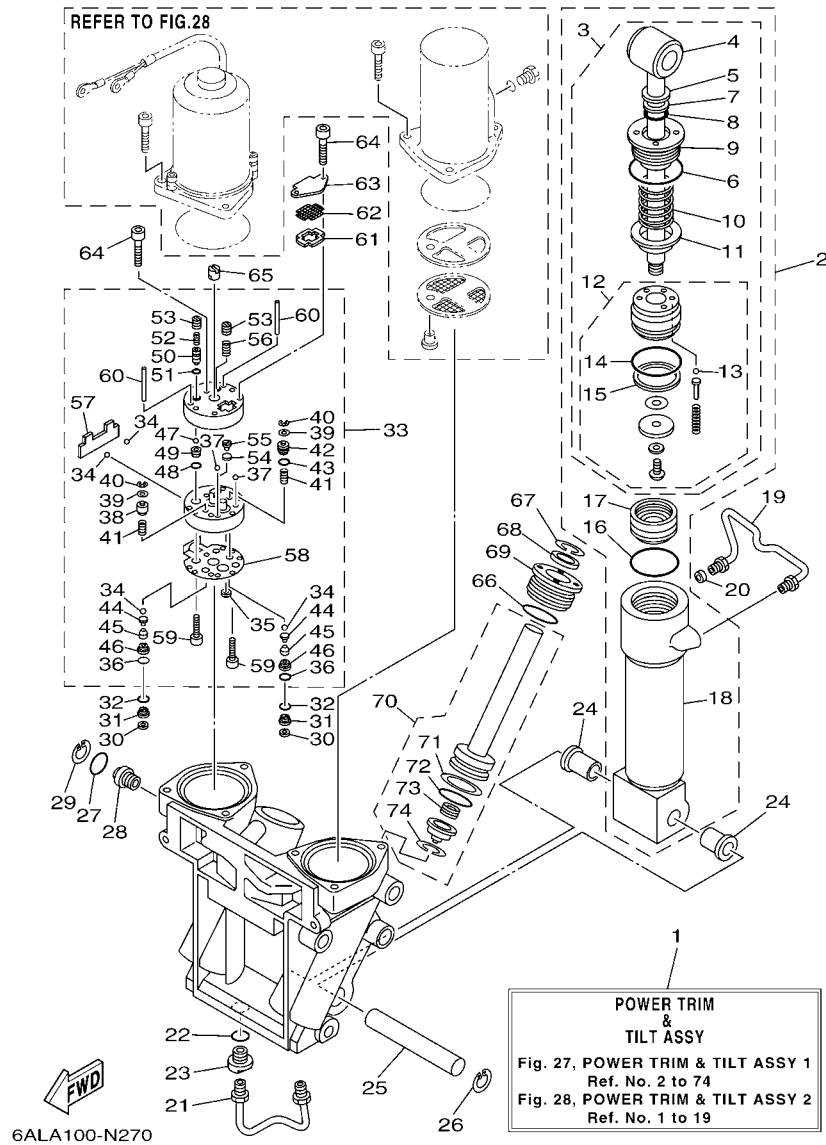
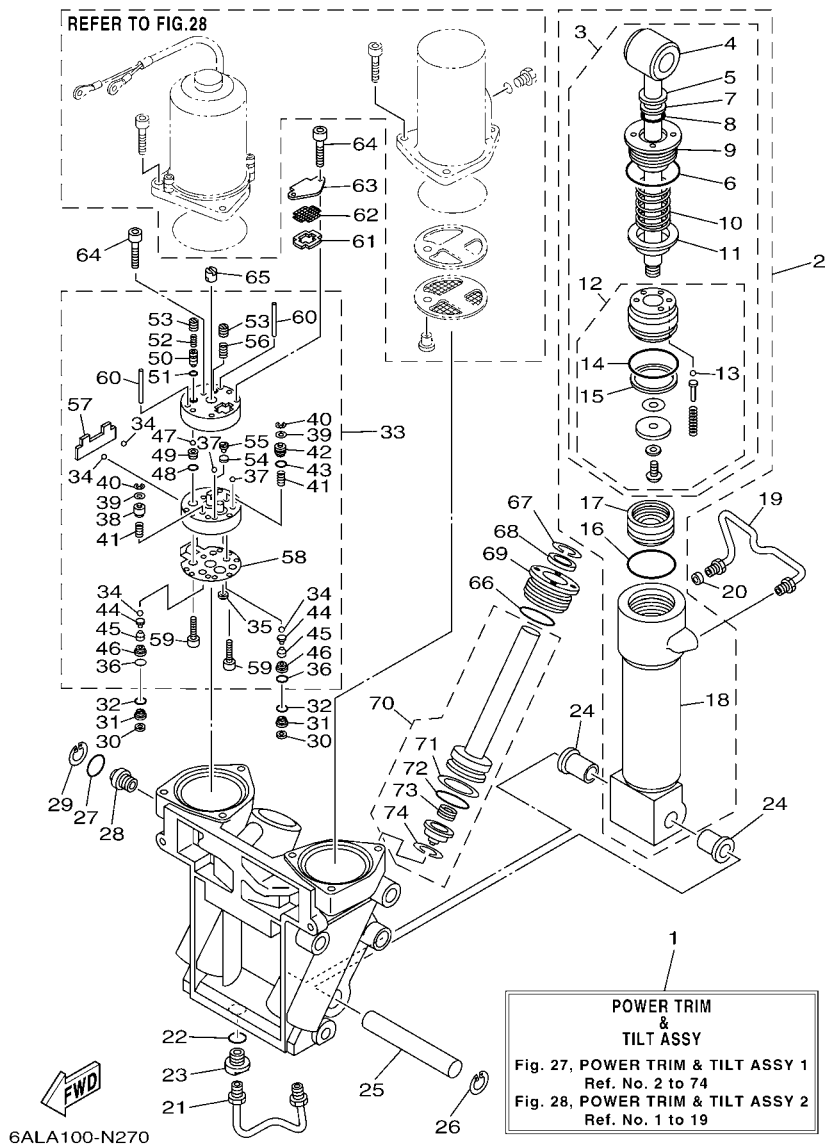


FIG. 27 POWER TRIM & TILT ASSY 1 SISTEMA INCLINACAO 1

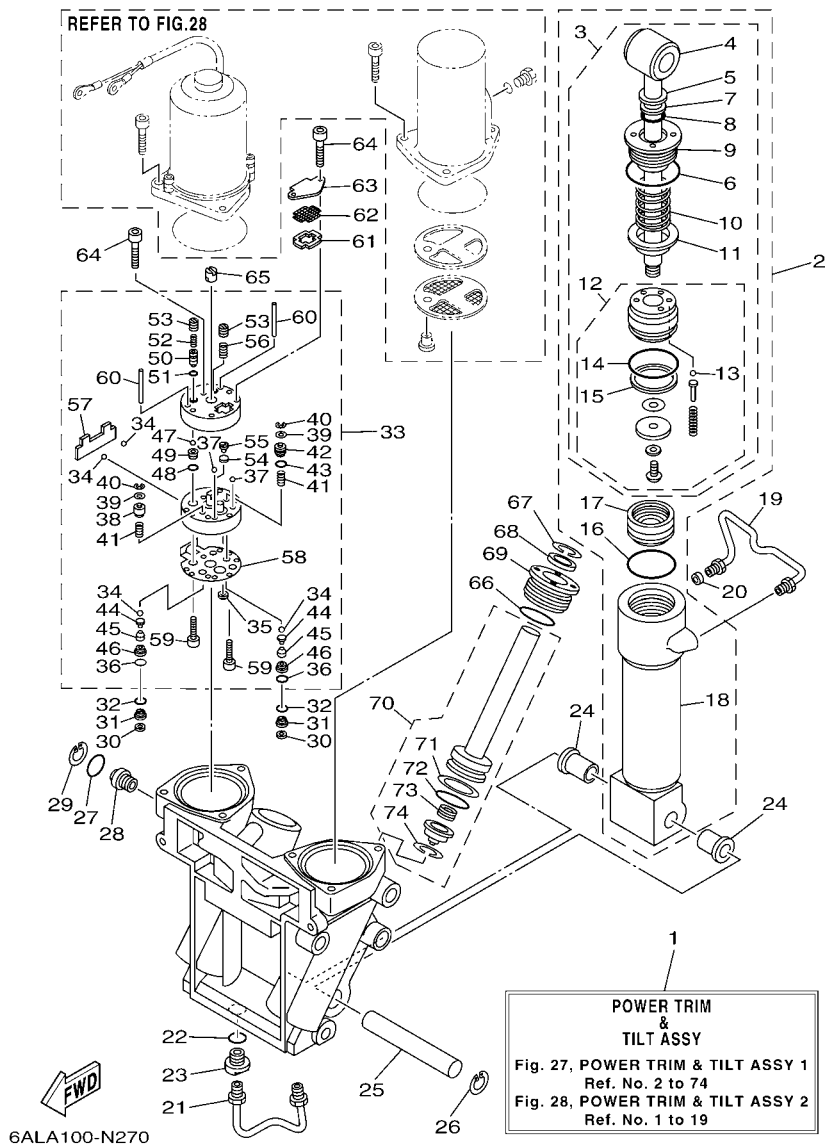
REF. NO.	PART NO. No. PEÇA	DESCRIPTION DESCRIÇÃO	6F2B	6F3B	REMARKS OBSERVAÇÕES
1	69J-43800-06-8D	POWER TRIM & TILT ASSY SISTEMA INCLINACAO (TRIM/TILT)	1	1	
2	6CE-43840-00	POWER TILT ASSY SISTEMA INCLINACAO (TILT)	1	1	
3	6CE-43810-00	.TILT PISTON SUB ASSY .PISTAO SUB CONJ.	1	1	
4	69J-43801-01	..ROD ..HASTE	1	1	
5	93106-19N50	..OIL SEAL ..RETENTOR DE OLEO	1	1	
6	6H1-43861-00	..O-RING ..ANEL DE BORRACHA	1	1	
7	6H1-43872-00	..RING, BACK UP ..ANEL TRASEIRO	1	1	
8	61A-4389H-01	..O-RING ..ANEL DE BORRACHA	1	1	
9	61A-43811-00	..SCREW, CYLINDER END ..PARAFUSO TERMINACAO CILINDRO	1	1	
10	69J-4384H-00	..SPRING ..MOLA	1	1	
11	69J-4382E-00	..ADAPTOR 2 ..ADAPTADOR 2	1	1	
12	6CE-4380P-00	..PISTON SUB ASSY ..PISTAO SUB CONJUNTO	1	1	
13	93505-32038	...BALL ...ESFERA	5	5	
14	61A-43861-00	...O-RING ...ANEL DE BORRACHA	1	1	
15	61A-43871-00	...RING, BACK UP ...ANEL TRASEIRO	1	1	
16	61A-43861-00	.O-RING .ANEL DE BORRACHA	1	1	
17	6H1-43814-00	.PISTON, FREE .PISTAO	1	1	
18	61A-43813-01	.CYLINDER, TILT .CILINDRO DO SISTEMA INCLINACAO	1	1	
19	61A-43835-01	PIPE TUBO	1	1	
20	69J-4388J-00	PLUG 2 PLUG 2	1	1	
21	69J-43833-01	PIPE TUBO	1	1	
22	93210-17239	O-RING ANEL DE BORRACHA	1	1	
23	69J-4388E-01	BOLT ,SCREW PARAFUSO	1	1	
24	90386-18M14	BUSH BUCHA	2	2	
25	61A-43818-00	PIN, LOWER SHOCK MOUNT PINO DO INFERIOR DE MONTAGEM	1	1	
26	61A-43876-00	RING, SNAP ANEL TRAVA DO RETENTOR	1	1	
27	6D8-43863-00	O-RING ANEL DE BORRACHA	1	1	

FIG. 27 POWER TRIM & TILT ASSY 1 SISTEMA INCLINACAO 1



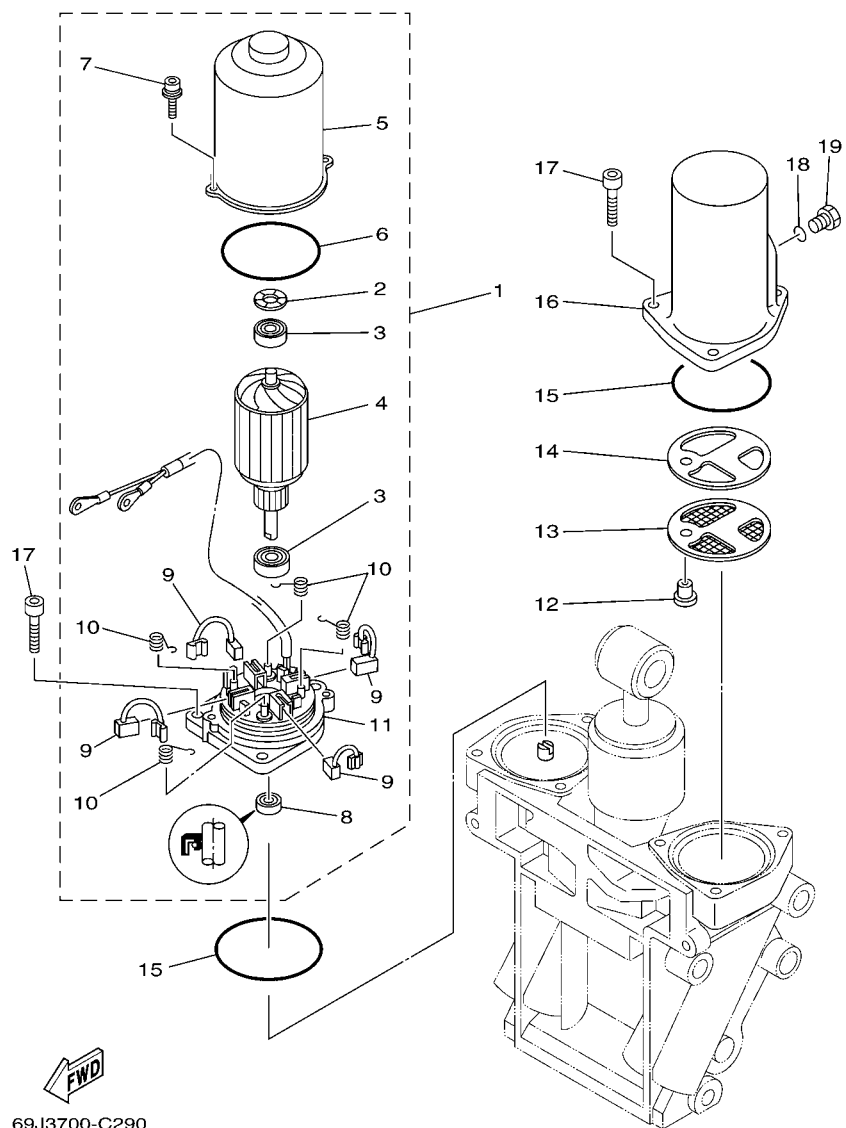
REF. NO.	PART NO. No. PEÇA	DESCRIPTION DESCRIÇÃO	6F2B	6F3B		REMARKS OBSERVAÇÕES
28	69J-43845-00	SCREW, MANUAL RELEASE PARAFUSO DO REGULAGEM MANUAL	1	1		
29	6H1-43875-00	RING, SNAP ANEL TRAVA DO RETENTOR	1	1		
30	69J-4381C-00	FILTER 3 FILTRO 3	2	2		
31	69J-43899-01	PLATE STOPPER PLACA DO LIMITADOR	2	2		
32	69J-4389J-00	O-RING ANEL DE BORRACHA	2	2		
33	69J-43830-01	GEAR PUMP ASSY ENGRENAGEM DA BOMBA CONJ.	1	1		
34	93505-32038	.BALL .ESFERA	4	4		
35	69J-4381C-00	.FILTER 3 .FILTRO 3	1	1		
36	69J-4389J-00	.O-RING .ANEL DE BORRACHA	2	2		
37	93503-16003	.BALL .ESFERA	2	2		
38	6CJ-4384M-00	.PISTON, SHUTTLE 2 .PISTAO 2	1	1		
39	69A-4384F-00	.SEAL, MAIN VALVE .RETENTOR DA VALVULA PRINCIPAL	2	2		
40	99002-03600	.CLIP .ANEL TRAVA	2	2		
41	69J-43894-00	.SPRING, SHUTTLE RETURN .MOLA DO RETORNO	2	2		
42	6CJ-43841-00	.PISTON, SHUTTLE .PISTAO	1	1		
43	6H1-43883-00	.O-RING .ANEL DE BORRACHA	1	1		
44	60V-4386A-00	.PIN, ABSORBER VALVE .PINO	2	2		
45	69J-43853-00	.SPRING, MAIN VALVE .MOLA MESTRE DA VALVULA	2	2		
46	6CJ-43893-00	.WASHER .ARRUELA	2	2		
47	93501-08001	.BALL .ESFERA	2	2		
48	93210-08391	.O-RING .ANEL DE BORRACHA	1	1		
49	69J-43851-00	.SEAT, RELIEF VALVE .ASSENTO DA VALVULA	1	1		
50	6CJ-43844-00	.PIN, VALVE SUPPORT .PINO DE SUPORTE VALVULA	1	1		
51	93210-064A5	.O-RING .ANEL DE BORRACHA	1	1		
52	69J-43855-00	.SPRING, UP RELIEF .MOLA SUPERIOR	1	1		
53	6CJ-43843-00	.SCREW, VALVE LOCK .PARAFUSO DA TRAVA VALVULA	2	2		
54	6H1-4384G-11	.SEAL, RELIEF VALVE .RETENTOR DA VALVULA	1	1		

FIG. 27 POWER TRIM & TILT ASSY 1 SISTEMA INCLINACAO 1

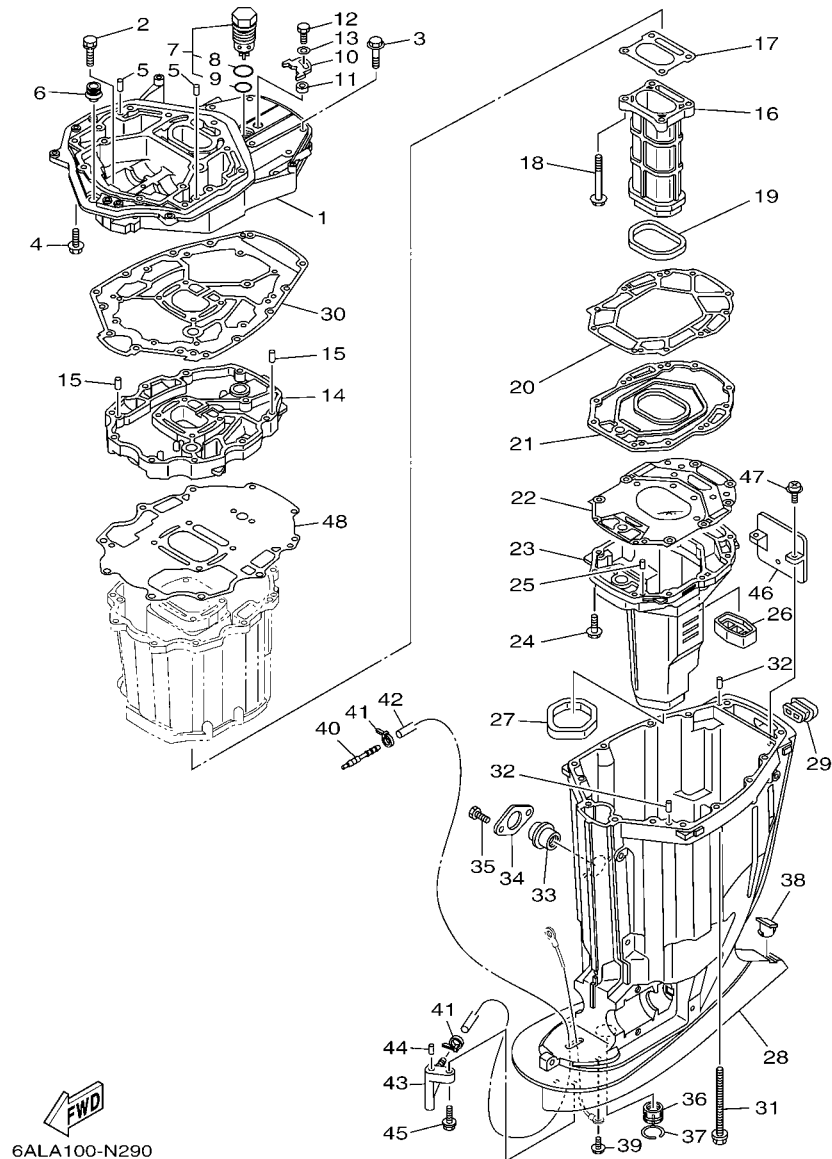


REF. NO.	PART NO. No. PEÇA	DESCRIPTION DESCRIÇÃO	6F2B	6F3B	REMARKS OBSERVAÇÕES
55	6H1-43844-10	.PIN, VALVE SUPPORT .PINO DE SUPORTE VALVULA	1	1	
56	6H1-43856-10	.SPRING, DOWN RELIEF .MOLA INFERIOR	1	1	
57	69J-43854-00	.SPRING, MANUAL RELEASE .MOLA DO REGULAGEM MANUAL	1	1	
58	69J-4384G-00	.SEAL, RELIEF VALVE .RETENTOR DA VALVULA	1	1	
59	91318-05025	.BOLT .PARAFUSO	2	2	
60	93604-35236	.PIN, DOWEL .PINO GUIA	2	2	
61	69J-43871-00	RING, BACK UP ANEL TRASEIRO	1	1	
62	69J-43816-00	FILTER 1 FILTRO 1	1	1	
63	69J-4381J-00	PLATE PLACA	1	1	
64	91318-05040	BOLT PARAFUSO	3	3	
65	69J-43831-00	CONNECTOR, SHAFT CONECTOR DO EIXO	1	1	
66	61A-43861-00	O-RING ANEL DE BORRACHA	2	2	
67	6T4-43875-01	RING, SNAP ANEL TRAVA DO RETENTOR	2	2	
68	61A-43822-00	SEAL, TRIM DUST RETENTOR	2	2	
69	61A-43821-01	SCREW, TRIM CYLINDER END PARAFUSO TERMINACAO CILINDRO	2	2	
70	69J-43820-01	TRIM PISTON SUB ASSY PISTAO SUB CONJ.	2	2	
71	61A-43874-00	.RING, BACK UP .ANEL TRASEIRO	1	1	
72	61A-43864-00	.O-RING .ANEL DE BORRACHA	1	1	
73	61A-4384H-10	.SPRING .MOLA	1	1	
74	61A-43875-10	.RING, SNAP .ANEL TRAVA DO RETENTOR	1	1	

FIG. 28 POWER TRIM & TILT ASSY 2 SISTEMA INCLINACAO 2



REF. NO.	PART NO. No. PEÇA	DESCRIPTION DESCRIÇÃO	6F2B	6F3B	REMARKS OBSERVAÇÕES
1	69J-43880-01	MOTOR ASSY MOTOR CONJ.	1	1	
2	90206-14N50	.WASHER, WAVE .ARRUELA ONDULADA	1	1	
3	93399-999T6	.BEARING .ROLAMENTO	2	2	
4	69J-43805-00	.ARMATURE ASSY .ARMADURA CONJUNTO	1	1	
5	69J-43804-00	.STATOR ASSY .ESTATOR CONJUNTO	1	1	
6	69J-43861-00	.O-RING .ANEL DE BORRACHA	1	1	
7	69J-43886-00	.BOLT .PARAFUSO	2	2	
8	69J-43882-00	.OIL SEAL .RETENTOR DE OLEO	1	1	
9	69J-43891-00	.BRUSH 1 .ESCOVA 1	4	4	
10	69J-4386K-00	.SPRING, BRUSH .MOLA DAS ESCOVAS	4	4	
11	69J-43881-01	.FRAME, END .BASE DE TERMINACAO DO MOTOR	1	1	
12	69J-4388H-00	PLUG PLUG	1	1	
13	69J-43817-00	FILTER 2 FILTRO 2	1	1	
14	69J-4388F-00	SPACER ESPACADOR	1	1	
15	93210-66001	O-RING ANEL DE BORRACHA	2	2	
16	69J-43828-00	BODY, RESERVOIR CORPO DO RESERVATORIO	1	1	
17	69J-43888-00	BOLT, SOCKET PARAFUSO	6	6	
18	93210-09165	O-RING ANEL DE BORRACHA	1	1	
19	6H1-43829-00	PLUG, RESERVOIR TAMPAO DO RESERVATORIO	1	1	



6ALA100-N290

FIG. 29 UPPER CASING

CAPA INFERIOR

REF. NO.	PART NO. No. PEÇA	DESCRIPTION DESCRIÇÃO	6F2B	6F3B	REMARKS OBSERVAÇÕES
1	69J-41137-10-CA	GUIDE, EXHAUST GUIA DO ESCAPE	1	1	
2	90119-08102	BOLT, WITH WASHER PARAFUSO COM ARRUELA	2	2	
3	97575-10545	BOLT, WITH WASHER PARAFUSO COM ARRUELA	7	7	
4	97575-10535	BOLT, WITH WASHER PARAFUSO COM ARRUELA	7	7	
5	93608-16M16	PIN, DOWEL PINO	2	2	
6	6E5-42724-00	GROMMET ILHO	1	1	
7	6AW-11371-10	PRESSURE CONTROL VALVE ASSY TAMPA	1	1	
8	93210-347A1	.O-RING .ANEL DE BORRACHA	1	1	
9	93210-28543	.O-RING .ANEL DE BORRACHA	1	1	
10	69J-12233-00	PLATE, GUIDE STOPPER 1 PLACA DA GUIA LIMITADORA 1	1	1	
11	90387-06037	COLLAR ESPACADOR	1	1	
12	97095-06020	BOLT PARAFUSO	1	1	
13	92995-06600	WASHER ARRUELA	1	1	
14	69J-41131-11-CA	MANIFOLD, EXT. 1 TUBO MULTIPLO DE ESCAPE 1	1	1	
15	93608-16M16	PIN, DOWEL PINO	2	2	
16	69J-41132-20-9S	MANIFOLD, EXHAUST TUBO MULTIPLO DE ESCAPE	1	1	
17	6P2-41134-00	GASKET, EXHAUST MANIFOLD GAXETA DO MULTIPLO DE ESCAPE	1	1	
18	97575-08590	BOLT, WITH WASHER PARAFUSO COM ARRUELA	4	4	
19	69J-41138-00	SEAL, EXT. 1 VEDACAO DO ESCAPE 1	1	1	
20	69J-41135-A0	GASKET, EXHAUST MANIFOLD GAXETA DO MULTIPLO DE ESCAPE	1	1	
21	69J-45181-10-9S	PLATE PLACA	1	1	
22	6S1-41136-00	GASKET, EXHAUST MANIFOLD 4 GAXETA DO MULTIPLO DE ESCAPE 4	1	1	
23	69J-14711-21-9S	MUFFLER 1 SILENCIADOR 1	1	1	
24	97575-08535	BOLT, WITH WASHER PARAFUSO COM ARRUELA	10	10	
25	93606-19M23	PIN, DOWEL PINO GUIA	2	2	
26	69J-45127-00	SEAL RETENTOR DE BORRACHA	1	1	
27	69J-45123-00	GASKET, MUFFLER GAXETA DO SILENCIADOR	1	1	

FWD
6ALA100-N290

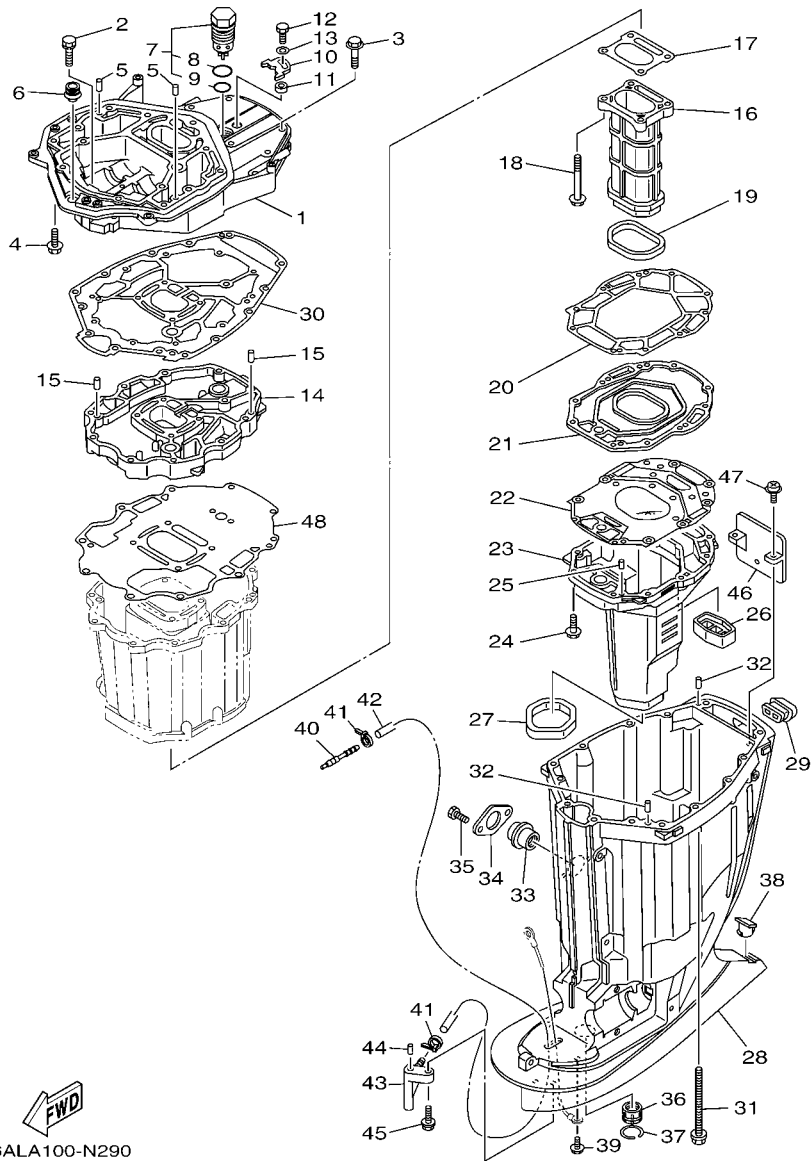
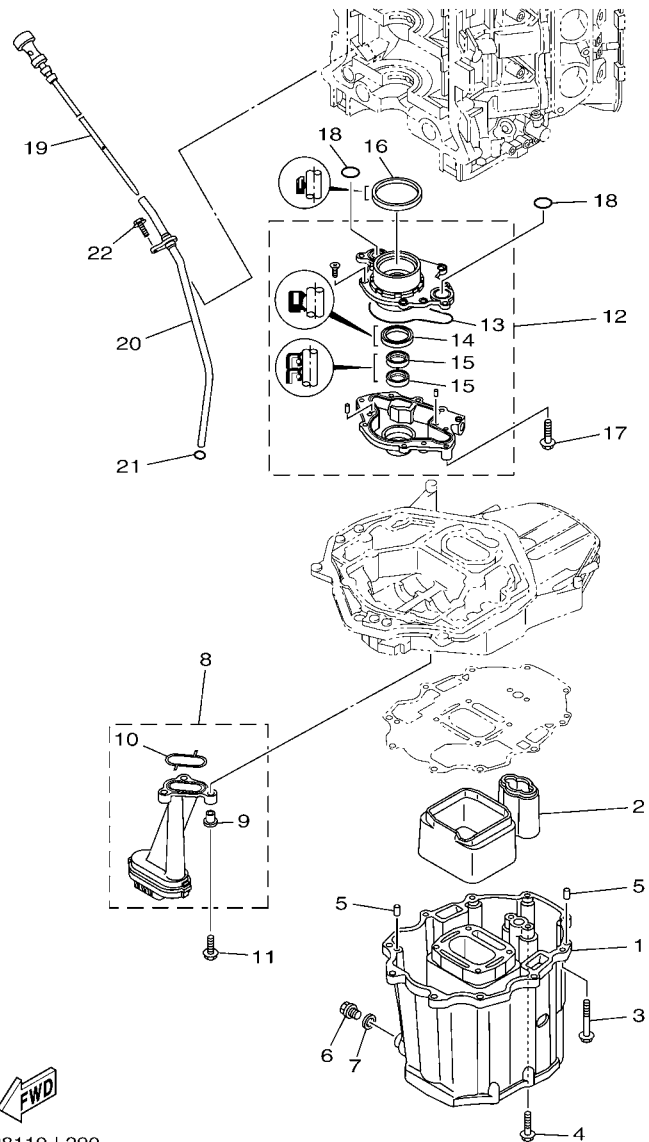


FIG. 29 UPPER CASING

CAPA INFERIOR

REF. NO.	PART NO. No. PEÇA	DESCRIPTION DESCRIÇÃO	6F2B	6F3B	REMARKS OBSERVAÇÕES
28	69J-45111-10-8D	CASING, UPPER CAIXA SUPERIOR	1	1	
29	69J-42769-00	SEAL, RUBBER RETENTOR DE BORRACHA	1	1	
30	69J-45113-20	GASKET, UPPER CASING GAXETA DA CAIXA SUPERIOR	1	1	
31	90119-10007	BOLT, WITH WASHER PARAFUSO COM ARRUELA	6	6	
32	93608-16M16	PIN, DOWEL PINO	2	2	
33	69J-15316-00	DAMPER 1 AMORTIZADOR 1	1	1	
34	69J-45152-10	COVER, UPPER CASING 2 TAMPA DA RABETA SUPERIOR 2	1	1	
35	97095-06012	BOLT PARAFUSO	2	2	
36	69J-45318-01	BUSHING, DRIVE SHAFT BUCHA DO EIXO DE DIRECAO	1	1	
37	93420-36M01	CIRCLIP ANEL TRAVA	1	1	
38	61A-45155-00	CAP CAPA	1	1	
39	95895-06010	BOLT, FLANGE PARAFUSO FLANGE	1	1	
40	6E5-83558-00	END, NIPPLE TERMINAL DE LIGACAO	1	1	
41	90465-11M10	CLAMP BRACADEIRA	2	2	
42	90445-07010	HOSE (L1330) TUBO (L1330)	1	1	X(25.3") X(25.3")
43	61A-45378-00	NIPPLE, HOSE NIPLE DO TUBO	1	1	
44	93606-12019	PIN, DOWEL PINO GUIA	1	1	
45	90119-06M17	BOLT, WITH WASHER PARAFUSO COM ARRUELA	1	1	
46	69J-14624-01	COVER, EXHAUST TAMPA DO ESCAPE	1	1	
47	97980-06216	SCREW, WITH WASHER PARAFUSO	2	2	
48	69J-15312-01	GASKET, OIL PAN GAXETA DA CAPA DO OLEO	1	1	



6P28110-L290

FIG. 30 OIL PAN

BANDEJA DE OLEO

REF. NO.	PART NO. No. PEÇA	DESCRIPTION DESCRIÇÃO	6F2B	6F3B	REMARKS OBSERVAÇÕES
1	69J-15311-10-CA	OIL PAN CARTER DO OLEO	1	1	
2	69J-15761-00	SEAL, RUBBER 1 VEDACAO DE BORRACHA 1	1	1	
3	97575-08560	BOLT, WITH WASHER PARAFUSO COM ARRUELA	10	10	
4	97575-08535	BOLT, WITH WASHER PARAFUSO COM ARRUELA	2	2	
5	93608-16M16	PIN, DOWEL PINO	2	2	
6	90340-14M06	PLUG, STRAIGHT SCREW TAMPAO DO DRENO	1	1	
7	90430-14M09	GASKET GAXETA	1	1	
8	69J-13411-00	STRAINER, OIL FILTRADOR DE OLEO	1	1	
9	90387-06263	.COLLAR .ESPACADOR	3	3	
10	69J-13415-00	.SEAL, OIL STRAINER .VEDACAO DO FILTRADOR DE OLEO	1	1	
11	95812-06025	BOLT, FLANGE PARAFUSO FLANGE	3	3	
12	6P2-13300-00	OIL PUMP ASSY BOMBA DE OLEO COMPLETA	1	1	
13	69J-13329-01	.GASKET, PUMP COVER .GAXETA DA TAMPA DA BOMBA	1	1	
14	6AW-13119-00	.OIL SEAL .VEDACAO DA GRAXA	1	1	
15	69J-13631-00	.OIL SEAL .RETENTOR DE OLEO	2	2	
16	69J-11355-00	SEAL, CYLINDER 1 VEDACAO DO CILINDRO 1	1	1	
17	97575-06540	BOLT, WITH WASHER PARAFUSO COM ARRUELA	4	4	
18	93210-25552	O-RING ANEL DE BORRACHA	2	2	
19	6P2-15362-10	PLUG, OIL LEVEL TAMPAO DO NIVEL DE OLEO	1	1	
20	6P2-15377-10	GUIDE, INLET GUIA DA ENTRADA	1	1	
21	93210-19MJ3	O-RING ANEL DE BORRACHA	1	1	
22	95895-06016	BOLT, FLANGE PARAFUSO FLANGE	1	1	

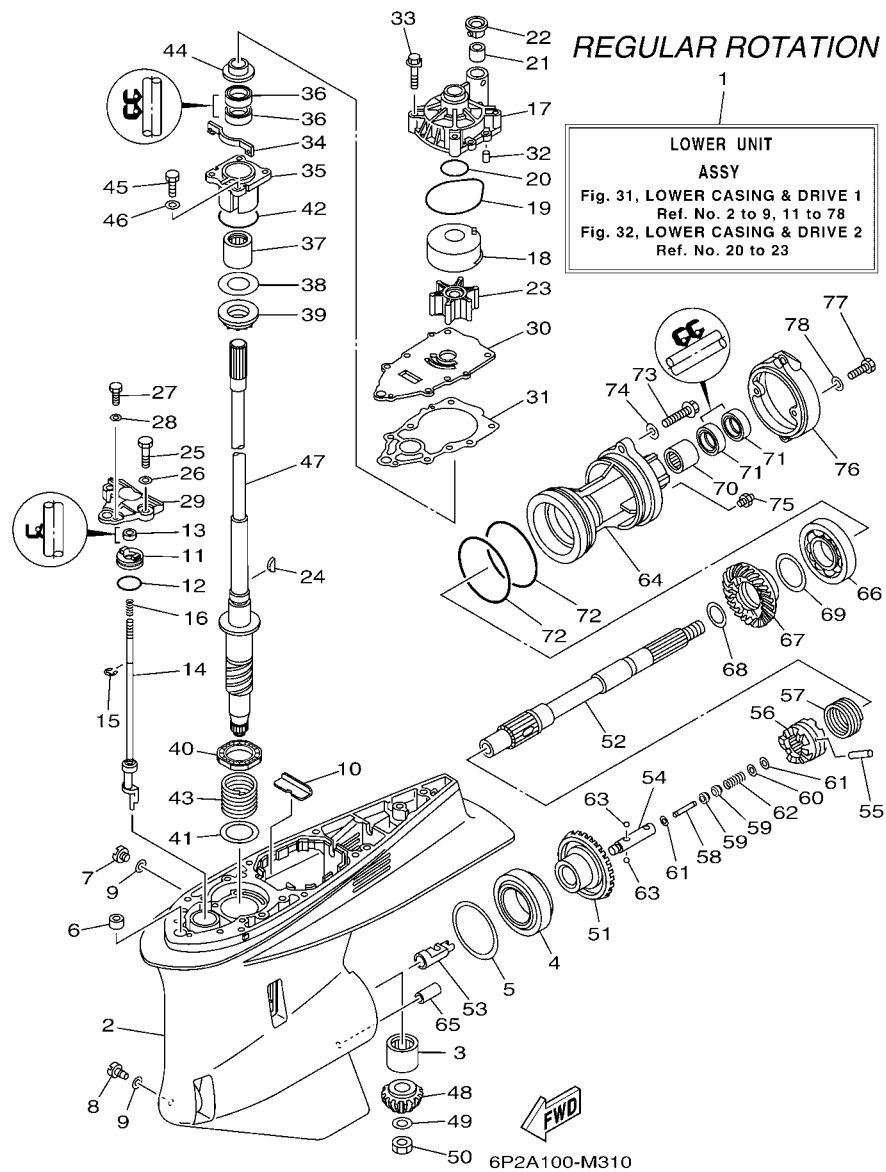


FIG. 31 LOWER CASING & DRIVE 1 CARCACA INF. E TRANSMISSAO 1

REF. NO.	PART NO. No. PEÇA	DESCRIPTION DESCRIÇÃO	6P2B	6P3B	REMARKS OBSERVAÇÕES
1	6P2-45300-41-8D	LOWER UNIT ASSY UNIDADE DA RABETA INFERIOR CJ.	1		X(25.3"),RH X(25.3"),RH
2	6P2-45301-10-8D	CASING, LOWER RABETA INFERIOR	1		
3	93311-83280	BEARING ROLAMENTO	1		
4	93332-000W1	BEARING ROLAMENTO	1		
5	61A-45567-00	SHIM (T:0.10MM) ARRUELA CALCO (T:0.10MM)	1		UR UR
61A-45567-10	SHIM (T:0.12MM) ARRUELA CALCO (T:0.12MM)	1			UR UR
61A-45567-20	SHIM (T:0.15MM) ARRUELA CALCO (T:0.15MM)	1			UR UR
61A-45567-30	SHIM (T:0.18MM) ARRUELA CALCO (T:0.18MM)	1			UR UR
61A-45567-40	SHIM (T:0.30MM) ARRUELA CALCO (T:0.30MM)	1			UR UR
61A-45567-50	SHIM (T:0.40MM) ARRUELA CALCO (T:0.40MM)	1			UR UR
61A-45567-60	SHIM (T:0.50MM) ARRUELA CALCO (T:0.50MM)	1			UR UR
6	663-44366-00	DAMPER, WATER SEAL 2 AMORTIZADOR DE BORRACHA 2	1		
7	90340-08002	PLUG, STRAIGHT SCREW TAMPAO DO DRENO	1		
8	688-45341-10	PLUG, DRAIN TAMPAO DE ESGOTO	1		
9	90430-08020	GASKET GAXETA	2		
10	61A-45376-00	GUIDE, SEAL DAMPER GUIA DE AMORTIZADOR DE VEDACAO	1		
11	65N-45321-00	PLATE PLACA	1		
12	93210-33M49	O-RING ANEL DE BORRACHA	1		
13	93106-09014	OIL SEAL RETENTOR DE OLEO	1		
14	6P2-44150-00	SHIFT CAM ASSY CAME DE MUDANCA CONJ.	1		
15	99001-08600	CIRCLIP ANEL TRAVA	1		
16	90501-11M10	SPRING, COMPRESSION MOLA DE COMPRESSAO	1		
17	61A-44311-01	HOUSING, WATER PUMP ALOJAMENTO DA BOMBA D'AGUA	1		
18	61A-44322-02	INSERT, CARTRIDGE INSERTO DA BOMBA D'AGUA	1		
19	93210-86M38	O-RING ANEL DE BORRACHA	1		
20	93210-37160	O-RING ANEL DE BORRACHA	1		
21	6E5-44365-00	DAMPER, WATER SEAL 1 AMORTIZADOR DE BORRACHA 1	1		

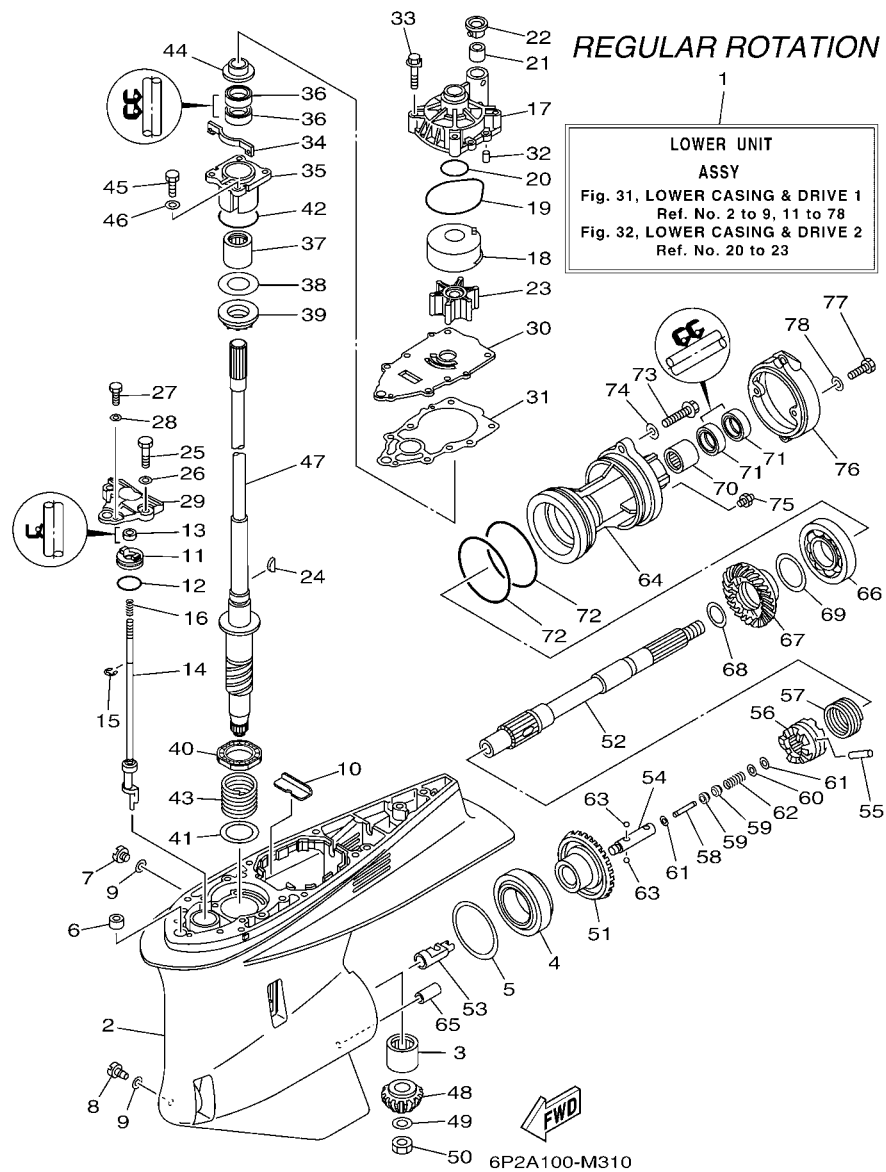


FIG. 31 LOWER CASING & DRIVE 1 CARCACA INF. E TRANSMISSAO 1

REF. NO.	PART NO. No. PEÇA	DESCRIPTION DESCRIÇÃO	6P2B	6P3B	REMARKS OBSERVAÇÕES
22	6E5-44312-00	COVER, WATER PUMP HOUSING TAMPA DA BOMBA D'AGUA	1		
23	6E5-44352-01	IMPELLER IMPULSOR	1		
24	90280-04M05	KEY, WOODRUFF CHAVETA MEIA LUA	1		
25	97095-08030	BOLT PARAFUSO	2		
26	92995-08600	WASHER ARRUELA	2		
27	97095-06016	BOLT PARAFUSO	1		
28	92995-06600	WASHER ARRUELA	1		
29	60X-44312-00	COVER, WATER PUMP HOUSING TAMPA DA BOMBA D'AGUA	1		
30	6P2-44323-00	OUTER PLATE, CARTRIDGE PLACA DA EXTERNA DA BOMBA	1		
31	60X-44315-A0	GASKET, WATER PUMP GAXETA DA BOMBA D'AGUA	1		
32	93606-12019	PIN, DOWEL PINO GUIA	2		
33	90119-08M14	BOLT, WITH WASHER PARAFUSO COM ARRUELA	4		
34	6P2-45723-00	PLATE, SEAL PLACA DO VEDADOR	1		
35	6P2-45331-00-9S	HOUSING, BEARING ALOJAMENTO DO ROLAMENTO	1		
36	93101-28M16	OIL SEAL RETENTOR DE OLEO	2		
37	93317-330U2	BEARING ROLAMENTO	1		
38	61A-45587-00	SHIM (T:0.10MM) ARRUELA CALCO (T:0.10MM)	1		UR
	61A-45587-10	SHIM (T:0.12MM) ARRUELA CALCO (T:0.12MM)	1		UR
	61A-45587-20	SHIM (T:0.15MM) ARRUELA CALCO (T:0.15MM)	1		UR
	61A-45587-30	SHIM (T:0.18MM) ARRUELA CALCO (T:0.18MM)	1		UR
	61A-45587-40	SHIM (T:0.30MM) ARRUELA CALCO (T:0.30MM)	1		UR
	61A-45587-50	SHIM (T:0.40MM) ARRUELA CALCO (T:0.40MM)	1		UR
	61A-45587-60	SHIM (T:0.50MM) ARRUELA CALCO (T:0.50MM)	1		UR
39	93341-93020	BEARING ROLAMENTO	1		
40	93341-34019	BEARING ROLAMENTO	1		
41	90201-42014	WASHER, PLATE ARRUELA PLANA	1		
42	93210-55M14	O-RING ANEL DE BORRACHA	1		

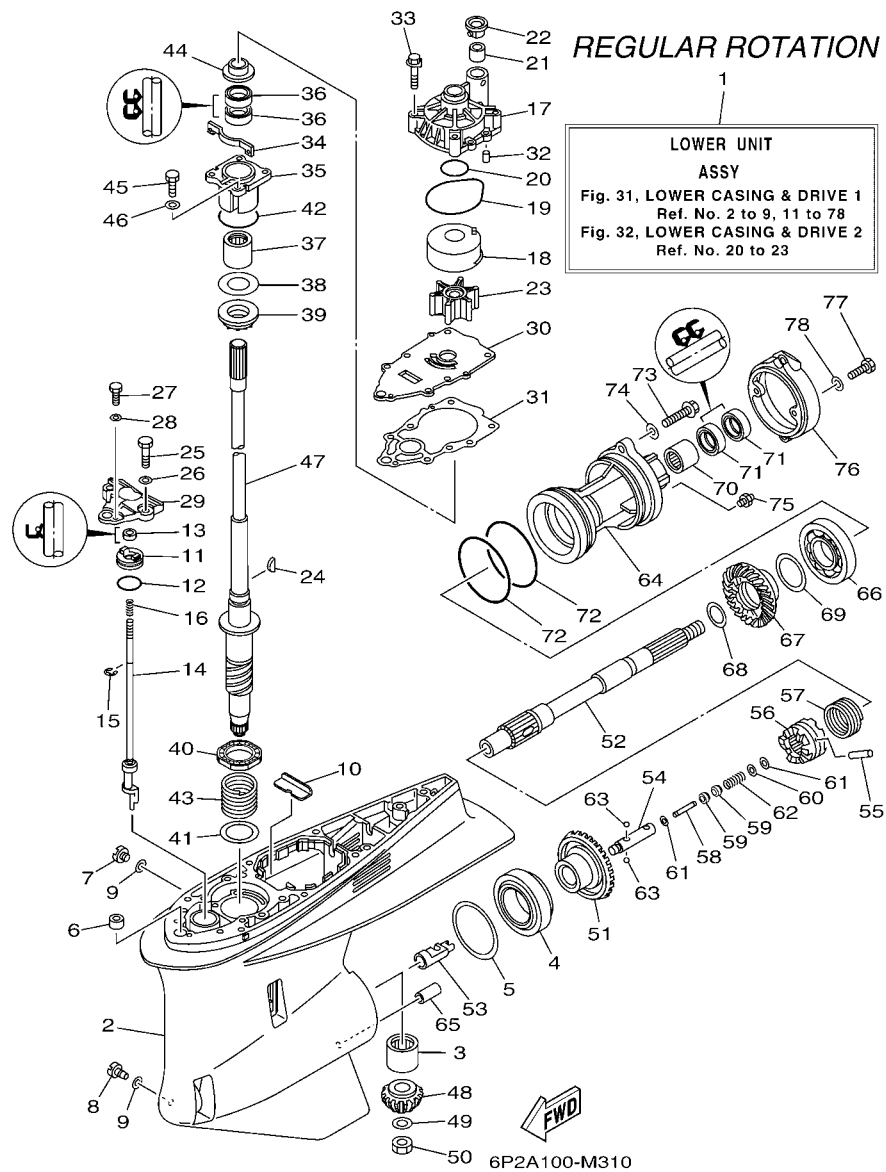


FIG. 31 LOWER CASING & DRIVE 1 CARCACA INF. E TRANSMISSAO 1

REF. NO.	PART NO. No. PEÇA	DESCRIPTION DESCRIÇÃO	6P2B	6P3B	REMARKS OBSERVAÇÕES
43	90501-450A2	SPRING, COMPRESSION MOLA DE COMPRESSAO	1		
44	6E5-45344-00	COVER, OIL SEAL TAMPA DO RETENTOR DE OLEO	1		
45	97095-08025	BOLT PARAFUSO	4		
46	92995-08600	WASHER ARRUELA	4		
47	6P2-45501-01	DRIVE SHAFT COMP. EIXO DE DIRECIONAL COMPL.	1		X(25.3") X(25.3")
48	6P2-45551-02	PINION (15T) PINHAO (13D)	1		
49	90201-16M00	WASHER, PLATE ARRUELA PLANA	1		
50	90170-16M19	NUT PORCA	1		
51	6P2-45560-01	GEAR 1 (30T) ENGRENAGEM 1 (30D)	1		
52	69J-45611-00	SHAFT, PROPELLER EIXO DA HELICE	1		
53	61A-45641-02	SHIFTER ALTERADOR DE MUDANCA	1		
54	61A-45634-01	SLIDE, SHIFT LAMINA DE MUDANCA	1		
55	61A-45632-00	PIN, CROSS PINO DE ACO	1		
56	69J-45631-00	CLUTCH, DOG ENGATE DA ENGRENAGEM	1		
57	61A-45633-00	RING, CROSS PIN ANEL DE FIXACAO DO PINHAO	1		
58	6H1-45668-00	SHAFT, FREE 1 EIXO DE LIVRE 1	1		
59	61A-45635-00	PLUNGER, SHIFT ACIONADOR DE MUDANCA	2		
60	90201-02M00	WASHER, PLATE ARRUELA PLANA	1		
61	90183-02M03	NUT, SPRING PORCA MOLA	2		
62	90501-10M77	SPRING, COMPRESSION MOLA DE COMPRESSAO	1		
63	93501-04011	BALL ESFERA	2		
64	6D0-45332-00-CA	HOUSING, BEARING ALOJAMENTO DO ROLAMENTO	1		
65	99590-10114	PIN, DOWEL PINO GUIA	1		
66	93306-210U0	BEARING ROLAMENTO	1		
67	6P2-45571-00	GEAR 2 (30T) ENGRENAGEM FRONTAL 2 (30D)	1		
68	6P2-45578-00	SHIM (T:1.80MM) ARRUELA CALCO (T:1.80MM)	1		UR UR
	6P2-45578-10	SHIM (T:1.90MM) ARRUELA CALCO (T:1.90MM)	1		UR UR

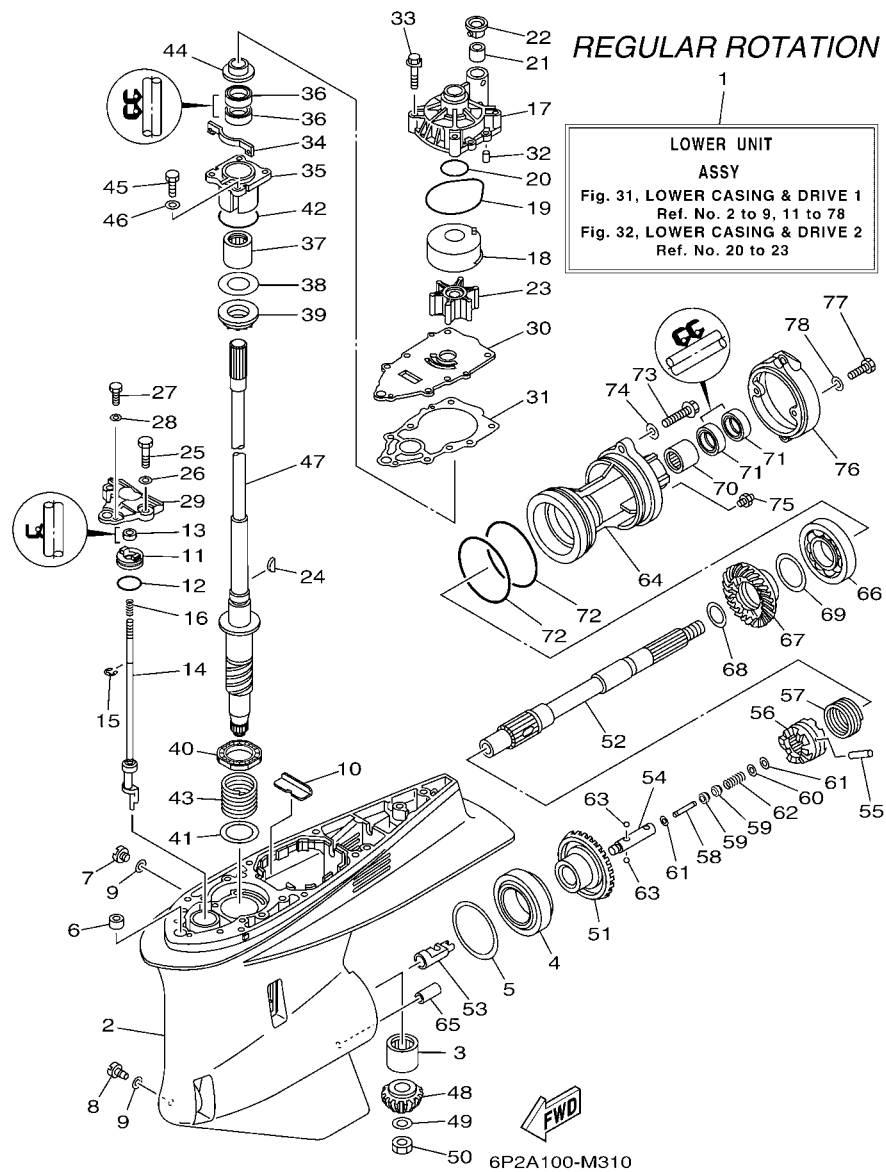
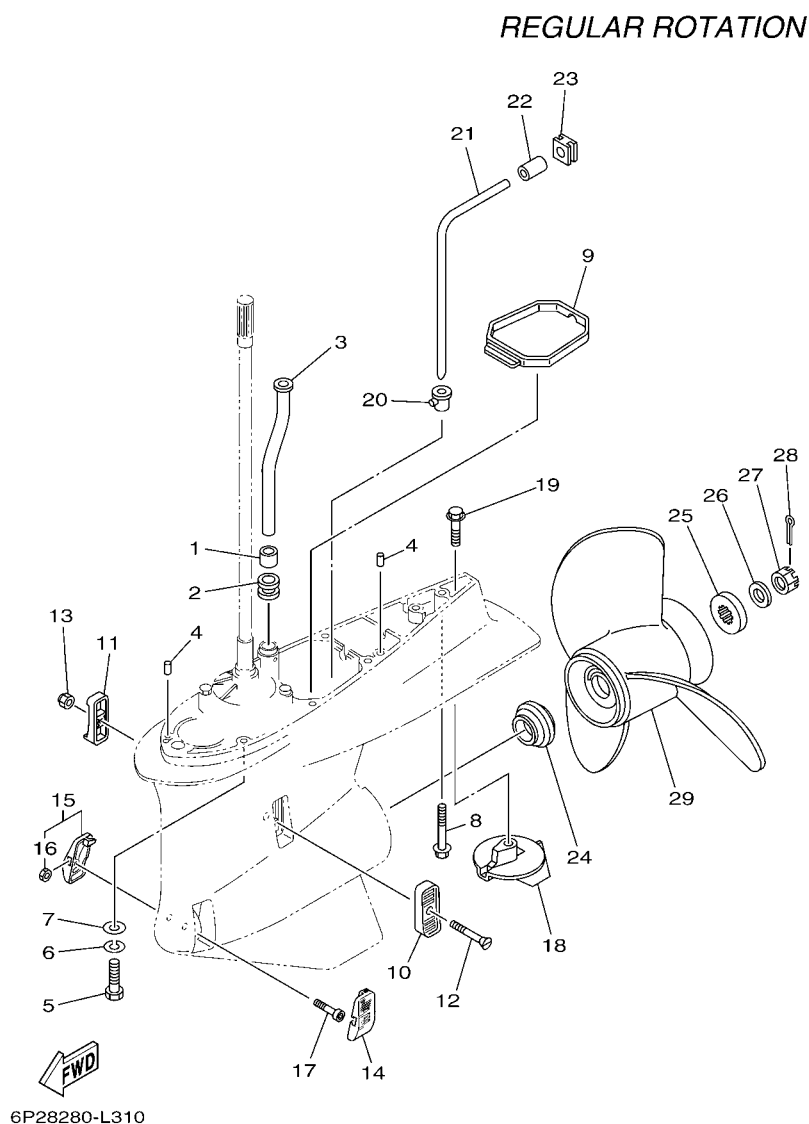


FIG. 31 LOWER CASING & DRIVE 1 CARCACA INF. E TRANSMISSAO 1

REF. NO.	PART NO. No. PEÇA	DESCRIPTION DESCRIÇÃO	6P2B	6P3B	REMARKS OBSERVAÇÕES
68	6P2-45578-20	SHIM (T:2.00MM) ARRUELA CALCO (T:2.00MM)	1		UR UR
	6P2-45578-30	SHIM (T:2.10MM) ARRUELA CALCO (T:2.10MM)	1		UR UR
	6P2-45578-40	SHIM (T:2.20MM) ARRUELA CALCO (T:2.20MM)	1		UR UR
69	61A-45577-00	SHIM (T:0.10MM) ARRUELA CALCO (T:0.10MM)	1		UR UR
	61A-45577-10	SHIM (T:0.12MM) ARRUELA CALCO (T:0.12MM)	1		UR UR
	61A-45577-20	SHIM (T:0.15MM) ARRUELA CALCO (T:0.15MM)	1		UR UR
	61A-45577-30	SHIM (T:0.18MM) ARRUELA CALCO (T:0.18MM)	1		UR UR
	61A-45577-40	SHIM (T:0.30MM) ARRUELA CALCO (T:0.30MM)	1		UR UR
	61A-45577-50	SHIM (T:0.40MM) ARRUELA CALCO (T:0.40MM)	1		UR UR
	61A-45577-60	SHIM (T:0.50MM) ARRUELA CALCO (T:0.50MM)	1		UR UR
70	93315-43064	BEARING ROLAMENTO	1		
71	93101-30002	OIL SEAL RETENTOR DE OLEO	2		
72	93211-04384	O-RING ANEL DE BORRACHA	2		
73	90105-08049	BOLT, FLANGE PARAFUSO FLANGE	2		
74	90201-08023	WASHER, PLATE ARRUELA PLANA	2		
75	93700-09M00	NIPPLE, GREASE NIPLE DE GRAXA	1		
76	6D0-45361-00-8D	CAP, LOWER CASING CAPA DA RABETA INFERIOR	1		
77	97095-08020	BOLT PARAFUSO	2		
78	92995-08600	WASHER ARRUELA	2		

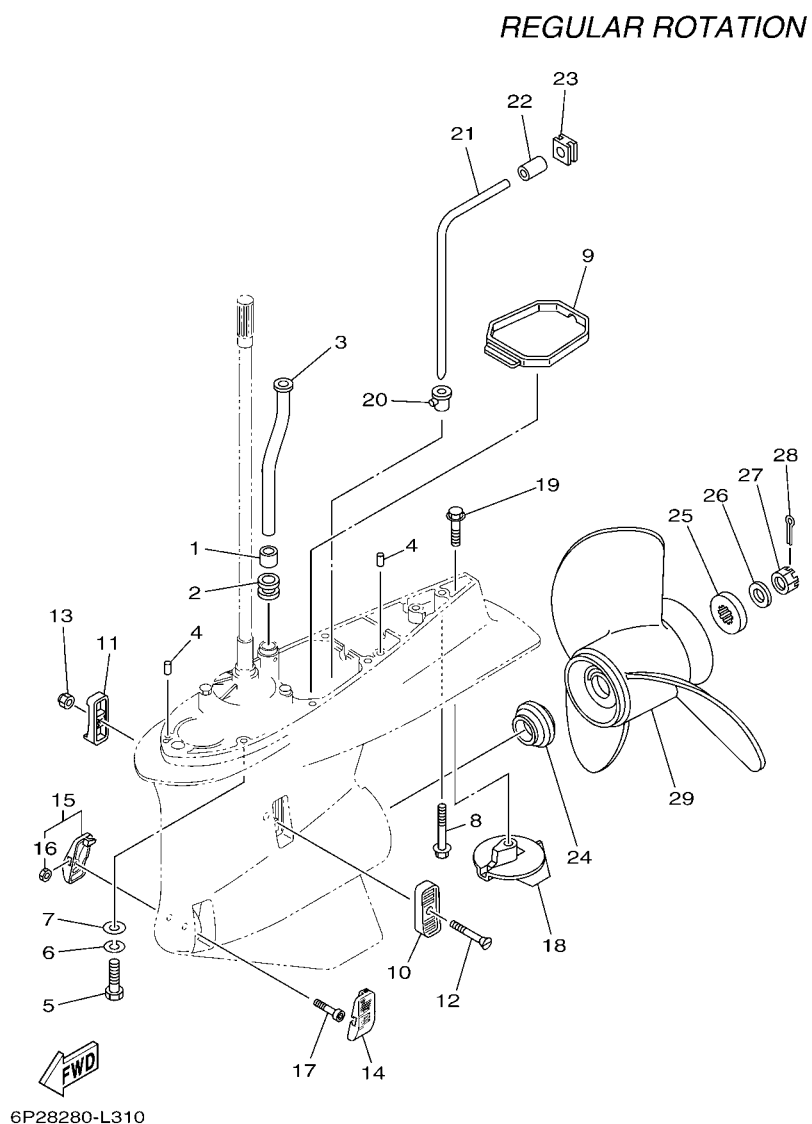
FIG. 32 LOWER CASING & DRIVE 2

CARCACA INF. E TRANSMISSAO 2



REF. NO.	PART NO. No. PEÇA	DESCRIPTION DESCRIÇÃO	6P2B	6P3B	REMARKS OBSERVAÇÕES
1	6E5-44365-00	DAMPER, WATER SEAL 1 AMORTIZADOR DE BORRACHA 1	1		
2	6E5-44366-00	DAMPER, WATER SEAL 2 AMORTIZADOR DE BORRACHA 2	1		
3	6S1-44361-02	TUBE, WATER 1 TUBO DE AGUA 1	1		X(25.3") X(25.3")
4	93608-12M05	PIN, DOWEL PINO	2		
5	97095-10045	BOLT PARAFUSO	7		X(25.3") X(25.3")
6	92995-10100	WASHER ARRUELA	7		X(25.3") X(25.3")
7	92995-10600	WASHER ARRUELA	7		X(25.3") X(25.3")
8	90119-10MA2	BOLT, WITH WASHER PARAFUSO COM ARRUELA	1		X(25.3") X(25.3")
9	6D0-45375-01	DAMPER, SEAL AMORTIZADOR DE VEDACAO	1		
10	6P2-45214-00	COVER, WATER INLET 1 TAMPA DA ENTRADA DE AGUA 1	1		
11	6P2-45215-00	COVER, WATER INLET 2 TAMPA DA ENTRADA DE AGUA 2	1		
12	90152-05M08	SCREW, COUNTERSUNK PARAFUSO TRAMBULADOR	1		
13	90185-05002	NUT, NYLON PORCA AUTOTRAVANTE	1		
14	6CE-45224-00	COVER, WATER INLET 3 TAMPA DA ENTRADA DE AGUA 3	1		
15	6CE-45225-00	COVER, WATER INLET 4 TAMPA DA ENTRADA DE AGUA 4	1		
16	90185-05002	NUT, NYLON PORCA AUTOTRAVANTE	1		
17	90110-05039	BOLT, HEXAGON SOCKET HEAD PARAFUSO HEXAGONAL INTERNO	1		
18	61A-45371-00	TAB-TRIM ESTABILIZADOR DE DIRECAO	1		
19	90105-10M00	BOLT, FLANGE PARAFUSO FLANGE	1		
20	6D0-44367-00	DAMPER, WATER SEAL 3 AMORTIZADOR DE BORRACHA 3	1		
21	6D0-44362-01	TUBE, WATER 2 TUBO DE AGUA 2	1		
22	6D0-44365-00	DAMPER, WATER SEAL 1 AMORTIZADOR DE BORRACHA 1	1		
23	6D0-44366-00	DAMPER, WATER SEAL 2 AMORTIZADOR DE BORRACHA 2	1		
24	69J-45987-00	SPACER 1 ESPACADOR 1	1		
25	688-45997-01	SPACER 2 ESPACADOR 2	1		
26	92990-18200	WASHER ARRUELA	1		
27	90171-18M04	NUT, CASTLE PORCA CASTELO	1		

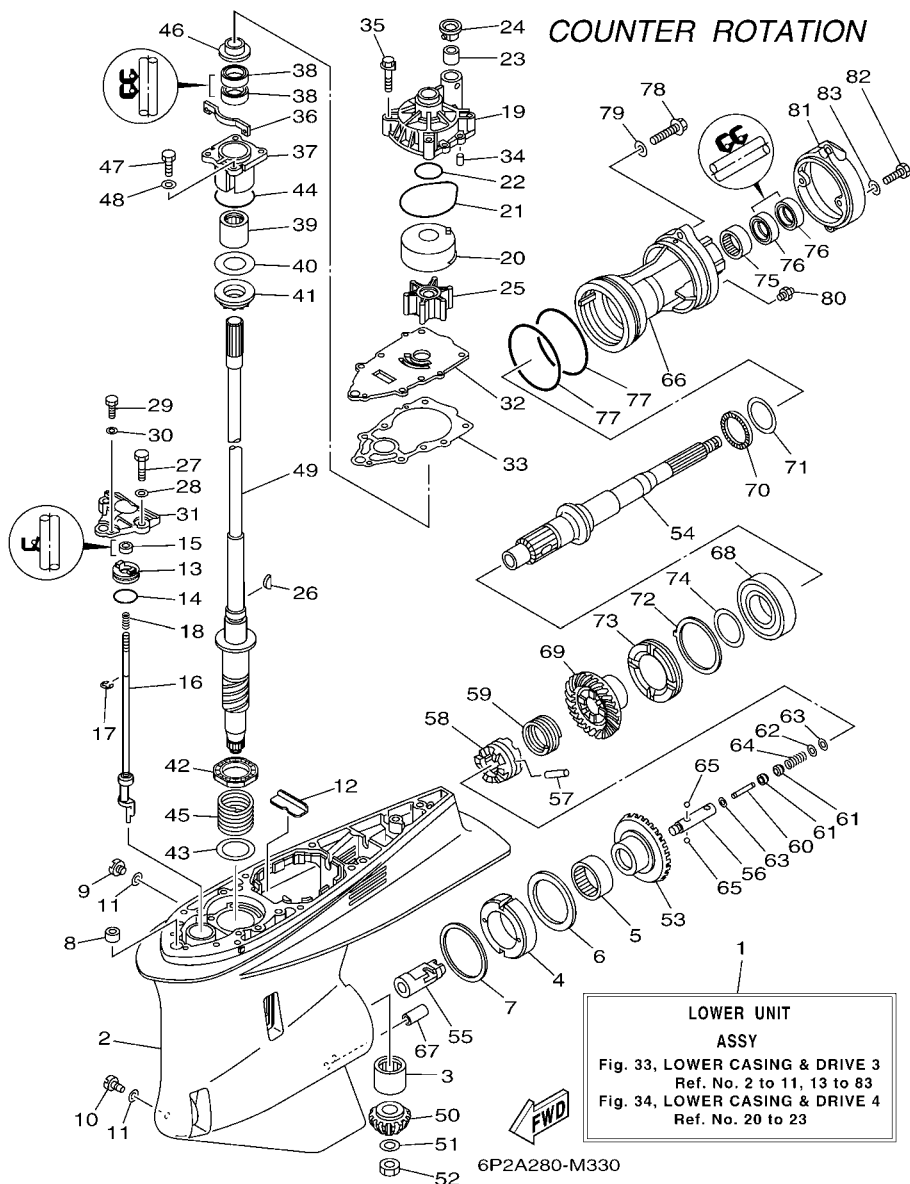
FIG. 32 LOWER CASING & DRIVE 2 CARCACA INF. E TRANSMISSAO 2



REF. NO.	PART NO. No. PEÇA	DESCRIPTION DESCRIÇÃO	6F2B	6F3B		REMARKS OBSERVAÇÕES
28	91490-40030	PIN. COTTER CONTRAPINO	1			
29	6G5-45970-02	PROPELLER (3X15-1/4"X15"-M) HELICE (3X15-1/4"X15"-M)	1			UR UR
	6G5-45972-02	PROPELLER (3X13-3/4"X21"-M) HELICE (3X13-3/4"X21"-M)	1			UR UR
	6G5-45974-03	PROPELLER (3X13-3/4"X19"-M2) HELICE (3X13-3/4"X19"-M2)	1			UR UR
	6G5-45978-03	PROPELLER (3X13-3/4"X17"-M2) HELICE (3X13-3/4"X17"-M2)	1			UR UR
	61A-45972-00	PROPELLER (3X14-1/2"X21"-T) HELICE (3X14-1/2"X21"-T)	1			UR UR
	61A-45974-00	PROPELLER (3X14-1/2"X19"-T) HELICE (3X14-1/2"X19"-T)	1			UR UR
	61A-45978-00	PROPELLER (3X15"X17"-T) HELICE (3X15"X17"-T)	1			UR UR
	6R4-45970-A1	PROPELLER (3X15-1/4"X19"-M) HELICE (3X15-1/4"X19"-M)	1			UR UR
	6R4-45972-A0	PROPELLER (3X14-7/8"X21"-M) HELICE (3X14-7/8"X21"-M)	1			UR UR
	6R4-45974-A0	PROPELLER (3X14-1/2"X23"-M) HELICE (3X14-1/2"X23"-M)	1			UR UR
	6R4-45976-A0	PROPELLER (3X14-1/2"X15"-M) HELICE (3X14-1/2"X15"-M)	1			UR UR
	6R4-45978-A0	PROPELLER (3X15-1/4"X17"-M) HELICE (3X15-1/4"X17"-M)	1			UR UR
	6D0-45970-00	PROPELLER (3X15-1/4"X19"-T) HELICE (3X15-1/4"X19"-T)	1			UR UR
	6D0-45972-00	PROPELLER (3X15"X21"-T) HELICE (3X15"X21"-T)	1			UR UR
	6D0-45978-00	PROPELLER (3X15-1/2"X17"-T) HELICE (3X15-1/2"X17"-T)	1			UR UR

FIG. 33 LOWER CASING & DRIVE 3

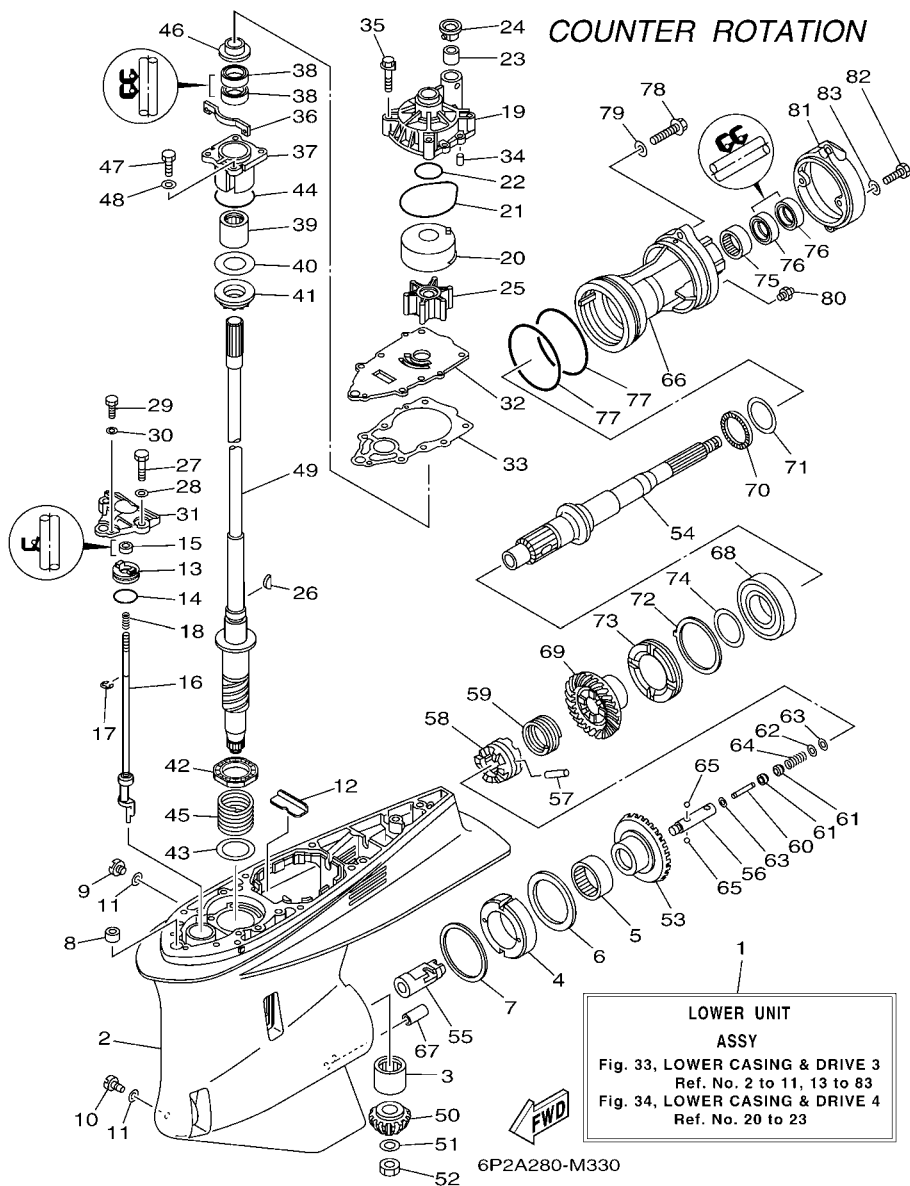
CARCACA INF. E TRANSMISSAO 3



REF. NO.	PART NO. No. PEÇA	DESCRIPTION DESCRIÇÃO	6P2B	6P3B	REMARKS OBSERVAÇÕES
1	6P3-45300-41-8D	LOWER UNIT ASSY UNIDADE DA RABETA INFERIOR CJ.		1	X(25.3"),LH X(25.3"),LH
2	6P2-45301-10-8D	CASING, LOWER RABETA INFERIOR		1	
3	93311-83280	BEARING ROLAMENTO		1	
4	61B-45538-01	SPACER 1 ESPACADOR 1		1	
5	93315-660W3	BEARING ROLAMENTO		1	
6	93341-670V0	BEARING ROLAMENTO		1	
7	61A-45567-00	SHIM (T:0.10MM) ARRUELA CALCO (T:0.10MM)		1	UR
	61A-45567-10	SHIM (T:0.12MM) ARRUELA CALCO (T:0.12MM)		1	UR
	61A-45567-20	SHIM (T:0.15MM) ARRUELA CALCO (T:0.15MM)		1	UR
	61A-45567-30	SHIM (T:0.18MM) ARRUELA CALCO (T:0.18MM)		1	UR
	61A-45567-40	SHIM (T:0.30MM) ARRUELA CALCO (T:0.30MM)		1	UR
	61A-45567-50	SHIM (T:0.40MM) ARRUELA CALCO (T:0.40MM)		1	UR
	61A-45567-60	SHIM (T:0.50MM) ARRUELA CALCO (T:0.50MM)		1	UR
8	663-44366-00	DAMPER, WATER SEAL 2 AMORTIZADOR DE BORRACHA 2		1	
9	90340-08002	PLUG, STRAIGHT SCREW TAMPAO DO DRENO		1	
10	688-45341-10	PLUG, DRAIN TAMPAO DE ESGOTO		1	
11	90430-08020	GASKET GAXETA		2	
12	61A-45376-00	GUIDE, SEAL DAMPER GUIA DE AMORTIZADOR DE VEDACAO		1	
13	65N-45321-00	PLATE PLACA		1	
14	93210-33M49	O-RING ANEL DE BORRACHA		1	
15	93106-09014	OIL SEAL RETENTOR DE OLEO		1	
16	6P3-44150-00	SHIFT CAM ASSY CAME DE MUDANCA CONJ.		1	
17	99001-08600	CIRCLIP ANEL TRAVA		1	
18	90501-11M10	SPRING, COMPRESSION MOLA DE COMPRESSAO		1	
19	61A-44311-01	HOUSING, WATER PUMP ALOJAMENTO DA BOMBA D'AGUA		1	
20	61A-44322-02	INSERT, CARTRIDGE INSERTO DA BOMBA D'AGUA		1	
21	93210-86M38	O-RING ANEL DE BORRACHA		1	

FIG. 33 LOWER CASING & DRIVE 3

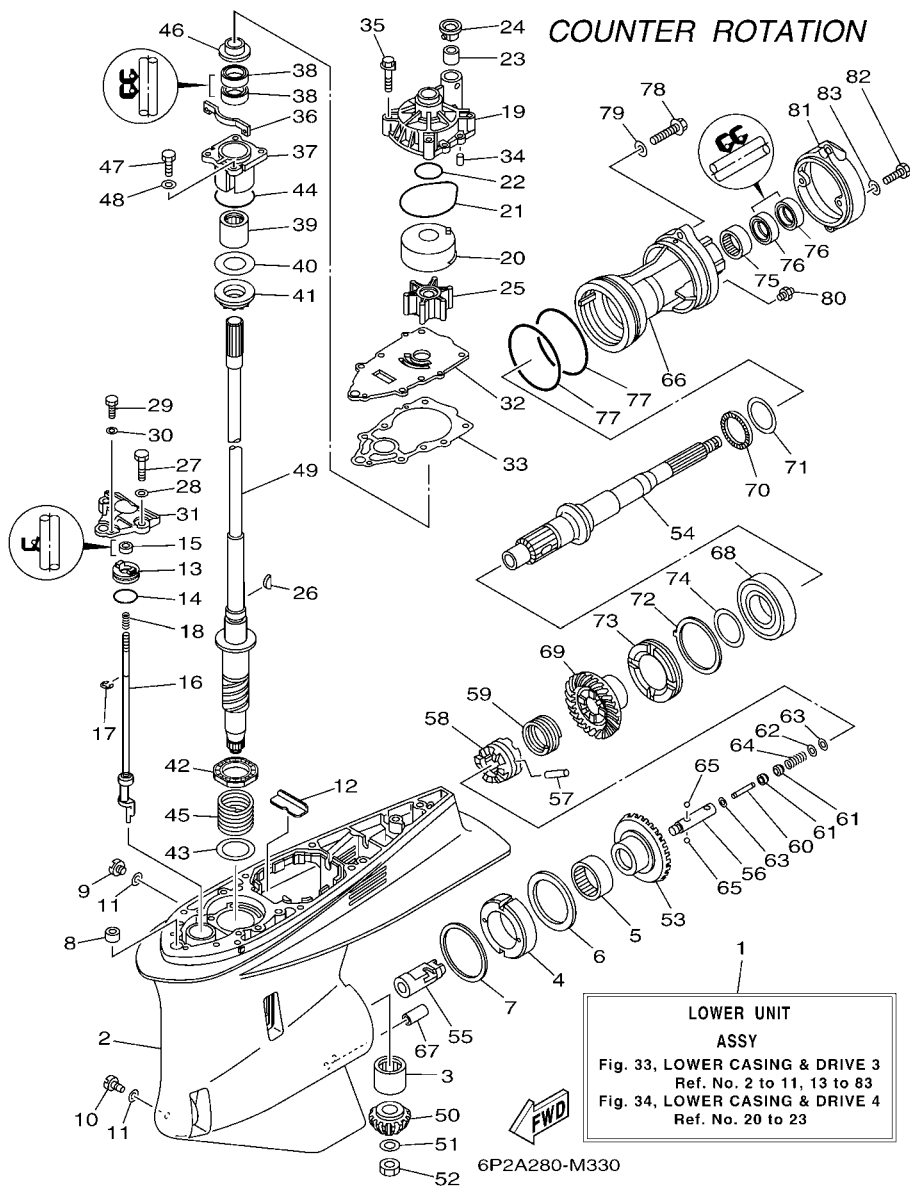
CARCACA INF. E TRANSMISSAO 3



REF. NO.	PART NO. No. PEÇA	DESCRIPTION DESCRIÇÃO	6F2B	6F3B	REMARKS OBSERVAÇÕES
22	93210-37160	O-RING ANEL DE BORRACHA		1	
23	6E5-44365-00	DAMPER, WATER SEAL 1 AMORTIZADOR DE BORRACHA 1		1	
24	6E5-44312-00	COVER, WATER PUMP HOUSING TAMPA DA BOMBA D'AGUA		1	
25	6E5-44352-01	IMPELLER IMPULSOR		1	
26	90280-04M05	KEY, WOODRUFF CHAVETA MEIA LUA		1	
27	97095-08030	BOLT PARAFUSO		2	
28	92995-08600	WASHER ARRUELA		2	
29	97095-06016	BOLT PARAFUSO		1	
30	92995-06600	WASHER ARRUELA		1	
31	60X-44312-00	COVER, WATER PUMP HOUSING TAMPA DA BOMBA D'AGUA		1	
32	6P2-44323-00	OUTER PLATE, CARTRIDGE PLACA DA EXTERNA DA BOMBA		1	
33	60X-44315-A0	GASKET, WATER PUMP GAXETA DA BOMBA D'AGUA		1	
34	93606-12019	PIN, DOWEL PINO GUIA		2	
35	90119-08M14	BOLT, WITH WASHER PARAFUSO COM ARRUELA		4	
36	6P2-45723-00	PLATE, SEAL PLACA DO VEDADOR		1	
37	6P2-45331-00-9S	HOUSING, BEARING ALOJAMENTO DO ROLAMENTO		1	
38	93101-28M16	OIL SEAL RETENTOR DE OLEO		2	
39	93317-330U2	BEARING ROLAMENTO		1	
40	61A-45587-00	SHIM (T:0.10MM) ARRUELA CALCO (T:0.10MM)		1	UR
	61A-45587-10	SHIM (T:0.12MM) ARRUELA CALCO (T:0.12MM)		1	UR
	61A-45587-20	SHIM (T:0.15MM) ARRUELA CALCO (T:0.15MM)		1	UR
	61A-45587-30	SHIM (T:0.18MM) ARRUELA CALCO (T:0.18MM)		1	UR
	61A-45587-40	SHIM (T:0.30MM) ARRUELA CALCO (T:0.30MM)		1	UR
	61A-45587-50	SHIM (T:0.40MM) ARRUELA CALCO (T:0.40MM)		1	UR
	61A-45587-60	SHIM (T:0.50MM) ARRUELA CALCO (T:0.50MM)		1	UR
41	93341-93020	BEARING ROLAMENTO		1	
42	93341-34019	BEARING ROLAMENTO		1	

FIG. 33 LOWER CASING & DRIVE 3

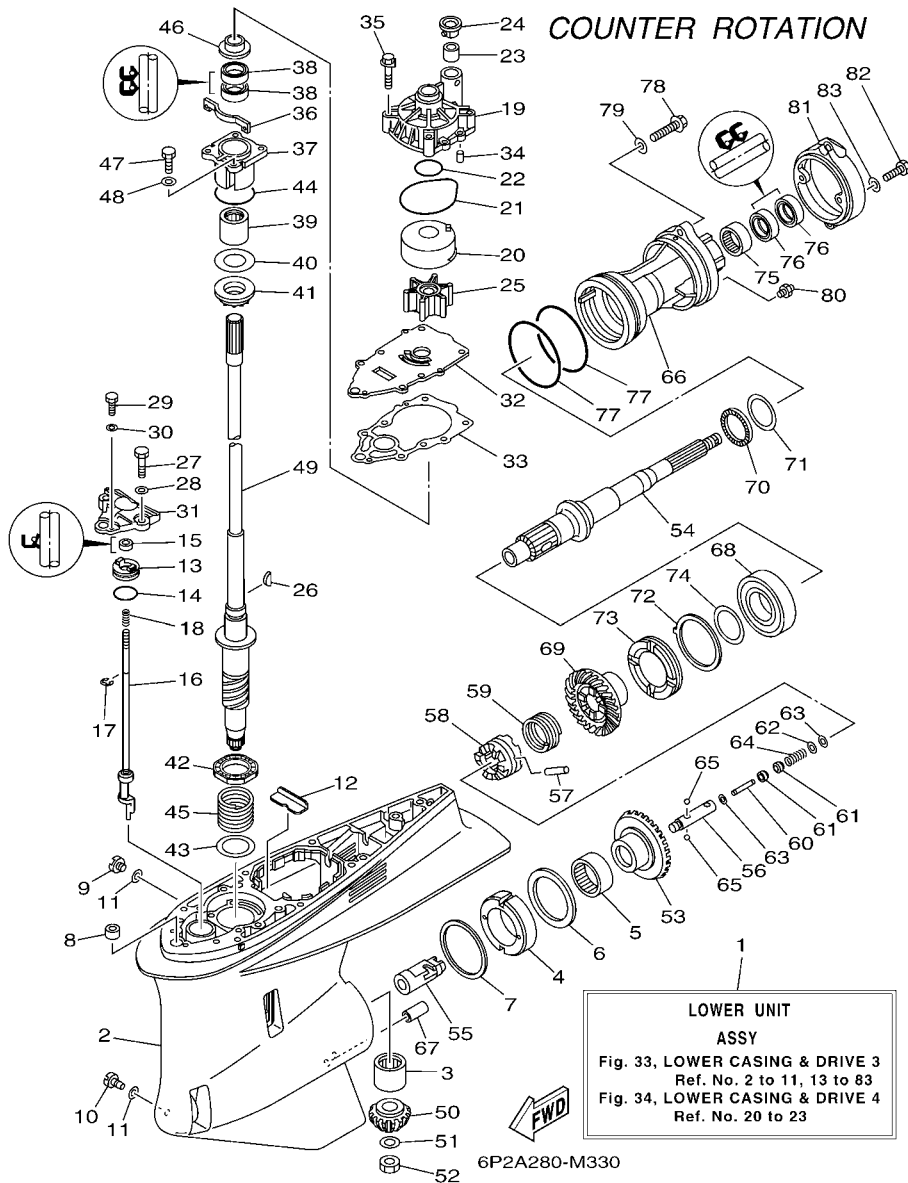
CARCACA INF. E TRANSMISSAO 3



REF. NO.	PART NO. No. PEÇA	DESCRIPTION DESCRIÇÃO	6P2B	6P3B	REMARKS OBSERVAÇÕES
43	90201-42014	WASHER, PLATE ARRUELA PLANA		1	
44	93210-55M14	O-RING ANEL DE BORRACHA		1	
45	90501-450A2	SPRING, COMPRESSION MOLA DE COMPRESSAO		1	
46	6E5-45344-00	COVER, OIL SEAL TAMPA DO RETENTOR DE OLEO		1	
47	97095-08025	BOLT PARAFUSO		4	
48	92995-08600	WASHER ARRUELA		4	
49	6P2-45501-01	DRIVE SHAFT COMP. EIXO DE DIRECIONAL COMPL.		1	X(25.3") X(25.3")
50	6P2-45551-02	PINION (15T) PINHAO (13D)		1	
51	90201-16M00	WASHER, PLATE ARRUELA PLANA		1	
52	90170-16M19	NUT PORCA		1	
53	6P3-45560-00	GEAR 1 (30T) ENGRENAGEM 1 (30D)		1	
54	69K-45611-00	SHAFT, PROPELLER EIXO DA HELICE		1	
55	61B-45641-01	SHIFTER ALTERADOR DE MUDANCA		1	
56	61A-45634-01	SLIDE, SHIFT LAMINA DE MUDANCA		1	
57	61A-45632-00	PIN, CROSS PINO DE ACO		1	
58	69J-45631-00	CLUTCH, DOG ENGATE DA ENGRENAGEM		1	
59	61A-45633-00	RING, CROSS PIN ANEL DE FIXACAO DO PINHAO		1	
60	6H1-45668-00	SHAFT, FREE 1 EIXO DE LIVRE 1		1	
61	61A-45635-00	PLUNGER, SHIFT ACIONADOR DE MUDANCA		2	
62	90201-02M00	WASHER, PLATE ARRUELA PLANA		1	
63	90183-02M03	NUT, SPRING PORCA MOLA		2	
64	90501-10M77	SPRING, COMPRESSION MOLA DE COMPRESSAO		1	
65	93501-04011	BALL ESFERA		2	
66	6D1-45332-00-CA	HOUSING, BEARING ALOJAMENTO DO ROLAMENTO		1	
67	99590-10114	PIN, DOWEL PINO GUIA		1	
68	93332-00048	BEARING ROLAMENTO		1	
69	6P3-45571-01	GEAR 2 (30T) ENGRENAGEM FRONTAL 2 (30D)		1	

FIG. 33 LOWER CASING & DRIVE 3

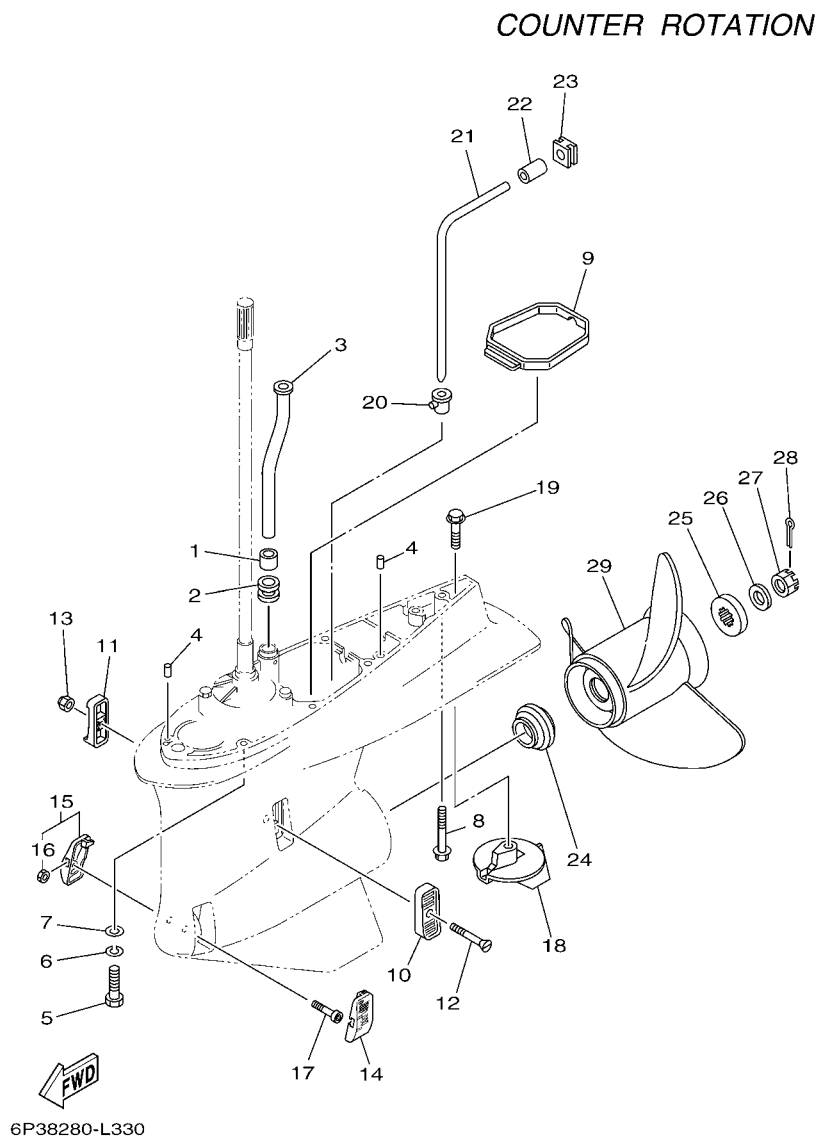
CARCACA INF. E TRANSMISSAO 3



REF. NO.	PART NO. No. PEÇA	DESCRIPTION DESCRIÇÃO	6P2B	6P3B	REMARKS OBSERVAÇÕES
70	93341-440U5	BEARING ROLAMENTO		1	
71	6K1-45578-01	SHIM (T:0.10MM) ARRUELA CALCO (T:0.10MM)		1	UR UR
	6K1-45578-10	SHIM (T:0.12MM) ARRUELA CALCO (T:0.12MM)		1	UR UR
	6K1-45578-20	SHIM (T:0.15MM) ARRUELA CALCO (T:0.15MM)		1	UR UR
	6K1-45578-30	SHIM (T:0.18MM) ARRUELA CALCO (T:0.18MM)		1	UR UR
	6K1-45578-40	SHIM (T:0.30MM) ARRUELA CALCO (T:0.30MM)		1	UR UR
	6K1-45578-50	SHIM (T:0.40MM) ARRUELA CALCO (T:0.40MM)		1	UR UR
	6K1-45578-60	SHIM (T:0.50MM) ARRUELA CALCO (T:0.50MM)		1	UR UR
72	61B-45383-00	WASHER, CLAW ARRUELA		1	
73	69K-45384-00	NUT PORCA		1	
74	69K-45577-00	SHIM (T:0.10MM) ARRUELA CALCO (T:0.10MM)		1	UR UR
	69K-45577-10	SHIM (T:0.12MM) ARRUELA CALCO (T:0.12MM)		1	UR UR
	69K-45577-20	SHIM (T:0.15MM) ARRUELA CALCO (T:0.15MM)		1	UR UR
	69K-45577-30	SHIM (T:0.18MM) ARRUELA CALCO (T:0.18MM)		1	UR UR
	69K-45577-40	SHIM (T:0.30MM) ARRUELA CALCO (T:0.30MM)		1	UR UR
	69K-45577-50	SHIM (T:0.40MM) ARRUELA CALCO (T:0.40MM)		1	UR UR
	69K-45577-60	SHIM (T:0.50MM) ARRUELA CALCO (T:0.50MM)		1	UR UR
75	93315-43064	BEARING ROLAMENTO		1	
76	93101-30002	OIL SEAL RETENTOR DE OLEO		2	
77	93211-04384	O-RING ANEL DE BORRACHA		2	
78	90105-08049	BOLT, FLANGE PARAFUSO FLANGE		2	
79	90201-08023	WASHER, PLATE ARRUELA PLANA		2	
80	93700-09M00	NIPPLE, GREASE NIPLE DE GRAXA		1	
81	6D0-45361-00-8D	CAP, LOWER CASING CAPA DA RABETA INFERIOR		1	
82	97095-08020	BOLT PARAFUSO		2	
83	92995-08600	WASHER ARRUELA		2	

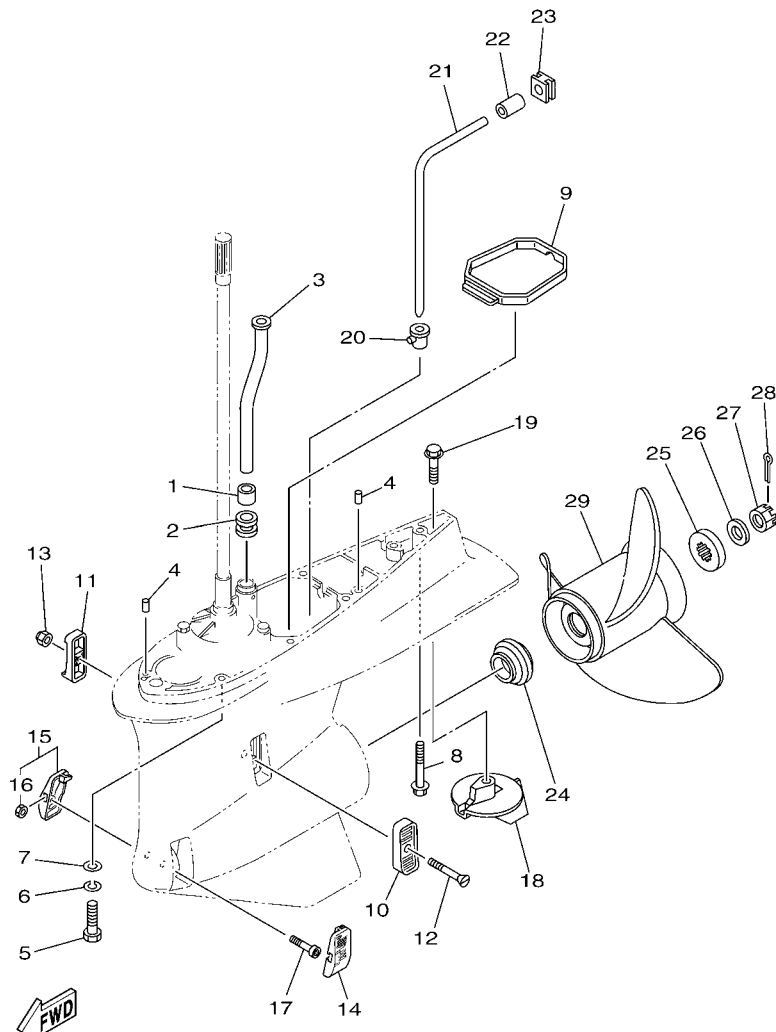
FIG. 34 LOWER CASING & DRIVE 4

CARCACA INF. E TRANSMISSAO 4



REF. NO.	PART NO. No. PEÇA	DESCRIPTION DESCRIÇÃO	6P2B	6P3B	REMARKS OBSERVAÇÕES
1	6E5-44365-00	DAMPER, WATER SEAL 1 AMORTIZADOR DE BORRACHA 1		1	
2	6E5-44366-00	DAMPER, WATER SEAL 2 AMORTIZADOR DE BORRACHA 2		1	
3	6S1-44361-02	TUBE, WATER 1 TUBO DE AGUA 1		1	X(25.3") X(25.3")
4	93608-12M05	PIN, DOWEL PINO		2	
5	97095-10045	BOLT PARAFUSO		7	X(25.3") X(25.3")
6	92995-10100	WASHER ARRUELA		7	X(25.3") X(25.3")
7	92995-10600	WASHER ARRUELA		7	X(25.3") X(25.3")
8	90119-10MA2	BOLT, WITH WASHER PARAFUSO COM ARRUELA		1	X(25.3") X(25.3")
9	6D0-45375-01	DAMPER, SEAL AMORTIZADOR DE VEDACAO		1	
10	6P2-45214-00	COVER, WATER INLET 1 TAMPA DA ENTRADA DE AGUA 1		1	
11	6P2-45215-00	COVER, WATER INLET 2 TAMPA DA ENTRADA DE AGUA 2		1	
12	90152-05M08	SCREW, COUNTERSUNK PARAFUSO TRAMBULADOR		1	
13	90185-05002	NUT, NYLON PORCA AUTOTRAVANTE		1	
14	6CE-45224-00	COVER, WATER INLET 3 TAMPA DA ENTRADA DE AGUA 3		1	
15	6CE-45225-00	COVER, WATER INLET 4 TAMPA DA ENTRADA DE AGUA 4		1	
16	90185-05002	NUT, NYLON PORCA AUTOTRAVANTE		1	
17	90110-05039	BOLT, HEXAGON SOCKET HEAD PARAFUSO HEXAGONAL INTERNO		1	
18	61A-45371-00	TAB-TRIM ESTABILIZADOR DE DIRECAO		1	
19	90105-10M00	BOLT, FLANGE PARAFUSO FLANGE		1	
20	6D0-44367-00	DAMPER, WATER SEAL 3 AMORTIZADOR DE BORRACHA 3		1	
21	6D0-44362-01	TUBE, WATER 2 TUBO DE AGUA 2		1	
22	6D0-44365-00	DAMPER, WATER SEAL 1 AMORTIZADOR DE BORRACHA 1		1	
23	6D0-44366-00	DAMPER, WATER SEAL 2 AMORTIZADOR DE BORRACHA 2		1	
24	69J-45987-00	SPACER 1 ESPACADOR 1		1	
25	688-45997-01	SPACER 2 ESPACADOR 2		1	
26	92990-18200	WASHER ARRUELA		1	
27	90171-18M04	NUT, CASTLE PORCA CASTELO		1	

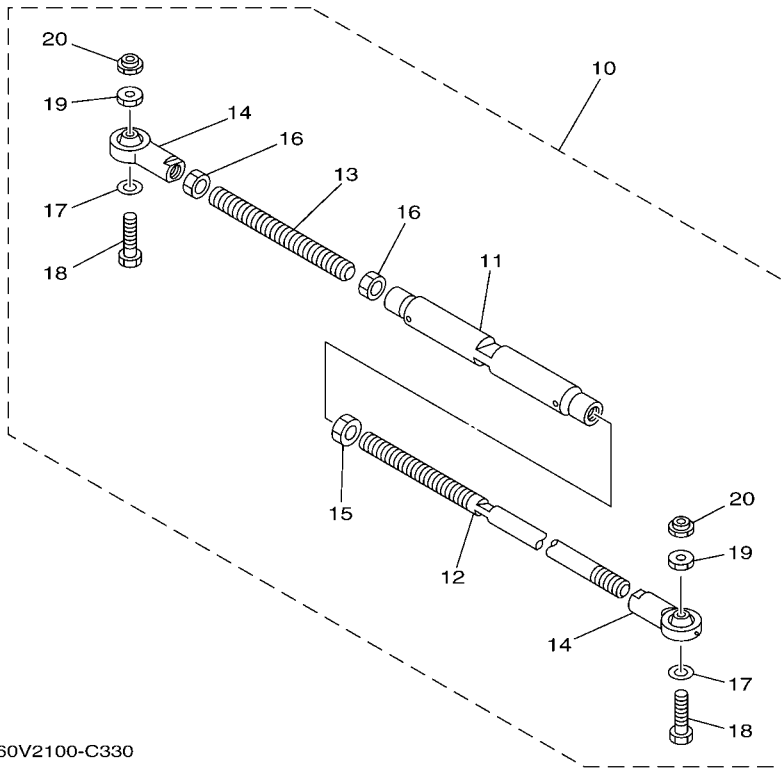
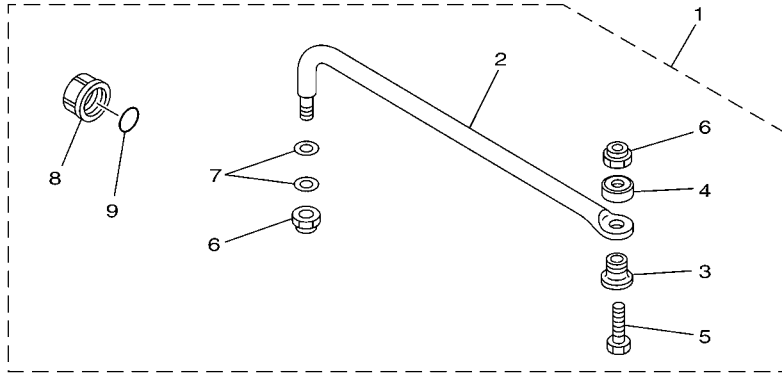
COUNTER ROTATION



6P38280-L330

FIG. 34 LOWER CASING & DRIVE 4 CARCACA INF. E TRANSMISSAO 4

REF. NO.	PART NO. No. PEÇA	DESCRIPTION DESCRIÇÃO	6P2B	6P3B	REMARKS OBSERVAÇÕES
28	91490-40030	PIN. COTTER CONTRAPINO		1	
29	6K1-45970-01	PROPELLER (3X15-1/4"X15"-ML) HELICE (3X15-1/4"X15"-ML)		1	UR UR
	6K1-45972-01	PROPELLER (3X13-3/4"X21"-ML) HELICE (3X13-3/4"X21"-ML)		1	UR UR
	6K1-45974-02	PROPELLER (3X13-3/4"X19"-ML1) HELICE (3X13-3/4"X19"-ML1)		1	UR UR
	6K1-45978-02	PROPELLER (3X13-3/4"X17"-ML1) HELICE (3X13-3/4"X17"-ML1)		1	UR UR
	61B-45972-00	PROPELLER (3X14-1/2"X21"-TL) HELICE (3X14-1/2"X21"-TL)		1	UR UR
	61B-45974-00	PROPELLER (3X14-1/2"X19"-TL) HELICE (3X14-1/2"X19"-TL)		1	UR UR
	61B-45978-00	PROPELLER (3X15"X17"-TL) HELICE (3X15"X17"-TL)		1	UR UR
	6R1-45970-A1	PROPELLER (3X15-1/4"X19"-ML) HELICE (3X15-1/4"X19"-ML)		1	UR UR
	6R1-45972-A0	PROPELLER (3X14-7/8"X21"-ML) HELICE (3X14-7/8"X21"-ML)		1	UR UR
	6R1-45974-A0	PROPELLER (3X14-1/2"X23"-ML) HELICE (3X14-1/2"X23"-ML)		1	UR UR
	6R1-45976-A0	PROPELLER (3X15-1/4"X15"-ML) HELICE (3X15-1/4"X15"-ML)		1	UR UR
	6R1-45978-A0	PROPELLER (3X15-1/4"X17"-ML) HELICE (3X15-1/4"X17"-ML)		1	UR UR
	6D1-45970-00	PROPELLER (3X15-1/4"X19"-TL) HELICE (3X15-1/4"X19"-TL)		1	UR UR
	6D1-45972-00	PROPELLER (3X15"X21"-TL) HELICE (3X15"X21"-TL)		1	UR UR
	6D1-45978-00	PROPELLER (3X15-1/2"X17"-TL) HELICE (3X15-1/2"X17"-TL)		1	UR UR



60V2100-C330

FIG. 35 STEERING GUIDE

HASTE DA DIRECAO

REF. NO.	PART NO. No. PEÇA	DESCRIPTION DESCRIÇÃO	6F2B	6F3B	REMARKS OBSERVAÇÕES
1	6E5-61350-02	STEERING GUIDE ATTACHMENT KIT KIT DA GUIA DO DIRECIONADOR	1		
2	6E5-61351-01	.ROD, STEERING LINK .HASTE DA DIRECAO	1		
3	90387-10M61	.COLLAR .ESPACADOR	1		
4	90560-12M01	.SPACER .ESPACADOR	1		
5	6E5-61355-00	.BOLT .PARAFUSO	1		
6	90185-09M01	.NUT, SELF-LOCKING .PORCA AUTOTRAVANTE	2		
7	90201-10M20	.WASHER, PLATE .ARRUELA PLANA	2		
8	6E5-43145-01	.CAP CLAMP BRACKET .CAPA DA PORCA DA VARETA	1		
9	93210-16275	.O-RING .ANEL DE BORRACHA	1		
10	6E5-61301-01	TWIN KIT (L:600-800MM) JUNCAO DUPLA (L:600-800MM)	1		
11	6E5-61313-00	.ADJUSTER .AJUSTADOR	1		
12	6E5-61311-11	.TIE BAR .BARRA SEPARADORA	1		
13	6E5-61315-00	.TIE BAR .BARRA SEPARADORA	1		
14	6E5-61303-00	.STEERING AXLE COMP. .EIXO DO DIRECIONADOR COMP.	2		
15	90170-14M06	.NUT .PORCA	1		
16	95380-14700	.NUT .PORCA	2		
17	90201-10M76	.WASHER, PLATE .ARRUELA PLANA	2		
18	90101-09M70	.BOLT .PARAFUSO	2		
19	90170-09M05	.NUT .PORCA	2		
20	90185-09M01	.NUT, SELF-LOCKING .PORCA AUTOTRAVANTE	2		

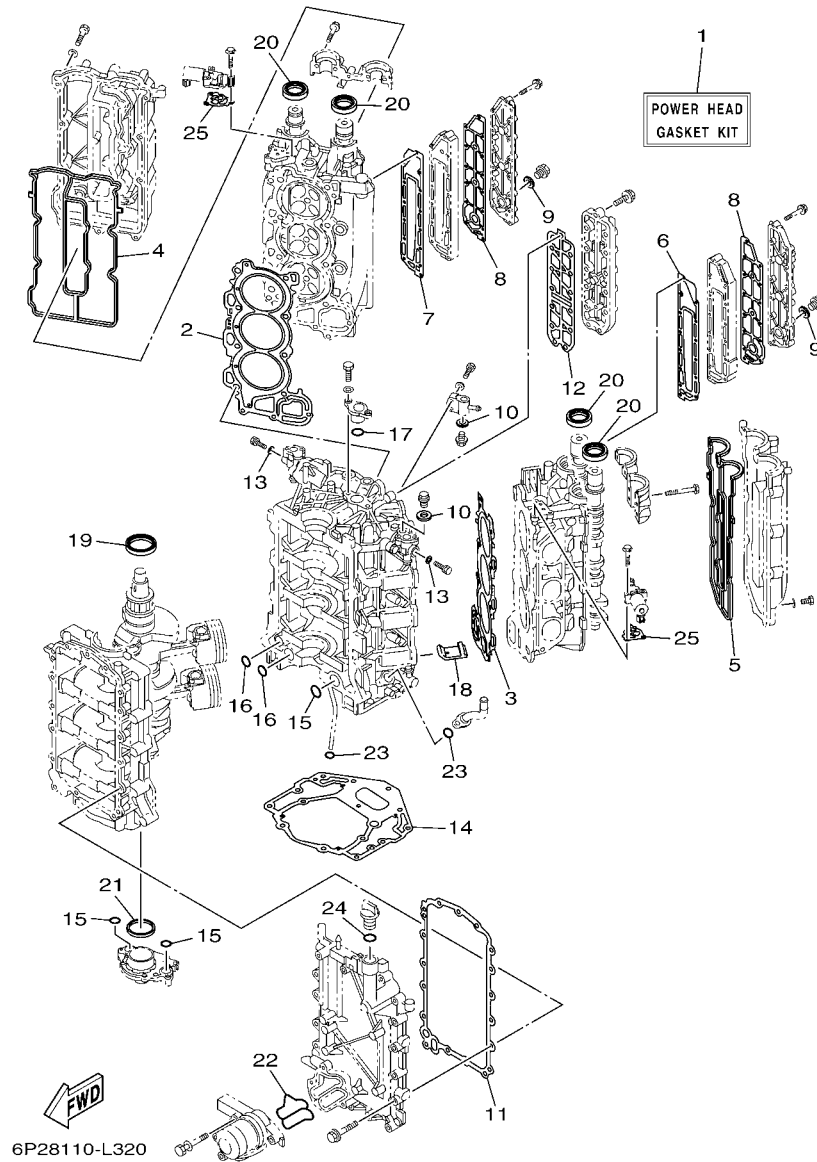


FIG. 36 REPAIR KIT 1

KIT DE REPARO 1

REF. NO.	PART NO. No. PEÇA	DESCRIPTION DESCRIÇÃO	6P2B	6P3B	REMARKS OBSERVAÇÕES
1	6P2-W0001-02	POWER HEAD GASKET KIT KIT DE GAXETAS DO CABECOTE	1	1	
2	6P2-11181-00	.GASKET, CYLINDER HEAD 1 .GAXETA, CABECOTE DO CILINDRO 1	1	1	
3	6P2-11182-00	.GASKET, CYLINDER HEAD 2 .GAXETA CABECOTE DO CILINDRO 2	1	1	
4	6P2-11193-00	.GASKET, HEAD COVER 1 .GAXETA DA TAMPA DO CABECOTE 1	1	1	
5	6P2-11194-00	.GASKET, HEAD COVER 2 .GAXETA DO CABECOTE DO CILINDRO	1	1	
6	6P2-41112-00	.GASKET, EXHAUST INNER COVER .GAXETA TAMPA INTERNA DO ESCAPE	1	1	
7	6P2-41122-00	.GASKET, EXHAUST INNER COVER .GAXETA TAMPA INTERNA DO ESCAPE	1	1	
8	6P2-41114-00	.GASKET, EXHAUST OUTER COVER .GAXETA TAMPA EXTERNA DO ESCAPE	2	2	
9	90430-18130	.GASKET .GAXETA	2	2	
10	90430-14115	.GASKET .GAXETA	2	2	
11	69J-15451-00	.GASKET, CRANKCASE COVER 1 .GAXETA DA TAMPA DA CARCACA 1	1	1	
12	6P2-1131B-00	.GASKET, COVER .GAXETA DA TAMPA	1	1	
13	90430-05002	.GASKET .GAXETA	2	2	
14	69J-11351-11	.GASKET, CYLINDER .GAXETA DO CILINDRO	1	1	
15	93210-25552	.O-RING .ANEL DE BORRACHA	3	3	
16	93210-19MJ1	.O-RING .ANEL DE BORRACHA	2	2	
17	93210-25647	.O-RING .ANEL DE BORRACHA	1	1	
18	69J-14664-00	.GROMMET, WATER SHUT .ILHO	2	2	
19	93102-63004	.OIL SEAL .RETENTOR DE OLEO	1	1	
20	93102-38008	.OIL SEAL .RETENTOR DE OLEO	4	4	
21	69J-11355-00	.SEAL, CYLINDER 1 .VEDACAO DO CILINDRO 1	1	1	
22	6P2-13477-00	.GASKET .GAXETA	1	1	
23	93210-19MJ3	.O-RING .ANEL DE BORRACHA	2	2	
24	93210-24M79	.O-RING .ANEL DE BORRACHA	1	1	
25	6CB-1242F-00	.GASKET, FILTER .GAXETA DO FILTRO	2	2	

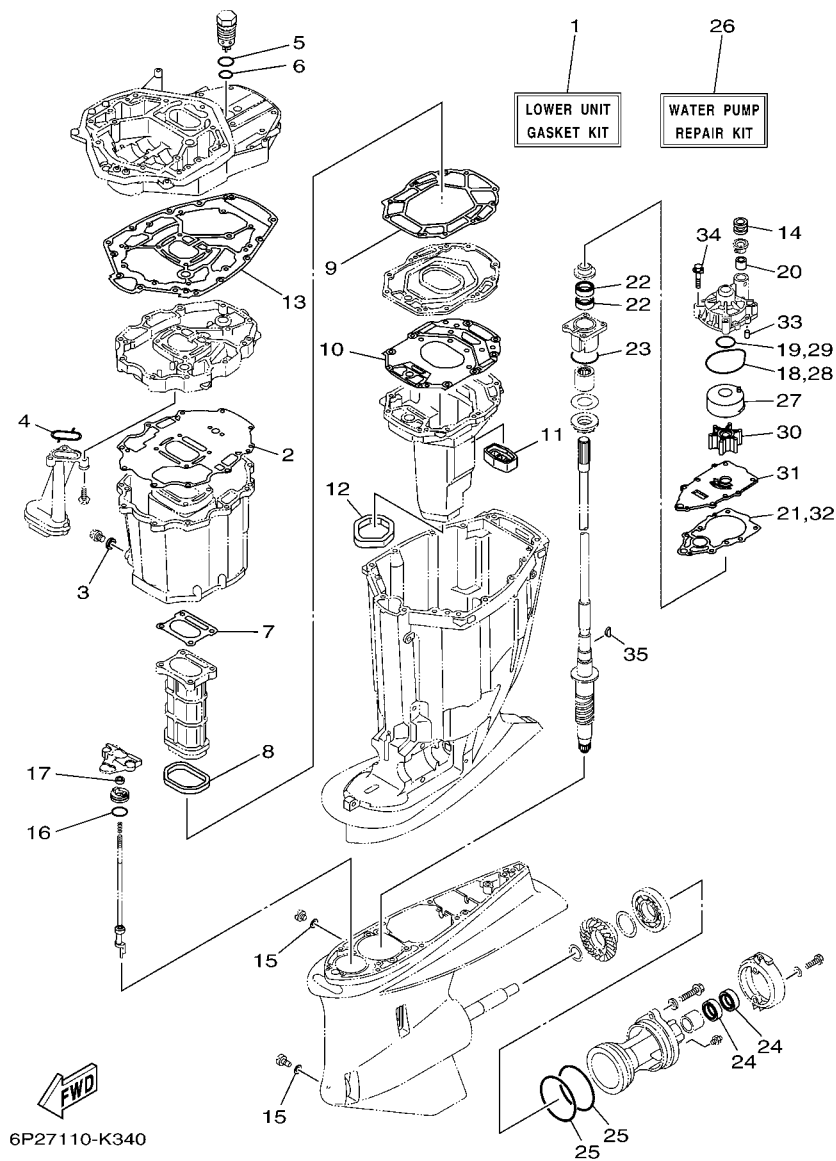


FIG. 37 REPAIR KIT 2

KIT DE REPARO 2

REF. NO.	PART NO. No. PEÇA	DESCRIPTION DESCRIÇÃO	6P2B	6P3B	REMARKS OBSERVAÇÕES
1	6P2-W0001-30	LOWER UNIT GASKET KIT KIT DE GAXETAS UNIDADE INF.	1	1	
2	69J-15312-01	.GASKET, OIL PAN .GAXETA DA CAPA DO OLEO	1	1	
3	90430-14M09	.GASKET .GAXETA	1	1	
4	69J-13415-00	.SEAL, OIL STRAINER .VEDACAO DO FILTRADOR DE OLEO	1	1	
5	93210-347A1	.O-RING .ANEL DE BORRACHA	1	1	
6	93210-28543	.O-RING .ANEL DE BORRACHA	1	1	
7	6P2-41134-00	.GASKET, EXHAUST MANIFOLD .GAXETA DO MULTIPLO DE ESCAPE	1	1	
8	69J-41138-00	.SEAL, EXT. 1 .VEDACAO DO ESCAPE 1	1	1	
9	69J-41135-A0	.GASKET, EXHAUST MANIFOLD .GAXETA DO MULTIPLO DE ESCAPE	1	1	
10	6S1-41136-00	.GASKET, EXHAUST MANIFOLD 4 .GAXETA DO MULTIPLO DE ESCAPE 4	1	1	
11	69J-45127-00	.SEAL .RETENTOR DE BORRACHA	1	1	
12	69J-45123-00	.GASKET, MUFFLER .GAXETA DO SILENCIADOR	1	1	
13	69J-45113-20	.GASKET, UPPER CASING .GAXETA DA CAIXA SUPERIOR	1	1	
14	6E5-44366-00	.DAMPER, WATER SEAL 2 .AMORTIZADOR DE BORRACHA 2	1	1	
15	90430-08020	.GASKET .GAXETA	2	2	
16	93210-33M49	.O-RING .ANEL DE BORRACHA	1	1	
17	93106-09014	.OIL SEAL .RETENTOR DE OLEO	1	1	
18	93210-86M38	.O-RING .ANEL DE BORRACHA	1	1	
19	93210-37160	.O-RING .ANEL DE BORRACHA	1	1	
20	6E5-44365-00	.DAMPER, WATER SEAL 1 .AMORTIZADOR DE BORRACHA 1	1	1	
21	60X-44315-A0	.GASKET, WATER PUMP .GAXETA DA BOMBA D'AGUA	1	1	
22	93101-28M16	.OIL SEAL .RETENTOR DE OLEO	2	2	
23	93210-55M14	.O-RING .ANEL DE BORRACHA	1	1	
24	93101-30002	.OIL SEAL .RETENTOR DE OLEO	2	2	
25	93211-04384	.O-RING .ANEL DE BORRACHA	2	2	
26	6P2-W0078-00	WATER PUMP REPAIR KIT JOGO DE REPARO DA BOMBA D'AGUA	1	1	
27	61A-44322-02	.INSERT, CARTRIDGE .INSERTO DA BOMBA D'AGUA	1	1	

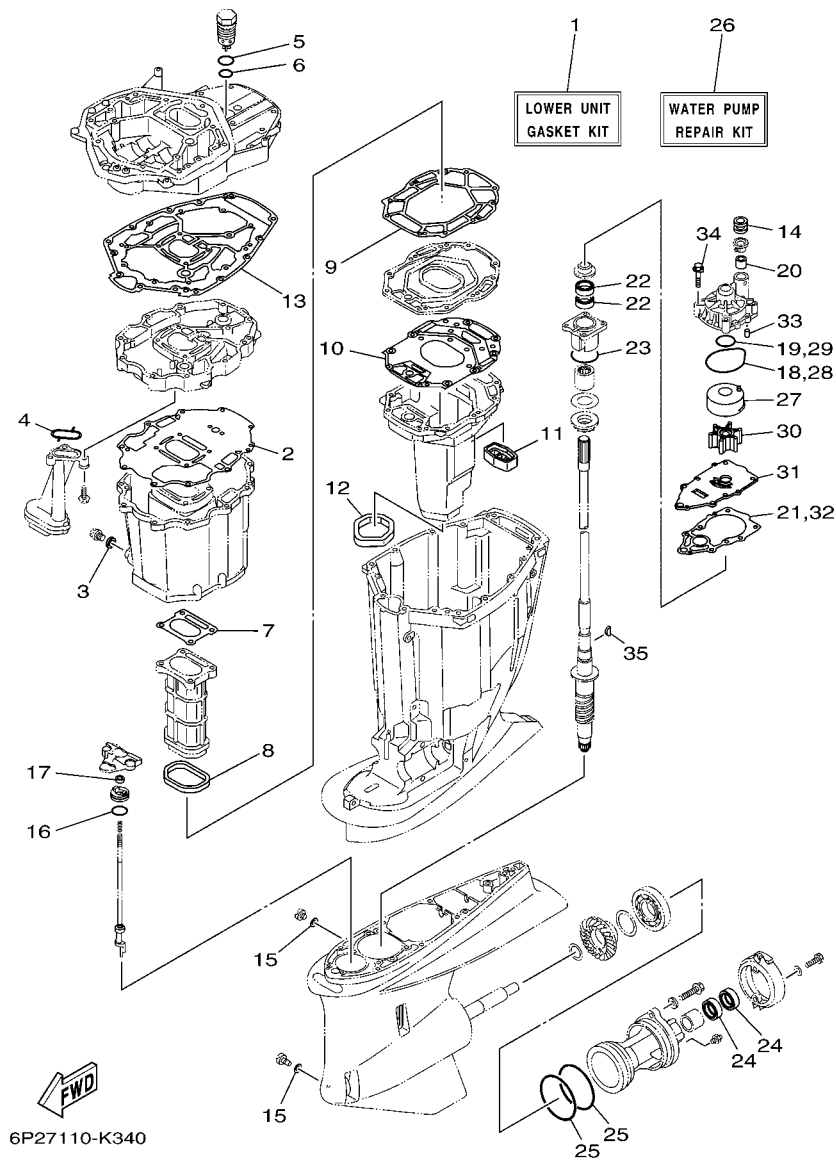


FIG. 37 REPAIR KIT 2

KIT DE REPARO 2

REF. NO.	PART NO. No. PEÇA	DESCRIPTION DESCRIÇÃO	6P2B	6P3B	REMARKS OBSERVAÇÕES
28	93210-86M38	.O-RING .ANEL DE BORRACHA	1	1	
29	93210-37160	.O-RING .ANEL DE BORRACHA	1	1	
30	6E5-44352-01	.IMPELLER .IMPULSOR	1	1	
31	6P2-44323-00	.OUTER PLATE, CARTRIDGE .PLACA DA EXTERNA DA BOMBA	1	1	
32	60X-44315-A0	.GASKET, WATER PUMP .GAXETA DA BOMBA D'AGUA	1	1	
33	93606-12019	.PIN, DOWEL .PINO GUIA	2	2	
34	90119-08M14	.BOLT, WITH WASHER .PARAFUSO COM ARRUELA	4	4	
35	90280-04M05	.KEY, WOODRUFF .CHAVETA MEIA LUA	1	1	

NUMERICAL INDEX
ÍNDICE NUMÉRICO

PART NO. No. PEÇA	REF. NO.	PART NO. No. PEÇA	REF. NO.	PART NO. No. PEÇA	REF. NO.	PART NO. No. PEÇA	REF. NO.	PART NO. No. PEÇA	REF. NO.	PART NO. No. PEÇA	REF. NO.	PART NO. No. PEÇA	REF. NO.
6P2-11110-10-9S	5 - 2	6P2-11416-20	4 - 4	6R3-12581-00	23 - 14	6P2-13641-00	8 - 13	63P-14567-00	13 - 21	6P2-24313-30	15 - 18		
69J-11119-00	3 - 13	6P2-11417-00	4 - 5	6R3-12582-00	23 - 15	6P2-13642-00	8 - 16	68V-14592-10	13 - 35	6P2-24314-00	15 - 2		
6P2-11119-00	6 - 16	6P2-11417-10	4 - 5	6R3-12583-00	23 - 16	6P2-13645-00	8 - 14	69J-14624-01	29 - 46	61A-24316-00	9 - 20		
6P2-1111E-00	6 - 17	6P2-11417-20	4 - 5	6P2-12615-00	7 - 22		8 - 17	69J-14664-00	3 - 46	6AW-24317-20	14 - 5		
6P2-11120-10-9S	5 - 10	6AW-11426-01	4 - 6	6P2-12623-00	7 - 19	6P2-13646-00	8 - 15		36 - 18	6AW-24323-20	14 - 3		
6S5-11133-10	5 - 3	6AW-11427-01	4 - 7	6P2-12645-20	7 - 18	6P2-13647-00	8 - 18	69J-14711-21-9S	29 - 23	6AW-24324-20	14 - 4		
	5 - 11	6CB-11478-00	4 - 2	6P2-12663-00	7 - 20	6P2-13711-00	10 - 3	6P2-14752-00	9 - 19	6E5-24351-51	16 - 3		
6P2-11135-00	5 - 35	6P2-11537-01	7 - 17	6S5-12858-00	3 - 48	69J-13716-00	13 - 22	6P2-1475A-10	11 - 5	6Y2-24360-60	16 - 5		
6P2-11181-00	5 - 22	6P2-11590-01	7 - 25	6CB-13016-00	1 - 10	6P2-13750-10	10 - 1	6P2-1475E-00	11 - 6	6CE-24376-00	9 - 3		
	36 - 2	63P-11603-01	4 - 12		13 - 5	6P2-13751-01	10 - 2	6P2-1475F-00	11 - 8	6P2-24376-00	11 - 20		
6P2-11182-00	5 - 27	63P-11604-00	4 - 12	6AW-13119-00	30 - 14	6P2-13758-00	11 - 14	6P2-1475G-00	11 - 9	6R3-24377-00	15 - 23		
	36 - 3	6P2-11631-10-9S	4 - 11	6AW-13132-00	13 - 26	6P2-13761-10	12 - 3	68V-1475H-00	13 - 13	6R3-24377-10	15 - 4		
6P2-11191-00-9S	5 - 34	63P-11633-10	4 - 13	6P2-13160-10	12 - 1		12 - 8	68V-1475J-00	13 - 14	688-24378-00	9 - 21		
6P2-11192-00-9S	5 - 43	63P-11634-00	4 - 14	6P2-13161-00	12 - 2	6AW-13781-00	13 - 30	6CB-14984-00	1 - 12		9 - 22		
6P2-11193-00	5 - 38	6P2-11635-10	4 - 11	6P2-13170-10	12 - 6	6AW-13784-00	13 - 33		13 - 39		9 - 23		
	36 - 4	6P2-11650-00	4 - 8	6P2-13171-00	12 - 7	6CB-13906-01	13 - 8	6CB-14985-00	13 - 27		9 - 24		
6P2-11194-00	5 - 44	63P-11654-10	4 - 9	6P2-13300-00	30 - 12	6P2-13907-30	13 - 24	6P2-15100-10	3 - 2		9 - 25		
	36 - 5	6P2-11656-00	4 - 10	69J-13329-01	30 - 13	63P-13915-00	1 - 11	6P2-15142-00	5 - 41		11 - 17		
69J-11301-00	5 - 16	6P2-11656-10	4 - 10	69J-13411-00	30 - 8		13 - 25	6P2-15143-00	5 - 47	69J-24378-00	2 - 17		
69J-11313-00	3 - 42	6P2-11656-20	4 - 10	69J-13415-00	30 - 10	6P2-13973-30	14 - 9	6P2-15187-00	3 - 5	6CE-24378-00	3 - 32		
6P2-1131B-00	3 - 18	6P2-12111-10	7 - 1		37 - 4	6P2-13974-30	14 - 10	69J-15311-10-CA	30 - 1	6E5-24378-00	14 - 8		
	36 - 12	6CB-12113-00	7 - 4	69J-13440-03	1 - 4	6C5-1410B-00	12 - 4	69J-15312-01	29 - 48	6E5-24379-00	23 - 10		
6P2-1131C-00-9S	3 - 15	51Y-12119-00	7 - 7		3 - 47		12 - 9		37 - 2	68V-24379-10	13 - 11		
6E5-11325-00	1 - 1	6P2-12121-10	7 - 2	6P2-13446-00-9S	3 - 49	69J-14137-00	14 - 6	69J-15316-00	29 - 33	6CB-24410-00	13 - 31		
	1 - 8	6P2-12171-10	7 - 9	67F-13448-00	2 - 16	6CB-14146-00	13 - 10	6P2-15362-10	30 - 19	6P2-24419-00	8 - 8		
	1 - 15	6P2-12172-10	7 - 13	6P2-13477-00	3 - 50	6P2-14149-00	14 - 2	6G8-15363-00	3 - 52	6P2-24422-10	8 - 6		
	3 - 16	6P2-12181-10	7 - 11		36 - 22	6P2-14159-00	10 - 13	6P2-15373-01	8 - 19	6CB-24452-10	13 - 18		
	6 - 9	6P2-12182-10	7 - 15	6P2-13532-10	11 - 3	69J-14164-00	10 - 22	6P2-15377-10	30 - 20	69J-24453-00	13 - 34		
	19 - 10	69J-12233-00	29 - 10	6P2-13533-00	11 - 2	6P2-14180-41	13 - 1	6P2-15411-01-9S	3 - 8	6CB-24460-10	13 - 4		
6P2-11325-00	1 - 7	6P2-1240H-00-9S	3 - 22	6P2-13545-00	11 - 7	6AW-14181-11	13 - 15	69J-15451-00	3 - 9	6P3-24469-00	15 - 9		
	6 - 8	6P3-1240H-00-9S	3 - 61	6P2-13546-00	11 - 10	6AW-14182-21	13 - 2		36 - 11	6CB-24482-00	13 - 20		
6P3-11325-00	1 - 3	67F-12411-01	1 - 2	6P2-13547-00	11 - 18	6P2-14191-00	13 - 16	6P2-15481-00	3 - 6	6AW-24491-10	13 - 32		
	3 - 24		3 - 20	6P2-13548-10	11 - 19	68V-14216-00	13 - 12	6P2-15512-00	7 - 26	6CB-24492-00	13 - 36		
	3 - 63	67F-12412-00	3 - 21	6P2-13556-00	10 - 4	6CB-14216-00	13 - 6	69J-15761-00	30 - 2	6CB-24501-01	1 - 9		
67F-11325-01	1 - 5	6CB-1242F-00	6 - 22	6P2-13557-00	10 - 5	6CB-14239-00	13 - 17	6P2-2134X-00	10 - 14		13 - 3		
	5 - 17		36 - 25	6P2-13564-00	8 - 3	6P2-14255-00	10 - 12	6E5-21744-00	9 - 7	6P3-24519-00	15 - 10		
67F-11328-00	5 - 18	6P2-1243A-00	3 - 29	6P2-13573-00	10 - 11	6P2-14349-00	11 - 1		11 - 16	6P3-24560-03	15 - 6		
69J-11351-11	3 - 39	6P2-1243E-00	3 - 30	6P2-13574-00	10 - 21	68V-14356-00	10 - 24	6P2-24135-00	11 - 12	6P3-24562-03	15 - 8		
	36 - 14	6P2-1243F-00	3 - 31	68V-13577-00	14 - 7	6P2-14360-00	10 - 6	6P2-24136-00	11 - 13	6P3-24563-01	1 - 13		
69J-11355-00	30 - 16	6P2-12481-12	9 - 34		14 - 13	6P2-14386-00	13 - 37	6P2-24137-00	11 - 15		15 - 7		
	36 - 21	6P2-12482-00	9 - 6	6P2-13577-00	12 - 5	6P2-1441J-00	8 - 22	6P2-2416A-00	11 - 11	6P3-24564-00	1 - 14		
6AW-11371-10	29 - 7	6P2-12483-00	9 - 8		12 - 10	6CB-14429-01	13 - 19	6P2-24170-00	10 - 19		15 - 11		
676-11372-00	5 - 5	6P2-12484-01	9 - 2	6P2-13578-00	10 - 8	63P-14435-00	8 - 34	6P2-2419A-00	10 - 15	6P2-24566-11	15 - 12		
6P2-11372-00	8 - 25	6P2-12485-00	9 - 16	6P2-13588-00	10 - 7	6P2-14440-00	8 - 21	6CB-24217-10	13 - 7	6CB-24592-00	13 - 38		
6P2-11377-00	8 - 30	6P2-1248A-00	9 - 17	6CB-13593-00	13 - 23	6CB-1447B-00	13 - 29	6P2-24300-00	14 - 12	68V-2481H-00	10 - 25		
6P2-11410-10	4 - 1	6P2-1248E-00	9 - 18	6P2-13594-00	8 - 4	6P2-14496-00	10 - 9	6AW-24300-10	14 - 11	69J-28100-01	15 - 24		
6P2-11416-00	4 - 4	6P2-12491-00	19 - 7	6P2-13595-00	11 - 4	6CB-14546-00	13 - 28	6Y2-24307-50	16 - 1	67F-2812A-00	19 - 40		
6P2-11416-10	4 - 4	68T-12572-00	23 - 13	69J-13631-00	30 - 15	6CB-14564-00	13 - 9	6H4-24311-00	6 - 27	69J-41111-01-9S	6 - 1		

NUMERICAL INDEX
ÍNDICE NUMÉRICO

PART NO. No. PEÇA	REF. NO.	PART NO. No. PEÇA	REF. NO.	PART NO. No. PEÇA	REF. NO.	PART NO. No. PEÇA	REF. NO.	PART NO. No. PEÇA	REF. NO.	PART NO. No. PEÇA	REF. NO.
6P2-41112-00	6 - 5	6H1-42726-21	22 - 13	69J-4381C-00	27 - 30	69J-43881-01	28 - 11	6D0-44365-00	32 - 22	6P2-45300-41-8D	31 - 1
	36 - 6	61A-42727-00	22 - 15		27 - 35	69J-43882-00	28 - 8		34 - 22	6P3-45300-41-8D	33 - 1
69J-41113-02-9S	6 - 3	6P2-42738-00-8D	22 - 2	69J-4381J-00	27 - 63	6H1-43883-00	27 - 43	6E5-44365-00	31 - 21	6P2-45301-10-8D	31 - 2
6P2-41114-00	6 - 7	69J-42741-00-8D	23 - 1	69J-43820-01	27 - 70	69J-43886-00	28 - 7		32 - 1		33 - 2
	36 - 8	6P2-42743-00	22 - 47	61A-43821-01	27 - 69	69J-43888-00	28 - 17		33 - 23	69J-45318-01	29 - 36
69J-41121-01-9S	6 - 2	6H4-42748-00	22 - 6	61A-43822-00	27 - 68	69J-4388E-01	27 - 23		34 - 1	65N-45321-00	31 - 11
6P2-41122-00	6 - 6	68F-42753-00	22 - 54	69J-43828-00	28 - 16	69J-4388F-00	28 - 14		37 - 20		33 - 13
	36 - 7	6P2-42761-00	3 - 35	6H1-43829-00	28 - 19	69J-4388H-00	28 - 12	663-44366-00	31 - 6	6P2-45331-00-9S	31 - 35
69J-41123-02-9S	6 - 4	67F-42761-01	3 - 34	69J-4382E-00	27 - 11	69J-4388J-00	27 - 20		33 - 8		33 - 37
69J-41131-11-CA	29 - 14	6P2-42766-10	22 - 49	69J-43830-01	27 - 33	69J-43891-00	28 - 9	6D0-44366-00	32 - 23	6D0-45332-00-CA	31 - 64
69J-41132-20-9S	29 - 16	69J-42769-00	29 - 29	69J-43831-00	27 - 65	6CJ-43893-00	27 - 46		34 - 23	6D1-45332-00-CA	33 - 66
6P2-41134-00	29 - 17	69J-42771-00-8D	23 - 3	69J-43833-01	27 - 21	69J-43894-00	27 - 41	6E5-44366-00	32 - 2	688-45341-10	31 - 8
	37 - 7	69J-42774-10	23 - 7	61A-43835-01	27 - 19	69J-43899-01	27 - 31		34 - 2		33 - 10
69J-41135-A0	29 - 20	6AH-42794-70	22 - 58	6CE-43840-00	27 - 2	61A-4389H-01	27 - 8		37 - 14	6E5-45344-00	31 - 44
	37 - 9	69J-42815-00-8D	22 - 29	6CJ-43841-00	27 - 42	69J-4389J-00	27 - 32	6D0-44367-00	32 - 20		33 - 46
6S1-41136-00	29 - 22	69J-42816-00-8D	22 - 38	6CJ-43843-00	27 - 53		27 - 36		34 - 20	6D0-45361-00-8D	31 - 76
	37 - 10	69J-42817-00-8D	22 - 30	6CJ-43844-00	27 - 50	69J-44117-00	24 - 7	6P2-44391-00	22 - 16		33 - 81
69J-41137-10-CA	29 - 1	63P-42818-01	22 - 33	6H1-43844-10	27 - 55	69J-44118-00	24 - 27	61A-44511-01	26 - 31	61A-45371-00	1 - 19
69J-41138-00	29 - 19	68V-42818-01	22 - 41	69J-43845-00	27 - 28	69J-44120-01	24 - 33	69J-44514-00	26 - 23		32 - 18
	37 - 8	6P2-42828-00-9S	22 - 27	69A-4384F-00	27 - 39	6P2-44121-00	24 - 22	6G5-44526-00	25 - 3		34 - 18
6CB-41273-00	24 - 40	69J-42828-02-9S	22 - 26	69J-4384G-00	27 - 58	69J-44122-00	24 - 23	69J-44532-00	26 - 26	6D0-45375-01	32 - 9
69J-42510-00-8D	26 - 5	68F-42828-11-9S	22 - 36	6H1-4384G-11	27 - 54	6P2-44139-00	24 - 39	69J-44533-00	26 - 30		34 - 9
6P2-42610-30	2 - 1	69J-43111-02-8D	25 - 1	69J-4384H-00	27 - 10	6P2-44150-00	31 - 14	68F-44533-01	3 - 36	61A-45376-00	31 - 10
6P2-42613-00	2 - 3	69J-43112-01-8D	25 - 14	61A-4384H-10	27 - 73	6P3-44150-00	33 - 16	69J-44551-00-8D	26 - 10		33 - 12
6P2-42615-00	22 - 8	6E5-43126-10	25 - 43	6CJ-4384M-00	27 - 38	69J-44176-01	24 - 10	61A-44552-01-CA	26 - 21	61A-45378-00	29 - 43
6P2-4261A-00	2 - 2	6R3-43131-00	25 - 21	69J-43851-00	27 - 49	61A-44311-01	31 - 17	60X-44555-00	26 - 13	61B-45383-00	33 - 72
68F-42647-01	2 - 5	61A-43132-00	25 - 12	69J-43853-00	27 - 45		33 - 19	61A-44575-00	26 - 12	69K-45384-00	33 - 73
69J-42647-01	2 - 6	61A-43133-00	25 - 15	69J-43854-00	27 - 57	60X-44312-00	31 - 29	69J-45111-10-8D	29 - 28	6P2-45501-01	31 - 47
68F-42648-01	2 - 14	64D-43144-00	22 - 44	69J-43855-00	27 - 52		33 - 31	69J-45113-20	29 - 30		33 - 49
60V-42651-01	2 - 10	6G5-43144-00	25 - 33	6H1-43856-00	27 - 56	6E5-44312-00	31 - 22		37 - 13	61B-45538-01	33 - 4
60V-42652-00	2 - 15	6E5-43145-01	35 - 8	61A-43861-00	27 - 14		33 - 24	69J-45123-00	29 - 27	6P2-45551-02	31 - 48
68F-42663-00	2 - 13	6G5-43148-00	25 - 38		27 - 16	60X-44315-A0	31 - 31		37 - 12		33 - 50
69J-42663-00	2 - 7	61A-43181-01	25 - 35		27 - 66		33 - 33	69J-45127-00	29 - 26	6P3-45560-00	33 - 53
6AS-42675-00	2 - 22	6G5-43185-02	25 - 36	69J-43861-00	28 - 6		37 - 21		37 - 11	6P2-45560-01	31 - 51
6AS-42676-00	2 - 23	61A-43311-22-8D	25 - 30	6H1-43861-00	27 - 6		37 - 32	69J-45151-00-8D	23 - 8	61A-45567-00	31 - 5
6P2-42677-20	2 - 24	61A-43376-00	26 - 3	6D8-43863-00	27 - 27	61A-44322-02	31 - 18	69J-45152-10	29 - 34		33 - 7
6P2-42678-20	2 - 21	69J-43800-06-8D	27 - 1	61A-43864-00	27 - 72		33 - 20	61A-45155-00	29 - 38	61A-45567-10	31 - 5
63P-42681-20	2 - 25	69J-43801-01	27 - 4	60V-4386A-00	27 - 44		37 - 27	69J-45181-10-9S	29 - 21		33 - 7
6P2-42710-00-8D	22 - 1	69J-43804-00	28 - 5	69J-4386K-00	28 - 10	6P2-44323-00	31 - 30	6P2-45214-00	32 - 10	61A-45567-20	31 - 5
648-42715-00	24 - 28	69J-43805-00	28 - 4	61A-43871-00	27 - 15		33 - 32		34 - 10		33 - 7
69J-42716-00	22 - 9	6CE-4380P-00	27 - 12	69J-43871-00	27 - 61		37 - 31	6P2-45215-00	32 - 11	61A-45567-30	31 - 5
61A-42717-00	22 - 18	6CE-43810-00	27 - 3	6H1-43872-00	27 - 7	6E5-44352-01	31 - 23		34 - 11		33 - 7
69J-42717-00	22 - 17	61A-43811-00	27 - 9	61A-43874-00	27 - 71		33 - 25	6CE-45224-00	32 - 14	61A-45567-40	31 - 5
6P2-42717-00	22 - 3	61A-43813-01	27 - 18	6H1-43875-00	27 - 29		37 - 30		34 - 14		33 - 7
6P2-42718-00	22 - 4	6H1-43814-00	27 - 17	6T4-43875-01	27 - 67	6S1-44361-02	32 - 3	6CE-45225-00	32 - 15	61A-45567-50	31 - 5
69J-42723-01	20 - 19	69J-43816-00	27 - 62	61A-43875-10	27 - 74		34 - 3		34 - 15		33 - 7
6E5-42724-00	29 - 6	69J-43817-00	28 - 13	61A-43876-00	27 - 26	6D0-44362-01	32 - 21	6G5-45251-02	1 - 16	61A-45567-60	31 - 5
6P2-42725-00	22 - 7	61A-43818-00	27 - 25	69J-43880-01	28 - 1		34 - 21		25 - 2		33 - 7

NUMERICAL INDEX
ÍNDICE NUMÉRICO

PART NO. No. PEÇA	REF. NO.	PART NO. No. PEÇA	REF. NO.	PART NO. No. PEÇA	REF. NO.	PART NO. No. PEÇA	REF. NO.	PART NO. No. PEÇA	REF. NO.	PART NO. No. PEÇA	REF. NO.
6P2-45571-00	31 - 67	61A-45633-00	31 - 57	6E5-48344-00	24 - 42	6P2-81923-00	19 - 58	60V-8259F-00	24 - 15	K0F-A3751-K0	7 - 8
6P3-45571-01	33 - 69		33 - 59	6P2-48531-00	24 - 1	6P2-81925-01	19 - 13	69J-8259F-00	24 - 16	K0F-A3751-L0	7 - 8
61A-45577-00	31 - 69	61A-45634-01	31 - 54	63P-48538-00	24 - 3	63P-81941-00	21 - 22	6P2-8259M-00	19 - 54	K0F-A3751-M0	7 - 8
69K-45577-00	33 - 74		33 - 56	6E5-61301-01	35 - 10	6P2-81948-00	19 - 19	68F-82846-00	19 - 41	K0F-A3751-N0	7 - 8
61A-45577-10	31 - 69	61A-45635-00	31 - 59	6E5-61303-00	35 - 14	63P-81950-00	19 - 25	6E5-83558-00	29 - 40	K0F-A3751-P0	7 - 8
69K-45577-10	33 - 74		33 - 61	6E5-61311-11	35 - 12	68F-8195A-00	19 - 45	6P2-83597-00	3 - 58	K0F-A3751-R0	7 - 8
61A-45577-20	31 - 69	61B-45641-01	33 - 55	6E5-61313-00	35 - 11	6P2-81960-02	19 - 1	69J-83614-10	20 - 21	K0F-A3751-S0	7 - 8
69K-45577-20	33 - 74	61A-45641-02	31 - 53	6E5-61315-00	35 - 13	6P2-81972-00-9S	19 - 4	6AW-83651-00	3 - 57	K0F-A3751-T0	7 - 8
61A-45577-30	31 - 69	6H1-45668-00	31 - 58	6E5-61350-02	35 - 1	60V-81975-A0	19 - 3	6P2-83652-00	6 - 24	K0F-A3753-00	7 - 8
69K-45577-30	33 - 74		33 - 60	6E5-61351-01	35 - 2	6AH-81994-70	17 - 24	69J-8366G-02	22 - 51	K0F-A3753-10	7 - 8
61A-45577-40	31 - 69	6P2-45723-00	31 - 34	6E5-61355-00	35 - 5	6P2-82105-02	19 - 62	69J-83672-11	26 - 1	K0F-A3753-20	7 - 8
69K-45577-40	33 - 74		33 - 36	6P2-81128-00	17 - 23	6P2-82113-00	19 - 42	6P2-85075-00	18 - 26	K0F-A3753-30	7 - 8
61A-45577-50	31 - 69	6D0-45970-00	32 - 29	6P2-81332-00	17 - 17	6P2-82119-00	19 - 33		18 - 30	K0F-A3753-40	7 - 8
69K-45577-50	33 - 74	6D1-45970-00	34 - 29	6P2-81336-00	19 - 47	69J-82147-00	25 - 32	6P2-85544-00	19 - 44	K0F-A3753-50	7 - 8
61A-45577-60	31 - 69	6K1-45970-01	34 - 29	6P2-81337-01	17 - 19	6E5-82148-00	25 - 9	689-85547-00	15 - 1	K0F-A3753-60	7 - 8
69K-45577-60	33 - 74	6G5-45970-02	32 - 29	6P2-81450-00	17 - 1	6H1-82148-00	25 - 6	6P2-85580-00	17 - 6	K0F-A3753-70	7 - 8
6P2-45578-00	31 - 68	6R1-45970-A1	34 - 29	6P2-81460-00	17 - 2	6E5-82149-00	26 - 16	6P2-85722-00	20 - 10	6P2-W0001-02	36 - 1
6K1-45578-01	33 - 71	6R4-45970-A1	32 - 29	6P2-81614-00	19 - 2	67F-82151-00	19 - 36	6P2-85780-00	3 - 59	6P2-W0001-30	37 - 1
6K1-45578-10	33 - 71	61A-45972-00	32 - 29	6P2-81639-00	19 - 43	6P2-82151-00	19 - 35	61A-85790-00	18 - 23	6P2-W0078-00	1 - 20
6P2-45578-10	31 - 68	61B-45972-00	34 - 29	6BR-81800-01	21 - 1	67F-82151-10	19 - 37	63P-85886-00	8 - 33		37 - 26
6K1-45578-20	33 - 71	6D0-45972-00	32 - 29	69J-81801-00	21 - 5	67F-82151-40	19 - 38	6P2-85896-00	18 - 25	6P2-W009A-03-9S	5 - 1
6P2-45578-20	31 - 68	6D1-45972-00	34 - 29	67F-81807-00	21 - 10	67F-82151-50	19 - 39	6P2-85897-00	18 - 29	6P2-W009B-10-9S	3 - 1
6K1-45578-30	33 - 71	6K1-45972-01	34 - 29	67F-81808-00	21 - 8	6P2-82170-10	19 - 34	6P2-8591A-53	18 - 2	6P2-W009C-03-9S	5 - 9
6P2-45578-30	31 - 68	6G5-45972-02	32 - 29	67F-81809-00	21 - 19	6P2-82310-01	18 - 17	6C5-86120-00	10 - 20	90101-09M70	35 - 18
6K1-45578-40	33 - 71	6R1-45972-A0	34 - 29	67F-81810-00	21 - 3	6P2-82314-00	18 - 20	6CB-86120-00	6 - 21	90101-12047	25 - 47
6P2-45578-40	31 - 68	6R4-45972-A0	32 - 29	67F-81813-00	21 - 6	6P2-82316-00	18 - 4	6P2-8A410-01	24 - 38	90101-12M05	25 - 47
6K1-45578-50	33 - 71	61A-45974-00	32 - 29	67F-81820-00	21 - 7	6A0-82317-00	18 - 14	K0F-A3741-00	7 - 5	90101-14002	26 - 17
6K1-45578-60	33 - 71	61B-45974-00	34 - 29	67F-81821-00	21 - 13		19 - 22	K0F-A3742-00	7 - 6	90101-14003	26 - 27
61A-45587-00	31 - 38	6K1-45974-02	34 - 29	6K7-81826-11	21 - 24	663-82317-01	17 - 20	K0F-A3743-00	7 - 3	90105-05012	3 - 25
	33 - 40	6G5-45974-03	32 - 29	69J-81828-00	21 - 25	6P2-82380-00	10 - 10	K0F-A3751-00	7 - 8		3 - 64
61A-45587-10	31 - 38	6R1-45974-A0	34 - 29	67F-81830-00	21 - 17	6P2-82389-00	3 - 56	K0F-A3751-10	7 - 8	90105-06035	6 - 23
	33 - 40	6R4-45974-A0	32 - 29	67F-81832-00	21 - 11	6P3-82553-00	20 - 17	K0F-A3751-20	7 - 8	90105-06M07	5 - 19
61A-45587-20	31 - 38	6R1-45976-A0	34 - 29	67F-81836-00	21 - 12	6P2-82554-00	22 - 23	K0F-A3751-30	7 - 8	90105-06M09	3 - 14
	33 - 40	6R4-45976-A0	32 - 29	6C5-81839-00	21 - 21	6P2-82560-01	3 - 54	K0F-A3751-40	7 - 8		6 - 18
61A-45587-30	31 - 38	61A-45978-00	32 - 29	67F-81839R-00	21 - 15	69J-82563-00	20 - 16	K0F-A3751-50	7 - 8	90105-08049	31 - 73
	33 - 40	61B-45978-00	34 - 29	60V-8183T-00	21 - 18	6P2-8257V-00	17 - 4	K0F-A3751-60	7 - 8		33 - 78
61A-45587-40	31 - 38	6D0-45978-00	32 - 29	6P2-8183X-00	19 - 29		18 - 1	K0F-A3751-70	7 - 8	90105-10M00	32 - 19
	33 - 40	6D1-45978-00	34 - 29	69J-81840-00	21 - 4	6DA-82582-00	20 - 2	K0F-A3751-80	7 - 8		34 - 19
61A-45587-50	31 - 38	6K1-45978-02	34 - 29	67F-81841-00	21 - 14	6DA-82582-10	20 - 3	K0F-A3751-90	7 - 8	90109-06M80	3 - 23
	33 - 40	6G5-45978-03	32 - 29	69J-81842-00	21 - 20	6Y8-82582-11	20 - 4	K0F-A3751-A0	7 - 8		3 - 62
61A-45587-60	31 - 38	6R1-45978-A0	34 - 29	6P2-81845-00	18 - 7	69J-82587-00	20 - 20	K0F-A3751-B0	7 - 8	90109-06M81	22 - 20
	33 - 40	6R4-45978-A0	32 - 29	67F-81846-00	21 - 26	6E5-82588-00	22 - 19	K0F-A3751-C0	7 - 8	90109-06M82	22 - 5
69J-45611-00	31 - 52	69J-45987-00	32 - 24	67F-81850-00	21 - 2	61A-82588-01	24 - 17	K0F-A3751-D0	7 - 8		22 - 28
69K-45611-00	33 - 54		34 - 24	67F-81857-00	21 - 9	6P2-82588-01	3 - 55	K0F-A3751-E0	7 - 8		22 - 37
69J-45631-00	31 - 56	688-45997-01	32 - 25	6C5-81869-00	21 - 23	6P2-82589-00	20 - 6	K0F-A3751-F0	7 - 8		22 - 48
	33 - 58		34 - 25	6P2-81891-00	21 - 16	6P2-8258A-00	10 - 23	K0F-A3751-G0	7 - 8	90109-06M86	20 - 22
61A-45632-00	31 - 55	6P2-46241-01	7 - 24	6P2-81919-31	19 - 57	6P2-82590-41	20 - 1	K0F-A3751-H0	7 - 8		22 - 22
	33 - 57	6E5-48344-00	24 - 5	6P2-81919-40	19 - 56	6P2-82594-00	22 - 56	K0F-A3751-J0	7 - 8		22 - 24

NUMERICAL INDEX
ÍNDICE NUMÉRICO

PART NO. No. PEÇA	REF. NO.	PART NO. No. PEÇA	REF. NO.	PART NO. No. PEÇA	REF. NO.	PART NO. No. PEÇA	REF. NO.	PART NO. No. PEÇA	REF. NO.	PART NO. No. PEÇA	REF. NO.
90109-06M86	22 - 45	90119-10024	25 - 29	90201-16M00	31 - 49	90387-10M61	35 - 3	90464-12010	15 - 21	90467-08M18	9 - 30
	22 - 52		26 - 22		33 - 51	90430-05002	3 - 26	90464-12012	14 - 1		9 - 36
	22 - 57		26 - 32	90201-24014	17 - 15		3 - 65	90464-13249	18 - 11	90467-09M03	9 - 5
	24 - 2	90119-10050	7 - 21	90201-26M59	25 - 23		36 - 13	90464-14010	20 - 14	90467-09M09	9 - 37
90109-06MA1	17 - 22	90119-10M07	7 - 28	90201-40M00	26 - 6	90430-06M03	5 - 20	90464-18004	11 - 21	90468-18008	24 - 6
90109-08019	24 - 13	90119-10MA2	32 - 8	90201-42014	31 - 41	90430-08020	1 - 18		11 - 22		24 - 25
90110-05039	32 - 17		34 - 8		33 - 43		31 - 9		19 - 12		24 - 43
	34 - 17	90151-06M02	6 - 11	90202-08M20	24 - 24		33 - 11		22 - 53	90480-06M19	16 - 4
90110-06038	8 - 5	90152-05M08	32 - 12	90202-28M46	26 - 25		37 - 15		23 - 20	90480-10M23	10 - 17
90110-06150	5 - 42		34 - 12	90202-32M19	26 - 14	90430-14115	6 - 20	90464-18005	14 - 15	90480-12314	17 - 21
	5 - 48	90155-10004	5 - 24	90202-40M47	26 - 9		36 - 10	90464-19M45	18 - 5	90480-14018	15 - 14
90111-06142	23 - 5		5 - 29	90206-14N50	28 - 2	90430-14M09	1 - 17		20 - 9	90480-14M17	23 - 6
90111-06144	23 - 4	90170-09M05	35 - 19	90206-15M18	22 - 32		30 - 7	90464-20011	8 - 31	90480-22M81	22 - 11
	23 - 9	90170-14M06	35 - 15		22 - 40		37 - 3	90464-20258	22 - 55	90501-10M77	31 - 62
90116-10027	3 - 12	90170-16M19	31 - 50	90249-06M19	25 - 39	90430-18130	6 - 15	90464-21002	9 - 35		33 - 64
90119-06025	3 - 51		33 - 52	90269-05005	22 - 50		36 - 9	90464-23199	18 - 6	90501-11M10	31 - 16
90119-06027	6 - 13	90171-18M04	32 - 27	90280-04M05	31 - 24	90445-07010	29 - 42	90464-60067	9 - 10		33 - 18
90119-06122	12 - 11		34 - 27		33 - 26	90445-09040	9 - 1		9 - 33	90501-12082	24 - 30
90119-06126	24 - 41	90173-06001	23 - 2		37 - 35	90445-09041	9 - 12	90464-99004	8 - 23	90501-450A2	31 - 43
90119-06M17	15 - 13	90179-06M28	2 - 4	90280-05015	17 - 14	90445-09097	9 - 14	90465-06M86	24 - 20		33 - 45
	29 - 45	90179-08003	21 - 29	90340-08002	31 - 7	90445-09220	9 - 15	90465-08M83	25 - 18	90506-16003	25 - 42
90119-06M24	8 - 10	90179-24002	17 - 16		33 - 9	90445-09224	9 - 13		25 - 26	90506-18M40	22 - 46
90119-06M35	8 - 24	90183-02M03	31 - 61	90340-14M06	6 - 19	90445-09304	9 - 32	90465-11M10	3 - 60	90508-20020	24 - 14
90119-06M59	10 - 16		33 - 63		30 - 6	90445-11028	23 - 17		8 - 32	90560-12M01	35 - 4
	18 - 16	90185-05002	32 - 13	90340-18M09	6 - 14	90445-11182	2 - 20		9 - 4	91318-05025	27 - 59
90119-06M82	18 - 3		32 - 16	90344-51019	5 - 4	90445-11699	2 - 19		9 - 11	91318-05040	27 - 64
90119-06M92	18 - 22		34 - 13		5 - 12	90445-11M27	2 - 18		9 - 27	91490-20015	24 - 37
90119-06M95	19 - 24		34 - 16	90386-06M12	24 - 26	90445-11M47	23 - 11		9 - 28	91490-40030	32 - 28
90119-06MA3	19 - 5	90185-09M01	35 - 6	90386-10M16	25 - 37	90445-13511	15 - 3		9 - 29		34 - 28
90119-06MA4	3 - 19		35 - 20	90386-12069	24 - 12	90445-13M01	16 - 2		9 - 31	91690-30010	24 - 4
90119-06MA5	19 - 6	90185-14M00	26 - 19	90386-15M73	22 - 31	90446-10M01	9 - 9		15 - 5		24 - 32
90119-06MA6	8 - 12		26 - 28		22 - 39	90447-13009	23 - 12		15 - 19	91690-30020	25 - 41
90119-07001	5 - 7	90185-22M11	25 - 24	90386-18M14	25 - 45	90462-08026	19 - 48		15 - 22	91690-40010	6 - 12
90119-07234	5 - 8	90201-02M00	31 - 60		27 - 24	90462-08032	17 - 3		22 - 14	91809-08006	5 - 6
	5 - 15		33 - 62	90386-18M63	25 - 44		18 - 31		23 - 18		5 - 13
90119-07235	5 - 14	90201-06068	22 - 35	90386-25M31	25 - 22	90462-20001	22 - 21		24 - 19	91814-18002	3 - 4
90119-08009	3 - 11		22 - 43	90386-39M89	26 - 7	90464-06001	17 - 5		25 - 25	92903-06600	19 - 28
90119-08021	5 - 26	90201-08023	31 - 74	90386-90M90	24 - 35		20 - 13		29 - 41	92903-08100	19 - 61
	5 - 31		33 - 79	90387-06037	29 - 11	90464-08004	18 - 13	90465-11M59	3 - 33	92903-08600	21 - 28
90119-08102	29 - 2	90201-09M02	24 - 36	90387-06044	18 - 21	90464-09010	24 - 21	90465-13M18	8 - 20	92907-04600	5 - 37
90119-08M14	31 - 33	90201-10M01	7 - 29	90387-06119	18 - 15	90464-09013	9 - 26		19 - 16	92990-05100	17 - 8
	33 - 35	90201-10M20	35 - 7		19 - 23	90464-09M47	19 - 55		19 - 20	92990-05600	17 - 9
	37 - 34	90201-10M76	35 - 17	90387-06263	30 - 9		22 - 25		20 - 15	92990-06100	2 - 8
90119-08M22	22 - 10	90201-12426	25 - 49	90387-06289	10 - 18	90464-10M57	20 - 18	90465-14M66	18 - 12	92990-10600	18 - 24
90119-08M66	3 - 7	90201-13M01	25 - 48		15 - 15	90464-11121	18 - 10		19 - 21	92990-18200	32 - 26
90119-08M91	5 - 25	90201-15M58	26 - 18	90387-06M26	20 - 7	90464-12009	14 - 16		20 - 5		34 - 26
	5 - 30	90201-16015	26 - 24	90387-08M37	22 - 12		15 - 20		20 - 8	92995-06100	8 - 28
90119-10007	29 - 31	90201-16016	26 - 15	90387-10M05	25 - 40	90464-12010	14 - 14	90467-08M18	6 - 28		17 - 12

NUMERICAL INDEX
ÍNDICE NUMÉRICO

PART NO. No. PEÇA	REF. NO.	PART NO. No. PEÇA	REF. NO.	PART NO. No. PEÇA	REF. NO.	PART NO. No. PEÇA	REF. NO.	PART NO. No. PEÇA	REF. NO.	PART NO. No. PEÇA	REF. NO.
92995-06100	19 - 31	93101-30002	31 - 71	93210-86M38	37 - 28	93608-16M16	30 - 5	97095-06035	24 - 8	99530-14016	7 - 27
	19 - 52		33 - 76	93211-04384	31 - 72	93700-06M01	24 - 11	97095-08016	19 - 17	99590-10114	31 - 65
92995-06600	2 - 12		37 - 24		33 - 77	93700-06M03	25 - 17		19 - 59		33 - 67
	3 - 28	93102-38008	7 - 23		37 - 25		25 - 31	97095-08020	19 - 14		
	3 - 38		36 - 20	93306-210U0	31 - 66	93700-09M00	31 - 75		31 - 77		
	3 - 45	93102-63004	4 - 3	93311-83280	31 - 3		33 - 80		33 - 82		
	5 - 33		36 - 19		33 - 3	94702-00400	1 - 6	97095-08025	31 - 45		
	5 - 40	93106-09014	31 - 13	93315-43064	31 - 70		5 - 49		33 - 47		
	5 - 46		33 - 15		33 - 75	95333-08600	19 - 60	97095-08030	31 - 25		
	6 - 26		37 - 17	93315-660W3	33 - 5	95380-06600	2 - 9		33 - 27		
	8 - 29	93106-19N50	27 - 5	93317-330U2	31 - 37	95380-12600	25 - 50	97095-10045	32 - 5		
	15 - 17	93210-064A5	27 - 51		33 - 39	95380-14700	35 - 16		34 - 5		
	17 - 13	93210-08391	27 - 48	93332-00048	33 - 68	95780-10300	26 - 4	97575-06516	8 - 7		
	18 - 9	93210-09165	24 - 34	93332-000W1	31 - 4	95812-06025	30 - 11		8 - 9		
	18 - 19		28 - 18	93341-34019	31 - 40	95895-06010	29 - 39	97575-06535	24 - 31		
	18 - 28	93210-16275	35 - 9		33 - 42	95895-06016	30 - 22	97575-06540	30 - 17		
	18 - 33	93210-17239	27 - 22	93341-440U5	33 - 70	97013-06025	19 - 27	97575-08535	29 - 24		
	19 - 9	93210-19MJ1	3 - 41	93341-670V0	33 - 6	97013-08045	21 - 27		30 - 4		
	19 - 32		36 - 16	93341-93020	31 - 39	97095-06010	25 - 7	97575-08540	5 - 21		
	19 - 50	93210-19MJ3	8 - 26		33 - 41		25 - 34		8 - 1		
	19 - 53		30 - 21	93399-999T6	28 - 3	97095-06012	18 - 32		8 - 11		
	20 - 12		36 - 23	93410-18M05	25 - 46		19 - 8	97575-08560	30 - 3		
	24 - 9	93210-24M79	3 - 53	93410-37M04	26 - 11		29 - 35	97575-08590	29 - 18		
	25 - 5		36 - 24	93420-36M01	29 - 37	97095-06014	15 - 16	97575-10535	29 - 4		
	25 - 8	93210-25552	3 - 40	93501-04011	31 - 63		25 - 27	97575-10545	29 - 3		
	25 - 11		30 - 18		33 - 65	97095-06016	2 - 11	97595-06610	19 - 26		
	25 - 20		36 - 15	93501-04M02	24 - 29		18 - 8	97780-50620	19 - 46		
	25 - 28	93210-25647	3 - 43	93501-08001	27 - 47		19 - 30	97780-60520	23 - 19		
	29 - 13		36 - 17	93503-16003	27 - 37		19 - 49	97880-05012	17 - 7		
	31 - 28	93210-28543	29 - 9	93505-32038	27 - 13		19 - 51	97885-06010	25 - 13		
	33 - 30		37 - 6		27 - 34		31 - 27		25 - 16		
92995-08600	19 - 15	93210-33M49	31 - 12	93604-35236	27 - 60		33 - 29	97885-06012	25 - 10		
	19 - 18		33 - 14	93605-10108	7 - 10	97095-06020	3 - 44		25 - 19		
	31 - 26		37 - 16		7 - 12		8 - 27	97980-06216	29 - 47		
	31 - 46	93210-347A1	29 - 8		7 - 14		18 - 18	97985-04116	24 - 18		
	31 - 78		37 - 5		7 - 16		18 - 27	97985-06210	17 - 18		
	33 - 28	93210-35321	26 - 8	93606-12019	3 - 3		22 - 34	97985-06216	26 - 2		
	33 - 48	93210-37160	31 - 20		3 - 10		22 - 42	98507-04008	5 - 36		
	33 - 83		33 - 22		29 - 44		29 - 12	98780-04015	19 - 11		
92995-10100	32 - 6		37 - 19		31 - 32	97095-06025	3 - 27	98780-04016	3 - 17		
	34 - 6		37 - 29		33 - 34		3 - 37		6 - 10		
92995-10600	32 - 7	93210-55M14	31 - 42		37 - 33		25 - 4	99001-08600	31 - 15		
	34 - 7		33 - 44	93606-19M23	29 - 25	97095-06030	5 - 32		33 - 17		
92995-14600	26 - 20		37 - 23	93608-12M05	32 - 4		5 - 39	99002-03600	27 - 40		
	26 - 29	93210-66001	28 - 15		34 - 4		5 - 45	99530-08012	17 - 10		
93101-28M16	31 - 36	93210-86M38	31 - 19	93608-16M16	29 - 5		6 - 25	99530-10114	8 - 2		
	33 - 38		33 - 21		29 - 15	97095-06035	17 - 11	99530-14016	5 - 23		
	37 - 22		37 - 18		29 - 32		20 - 11		5 - 28		