



**PARTS  
CATALOGUE  
CATÁLOGO  
DE PEÇAS**

**F40FET'13** (6EU1)

**F40FED'13** (6EU2)

**F40FEHD'13** (6EU3)

F40FET  
F40FED/F40FEHD  
PARTS CATALOGUE  
©2013 by Yamaha Motor Co., Ltd.  
1st edition, October 2013  
All rights reserved.  
Any reprinting or unauthorized use  
without the written permission of  
Yamaha Motor Co., Ltd.  
is expressly prohibited.

F40FET  
F40FED/F40FEHD  
CATÁLOGO DE PEÇAS  
©2013, Yamaha Motor Co., Ltd.  
1ª edição, Outubro 2013  
Todos os direitos reservados.  
É proibida expressamente toda e qualquer  
reimpressão ou utilização sem a autorização  
por escrita da  
Yamaha Motor Co., Ltd.

# FOREWORD

This Parts Catalogue is related to the parts for the model(s) on the cover page. When you are ordering replacement parts, please refer to this Parts Catalogue and quote both part numbers and part names correctly.

1. Modifications or additions which have been made after the issue of the Parts Catalogue will be announced in the Parts News.  
It is advisable that you make the necessary corrections to the Parts Catalogue according to the Parts News.

2. Abbreviations

The following abbreviations are used in this Parts Catalogue.

“UR” Use specified parts number.

“UN” Use as many as needed.

“AP” Alternate Parts

“LM” Locally Made (Parts need to be ordered locally)

“F#” Frame No. (Applicable machine No.)

“O/S” Over Size

3. The number of components for assembly

- Parts, which are to be supplied in an assembly, are listed with a dot (.) in front of the part name as shown below.
- The numeral appearing to the right of each component part indicates the quantity of parts for each assembly unit.

PART NO.	DESCRIPTION	Q'TY	REMARKS
2F5-83310-60	FRONT FLASHER LIGHT ASSY	2	
115-83311-60	.BULB (6V-18W)	1	

4. Applicable colours of graphics are represented in the “REMARKS” as shown below.

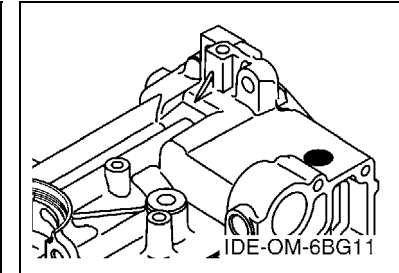
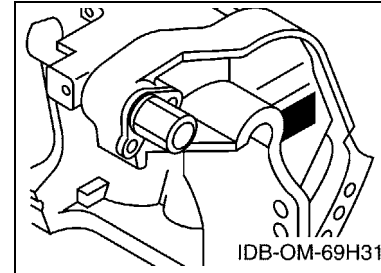
PART NO.	DESCRIPTION	Q'TY	REMARKS
2N4-24110-00-X5	FUEL TANK COMP.	2	MXR
3J1-24240-10	.GRAPHIC, FUEL TANK	1	FOR MXR

5. Note that the illustrations for reference in finding parts numbers are not to be used for assembling. When assembling, please use the applicable service manual.

6. The asterisk (\*) before a reference number indicates modified items after the first edition.

7. Applicable Serial No.

Engine Serial No.



8. Applicable Engine Starting Serial No.

Model	Serial No.	Model	Serial No.
F40FET	6EUL-1000110	F40FED	6EUS-1000119
F40FEHD	6EUS-1000101		

9. Applicable Colour Code

Abbreviation	Colour Name	Colour Code
DBNM2	DARK BLUISH GRAY METALLIC 2	004D

10. Quantity Column Information

Column No.	Name Of Q'ty Column	Applicable Model
1	6EU1	F40FET
2	6EU2	F40FED
3	6EU3	F40FEHD

# PREFÁCIO

Este Catálogo de Peças se refere as Peças dos modelos relacionados na capa. Quando for solicitar peças de reposição para estes Modelos, recorra a este Catálogo de Peças e especifique corretamente os códigos e Nomes das Peças.

1. As Modificações ou adições que tenham sido efetuadas após a publicação deste Catálogo de Peças, serão comunicadas a Rede de Concessionárias através das informações de Modificação de Peças (Parts News).

2. Abreviaturas

Seguem abaixo as abreviaturas utilizadas neste Catálogo de Peças:

“UR” Uso Restrito para o Código da Peça

“UN” Uso Necessário

“AP” Peça Alternativa

“LM” Fabricação Local (A peça pode ser pedida localmente)

“F#” No. de Série do Chassi (Aplicação do Número de Série)

“O/S” Tamanho Maior

3. Peças componentes de conjuntos

- As peças que são fornecidas dentro de conjuntos estão listadas com um ponto de identificação (.) como segue abaixo.
- O número que aparece a direita da descrição da Peça indica o número de Peças usado em cada Conjunto Individual.

No. PEÇA	DESCRIÇÃO	QTDE	OBSERVAÇÕES
2F5-83310-60	PISCA DIANTEIRO CONJ.	2	
115-83311-60	.LÂMPADA (6V-18W)	1	

4. Os gráficos que são Aplicados em Peças Coloridas estão representados na coluna “OBSERVAÇÕES”, como segue abaixo.

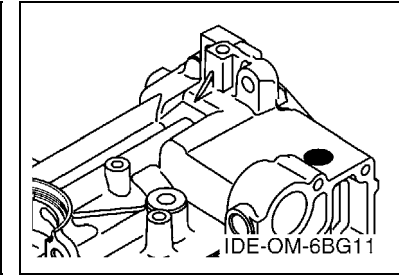
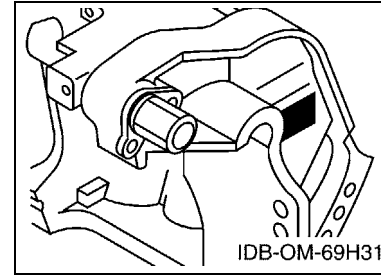
No. PEÇA	DESCRIÇÃO	QTDE	OBSERVAÇÕES
2N4-24110-00-X5	TANQUE DE COMBUSTÍVEL COMPL.	2	MXR
3J1-24240-10	.GRÁFICO, TANQUE DE COMB.	1	PARA MXR

5. Observe que as ilustrações são referentes apenas a indicação dos códigos das peças, e não para montagem. Para montagem, por favor utilize o Manual de Montagem apropriado.

6. O asterisco (\*) antes do Número de referência da peça indica a modificação ocorrida após a primeira edição.

7. Aplicação do Número de Série

No. de Série do Motor



8. Aplicação do No. de Série Inicial

Modelo	No. Série	Modelo	No. Série
F40FET	6EUL-1000110	F40FED	6EUS-1000119
F40FEHD	6EUS-1000101		

9. Aplicação do Código de Cor

Abreviação	Nome da Cor	Código da Cor
DBNM2	DARK BLUISH GRAY METALLIC 2	004D

10. Informação na Coluna de Quantidade

No. da Coluna	Nome na Coluna de Qtde	Modelo Aplicável
1	6EU1	F40FET
2	6EU2	F40FED
3	6EU3	F40FEHD

# CONTENTS

SCHEDULED SERVICE PARTS .....	1
TOP COWLING .....	2
CYLINDER & CRANKCASE 1 .....	3
CRANKSHAFT & PISTON .....	4
CYLINDER & CRANKCASE 2 .....	5
VALVE .....	6
INTAKE 1 .....	7
INTAKE 2 .....	8
FUEL INJECTION PUMP 1 .....	9
FUEL INJECTION PUMP 2 .....	10
OIL PUMP .....	11
FUEL .....	12
GENERATOR .....	14
ELECTRICAL 1 .....	15
ELECTRICAL 2 .....	16
ELECTRICAL 3 .....	17
ELECTRICAL 4 .....	19
ELECTRICAL 5 .....	20
STARTING MOTOR .....	22
BOTTOM COWLING 1 .....	23
BOTTOM COWLING 2 .....	25
STEERING 1 .....	26
STEERING 2 .....	29
STEERING FRICTION .....	30
CONTROL .....	31
BRACKET 1 .....	33
BRACKET 2 .....	35
BRACKET 3 .....	37
POWER TRIM & TILT ASSY .....	39
UPPER CASING .....	42
OIL PAN .....	44
LOWER CASING & DRIVE 1 .....	45
LOWER CASING & DRIVE 2 .....	48
FUEL TANK .....	50
STEERING GUIDE .....	51
REMOTE CONTROL BOX .....	52
REMOTE CONTROL ASSY .....	53
METER .....	56
REPAIR KIT 1 .....	57
REPAIR KIT 2 .....	58

## INDEX

NUMERICAL INDEX .....	60
-----------------------	----

# ÍNDICE GERAL

PECAS DE MANUTENCAO PROGRAMADA .....	1
CAPO SUPERIOR .....	2
CARCACA DO CILINDRO 1 .....	3
VIRABREQUIM E PISTAO .....	4
CARCACA DO CILINDRO 2 .....	5
VALVULA .....	6
ADMISSAO 1 .....	7
ADMISSAO 2 .....	8
BOMBA DE INJECAO COMBUSTIVEL 1 .....	9
BOMBA DE INJECAO COMBUSTIVEL 2 .....	10
BOMBA DE OLEO .....	11
COMBUSTIVEL .....	12
GERADOR .....	14
SISTEMA ELETRICO 1 .....	15
SISTEMA ELETRICO 2 .....	16
SISTEMA ELETRICO 3 .....	17
SISTEMA ELETRICO 4 .....	19
ELETRICA 5 .....	20
MOTOR DE PARTIDA .....	22
BANDEJA DO CAPO 1 .....	23
BANDEJA DO CAPO 2 .....	25
DIRECAO 1 .....	26
DIRECAO 2 .....	29
FRICCAO DA DIRECAO .....	30
CONTROLE .....	31
SUPORTE 1 .....	33
SUPORTE 2 .....	35
SUPORTE 3 .....	37
SISTEMA DE INCLINACAO CONJUNTO .....	39
CAPA INFERIOR .....	42
BANDEJA DE OLEO .....	44
CARCACA INF. E TRANSMISSAO 1 .....	45
CARCACA INF. E TRANSMISSAO 2 .....	48
TANQUE DE COMBUSTIVEL .....	50
HASTE DA DIRECAO .....	51
CAIXA DO CONTROLE REMOTO .....	52
CONTROLE REMOTO CONJ. ....	53
MEDIDOR .....	56
KIT DE REPARO 1 .....	57
KIT DE REPARO 2 .....	58

## ÍNDICE GERAL

ÍNDICE NUMÉRICO .....	60
-----------------------	----

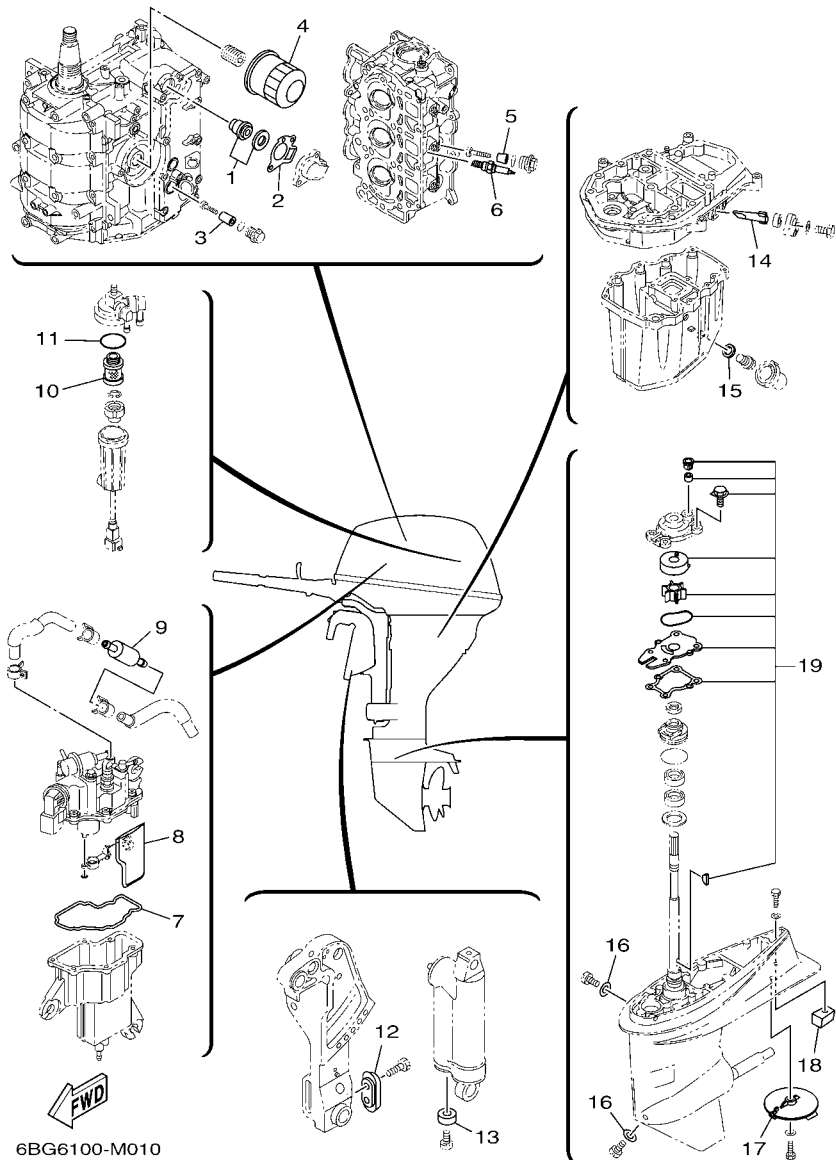


FIG. 1 SCHEDULED SERVICE PARTS PECAS DE MANUTENCAO PROGRAMADA

REF. NO.	PART NO. No. PEÇA	DESCRIPTION DESCRIÇÃO	6EU1	6EU2	6EU3	REMARKS OBSERVAÇÕES
1	6G8-12411-03	THERMOSTAT TERMOSTATO	1	1	1	
2	62Y-12414-00	GASKET, COVER GAXETA DA TAMPA	1	1	1	
3	6G8-11325-00	ANODE ANODO	1	1	1	
4	5GH-13440-50	ELEMENT ASSY, OIL CLEANER ELEMENTO DO FILTRO DE OLEO CJ	1	1	1	
5	6G8-11325-00	ANODE ANODO	3	3	3	
6	94702-00418	PLUG, SPARK (NGK DPR6EB) VELA DE IGNICAO (NGK DPR6EB)	3	3	3	
7	6BG-14984-00	GASKET, FLOAT CHAMBER GAXETA DA CAMARA DA BOIA.	1	1	1	
8	6BG-13915-00	FILTER FILTRO	1	1	1	
9	6C5-24251-00	STRAINER 1 FILTRO 1	1	1	1	
10	6D8-24563-00	ELEMENT, FILTER ELEMENTO DO FILTRO	1	1	1	
11	6D8-24564-00	GASKET GAXETA	1	1	1	
12	65W-45251-00	ANODE ANODO	1	1	1	
13	663-45251-00	ANODE ANODO		1	1	
14	62Y-11325-00	ANODE ANODO	1	1	1	
15	90430-14M09	GASKET GAXETA	1	1	1	
16	90430-08020	GASKET GAXETA	2	2	2	
17	67C-45371-00	TAB-TRIM ESTABILIZADOR DE DIRECAO	1	1	1	
18	67C-45251-00	ANODE ANODO	1	1	1	
19	6BG-W0078-00	WATER PUMP REPAIR KIT JOGO DE REPARO DA BOMBA D'AGUA	1	1	1	

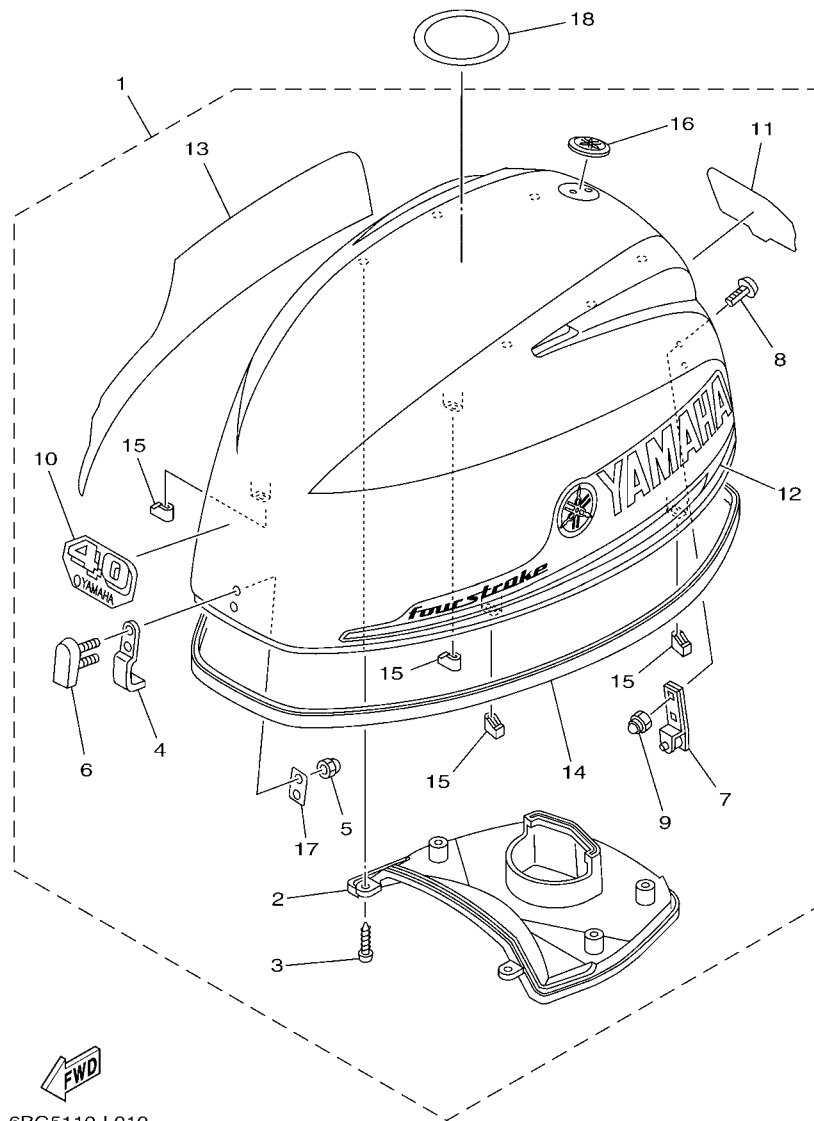
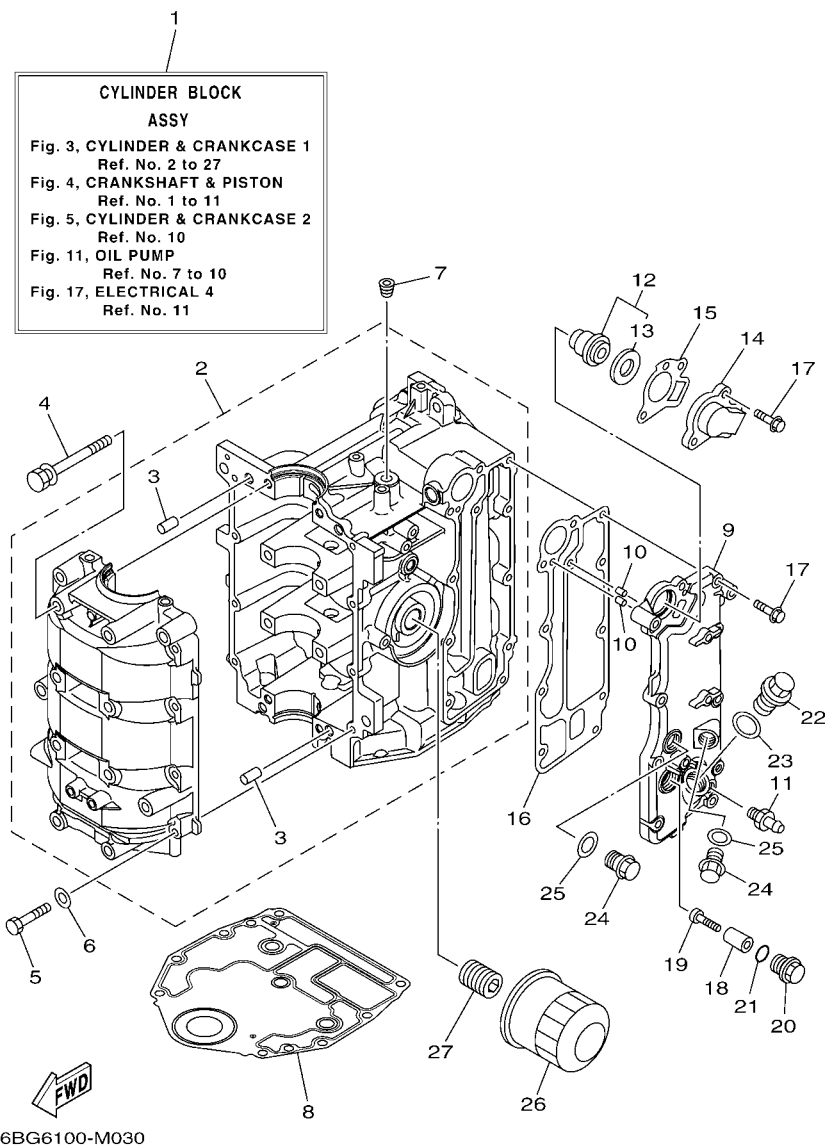


FIG. 2 TOP COWLING

CAPO SUPERIOR

REF. NO.	PART NO. No. PEÇA	DESCRIPTION DESCRIÇÃO	6EU1	6EU2	6EU3	REMARKS OBSERVAÇÕES
1	6BG-42610-01	TOP COWLING ASSY CAPO SUPERIOR CONJ.	1	1	1	
2	6BG-42613-00	.MOLDING, AIR DUCT .MOLDURA DO DUTO DE AR	1	1	1	
3	90167-05017	.SCREW, TAPPING .PARAFUSO	6	6	6	
4	6BG-42651-00	.HOOK .GANCHO	1	1	1	
5	95380-05800	.NUT .PORCA	2	2	2	
6	6BG-42851-00	.COVER, CLAMP .TAMPA DA BRACADEIRA	1	1	1	
7	6BG-42652-00	.HOOK .GANCHO	1	1	1	
8	90109-06047	.BOLT .PARAFUSO	2	2	2	
9	90185-06M05	.NUT, SELF-LOCKING .PORCA AUTOTRAVANTE	2	2	2	
10	6BG-42677-00	.GRAPHIC, FRONT .GRAFICO DIANTEIRO	1	1	1	
11	6BG-42678-00	.GRAPHIC, REAR .GRAFICO TRASEIRO	1	1	1	
12	6BG-42675-00	.GRAPHIC, SIDE 1 .GRAFICO LATERAL	1	1	1	
13	6BG-42676-00	.GRAPHIC, SIDE 2 .GRAFICO LATERAL	1	1	1	
14	6BG-42615-00	.SEAL .VEDACAO	1	1	1	
15	6BG-42662-00	.DAMPER .AMORTIZADOR	4	4	4	
16	6AH-42697-10	.TUNING FORK MARK .MARCA YAMAHA	1	1	1	
17	6BG-42649-00	.HOLDER, CLAMP BAND .SUPORTE DA BRACADEIRA	1	1	1	
18	67F-13434-20	LABEL, CAUTION ETIQUETA DE ADVERTENCIA	1	1	1	



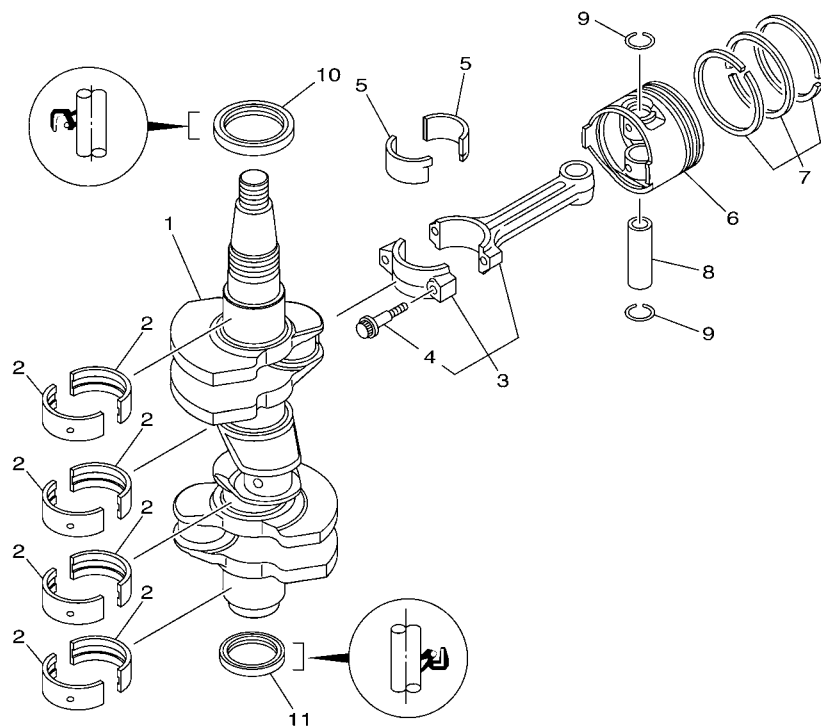


**FIG. 3 CYLINDER & CRANKCASE 1 CARCACA DO CILINDRO 1**

REF. NO.	PART NO. No. PEÇA	DESCRIPTION DESCRIÇÃO	6EU1	6EU2	6EU3	REMARKS OBSERVAÇÕES
1	6BG-W009B-00-9S	CYLINDER BLOCK ASSY GRUPO DE FORÇA CONJUNTO	1	1	1	
2	6BG-15100-00	CRANKCASE ASSY CARCACA DO MOTOR COMPLETA	1	1	1	
3	93606-12019	.PIN, DOWEL .PINO GUIA	4	4	4	
4	90119-08154	BOLT, WITH WASHER PARAFUSO COM ARRUELA	8	8	8	
5	97013-06035	BOLT PARAFUSO	8	8	8	
6	92903-06600	WASHER, PLATE ARRUELA PLANA	8	8	8	
7	90344-51003	PLUG, TAPER SCREW TAMPAO DO PARAFUSO	1	1	1	
8	6BG-11351-00	GASKET, CYLINDER GAXETA DO CILINDRO	1	1	1	
9	6BG-41113-00-9S	OUTER COVER, EXHAUST TAMPA EXTERNA DO ESCAPE	1	1	1	
10	93604-10M03	PIN, DOWEL PINO GUIA	2	2	2	
11	62Y-12481-10	PIPE 1 TUBO 1	1	1	1	
12	6G8-12411-03	THERMOSTAT TERMOSTATO	1	1	1	
13	688-12412-00	.SEAL, THERMOSTAT .VEDACAO DO TERMOSTATO	1	1	1	
14	6C5-12413-00-9S	COVER, THERMOSTAT TAMPA DO TERMOSTATO	1	1	1	
15	62Y-12414-00	GASKET, COVER GAXETA DA TAMPA	1	1	1	
16	6BG-41114-00	GASKET, EXHAUST OUTER COVER GAXETA TAMPA EXTERNA DO ESCAPE	1	1	1	
17	90119-06MA5	BOLT, WITH WASHER PARAFUSO COM ARRUELA	10	10	10	
18	6G8-11325-00	ANODE ANODO	1	1	1	
19	97880-05025	SCREW, PAN HEAD PARAFUSO	1	1	1	
20	6G8-11197-01	PLUG, BLIND TAMPAO BLINDADO	1	1	1	
21	93210-13M63	O-RING ANEL DE BORRACHA	1	1	1	
22	90340-18M09	PLUG, STRAIGHT SCREW TAMPAO DO DRENO	1	1	1	
23	90430-18130	GASKET GAXETA	1	1	1	
24	90340-14M06	PLUG, STRAIGHT SCREW TAMPAO DO DRENO	2	2	2	
25	90430-14115	GASKET GAXETA	2	2	2	
26	5GH-13440-50	ELEMENT ASSY, OIL CLEANER ELEMENTO DO FILTRO DE OLEO CJ	1	1	1	
27	6C5-12858-00	BOLT, UNION PARAFUSO DE UNIAO	1	1	1	

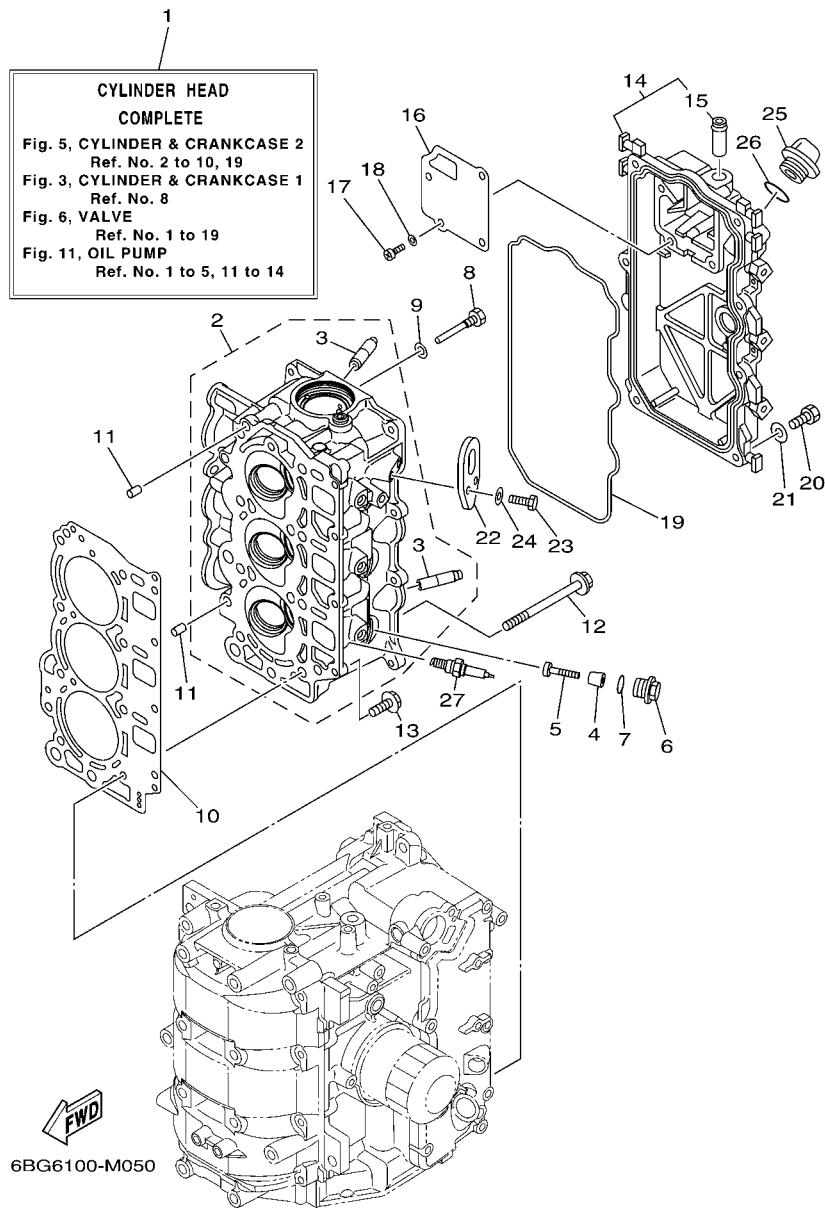
FIG. 4 CRANKSHAFT & PISTON

VIRABREQUIM E PISTAO



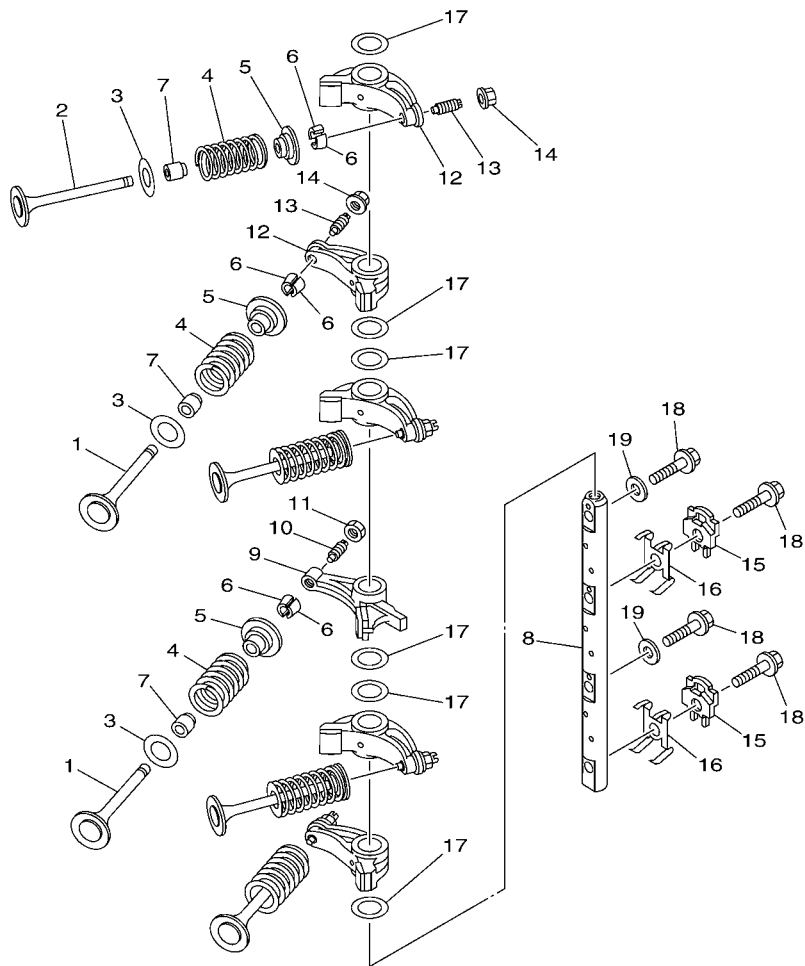
  
6BG1100-H030

REF. NO.	PART NO. No. PEÇA	DESCRIPTION DESCRIÇÃO	6EU1	6EU2	6EU3	REMARKS OBSERVAÇÕES
1	6BG-11411-00	CRANKSHAFT VIRABREQUIM	1	1	1	
2	6BG-11416-00	PLANE BEARING, CRANKSHAFT 1 ROLAMENTO PLANO DO VIRABREQ. 1	8	8	8	UR YELLOW UR YELLOW
	6BG-11416-10	PLANE BEARING, CRANKSHAFT 1 ROLAMENTO PLANO DO VIRABREQ. 1	8	8	8	UR RED UR RED
	6BG-11416-20	PLANE BEARING, CRANKSHAFT 1 ROLAMENTO PLANO DO VIRABREQ. 1	8	8	8	UR PINK UR PINK
	6BG-11416-30	PLANE BEARING, CRANKSHAFT 1 ROLAMENTO PLANO DO VIRABREQ. 1	8	8	8	UR GREEN UR GREEN
3	6C5-11650-10	CONNECTING ROD ASSY BIELA COMPLETA	3	3	3	
4	6C5-11654-00	.BOLT, CONNECTING ROD .PARAFUSO DA BIELA	2	2	2	
5	6CJ-11656-00	PLANE BEARING, CONNECTING ROD BRONZINA PLANA DA BIELA	6	6	6	UR YELLOW UR YELLOW
	6CJ-11656-10	PLANE BEARING, CONNECTING ROD BRONZINA PLANA DA BIELA	6	6	6	UR RED UR RED
	6CJ-11656-20	PLANE BEARING, CONNECTING ROD BRONZINA PLANA DA BIELA	6	6	6	UR PINK UR PINK
	6CJ-11656-30	PLANE BEARING, CONNECTING ROD BRONZINA PLANA DA BIELA	6	6	6	UR GREEN UR GREEN
6	69W-11631-01-97	PISTON (STD) PISTAO (STD)	3	3	3	
	69W-11635-01	PISTON (0.25MM O/S) PISTAO (0.25MM O/S)	3	3	3	AP AP
	69W-11636-01	PISTON (0.50MM O/S) PISTAO (0.50MM O/S)	3	3	3	AP AP
7	67C-11603-00	PISTON RING SET (STD) JOGO DE ANEIS (STD)	3	3	3	
	67C-11604-00	PISTON RING SET (0.25MM O/S) JOGO DE ANEIS (0.25MM O/S)	3	3	3	AP AP
	67C-11605-00	PISTON RING SET (0.50MM O/S) JOGO DE ANEIS (0.50MM O/S)	3	3	3	AP AP
8	62Y-11633-00	PIN, PISTON PINO DO PISTAO	3	3	3	
9	93450-17129	CIRCLIP ANEL TRAVA	6	6	6	
10	93102-43M42	OIL SEAL RETENTOR DE OLEO	1	1	1	
11	93101-35002	OIL SEAL RETENTOR DE OLEO	1	1	1	



**FIG. 5 CYLINDER & CRANKCASE 2 CARCACA DO CILINDRO 2**

REF. NO.	PART NO. No. PEÇA	DESCRIPTION DESCRIÇÃO	6EU1	6EU2	6EU3	REMARKS OBSERVAÇÕES
1	6BG-W009A-01-9S	CYLINDER HEAD COMPLETE CABECOTE DO CILINDRO CONJ	1	1	1	
2	6BG-11111-10-9S	HEAD, CYLINDER 1 CABECOTE DO CILINDRO 1	1	1	1	
3	62Y-11133-30	.GUIDE, VALVE 1 .GUIA DA VALVULA 1	6	6	6	
4	6G8-11325-00	ANODE ANODO	3	3	3	
5	97880-05025	SCREW, PAN HEAD PARAFUSO	3	3	3	
6	6G8-11197-01	PLUG, BLIND TAMPAO BLINDADO	3	3	3	
7	93210-13M63	O-RING ANEL DE BORRACHA	3	3	3	
8	90109-06M65	BOLT PARAFUSO	1	1	1	
9	90430-06014	GASKET GAXETA	1	1	1	
10	6BG-11181-00	GASKET, CYLINDER HEAD 1 GAXETA CABECOTE DO CILINDRO 1	1	1	1	
11	99530-08012	PIN, DOWEL PINO GUIA	2	2	2	
12	90105-09009	BOLT, FLANGE PARAFUSO FLANGE	8	8	8	
13	90119-06MA3	BOLT, WITH WASHER PARAFUSO COM ARRUELA	4	4	4	
14	6BG-11191-00-9S	COVER, CYLINDER HEAD 1 TAMPA, CABECOTE DO CILINDRO 1	1	1	1	
15	62Y-14485-00	.PIPE, JOINT .TUBO DE JUNCAO	1	1	1	
16	6BG-11168-00	COVER, BREATHER TAMPA DE RESPIRO	1	1	1	
17	98507-04010	SCREW, PAN HEAD PARAFUSO CABECA PANELA	4	4	4	
18	92907-04600	WASHER ARRUELA	4	4	4	
19	6BG-11356-00	SEAL, CYLINDER 2 VEDACAO DO CILINDRO 2	1	1	1	
20	97095-06020	BOLT PARAFUSO	7	7	7	
21	92995-06600	WASHER ARRUELA	7	7	7	
22	6BG-11119-00	HANGER, ENGINE ALCA DO MOTOR	1	1	1	
23	97095-06020	BOLT PARAFUSO	2	2	2	
24	92995-06600	WASHER ARRUELA	2	2	2	
25	6G8-15363-00	PLUG, OIL TAMPAO DO NIVEL DE OLEO	1	1	1	
26	93210-24M79	O-RING ANEL DE BORRACHA	1	1	1	
27	94702-00418	PLUG, SPARK (NGK DPR6EB) VELA DE IGNICAO (NGK DPR6EB)	3	3	3	



  
6BG1100-H050

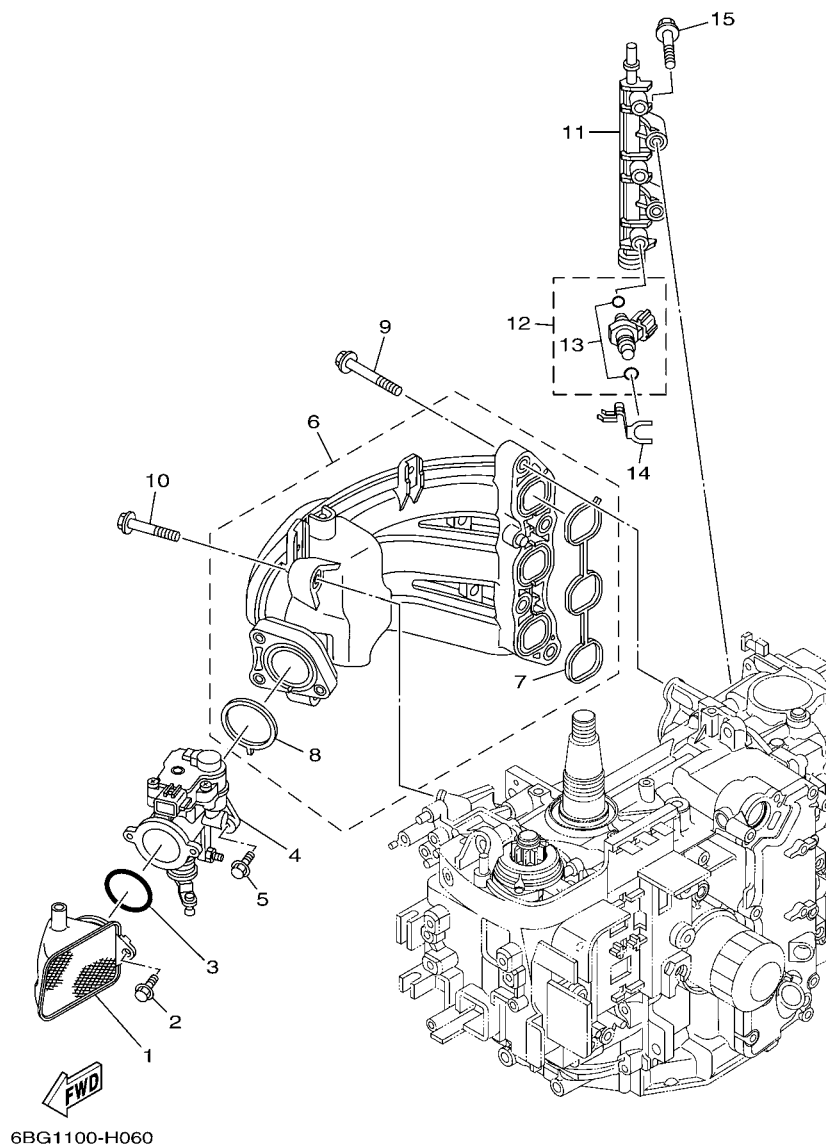
FIG. 6 VALVE

VALVULA

REF. NO.	PART NO. No. PEÇA	DESCRIPTION DESCRIÇÃO	6EU1	6EU2	6EU3	REMARKS OBSERVAÇÕES
1	69W-12111-00	VALVE, INTAKE VALVULA DE ADMISSAO	3	3	3	
2	69W-12121-10	VALVE, EXHAUST VALVULA DE ESCAPE	3	3	3	
3	62Y-12116-00	SEAT, VALVE SPRING ASSENTO INFERIOR DA MOLA	6	6	6	
4	51Y-12114-00	SPRING, VALVE OUTER MOLA DA VALVULA EXTERNA	6	6	6	
5	30X-12117-00	RETAINER, VALVE SPRING ASSENTO SUPERIOR DA MOLA	6	6	6	
6	30X-12118-00	LOCK, VALVE SPRING RETAINER TRAVA DA VALVULA	12	12	12	
7	51Y-12119-00	SEAL, VALVE STEM RETENTOR DA HASTE DA VALVULA	6	6	6	
8	6BG-12146-00	SHAFT, ROCKER EIXO DO BALANCIM	1	1	1	
9	62Y-12151-00	ARM, VALVE ROCKER BRACO DO BALANCIM DA VALVULA	1	1	1	
10	64J-12159-00	SCREW, VALVE ADJUSTING PARAFUSO DE AJUSTE DA VALVULA	1	1	1	
11	62Y-12158-00	NUT, LOCK PORCA TRAVA	1	1	1	
12	6C5-12151-00	ARM, VALVE ROCKER BRACO DO BALANCIM DA VALVULA	5	5	5	
13	6C5-12159-00	SCREW, VALVE ADJUSTING PARAFUSO DE AJUSTE DA VALVULA	5	5	5	
14	6C5-12158-00	NUT, LOCK PORCA TRAVA	5	5	5	
15	6C5-12231-00	GUIDE, STOPPER 1 GUIA LIMITADORA 1	2	2	2	
16	6C5-12233-00	PLATE, GUIDE STOPPER 1 PLACA DA GUIA LIMITADORA 1	2	2	2	
17	90201-16014	WASHER, PLATE ARRUELA PLANA	6	6	6	
18	90105-08060	BOLT, FLANGE PARAFUSO FLANGE	4	4	4	
19	92990-08200	WASHER, PLAIN ARRUELA PLANA	2	2	2	

FIG. 7 INTAKE 1

ADMISSAO 1



REF. NO.	PART NO. No. PEÇA	DESCRIPTION DESCRIÇÃO	6EU1	6EU2	6EU3	REMARKS OBSERVAÇÕES
1	6BG-14440-00	SILENCER ASSY, INTAKE SILENCIADOR DA ADMISSAO CONJ.	1	1	1	
2	95895-06016	BOLT, FLANGE PARAFUSO FLANGE	2	2	2	
3	93210-42159	O-RING ANEL DE BORRACHA	1	1	1	
4	6BG-13750-01	THROTTLE BODY ASSY CORPO DE ACELERAÇÃO CONJ.	1	1	1	
5	95895-06016	BOLT, FLANGE PARAFUSO FLANGE	3	3	3	
6	6BG-13641-00	MANIFOLD, INTAKE 1 TUBO MULTIPLIO DE ADMISSAO 1	1	1	1	
7	6BG-13645-00	.GASKET, MANIFOLD 1 .GAXETA DO TUBO MULTIPLIO 1	1	1	1	
8	6BG-13557-00	.GASKET .GAXETA	1	1	1	
9	90119-08069	BOLT, WITH WASHER PARAFUSO COM ARRUELA	4	4	4	
10	90119-06126	BOLT, WITH WASHER PARAFUSO COM ARRUELA	2	2	2	
11	6BG-13161-00	PIPE, DELIVERY 1 TUBO DE DELIBERACAO 1	1	1	1	
12	6BG-13761-00	INJECTOR INJETOR CONJUNTO	3	3	3	
13	6C5-1410B-00	.PACKING KIT .KIT DE JUNTAS	1	1	1	
14	6BG-13577-00	CLIP PRESILHA	3	3	3	
15	95895-06040	BOLT, FLANGE PARAFUSO FLANGE	2	2	2	

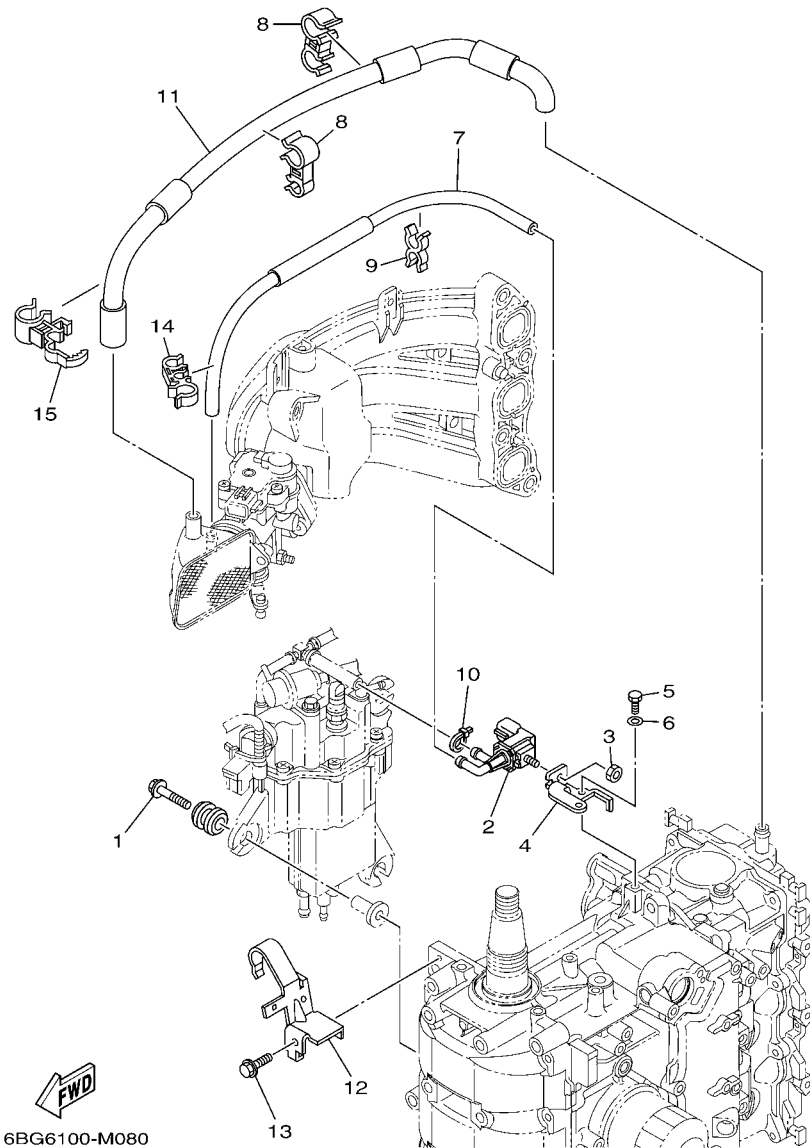
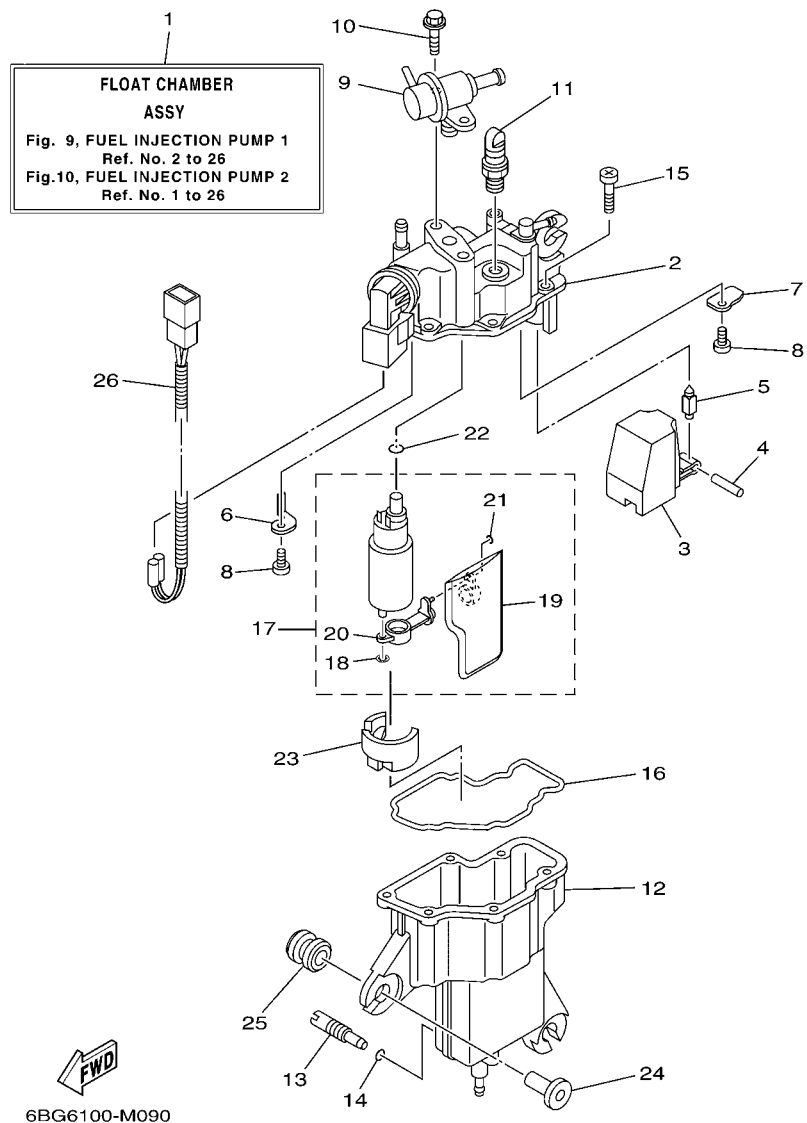


FIG. 8 INTAKE 2

ADMISSAO 2

REF. NO.	PART NO. No. PEÇA	DESCRIPTION DESCRIÇÃO	6EU1	6EU2	6EU3	REMARKS OBSERVAÇÕES
1	90119-06M61	BOLT, WITH WASHER PARAFUSO COM ARRUELA	3	3	3	
2	6C5-86120-00	SOLENOID VALVE ASSY VALVULA SOLENOIDE CONJ.	1	1	1	
3	95380-06600	NUT, HEXAGON PORCA SEXTAVADA	1	1	1	
4	6BG-86112-10	STAY, SOLENOID SUPORTE SOLENOID	1	1	1	
5	97095-06016	BOLT PARAFUSO	1	1	1	
6	92995-06600	WASHER ARRUELA	1	1	1	
7	6BG-12576-00	HOSE 1 MANGUEIRA 1	1	1	1	
8	90464-15007	CLAMP BRACADEIRA	2	2	2	
9	90464-11M24	CLAMP BRACADEIRA	1	1	1	
10	90465-11M10	CLAMP BRACADEIRA	1	1	1	
11	6BG-1531A-00	HOSE, BREATHER 1 MANGUEIRA DO RESPIRO 1	1	1	1	
12	6BG-15378-00	HOLDER SUPORTE	1	1	1	
13	90119-06037	BOLT, WITH WASHER PARAFUSO COM ARRUELA	1	1	1	
14	90464-15008	CLAMP BRACADEIRA	1	1	1	
15	90464-15011	CLAMP BRACADEIRA	1	1	1	

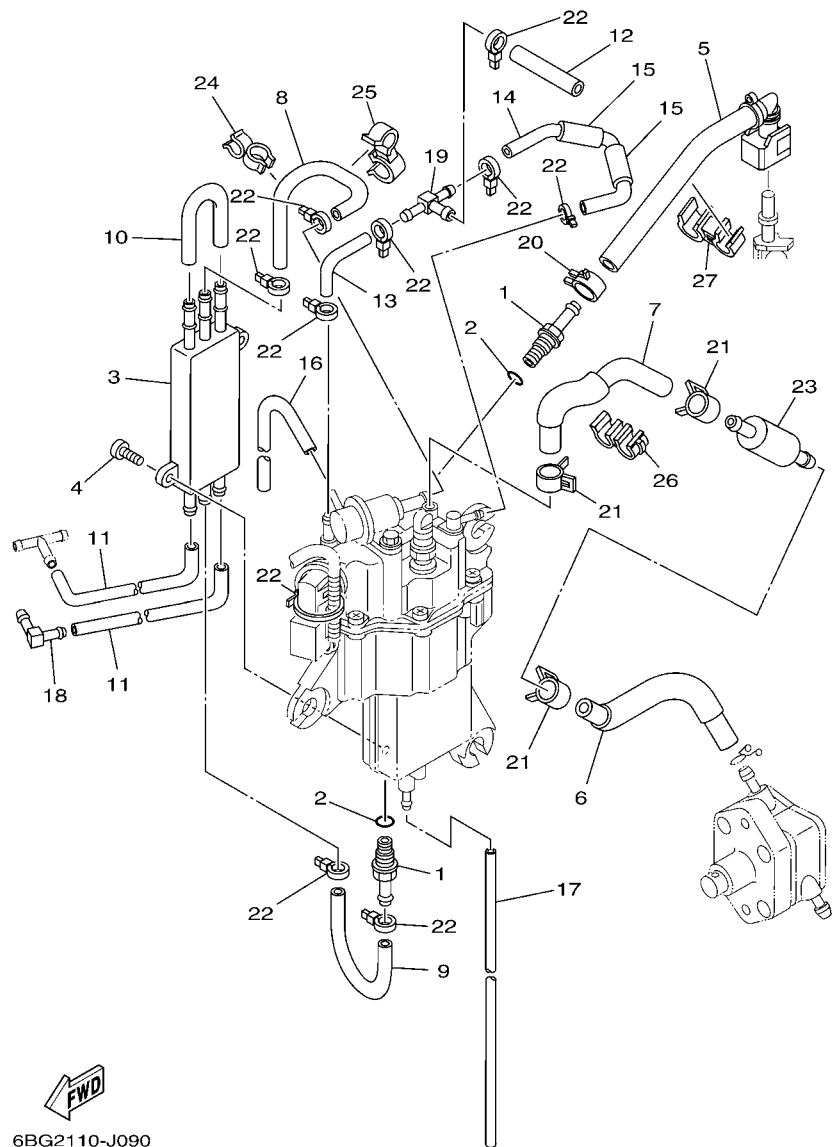


**FIG. 9 FUEL INJECTION PUMP 1 BOMBA DE INJECAO COMBUSTIVEL 1**

REF. NO.	PART NO. No. PEÇA	DESCRIPTION DESCRIÇÃO	6EU1	6EU2	6EU3	REMARKS OBSERVAÇÕES
1	6BG-14180-20	FLOAT CHAMBER ASSY CAMARA DA BOIA CJ	1	1	1	
2	6BG-14182-10	COVER, FLOAT CHAMBER TAMPA DA CAMARA DA BOIA	1	1	1	
3	6BG-14985-00	FLOAT BOIA	1	1	1	
4	6C5-14386-00	PIN, FLOAT PINO DA BOIA	1	1	1	
5	6C5-14546-10	VALVE, NEEDLE VALVULA DA AGULHA	1	1	1	
6	6BG-2441R-10	PLATE, BAFFLE 1 PLACA DEFLETORA 1	1	1	1	
7	6BG-2441T-10	PLATE, BAFFLE 2 PLACA DEFLETORA 2	1	1	1	
8	6C5-24453-00	SCREW PARAFUSO	2	2	2	
9	6C5-13906-01	REGULATOR, PRESSURE REGULADOR DE PRESSAO	1	1	1	
10	6C5-24592-00	BOLT PARAFUSO	2	2	2	
11	6C5-14225-00	CAP CAPA	1	1	1	
12	6BG-14960-10	BODY ASSY COBERTURA CONJUNTO	1	1	1	
13	6C5-14191-00	PLUG, DRAIN TAMPAO DE DRENO	1	1	1	
14	6C5-14397-00	O-RING TUBO DE RESPIRO	1	1	1	
15	6C5-14567-00	SCREW PARAFUSO	6	6	6	
16	6BG-14984-00	GASKET, FLOAT CHAMBER GAXETA DA CAMARA DA BOIA.	1	1	1	
17	6BG-13910-01	FUEL PUMP ASSY BOMBA DE COMBUSTIVEL COMPLETA	1	1	1	
18	6C5-14127-10	.CLIP .CLIPE	1	1	1	
19	6BG-13915-00	.FILTER .FILTRO	1	1	1	
20	6BG-13938-00	.PIPE .TUBO	1	1	1	
21	6BG-14137-00	.CLIP .PRESILHA	1	1	1	
22	6BG-14561-00	O-RING ANEL DE BORRACHA	1	1	1	
23	6BG-13593-00	DAMPER AMORTIZADOR	1	1	1	
24	90387-06M69	COLLAR ESPACADOR	3	3	3	
25	90480-09M12	GROMMET ILHO DE BORRACHA	3	3	3	
26	6BG-82553-00	EXTENSION, WIRE LEAD EXTENSAO DO CHICOTE DE FIOS.	1	1	1	

FIG. 10 FUEL INJECTION PUMP 2

BOMBA DE INJECÃO COMBUSTÍVEL 2



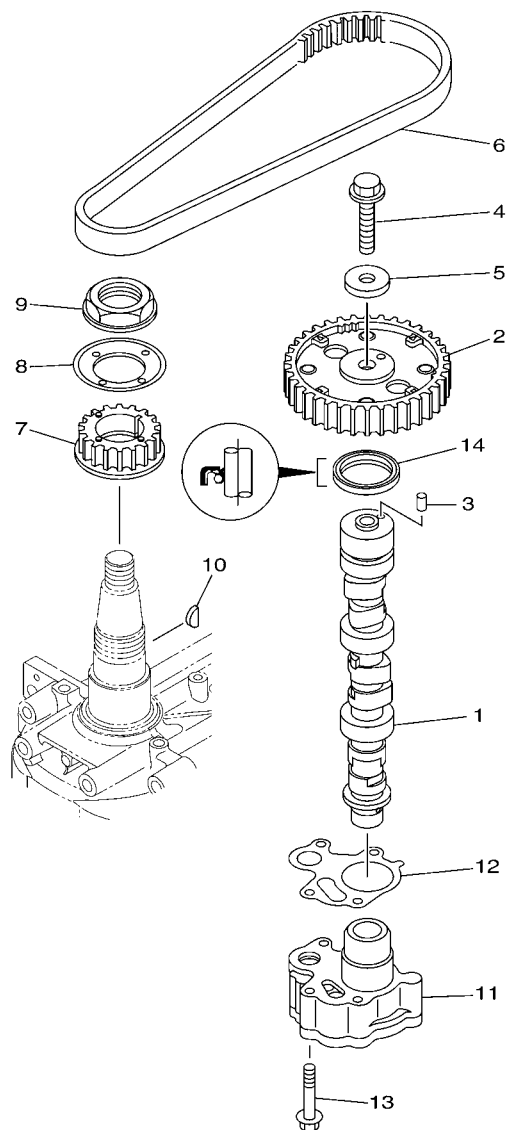
6BG2110-J090

REF. NO.	PART NO. No. PEÇA	DESCRIPTION DESCRIÇÃO	6EU1	6EU2	6EU3	REMARKS OBSERVAÇÕES
1	6C5-14251-00	NIPPLE NIPLE	2	2	2	
2	6C5-13739-00	O-RING ANEL DE BORRACHA	2	2	2	
3	6C5-21841-00	COOLER REFRIGERADOR	1	1	1	
4	6C5-24444-00	SCREW PARAFUSO	2	2	2	
5	6BG-13974-00	PIPE, FUEL 4 TUBO DE COMBUSTÍVEL 4	1	1	1	
6	6BG-2451B-20	HOSE, FUEL INLET TUBO DE ENTRADA DO COMBUSTÍVEL	1	1	1	
7	6BG-14148-20	PIPE TUBO	1	1	1	
8	6BG-24321-20	PIPE 10 TUBO 10	1	1	1	
9	6BG-24322-20	PIPE 11 TUBO 11	1	1	1	
10	6BG-24323-00	PIPE 12 TUBO 12	1	1	1	
11	6BG-24324-00	PIPE 13 TUBO 13	2	2	2	
12	6C5-13547-00	HOSE 3 MANGUEIRA 3	1	1	1	
13	6BG-13545-00	HOSE 1 MANGUEIRA 1	1	1	1	
14	6BG-13546-00	HOSE 2 MANGUEIRA 2	1	1	1	
15	6BG-13548-00	HOSE, AIR 4 MANGUEIRA DE AR 4	2	2	2	
16	6BG-13542-00	HOSE, VACUUM SENSING 1 TUBO DE VACUO 1	1	1	1	
17	6BG-14149-00	PIPE TUBO	1	1	1	
18	6C5-1410F-00	CONNECTOR CONECTOR	1	1	1	
19	6C5-24379-00	PIPE, JOINT 4 JUNÇÃO DO TUBO 4	1	1	1	
20	6C5-13577-00	CLIP PRESILHA	1	1	1	
21	6BG-24387-00	CLIP PRESILHA	3	3	3	
22	90465-11M10	CLAMP BRACADEIRA	10	10	10	
23	6C5-24251-00	STRAINER 1 FILTRO 1	1	1	1	
24	90464-12006	CLAMP BRACADEIRA	1	1	1	
25	90464-12010	CLAMP BRACADEIRA	1	1	1	
26	90464-12224	CLAMP BRACADEIRA	1	1	1	
27	90464-15007	CLAMP BRACADEIRA	1	1	1	



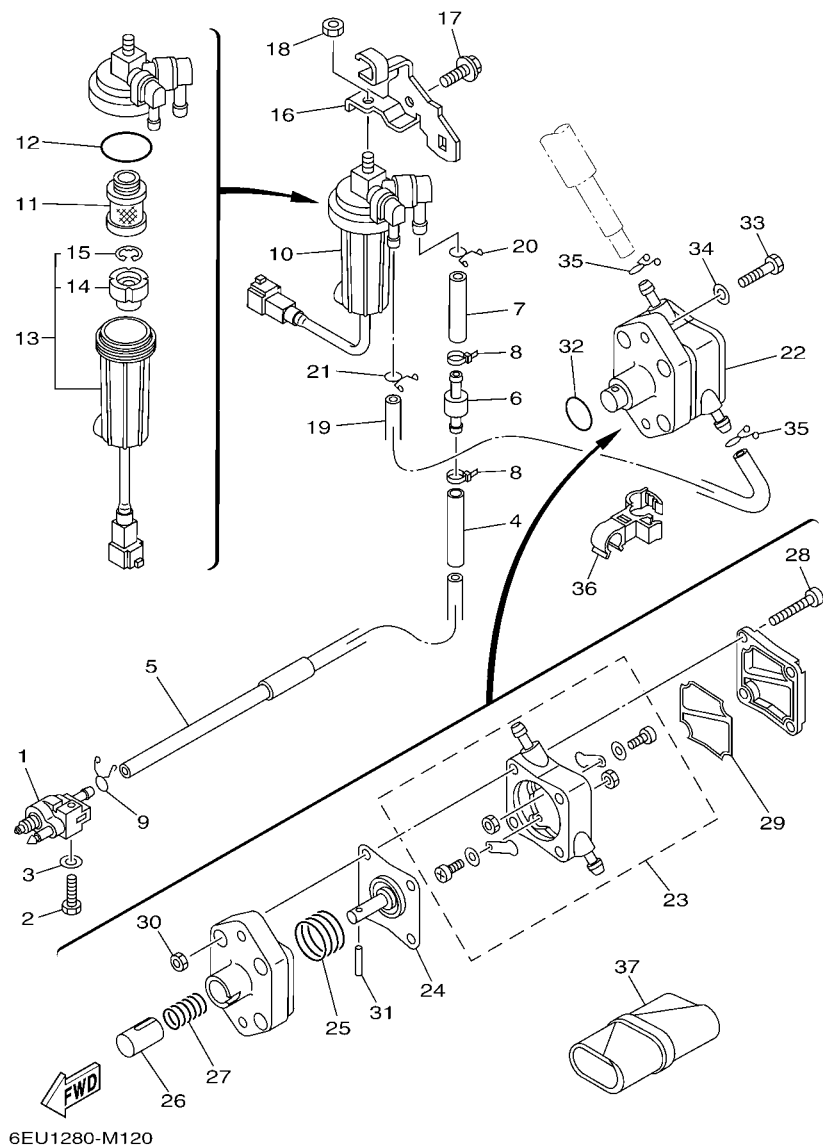
FIG. 11 OIL PUMP

BOMBA DE OLEO



  
6EU1280-M110

REF. NO.	PART NO. No. PEÇA	DESCRIPTION DESCRIÇÃO	6EU1	6EU2	6EU3	REMARKS OBSERVAÇÕES
1	6BG-12171-00	CAMSHAFT 1 EIXO DE COMANDO 1	1	1	1	
2	6C5-11537-10	GEAR, DRIVEN ENGRENAGEM MOTRIZ	1	1	1	
3	93605-17002	PIN, DOWEL PINO	1	1	1	
4	95817-10035	BOLT, FLANGE PARAFUSO FLANGE	1	1	1	
5	90201-10144	WASHER, PLATE ARRUELA PLANA	1	1	1	
6	6C5-46241-00	BELT CINTO	1	1	1	
7	6C5-11536-00	GEAR, DRIVE ENGRENAGEM MOTORA	1	1	1	
8	62Y-11557-00	WASHER 1 ARRUELA 1	1	1	1	
9	90179-35001	NUT PORCA	1	1	1	
10	90280-03M01	KEY, WOODRUFF CHAVETA MEIA LUA	1	1	1	
11	6BG-13300-01	OIL PUMP ASSY BOMBA DE OLEO COMPLETA	1	1	1	
12	6C5-13329-00	GASKET, PUMP COVER GAXETA DA TAMPA DA BOMBA	1	1	1	
13	90119-06025	BOLT, WITH WASHER PARAFUSO COM ARRUELA	4	4	4	
14	93102-37M40	OIL SEAL RETENTOR DE OLEO	1	1	1	



6EU1280-M120

FIG. 12 FUEL

COMBUSTIVEL

REF. NO.	PART NO. No. PEÇA	DESCRIPTION DESCRIÇÃO	6EU1	6EU2	6EU3	REMARKS OBSERVAÇÕES
1	6G1-24304-02	FUEL PIPE JOINT COMP. 1 JUNCAO TUBO DE COMBUSTIVEL 1	1	1	1	
2	97095-06025	BOLT PARAFUSO	1	1	1	
3	92995-06600	WASHER ARRUELA	1	1	1	
4	90445-14020	HOSE (L65) TUBO (L65)	1	1	1	
5	6BG-24313-00	PIPE 3 TUBO 3	1	1	1	
6	67F-24377-00	PIPE, JOINT 2 JUNCAO DO TUBO 2	1	1	1	
7	90445-13M02	HOSE (L40) TUBO (L40)	1	1	1	
8	90465-11M10	CLAMP BRACAIDEIRA	2	2	2	
9	90467-09M17	CLIP PRESILHA	1	1	1	
10	6D8-24560-01	FILTER ASSY FILTRO DE COMBUSTIVEL CONJ.	1	1	1	
11	6D8-24563-00	.ELEMENT, FILTER .ELEMENTO DO FILTRO	1	1	1	
12	6D8-24564-00	.GASKET .GAXETA	1	1	1	
13	6D8-24562-00	.CUP, FILTER .COPO DO FILTRO	1	1	1	
14	6D8-24469-00	..FLOAT, WATER LEVEL ..BOIA DO NIVEL D'AGUA	1	1	1	
15	6D8-24519-00	..CLIP ..PRESILHA	1	1	1	
16	6BG-24566-01	BRACKET, FILTER SUPORTE DO FILTRO	1	1	1	
17	95895-08016	BOLT, FLANGE PARAFUSO FLANGE	1	1	1	
18	95380-08600	NUT PORCA	1	1	1	
19	6BG-24311-00	PIPE, FUEL 1 TUBO DE COMBUSTIVEL 1	1	1	1	
20	90467-11M08	CLIP PRESILHA	1	1	1	
21	90467-11M08	CLIP PRESILHA	1	1	1	
22	6C5-24410-00	FUEL PUMP ASSY BOMBA DE COMBUSTIVEL CONJ.	1	1	1	
23	6C5-24415-00	.BODY 4 .COBERTURA 4	1	1	1	
24	62Y-24411-02	.DIAPHRAGM .DIAFRAGMA	1	1	1	
25	62Y-24423-00	.SPRING, DIAPHRAGM .MOLA DO DIAFRAGMA	1	1	1	
26	62Y-13131-00	.PLUNGER .ESPACADOR	1	1	1	
27	62Y-24454-00	.SPRING .MOLA	1	1	1	

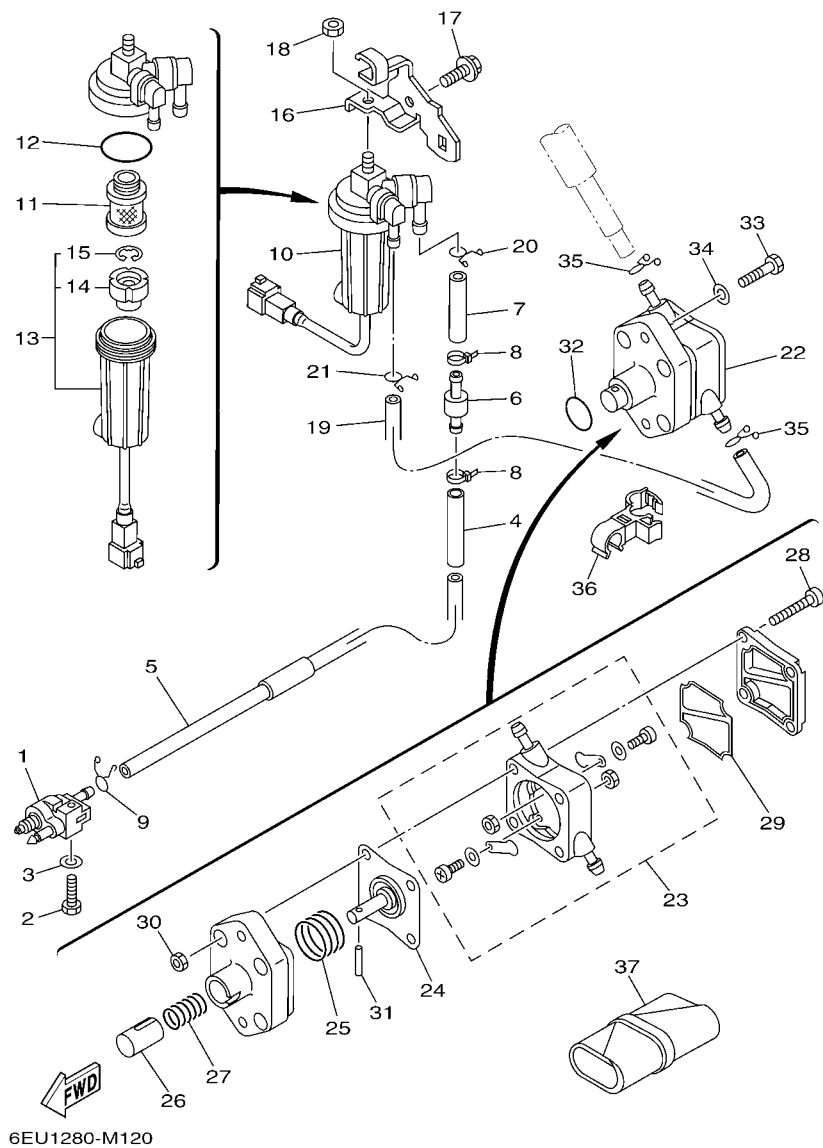


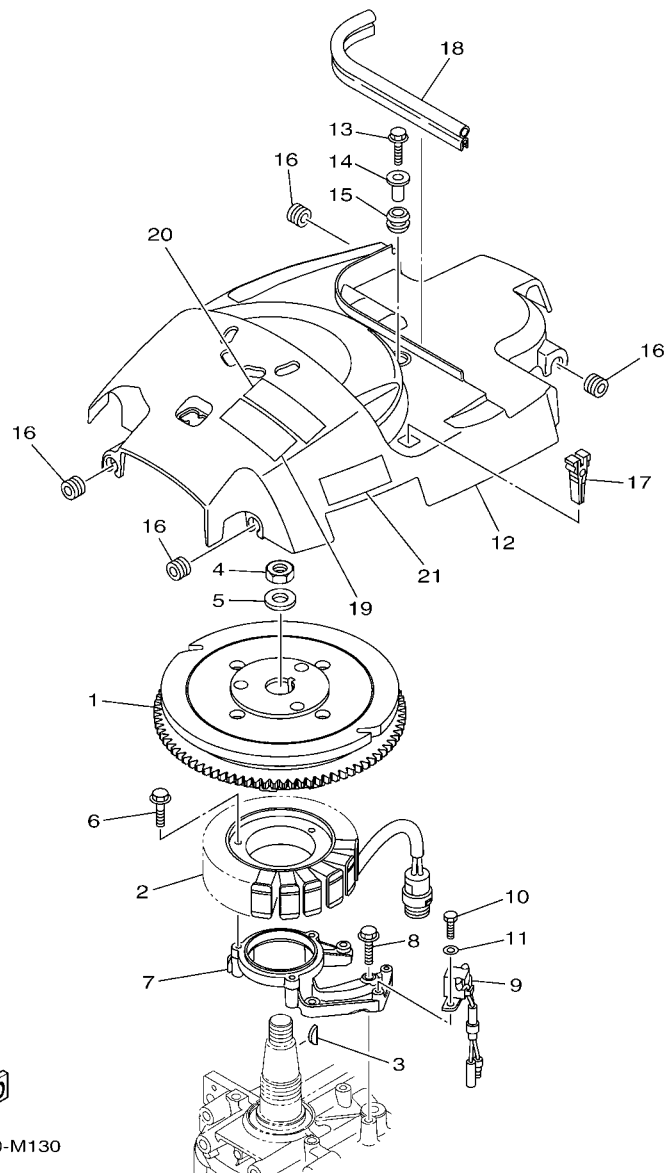
FIG. 12 FUEL

COMBUSTIVEL

REF. NO.	PART NO. No. PEÇA	DESCRIPTION DESCRIÇÃO	6EU1	6EU2	6EU3	REMARKS OBSERVAÇÕES
28	62Y-24444-01	.SCREW .PARAFUSO	4	4	4	
29	6C5-24471-00	.DIAPHRAGM .DIAFRAGMA	1	1	1	
30	95380-05600	.NUT .PORCA	4	4	4	
31	62Y-24374-01	.PIN .PINO	1	1	1	
32	93210-24M79	O-RING ANEL DE BORRACHA	1	1	1	
33	97095-06030	BOLT PARAFUSO	2	2	2	
34	92995-06600	WASHER ARRUELA	2	2	2	
35	90467-10M04	CLIP PRESILHA	2	2	2	
36	90464-12012	CLAMP BRACADEIRA	1	1	1	
37	6C5-28100-00	TOOL KIT JOGO DE FERRAMENTAS	1	1	1	UR UR
	6C5-28100-10	TOOL KIT JOGO DE FERRAMENTAS	1	1	1	UR UR

FIG. 13 GENERATOR

GERADOR

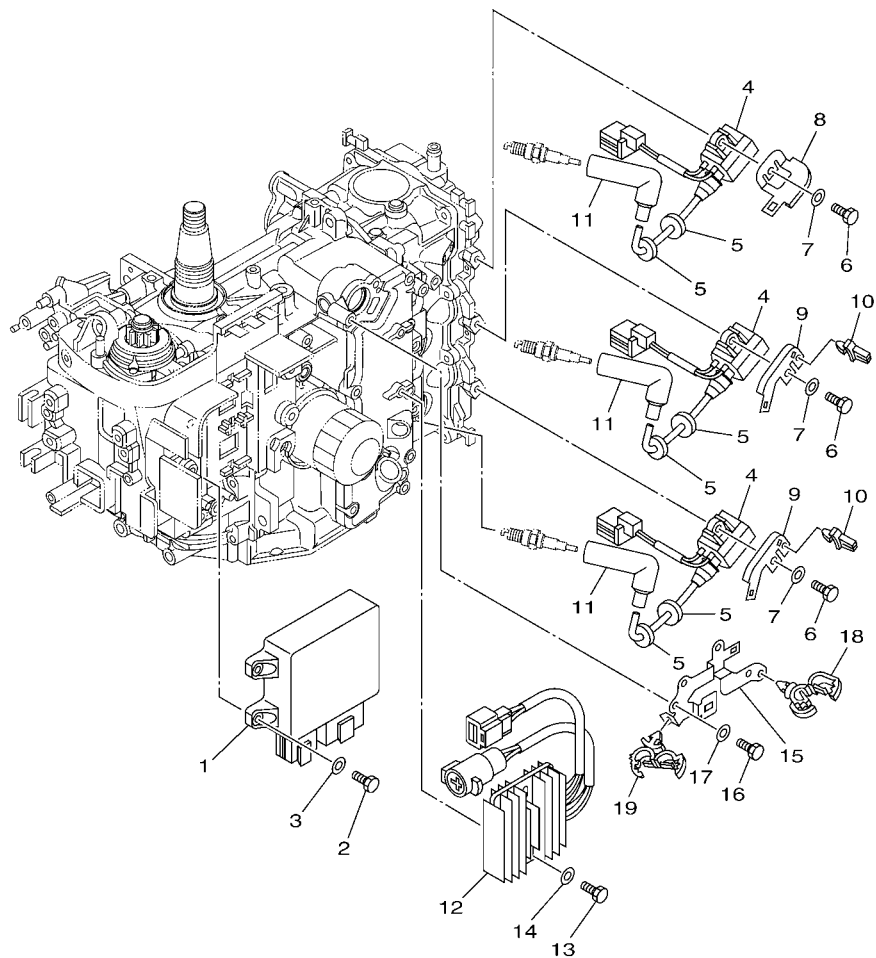


6EU1280-M130

REF. NO.	PART NO. No. PEÇA	DESCRIPTION DESCRIÇÃO	6EU1	6EU2	6EU3	REMARKS OBSERVAÇÕES
1	6BG-81450-00	ROTOR ASSY ROTOR DO MAGNETO CONJ.	1	1	1	
2	6BG-81410-00	STATOR ASSY ESTATOR CONJ.	1	1	1	
3	6H4-11545-00	KEY, WOODRUFF CHAVETA	1	1	1	
4	90170-20137	NUT PORCA	1	1	1	
5	90201-21M18	WASHER, PLATE ARRUELA PLANA	1	1	1	
6	95023-06030	BOLT PARAFUSO	3	3	3	
7	6BG-85561-00-94	BASE, MAGNETO BASE DO MAGNETO	1	1	1	
8	95023-06030	BOLT PARAFUSO	4	4	4	
9	6AH-85580-00	COIL, PULSER BOBINA DE PULSO CONJUNTO	1	1	1	
10	97095-05016	BOLT PARAFUSO	2	2	2	
11	92995-05600	WASHER ARRUELA	2	2	2	
12	6BG-81337-10	COVER, FLYWHEEL TAMPA DO ROTOR	1	1	1	
13	95895-06020	BOLT, FLANGE PARAFUSO FLANGE	1	1	1	
14	90387-06285	COLLAR ESPACADOR	1	1	1	
15	90480-15M31	GROMMET ILHO DE BORRACHA	1	1	1	
16	90480-12314	GROMMET ILHO DE BORRACHA	4	4	4	
17	67F-2812A-00	PULLER, FUSE PINÇA DO FUSIVEL	1	1	1	
18	6BG-42617-00	DAMPER, FORM AMORTIZADOR DO CONTORNO	1	1	1	
19	6AH-81995-70	LABEL, WARNING ETIQUETA ADVERTENCIA	1	1	1	
20	6AH-81994-70	LABEL, SAFETY ETIQUETA DE SEGURANCA	1	1	1	
21	6BG-81919-00	GRAPHIC, REGULATOR GRAFICO DO REGULADOR	1	1	1	

FIG. 14 ELECTRICAL 1

SISTEMA ELETRICO 1

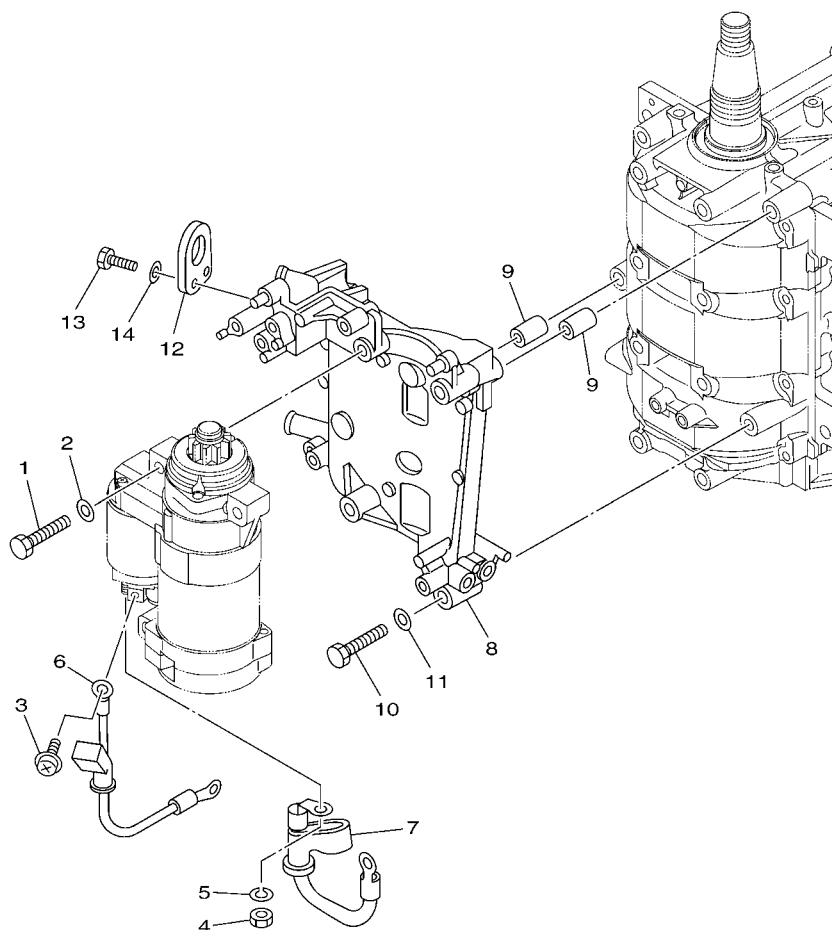


  
6BG1100-H130

REF. NO.	PART NO. No. PEÇA	DESCRIPTION DESCRIÇÃO	6EU1	6EU2	6EU3	REMARKS OBSERVAÇÕES
1	6BG-8591A-13	ENGINE CONTROL UNIT ASSY UNIDADE DE CONTROLE MOTORA CJ	1	1	1	
2	97095-06025	BOLT PARAFUSO	4	4	4	
3	92995-06600	WASHER ARRUELA	4	4	4	
4	6BG-85570-00	IGNITION COIL ASSY BOBINA DE IGNICAO CONJ.	3	3	3	
5	90480-25003	GROMMET ILHO DE BORRACHA	6	6	6	
6	97095-06025	BOLT PARAFUSO	3	3	3	
7	92995-06600	WASHER ARRUELA	3	3	3	
8	6BG-82398-00	PLATE 3 PLACA 3	1	1	1	
9	6BG-82389-00	PLATE 2 PLACA 2	2	2	2	
10	90464-06001	CLAMP BRACADEIRA	2	2	2	
11	6AH-82370-00	PLUG CAP ASSY CACHIMBO DA VELA CONJ.	3	3	3	
12	6BG-81960-00	RECTIFIER & REGULATOR ASSY RETIFICADOR & REGULADOR CONJ.	1	1	1	
13	97095-06025	BOLT PARAFUSO	2	2	2	
14	92995-06600	WASHER ARRUELA	2	2	2	
15	6BG-81528-00	CLAMP 1 GRAMPO 1	1	1	1	
16	97095-06016	BOLT PARAFUSO	2	2	2	
17	92995-06600	WASHER ARRUELA	2	2	2	
18	90464-13249	CLAMP BRACADEIRA	3	3	3	
19	90464-18246	CLAMP BRACADEIRA	1	1	1	

FIG. 15 ELECTRICAL 2

SISTEMA ELETRICO 2

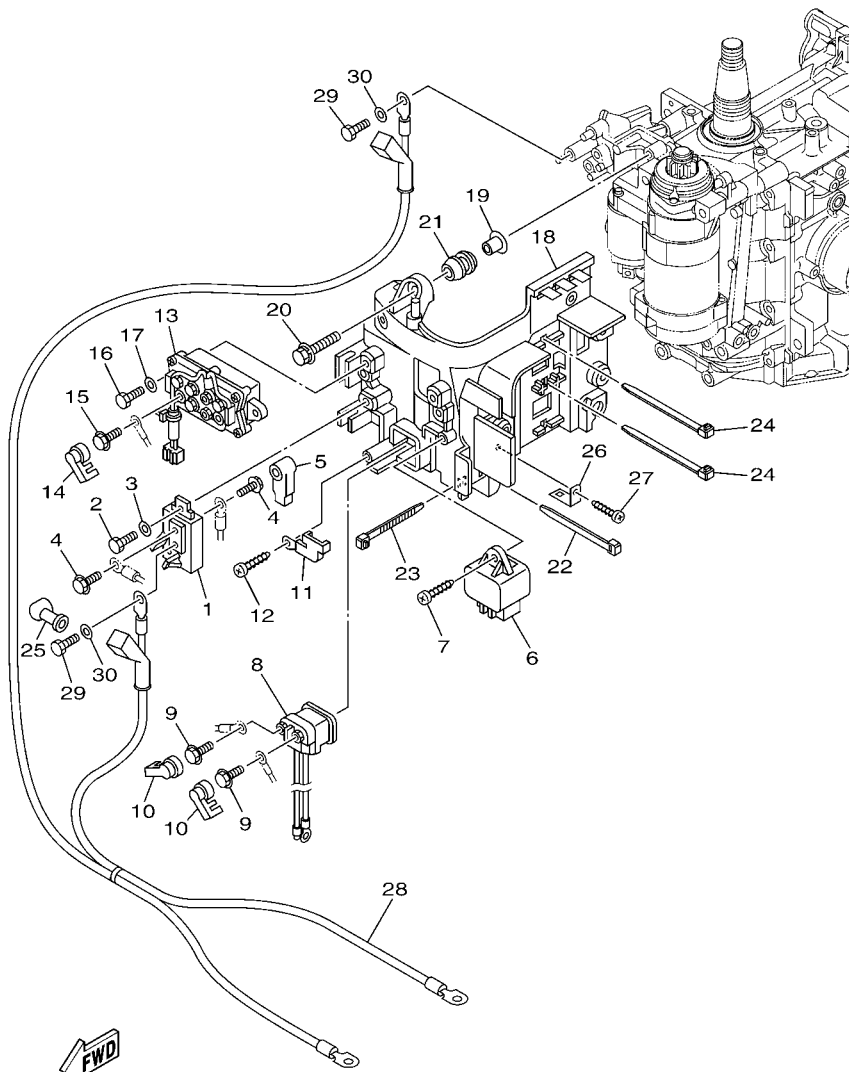


**FWD**  
6BG1100-H140

REF. NO.	PART NO. No. PEÇA	DESCRIPTION DESCRIÇÃO	6EU1	6EU2	6EU3	REMARKS OBSERVAÇÕES
1	97013-08045	BOLT PARAFUSO	3	3	3	
2	92903-08600	WASHER, PLATE ARRUELA PLANA	3	3	3	
3	90159-05M12	SCREW, WITH WASHER PARAFUSO COM ARRUELA	1	1	1	
4	95333-08600	NUT PORCA	1	1	1	
5	92903-08100	WASHER, SPRING ARRUELA COM MOLA	1	1	1	
6	6BG-81815-00	CORD, STARTER MOTOR CHICOTE DO MOTOR DE ARRANQUE	1	1	1	
7	6BG-82115-00	WIRE, PLUS LEAD FIO POSITIVO DA BATERIA	1	1	1	
8	6BG-81822-00-94	BRACKET, STARTING MOTOR SUPORTE DO MOTOR DE ARRANQUE	1	1	1	
9	99590-10114	PIN, DOWEL PINO GUIA	2	2	2	
10	97095-08045	BOLT PARAFUSO	4	4	4	
11	92995-08600	WASHER ARRUELA	4	4	4	
12	62Y-11119-00	HANGER, ENGINE ALCA DO MOTOR	1	1	1	
13	97095-06020	BOLT PARAFUSO	2	2	2	
14	92995-06600	WASHER ARRUELA	2	2	2	

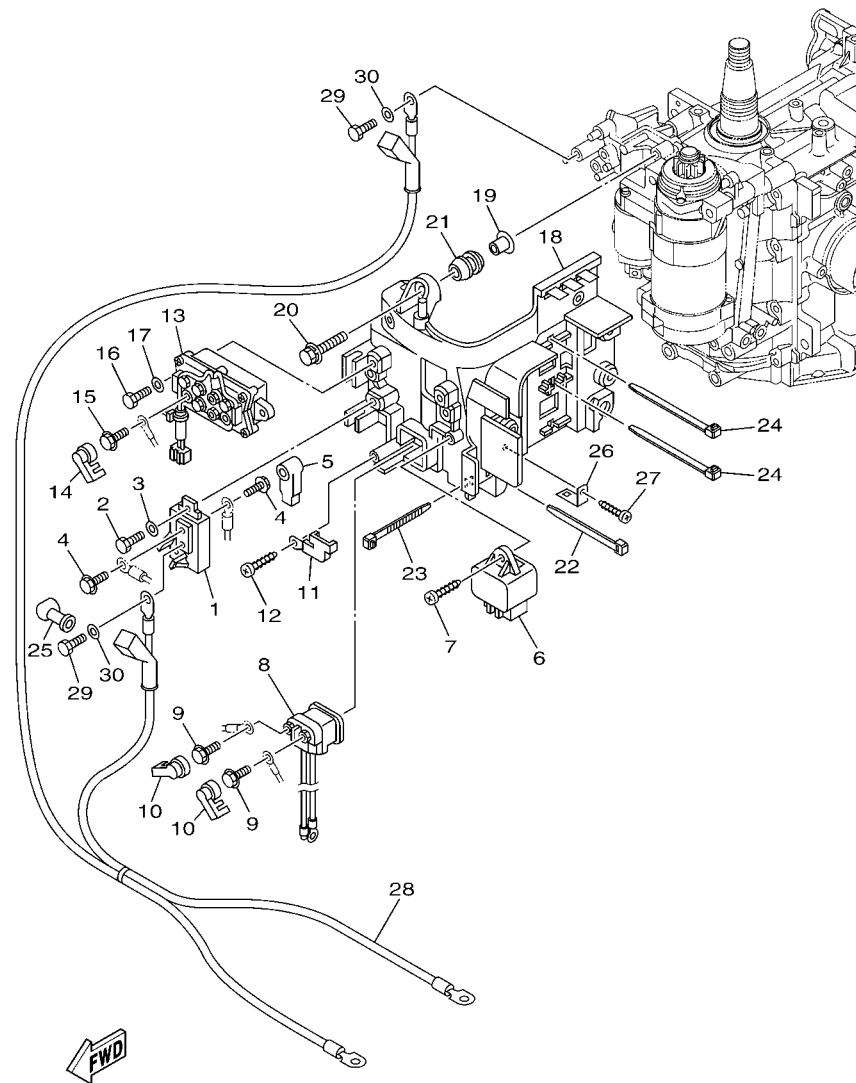
FIG. 16 ELECTRICAL 3

SISTEMA ELETRICO 3



6BG3110-K160

REF. NO.	PART NO. No. PEÇA	DESCRIPTION DESCRIÇÃO	6EU1	6EU2	6EU3	REMARKS OBSERVAÇÕES
1	6BG-81925-00	TERMINAL	1	1	1	
2	97095-06016	BOLT	1	1	1	
3	92995-06600	WASHER	1	1	1	
4	97595-06610	BOLT, WITH WASHER	2	2	2	
5	682-82119-01	COVER, LEAD WIRE	1	1	1	
6	60E-81950-00	RELAY ASSY	1	1	1	
7	97780-60620	SCREW, TAPPING	1	1	1	
8	6AW-8194A-00	RELAY	1	1	1	
9	97595-06610	BOLT, WITH WASHER	2	2	2	
10	6P2-8183X-00	CAP, TERMINAL	2	2	2	
11	68F-81953-00	STAY, RELAY	1	1	1	
12	97780-60620	SCREW, TAPPING	1	1	1	
13	63P-81950-00	RELAY ASSY	1			
14	6P2-8183X-00	CAP, TERMINAL	2			
15	97595-06610	BOLT, WITH WASHER	2			
16	97095-06020	BOLT	2			
17	92995-06600	WASHER	2			
18	6BG-81948-00	BRACKET	1	1	1	
19	90387-06119	COLLAR	6	6	6	
20	90119-06M59	BOLT, WITH WASHER	6	6	6	
21	6A0-82317-00	DAMPÉR, IGNITION COIL	6	6	6	
22	90465-13M24	CLAMP	1	1	1	
23	90465-13M39	CLAMP	1	1	1	
24	90465-14M66	CLAMP	2	2	2	
25	6G5-82119-00	COVER, LEAD WIRE	1	1	1	
26	68V-85548-00	HOLDER	1	1	1	
27	97780-60620	SCREW, TAPPING	1	1	1	



6BG3110-K160

FIG. 16 ELECTRICAL 3

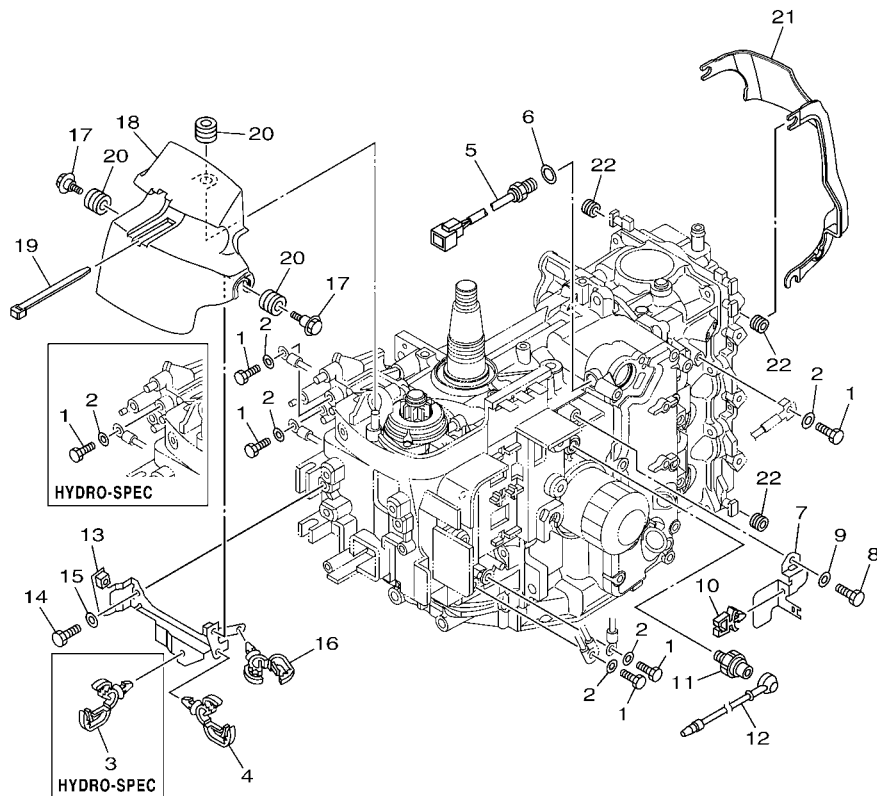
SISTEMA ELETRICO 3

REF. NO.	PART NO. No. PEÇA	DESCRIPTION DESCRIÇÃO	6EU1	6EU2	6EU3	REMARKS OBSERVAÇÕES
28	6BG-82105-01	BATTERY CABLE CABO DE BATERIA	1	1	1	AP AP
29	97095-06016	BOLT PARAFUSO	2	2	2	AP AP
30	92995-06600	WASHER ARRUELA	2	2	2	AP AP
-----						
-----						
-----						
-----						
-----						
-----						
-----						
-----						
-----						
-----						



FIG. 17 ELECTRICAL 4

SISTEMA ELETRICO 4



6BG1100-H160

REF. NO.	PART NO. No. PEÇA	DESCRIPTION DESCRIÇÃO	6EU1	6EU2	6EU3	REMARKS OBSERVAÇÕES
1	97095-06016	BOLT PARAFUSO	5			
	97095-06016	BOLT PARAFUSO		4	4	
2	92995-06600	WASHER ARRUELA	5			
	92995-06600	WASHER ARRUELA		4	4	
3	90464-13249	CLAMP BRACADEIRA		1	1	
4	90464-13249	CLAMP BRACADEIRA	1	1	1	
5	6CJ-85790-00	THERMOSENSOR ASSY TERMOSTATO	1	1	1	
6	90430-14115	GASKET GAXETA	1	1	1	
7	6BG-82388-00	PLATE PLACA	1	1	1	
8	97095-06016	BOLT PARAFUSO	1	1	1	
9	92995-06600	WASHER ARRUELA	1	1	1	
10	90464-06001	CLAMP BRACADEIRA	1	1	1	
11	64J-82504-00	OIL PRESSURE SWITCH ASSY SENSOR DE PRESSAO DO OLEO	1	1	1	
12	68V-81315-00	LEAD WIRE ASSY CHICOTE DE FIOS CONJ.	1	1	1	
13	6BG-8257V-00	PLATE, CONNECTOR PLACA CONECTORA	1	1	1	
14	97095-06016	BOLT PARAFUSO	2	2	2	
15	92995-06600	WASHER ARRUELA	2	2	2	
16	90464-18246	CLAMP BRACADEIRA	1	1	1	
17	90109-06MA1	BOLT PARAFUSO	2	2	2	
18	6BG-81942-00	COVER TAMPA	1	1	1	
19	90465-13M24	CLAMP BRACADEIRA	1	1	1	
20	90480-12314	GROMMET ILHO DE BORRACHA	3	3	3	
21	6BG-11192-00	COVER, CYLINDER HEAD 2 TAMPA, CABECOTE DO CILINDRO 2	1	1	1	
22	90480-12314	GROMMET ILHO DE BORRACHA	3	3	3	

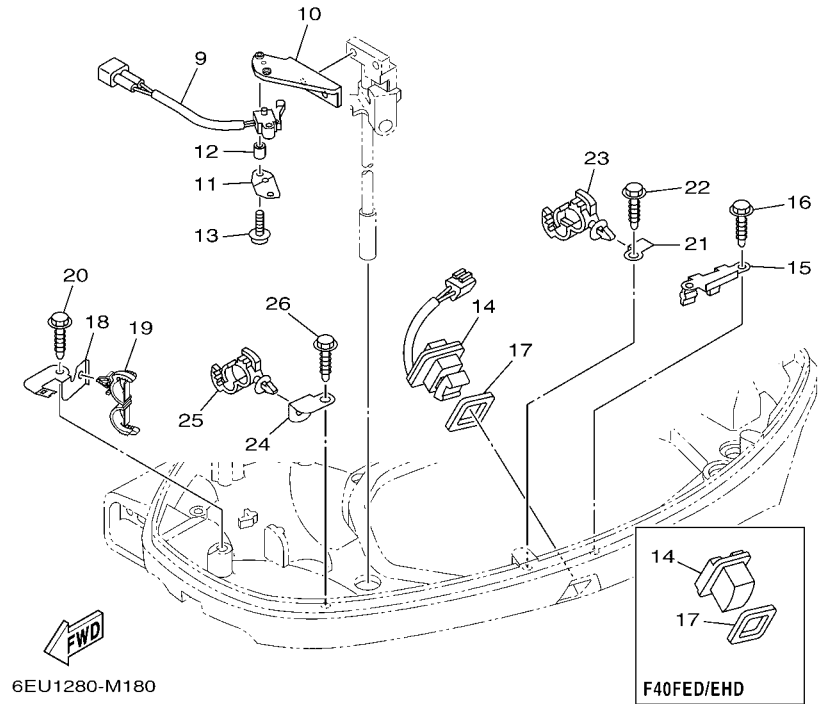
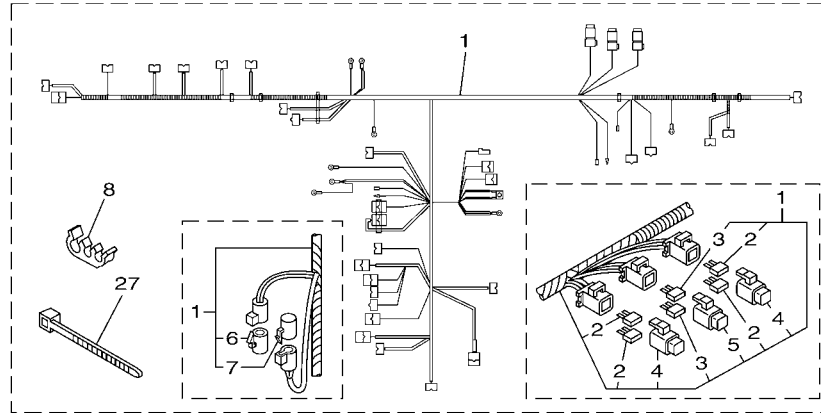


FIG. 18 ELECTRICAL 5

ELETRICA 5

REF. NO.	PART NO. No. PEÇA	DESCRIPTION DESCRIÇÃO	6EU1	6EU2	6EU3	REMARKS OBSERVAÇÕES
1	6BG-82590-03	WIRE HARNESS ASSY CHICOTE PRINCIPAL COMPLETO	1			
	6BG-82590-13	WIRE HARNESS ASSY CHICOTE PRINCIPAL COMPLETO		1	1	
2	67F-82151-00	.FUSE (20A) .FUSIVEL (20A)	4	4	4	
3	67F-82151-10	.FUSE (30A) .FUSIVEL (30A)	2	2	2	
4	67F-8215B-10	.CAP (YELLOW) .TAMPAO	2	2	2	
5	67F-8215B-20	.CAP (GREEN) .TAMPAO	1	1	1	
6	6P2-82582-00	.CAP 1 (FEMALE) .TAMPAO 1	1			FOR 6BG-82590-03
7	6P2-82582-10	.CAP 1 (MALE) .TAMPAO 1	1			FOR 6BG-82590-03
8	90464-11008	CLAMP BRACADEIRA	1	1	1	FOR 6BG-82590-03
9	60V-8259F-00	SWITCH ASSY INTERRUPTOR DE COMANDO CONJ.	1	1	1	
10	6CJ-82554-00	STAY, NEUTRAL SWITCH FIXADOR DO INTERRUPTOR NEUTRO	1	1	1	
11	61A-82588-01	PLATE PLACA	1	1	1	
12	90387-04001	COLLAR ESPADADOR	1	1	1	
13	97985-04116	SCREW, WITH WASHER PARAFUSO	2	2	2	
14	69J-82563-00	TRIM & TILT SWITCH ASSY INTERRUPTOR TRIM & TILT CONJ.	1			
	69J-42723-01	COVER, BOTTOM TAMPA INTERNA		1	1	
15	6BG-83614-00	BRACKET SUPPORTO	1	1	1	
16	90109-06M86	BOLT PARAFUSO	2	2	2	
17	69J-82587-00	GASKET GAXETA	1	1	1	
18	6BG-42811-01	STAY FIXADOR	1	1	1	
19	90464-18205	CLAMP BRACADEIRA	1	1	1	
20	90109-06M86	BOLT PARAFUSO	1	1	1	
21	6BG-42743-00	BRACKET SUPPORTO	1	1	1	
22	90109-06M86	BOLT PARAFUSO	1	1	1	
23	90464-20181	CLAMP BRACADEIRA	1	1	1	
24	63P-42756-00	STAY, CLAMP SUPPORTO FIXADOR	1	1	1	
25	90464-20181	CLAMP BRACADEIRA	1	1	1	

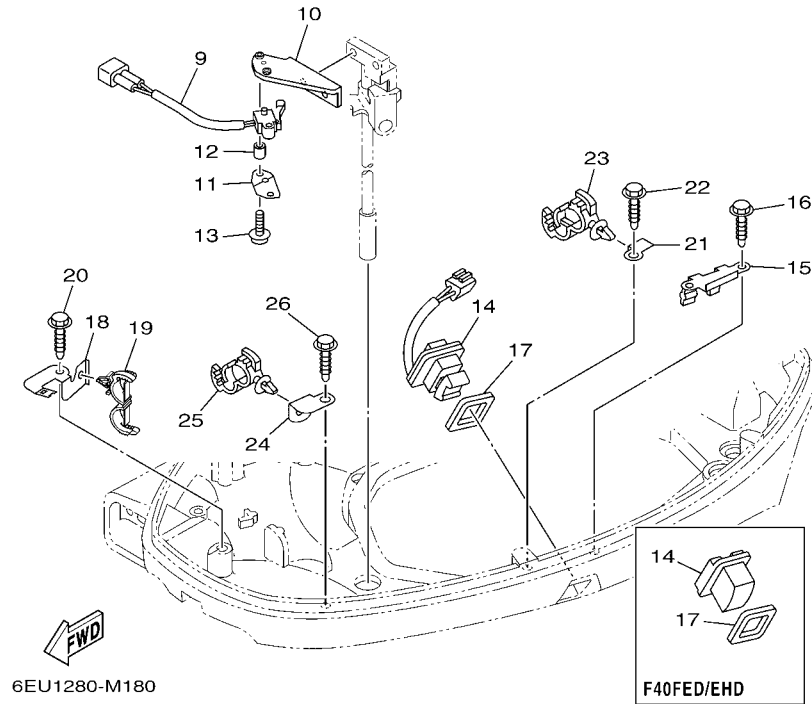
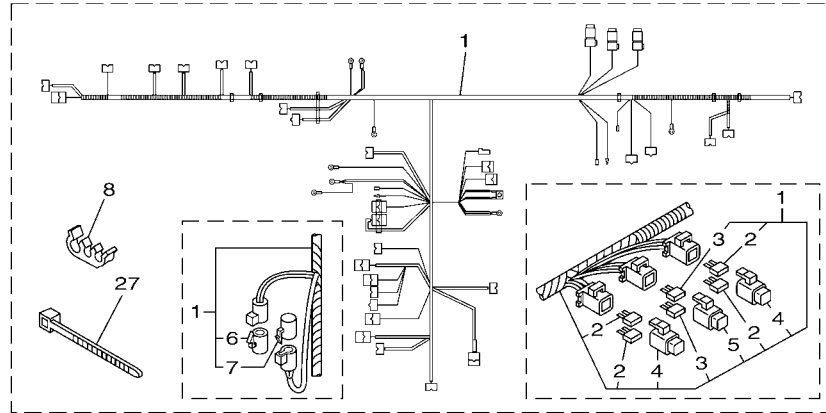


FIG. 18 ELECTRICAL 5

ELETRICA 5

REF. NO.	PART NO. No. PEÇA	DESCRIPTION DESCRIÇÃO	6EU1	6EU2	6EU3	REMARKS OBSERVAÇÕES
26	90109-06M86	BOLT PARAFUSO	1	1	1	
27	90465-13M97	CLAMP BRACADEIRA	1	1	1	
<hr/>						
<hr/>						
<hr/>						
<hr/>						
<hr/>						
<hr/>						
<hr/>						
<hr/>						
<hr/>						
<hr/>						
<hr/>						

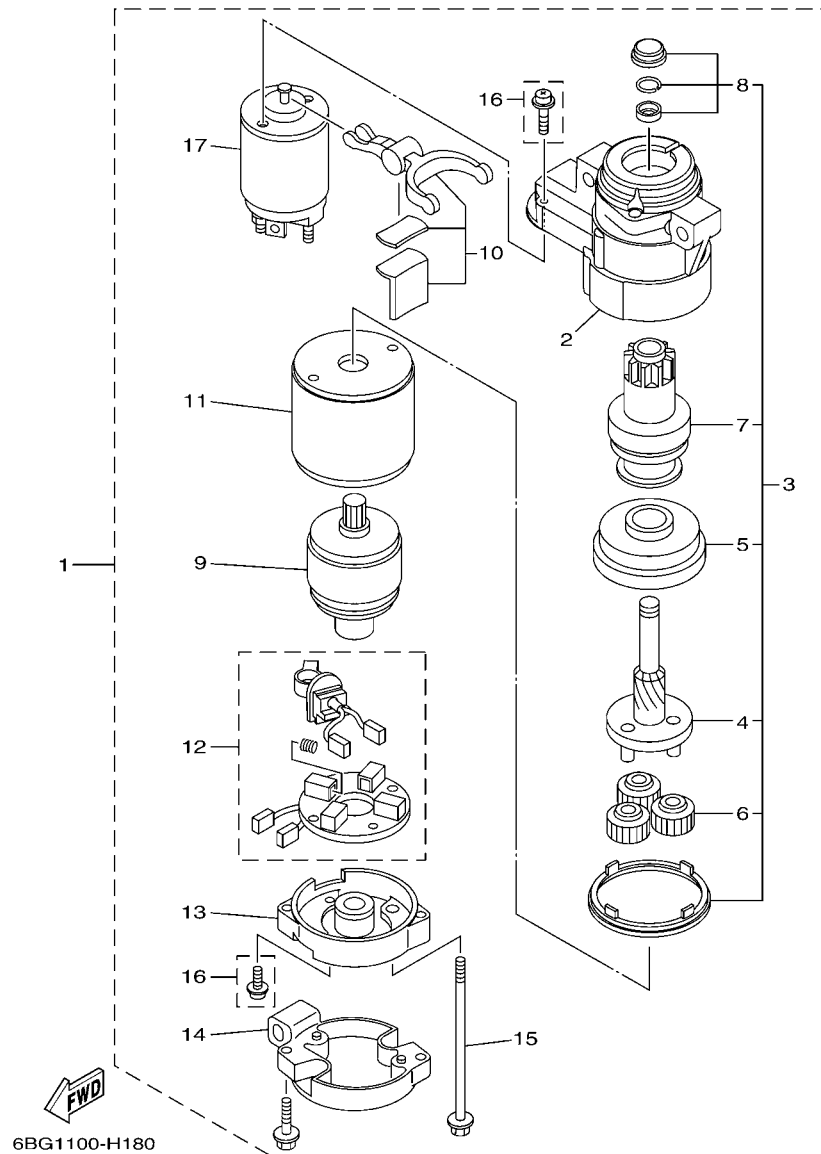


FIG. 19 STARTING MOTOR

MOTOR DE PARTIDA

REF. NO.	PART NO. No. PEÇA	DESCRIPTION DESCRIÇÃO	6EU1	6EU2	6EU3	REMARKS OBSERVAÇÕES
1	6BG-81800-00	STARTING MOTOR ASSY MOTOR DE PARTIDA COMPLETO	1	1	1	
2	6BG-81830-00	.FRONT BRACKET ASSY .SUPORTE DIANTEIRO CONJ.	1	1	1	
3	6BG-81807-00	.GEAR ASSY, STARTING MOTOR .ENGRENAGEM DO MOTOR ARRANQUE	1	1	1	
4	6BG-81836-00	..SPRING, LEVER ..MOLA DA ALAVANCA	1	1	1	
5	6BG-81891-00	..GEAR, RING ..ANEL DA ENGRENAGEM	1	1	1	
6	6AW-8183T-00	..GEAR, IDLER ..ENGRENAGEM LOUCA	3	3	3	
7	6BG-81832-00	..CLUTCH, OVER RUN ..PINHAO DA EMBREAGEM	1	1	1	
8	6BG-81857-00	..RETAINER ..LIMITADOR DO PINHAO	1	1	1	
9	6BG-81850-00	.ARMATURE ASSY .INDUZIDO CONJ.	1	1	1	
10	6BG-81839-00	.LEVER ASSY .ALAVANCA CONJUNTO	1	1	1	
11	6BG-81810-00	.STATOR ASSY .ESTATOR CONJTO	1	1	1	
12	6BG-81840-00	.BRUSH HOLDER ASSY .FIXADOR DAS ESCOVAS CONJ.	1	1	1	
13	6BG-81820-00	.REAR BRACKET ASSY .SUPORTE TRASEIRO CONJ.	1	1	1	
14	6BG-8182J-00	.BRACKET COMPLETE .SUPORTE COMPLETO	1	1	1	
15	6BG-81826-00	.BOLT .PARAFUSO	2	2	2	
16	6BG-81846-00	..SCREW SET ..KIT PARAFUSO	1	1	1	
17	6BG-81941-00	.STARTER RELAY ASSY .RELE DE PARTIDA CONJ	1	1	1	

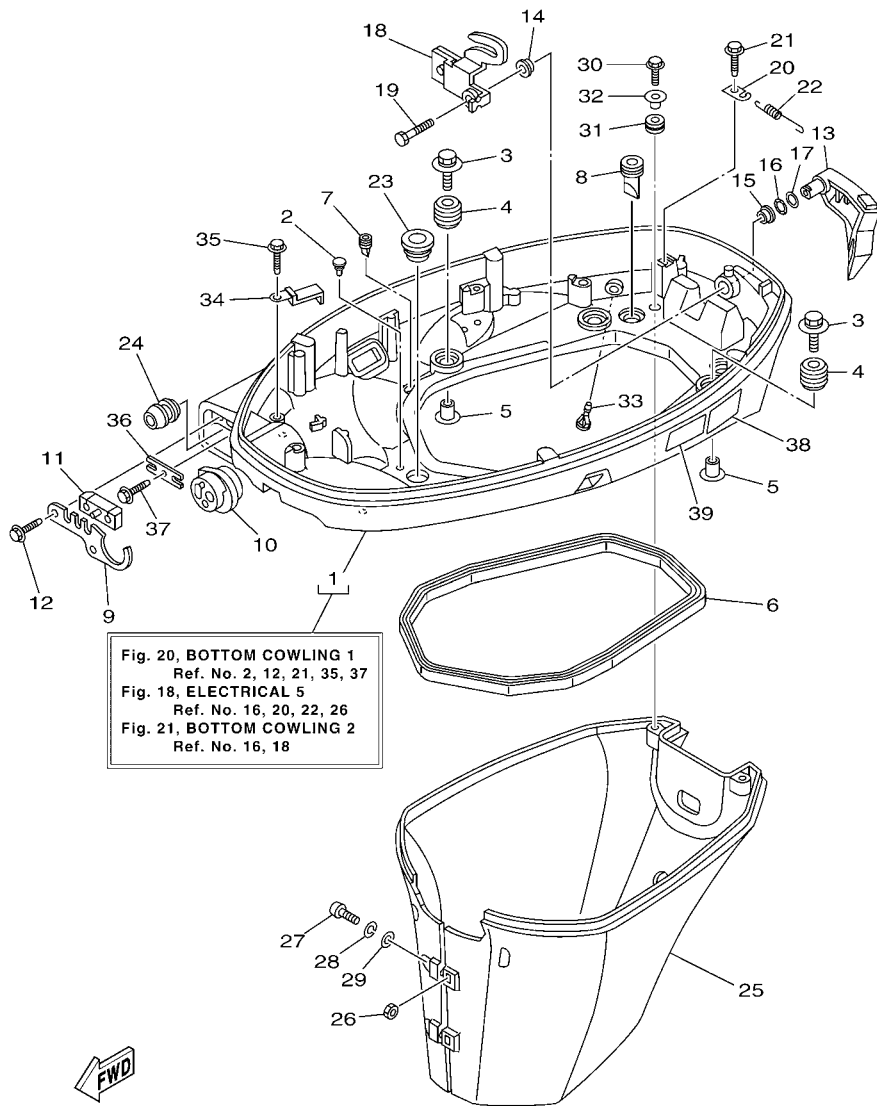


Fig. 20, BOTTOM COWLING 1  
 Ref. No. 2, 12, 21, 35, 37  
 Fig. 18, ELECTRICAL 5  
 Ref. No. 16, 20, 22, 26  
 Fig. 21, BOTTOM COWLING 2  
 Ref. No. 16, 18

6EU1280-M200

FIG. 20 BOTTOM COWLING 1

BANDEJA DO CAPO 1

REF. NO.	PART NO. No. PEÇA	DESCRIPTION DESCRIÇÃO	6EU1	6EU2	6EU3	REMARKS OBSERVAÇÕES
1	6BG-42710-01-4D	BOTTOM COWLING ASSY BASE DO CAPO CONJ.	1	1	1	
2	6H4-42748-00	GROMMET ILHO	3	3	3	
3	90119-06M61	BOLT, WITH WASHER PARAFUSO COM ARRUELA	4	4	4	
4	6BG-42748-00	GROMMET ILHO	4	4	4	
5	90387-06M69	COLLAR ESPACADOR	4	4	4	
6	62Y-42716-00	RUBBER, SEAL 1 BORRACHA DE VEDACAO 1	1	1	1	
7	65W-42717-00	RUBBER, SEAL 2 BORRACHA DE VEDACAO 2	2	2	2	
8	61A-42717-00	RUBBER, SEAL 2 BORRACHA DE VEDACAO 2	2	2	2	
9	6BG-42761-00	STOPPER LIMITADOR	1	1	1	
10	6BG-42725-00	GROMMET ILHO	1	1	1	
11	6BG-42727-00	GROMMET ILHO	1	1	1	
12	90109-06M86	BOLT PARAFUSO	2	2	2	
13	6BG-42815-00-4D	LEVER, CLAMP ALAVANCA DA BRACADEIRA	1	1	1	
14	90386-12M37	BUSH BUCHA	1	1	1	
15	90386-12MA2	BUSH BUCHA	1	1	1	
16	90206-12052	WASHER, WAVE ARRUELA ONDULADA	1	1	1	
17	90201-12M07	WASHER, PLATE ARRUELA PLANA	1	1	1	
18	6BG-42816-00	LEVER, CLAMP ALAVANCA DA BRACADEIRA	1	1	1	
19	97095-06014	BOLT PARAFUSO	1	1	1	
20	66T-43144-00	HOOK, SPRING GANCHO DA MOLA	1	1	1	
21	90109-06M86	BOLT PARAFUSO	1	1	1	
22	90506-18M40	SPRING, TENSION MOLA DE TENSAO	1	1	1	
23	68U-42727-00	GROMMET ILHO	1	1	1	
24	6BG-24329-00	SEAL GUARNICAO	1	1	1	
25	6BG-42741-00-4D	APRON ABA		1	1	S(16.1") S(16.1")
	6BG-42741-10-4D	APRON ABA	1			L(21.0") L(21.0")
26	95380-06600	NUT, HEXAGON PORCA SEXTAVADA	2	2	2	

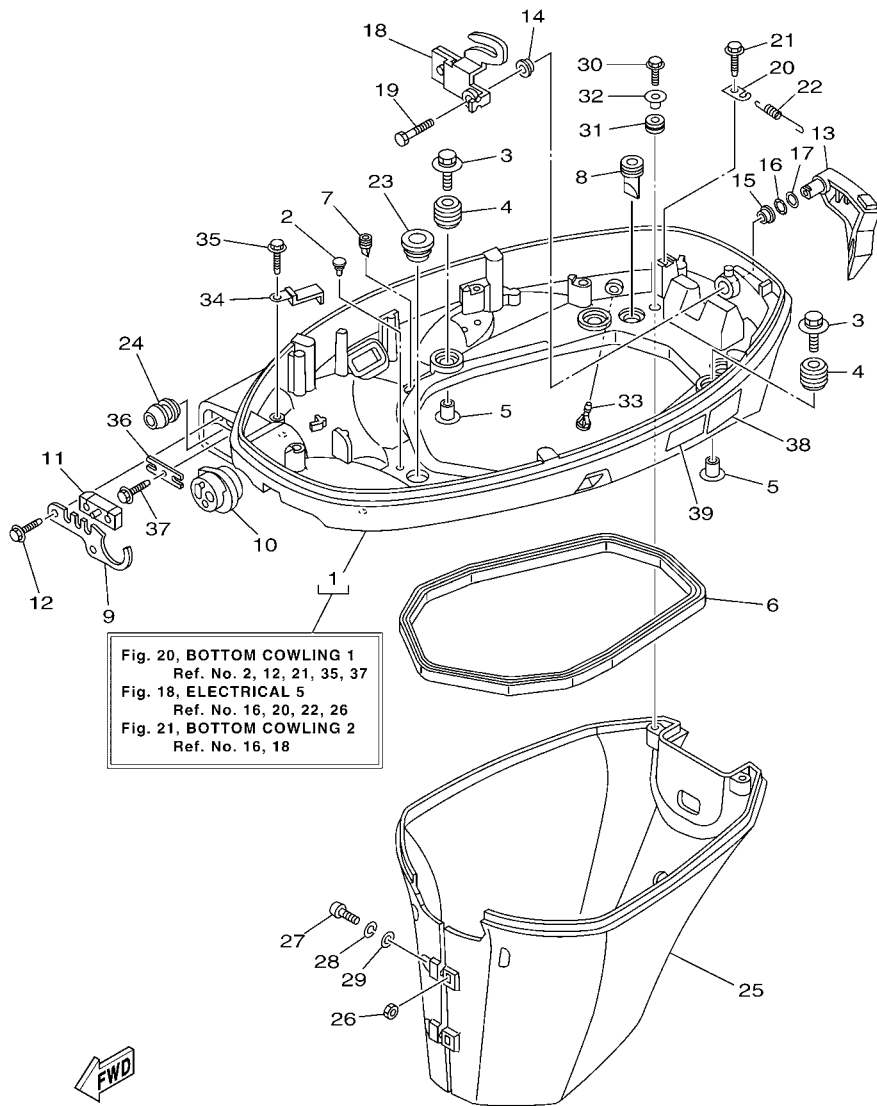


Fig. 20, BOTTOM COWLING 1  
 Ref. No. 2, 12, 21, 35, 37  
 Fig. 18, ELECTRICAL 5  
 Ref. No. 16, 20, 22, 26  
 Fig. 21, BOTTOM COWLING 2  
 Ref. No. 16, 18

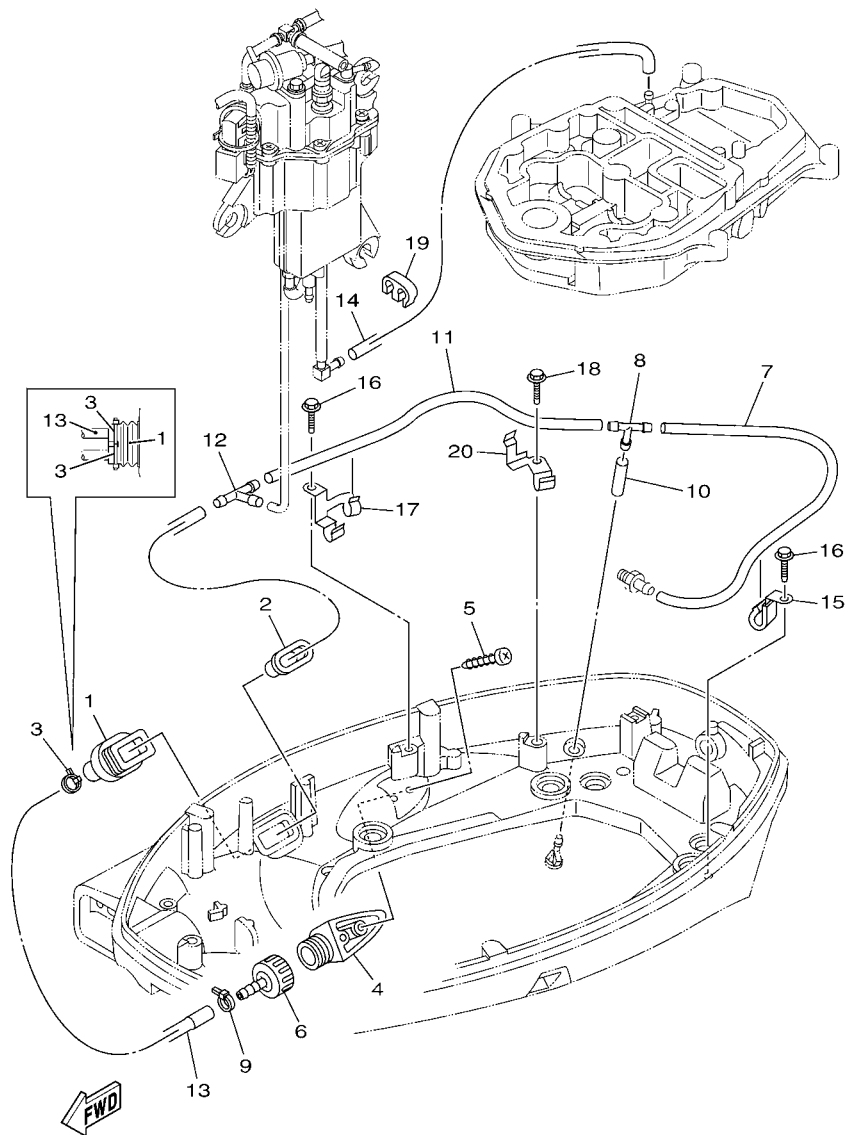
FIG. 20 BOTTOM COWLING 1

BANDEJA DO CAPO 1

REF. NO.	PART NO. No. PEÇA	DESCRIPTION DESCRIÇÃO	6EU1	6EU2	6EU3	REMARKS OBSERVAÇÕES
27	97880-06025	SCREW, PAN HEAD PARAFUSO	2	2	2	
28	92990-06100	WASHER, SPRING ARRUELA COM MOLA	2	2	2	
29	92990-06600	WASHER, PLATE ARRUELA PLANA	2	2	2	
30	90109-06M80	BOLT PARAFUSO	2	2	2	
31	90480-13M24	GROMMET ILHO DE BORRACHA	2	2	2	
32	90387-06M43	COLLAR ESPACADOR	2	2	2	
33	6BL-44391-00	NIPPLE, HOSE JUNCAO DO TUBO	1	1	1	
34	90462-20005	CLAMP BRACADEIRA	1	1	1	
35	90109-06M86	BOLT PARAFUSO	1	1	1	
36	6BG-48538-00	CLAMP, CABLE 1 GRAMPO DO CABO 1	1	1	1	
37	90109-06M86	BOLT PARAFUSO	1	1	1	
38	6AH-42794-70	LABEL, WARNING (GENERAL) ETIQUETA ADVERTENCIA	1	1	1	
39	4VW-F111M-04	LABEL, MADE IN ETIQUETA DE FABRICACAO LOCAL	1	1	1	

FIG. 21 BOTTOM COWLING 2

BANDEJA DO CAPO 2



6BG1200-H200

REF. NO.	PART NO. No. PEÇA	DESCRIPTION DESCRIÇÃO	6EU1	6EU2	6EU3	REMARKS OBSERVAÇÕES
1	6H1-42726-21	GROMMET ILHO	1	1	1	
2	6BG-42384-00	SEAL, CAP VEDACAO DE CAPA	1	1	1	
3	90465-11M10	CLAMP BRACADEIRA	2	2	2	
4	6AW-12572-00	ADAPTER ADAPTADOR	1	1	1	
5	97780-60520	SCREW, TAPPING PARAFUSO	2	2	2	
6	6R3-12580-00	JOINT ASSY JUNCAO CONJUNTO	1	1	1	
7	90445-09035	HOSE (L380) TUBO (L380)	1	1	1	
8	688-24378-00	PIPE, JOINT 3 JUNCAO DO TUBO 3	1	1	1	
9	90465-11M10	CLAMP BRACADEIRA	1	1	1	
10	90445-09220	HOSE (L30) TUBO (L30)	1	1	1	
11	90445-09224	HOSE (L270) TUBO (L270)	1	1	1	
12	688-24378-00	PIPE, JOINT 3 JUNCAO DO TUBO 3	1	1	1	
13	6BG-12481-00	PIPE 1 TUBO 1	1	1	1	
14	6A1-24311-00	PIPE, FUEL 1 TUBO DE COMBUSTIVEL 1	1	1	1	
15	90462-08067	CLAMP BRACADEIRA	1	1	1	
16	90109-06M86	BOLT PARAFUSO	2	2	2	
17	6BG-24135-01	CLAMP 1 GRAMPO 1	1	1	1	
18	90109-06M86	BOLT PARAFUSO	1	1	1	
19	90464-09M21	CLAMP BRACADEIRA	1	1	1	
20	6BG-24136-01	CLAMP 2 GRAMPO 2	1	1	1	

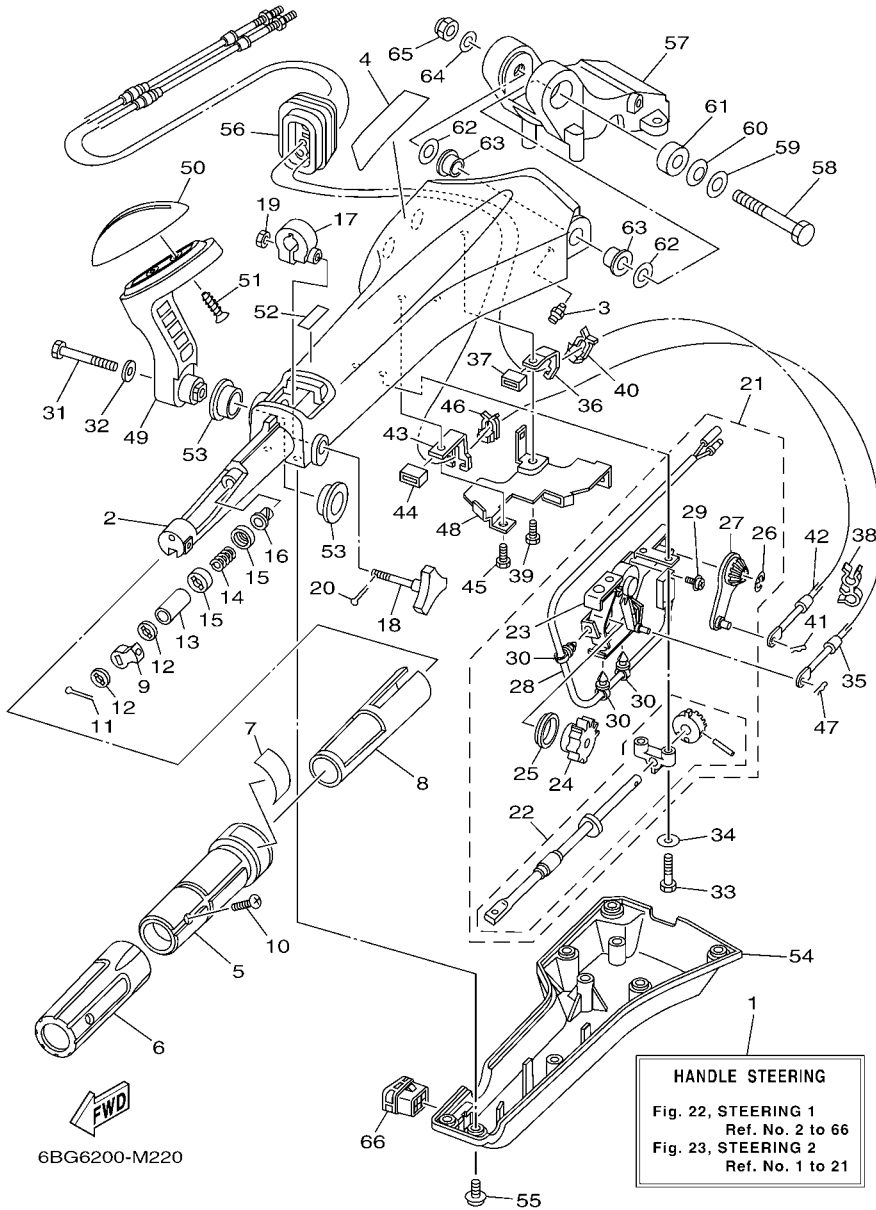


FIG. 22 STEERING 1

DIRECAO 1

REF. NO.	PART NO. No. PEÇA	DESCRIPTION DESCRIÇÃO	6EU1	6EU2	6EU3	REMARKS OBSERVAÇÕES
1	6X4-42101-K6	HANDLE, STEERING ALAVANCA DE DIRECIONAL			1	
2	6X4-42111-02-8D	HANDLE, STEERING ALAVANCA DE DIRECIONAL			1	
3	93700-06M03	NIPPLE, GREASE NIPLE DE GRAXA			1	
4	6X4-48215-00	GRAPHIC GRAFICO 1			1	
5	6X4-42119-01	GRIP, STEERING HANDLE MANOPLA DA ALAVANCA DIRECIONAL			1	
6	6X4-42177-00	RUBBER, HANDLE BORRACHA DO GUIDAO			1	
7	6X4-42137-00	INDICATOR, THROTTLE INDICADOR DE ACELERACAO			1	
8	6X4-41291-00	BUSHING BUCHA			1	
9	6X4-44139-01	COLLAR COLAR			1	
10	90152-05007	SCREW, COUNTERSUNK PARAFUSO TRAMBULADOR			1	
11	91490-20010	PIN, COTTER CONTRAPINO			1	
12	6X4-44177-00	WASHER ARRUELA			2	
13	6X4-42128-00	COLLAR, DISTANCE 1 ESPACADOR DE DISTANCIA 1			1	
14	90501-23215	SPRING, COMPRESSION MOLA DE COMPRESSAO			1	
15	6X4-44188-00	WASHER ARRUELA			2	
16	90386-08032	BUSH BUCHA			1	
17	63D-42126-00	FRICION, STEERING HANDLE GRIP FRICCAO DIRECIONAL			1	
18	6X4-48154-00	KNOB, THROTTLE BOTAO DE ACELERACAO			1	
19	95380-06600	NUT, HEXAGON PORCA SEXTAVADA			1	
20	91490-20010	PIN, COTTER CONTRAPINO			1	
21	6X4-44100-01	SHIFT LINK ASSY EIXO CONEXAO COMPLETO			1	
22	6X4-42115-00	.SHAFT, STEERING HANDLE .EIXO DA ALAVANCA DIRECIONAL			1	
23	6X4-44102-00	.SHIFT ASSIST ASSY. .ASSISTENTE DE MUDANCA CONJU.			1	
24	6X4-47731-01	.GEAR, DRIVE .ENGRENAGEM MOTORA			1	
25	6X4-44132-00	.BUSHING .BUCHA			1	
26	6X4-14137-00	.CLIP .PRESILHA			1	
27	6X4-48261-00	.ARM, THROTTLE .BRACO DE ACELERACAO			1	



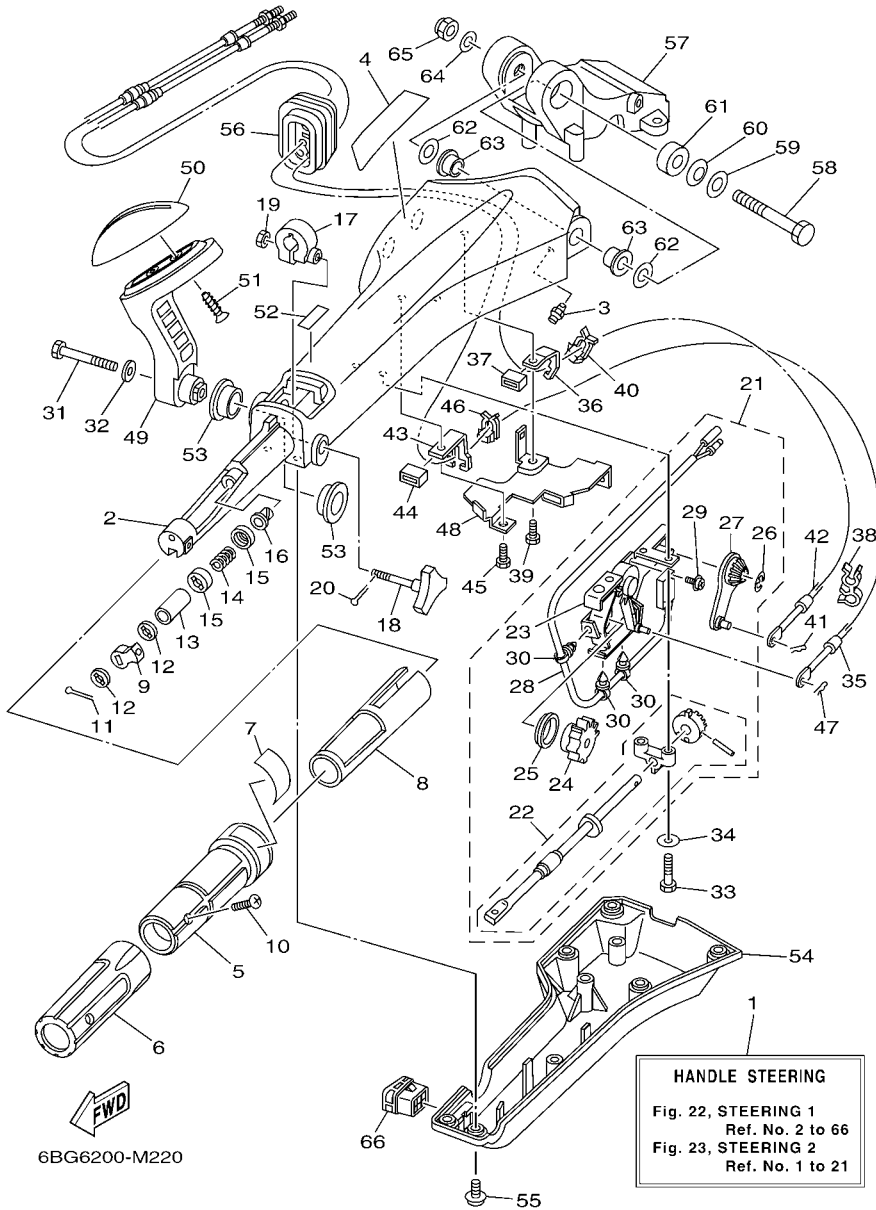


FIG. 22 STEERING 1

DIRECAO 1

REF. NO.	PART NO. No. PEÇA	DESCRIPTION DESCRIÇÃO	6EU1	6EU2	6EU3	REMARKS OBSERVAÇÕES
28	6X4-82540-00	.NEUTRAL SWITCH ASSY .INTERRUPTOR NEUTRO CONJ.			1	
29	703-48129-00	.SCREW 3 .PARAFUSO 3			2	
30	6X4-42821-00	.BAND, CLAMP .BRACADEIRA DE CINTA			3	
31	97095-08040	BOLT PARAFUSO			1	
32	92995-08600	WASHER ARRUELA			1	
33	97095-06030	BOLT PARAFUSO			2	
34	92995-06600	WASHER ARRUELA			2	
35	67C-48321-11	CABLE CABO			1	
36	6X4-48538-00	CLAMP, CABLE 1 GRAMPO DO CABO 1			1	
37	6X4-26367-00	PROTECTOR PROTETOR			1	
38	90464-09M42	CLAMP BRACADEIRA			1	
39	97095-06014	BOLT PARAFUSO			1	
40	63D-48538-00	CLAMP, CABLE 1 GRAMPO DO CABO 1			1	
41	90468-10005	CLIP PRESILHA			1	
42	69W-26301-00	THROTTLE CABLE ASSY CABO ACELERADOR CONJ.			1	
43	6X4-48538-10	CLAMP, CABLE 1 GRAMPO DO CABO 1			1	
44	6X4-26367-00	PROTECTOR PROTETOR			1	
45	97095-06014	BOLT PARAFUSO			1	
46	63D-48538-00	CLAMP, CABLE 1 GRAMPO DO CABO 1			1	
47	90468-10005	CLIP PRESILHA			1	
48	6X4-42159-00	STAY FIXADOR			1	
49	6X4-44159-00-8D	HANDLE, GEAR SHIFT ALAVANCA DE MUDANCA			1	
50	6X4-44173-00	LEVER, SHIFT CONTROL ALAVANCA DE CONTROLE			1	
51	97780-60920	SCREW, TAPPING PARAFUSO			2	
52	6G8-44191-00	INDICATOR, SHIFT INDICADOR DE MUDANCA			1	
53	90386-26MA3	BUSH BUCHA			2	
54	6X4-42131-11	COVER, HANDLE STEERING TAMPA DA ALAVANCA DIRECIONAL			1	

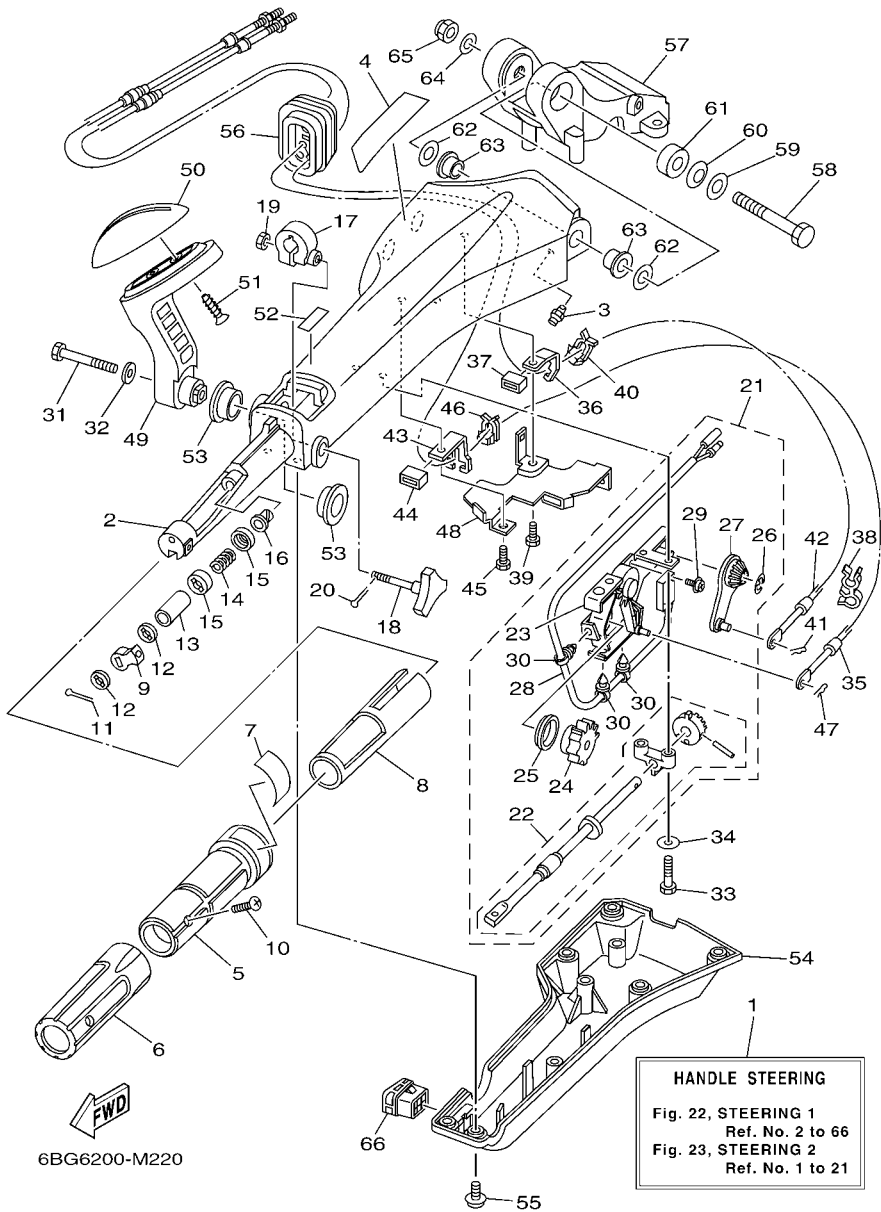


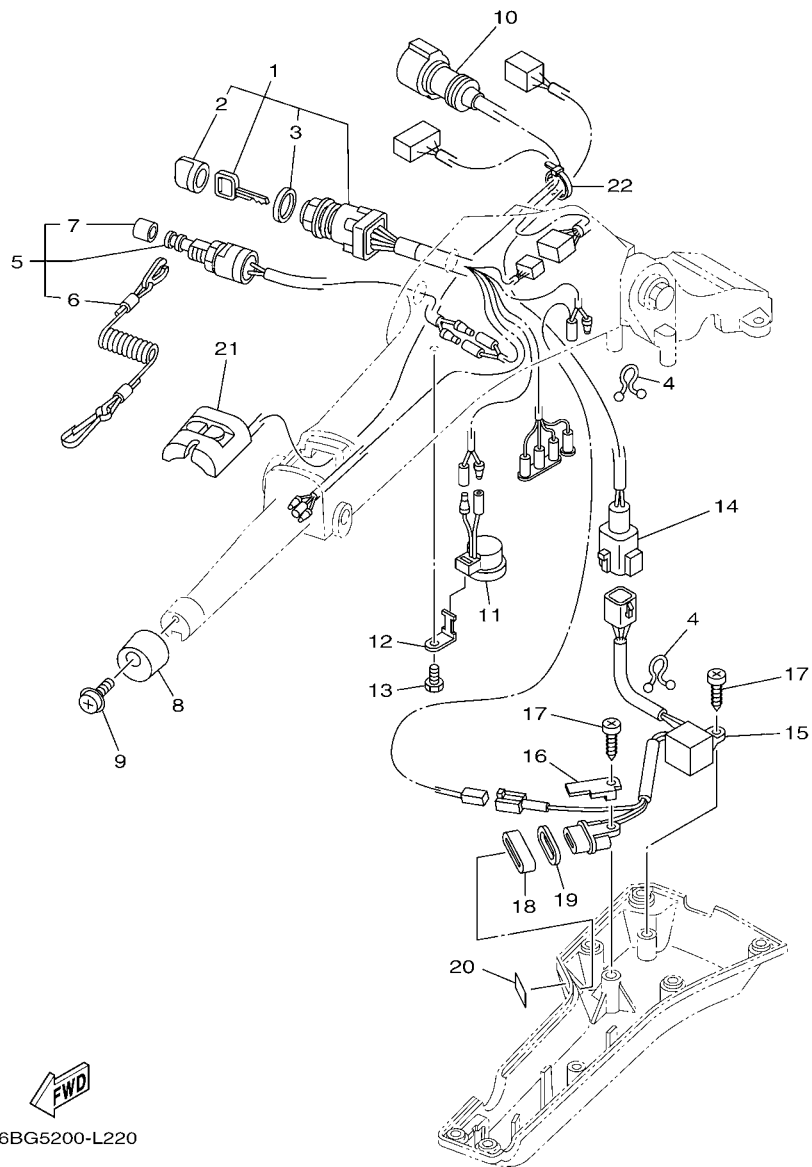
FIG. 22 STEERING 1

DIRECAO 1

REF. NO.	PART NO. No. PEÇA	DESCRIPTION DESCRIÇÃO	6EU1	6EU2	6EU3	REMARKS OBSERVAÇÕES
55	97985-06216	SCREW, WITH WASHER PARAFUSO			6	
56	6X4-42725-01	GROMMET ILHO			1	
57	63D-42121-22-8D	BRACKET SUPORTE			1	
58	90101-12014	BOLT PARAFUSO			1	
59	92990-12200	WASHER, PLAIN ARRUELA PLANA			1	
60	90206-12M22	WASHER, WAVE ARRUELA ONDULADA			1	
61	90387-12M02	COLLAR ESPACADOR			1	
62	90201-12035	WASHER, PLATE ARRUELA PLANA			2	
63	90386-12003	BUSH BUCHA			2	
64	92990-12600	WASHER, PLATE ARRUELA PLANA			1	
65	90185-12M12	NUT, SELF-LOCKING PORCA AUTOTRAVANTE			1	
66	6X4-42728-10	CAP CAPA			1	

FIG. 23 STEERING 2

DIRECAO 2

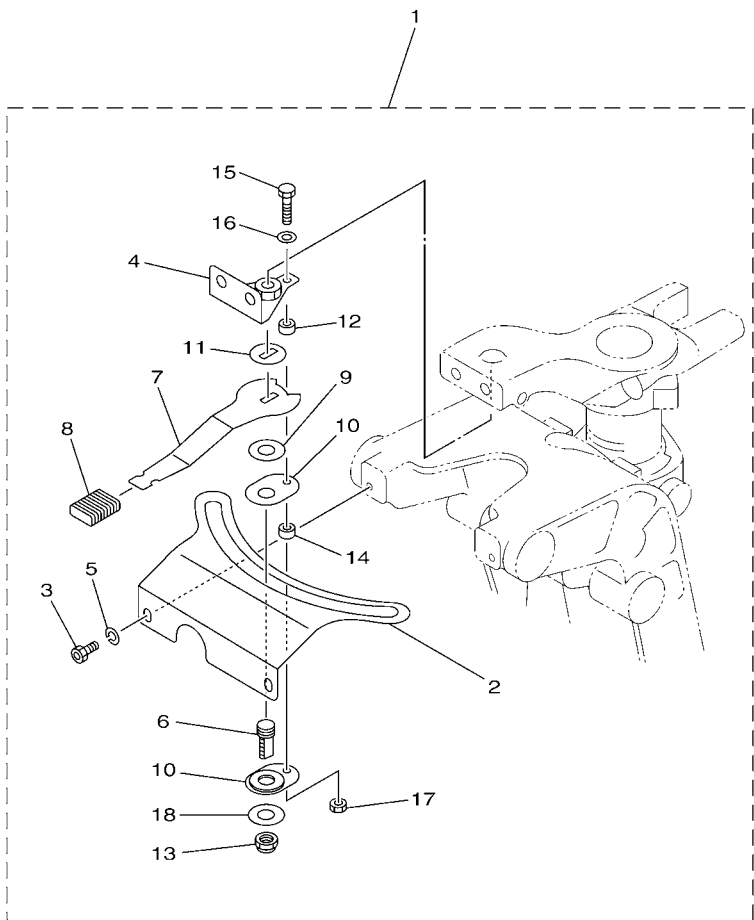


6BG5200-L220

REF. NO.	PART NO. No. PEÇA	DESCRIPTION DESCRIÇÃO	6EU1	6EU2	6EU3	REMARKS OBSERVAÇÕES
1	6X4-82510-41	MAIN SWITCH ASSY INTERRUPTOR PRINCIPAL. CONJ.			1	
2	676-82577-01	.CAP, KEY .CAPA DA CHAVE			1	
3	703-82532-00	.CAP .TAMPA			1	
4	90464-08M07	CLAMP BRACADEIRA			2	
5	69W-82575-00	ENGINE STOP SWITCH ASSY INTERRUPTOR DE PARADA C.J.			1	
6	682-82556-00	.LANYARD, STOP SWITCH .PULSEIRA DE PARADA AUTOMATICA			1	
7	689-8257Y-00	.CAP .CAPA			1	
8	6X4-42728-00	CAP CAPA			1	
9	97980-06216	SCREW, WITH WASHER PARAFUSO			1	
10	6X4-82586-10	EXT. WIRE HARNESS (L:950MM) EXT. CHICOTE DE FIOS (L:950MM)			1	
11	6X4-83383-00	BUZZER ALARME			1	
12	6X4-83386-00	STAY, BUZZER FIXADOR			1	
13	97095-06014	BOLT PARAFUSO			1	
14	6X4-83653-20	WIRE, LEAD (L:700MM) CHICOTE DO PAINEL (L:700MM)			1	
15	6C5-84301-00	PILOT LIGHT ASSY 1 LUZ PILOTO CONJ. 1			1	
16	6X4-44114-00	STOPPER LIMITADOR			1	
17	97780-60620	SCREW, TAPPING PARAFUSO			2	
18	6X4-42727-00	GROMMET ILHO			1	
19	6H4-83589-00	GASKET GAXETA			1	
20	6X4-85415-00	MARK, SIGNAL LAMP ETIQUETA DE SINAL DA LAMPADA			1	
21	6X4-81860-00	SWITCH ASSY INTERRUPTOR CONJUNTO			1	
22	90465-13M36	CLAMP BRACADEIRA			1	

FIG. 24 STEERING FRICTION

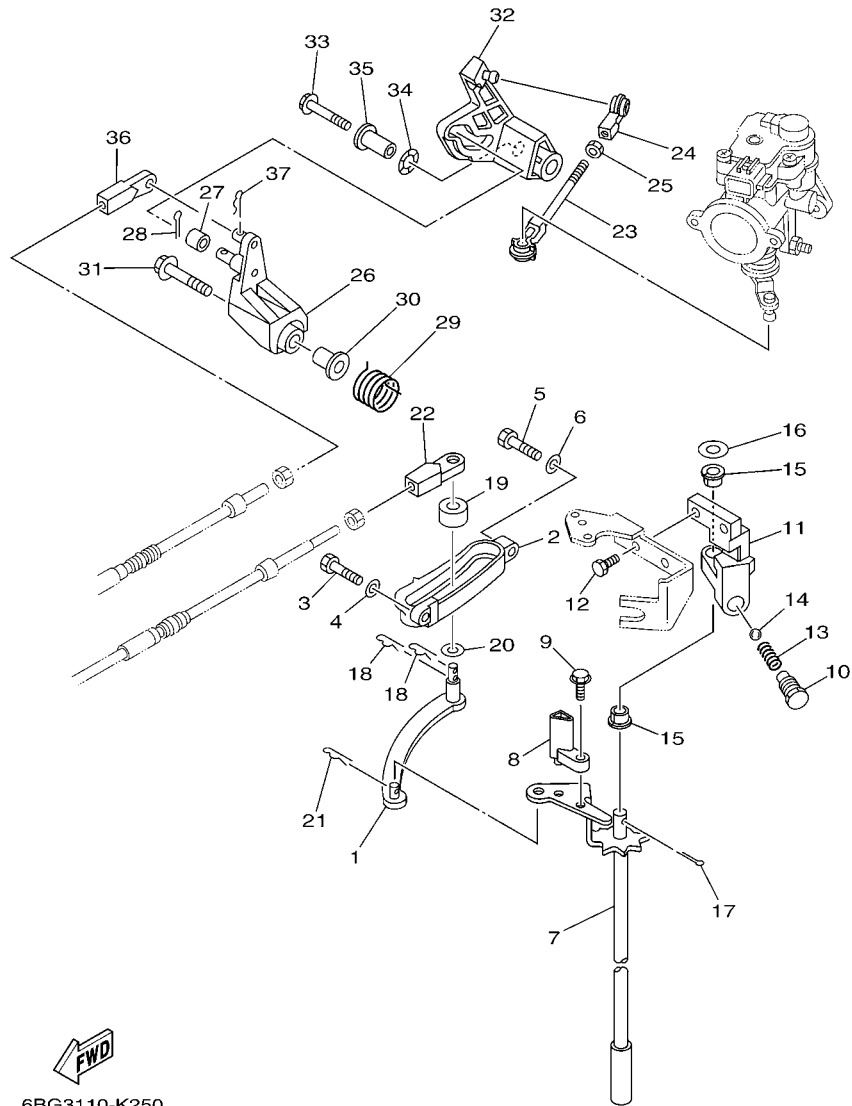
FRICCAO DA DIRECAO



REF. NO.	PART NO. No. PEÇA	DESCRIPTION DESCRIÇÃO	6EU1	6EU2	6EU3	REMARKS OBSERVAÇÕES
1	67C-42508-04	STEERING FRICTION ASSY DIRECIONADOR DE FRICCAO			1	
2	67C-42527-03	.PLATE, FRICTION .PLACA DE FRICCAO			1	
3	90109-06M88	.BOLT .PARAFUSO			2	
4	67C-42525-00	.PLATE, FRICTION .PLACA DE FRICCAO			1	
5	92990-06100	.WASHER, SPRING .ARRUELA COM MOLA			2	
6	67C-42562-00	.SHAFT, STEERING LOCK .EIXO TRAVA DO DIRECIONAL			1	
7	67C-42561-00	.KNOB, STEERING LOCK .BOTAO DA TRAVA DO DIRECIONADOR			1	
8	689-43633-00	.COVER, TILT LEVER .CAPA DA ALAVANCA DE INCLINACAO			1	
9	90202-10M56	.WASHER, PLATE .ARRUELA PLANA			1	
10	65W-42528-00	.PLATE, FRICTION .PLACA DE FRICCAO			2	
11	90209-10M26	.WASHER .ARRUELA			1	
12	90387-05053	.COLLAR .ESPACADOR			1	
13	90185-10M14	.NUT, SELF-LOCKING .PORCA AUTOTRAVANTE			1	
14	90387-05054	.COLLAR .ESPACADOR			1	
15	97095-05020	.BOLT .PARAFUSO			1	
16	92995-05600	.WASHER .ARRUELA			1	
17	95380-05600	.NUT .PORCA			1	
18	90201-106M5	.WASHER, PLATE .ARRUELA PLANA			1	



6BG4110-L230

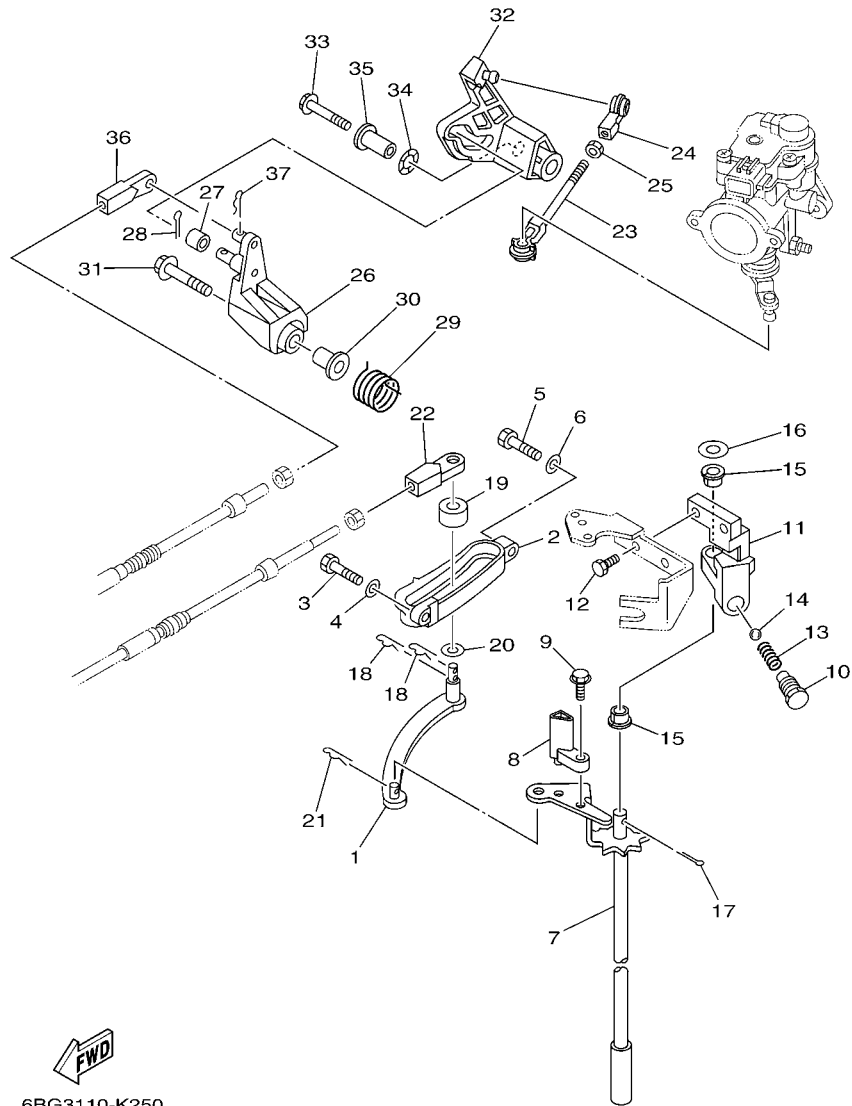


**FWD**  
6BG3110-K250

**FIG. 25 CONTROL**

**CONTROLE**

REF. NO.	PART NO. No. PEÇA	DESCRIPTION DESCRIÇÃO	6EU1	6EU2	6EU3	REMARKS OBSERVAÇÕES
1	69W-44121-00	LEVER, SHIFT ROD ALAVANCA DA HASTE DE MUDANCA	1	1	1	
2	62Y-44117-01-94	BRACKET SUPORTE	1	1	1	
3	97095-06020	BOLT PARAFUSO	1	1	1	
4	92995-06600	WASHER ARRUELA	1	1	1	
5	97095-06025	BOLT PARAFUSO	1	1	1	
6	92995-06600	WASHER ARRUELA	1	1	1	
7	6BG-44120-01	HANDLE GEAR SHIFT ASSY ALAVANCA DE MUDANCA CONJ.		1	1	S(16.1") S(16.1")
	6C5-44120-02	HANDLE GEAR SHIFT ASSY ALAVANCA DE MUDANCA CONJ.	1			L(21.0") L(21.0")
8	6C5-44122-00	BUSHING, SHIFT ROD LEVER BUCHA DA ALAVANCA DE MUDANCA	1	1	1	
9	97595-05514	BOLT, WITH WASHER PARAFUSO COM ARRUELA	1	1	1	
10	62Y-42715-01	BUSHING BUCHA	1	1	1	
11	62Y-44118-00-94	BRACKET SUPORTE	1	1	1	
12	90101-06054	BOLT PARAFUSO	2	2	2	
13	90501-12082	SPRING, COMPRESSION MOLA DE COMPRESSAO	1	1	1	
14	93501-04M02	BALL ESFERA	1	1	1	
15	90386-90M90	BUSH BUCHA	2	2	2	
16	90201-10M20	WASHER, PLATE ARRUELA PLANA	1	1	1	
17	91490-20015	PIN, COTTER CONTRAPINO	1	1	1	
18	90468-18008	CLIP PRESILHA	2	2	2	
19	688-44122-00	BUSHING, SHIFT ROD LEVER BUCHA DA ALAVANCA DE MUDANCA	1	1	1	
20	90202-07M07	WASHER, PLATE ARRUELA PLANA	1	1	1	
21	90468-18008	CLIP PRESILHA	1	1	1	
22	69W-48344-00	CABLE END, REMOTE CONTROL TERMINAL DO CABO DE CONTROL	1	1	1	
23	6J8-41237-00	JOINT, LINK JUNCAO DO ARTICULADOR	1	1	1	
24	682-41237-00	JOINT, LINK JUNCAO DO ARTICULADOR	1	1	1	
25	95380-05700	NUT PORCA	1	1	1	
26	62Y-42154-00	LEVER, THROTTLE CONTROL ALAVANCA ACELERACAO	1	1	1	

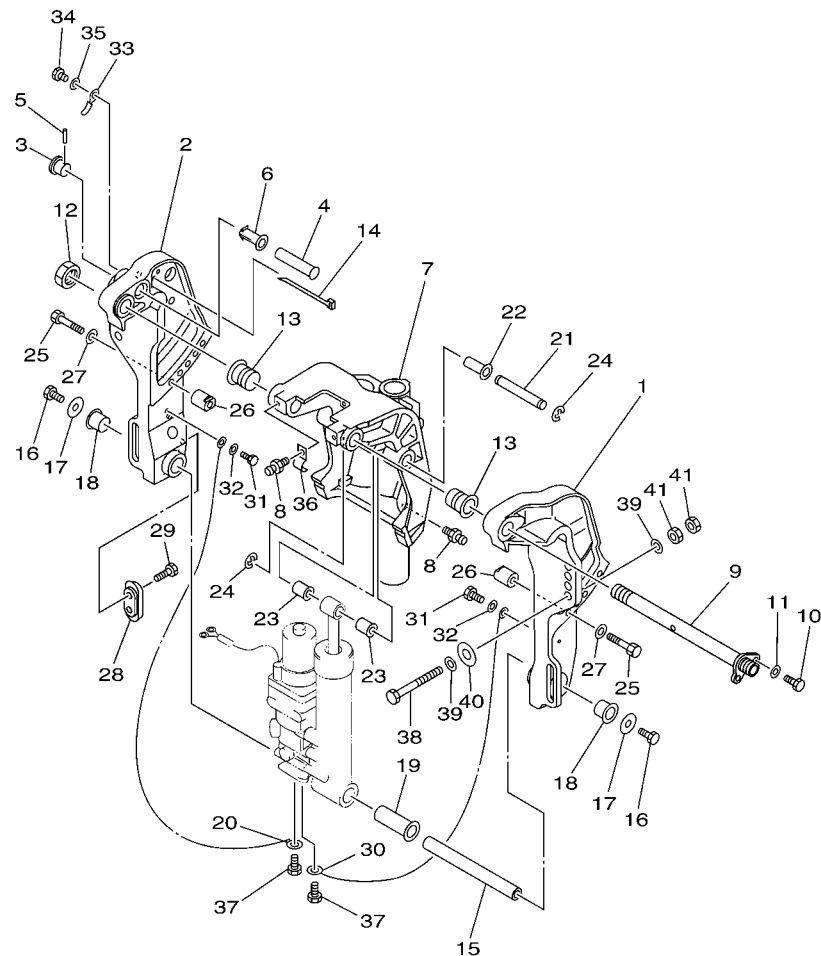


6BG3110-K250

FIG. 25 CONTROL

CONTROLE

REF. NO.	PART NO. No. PEÇA	DESCRIPTION DESCRIÇÃO	6EU1	6EU2	6EU3	REMARKS OBSERVAÇÕES
27	6C5-42171-00	BUSHING BUCHA	1	1	1	
28	91490-16010	PIN. COTTER CONTRAPINO	1	1	1	
29	62Y-44135-00	SPRING MOLA	1	1	1	
30	90387-06M45	COLLAR ESPACADOR	1	1	1	
31	90119-06126	BOLT, WITH WASHER PARAFUSO COM ARRUELA	1	1	1	
32	6BG-42335-00	LEVER, ACCEL. CONTROL ALAVANCA CONTROLE ACELERACAO	1	1	1	
33	95895-06045	BOLT, FLANGE PARAFUSO FLANGE	1	1	1	
34	90206-10M04	WASHER, WAVE ARRUELA ONDULADA	1	1	1	
35	90387-06279	COLLAR ESPACADOR	1	1	1	
36	69W-48344-00	CABLE END, REMOTE CONTROL TERMINAL DO CABO DE CONTROL	1	1	1	
37	90468-18008	CLIP PRESILHA	1	1	1	
<hr/>						
<hr/>						
<hr/>						
<hr/>						
<hr/>						

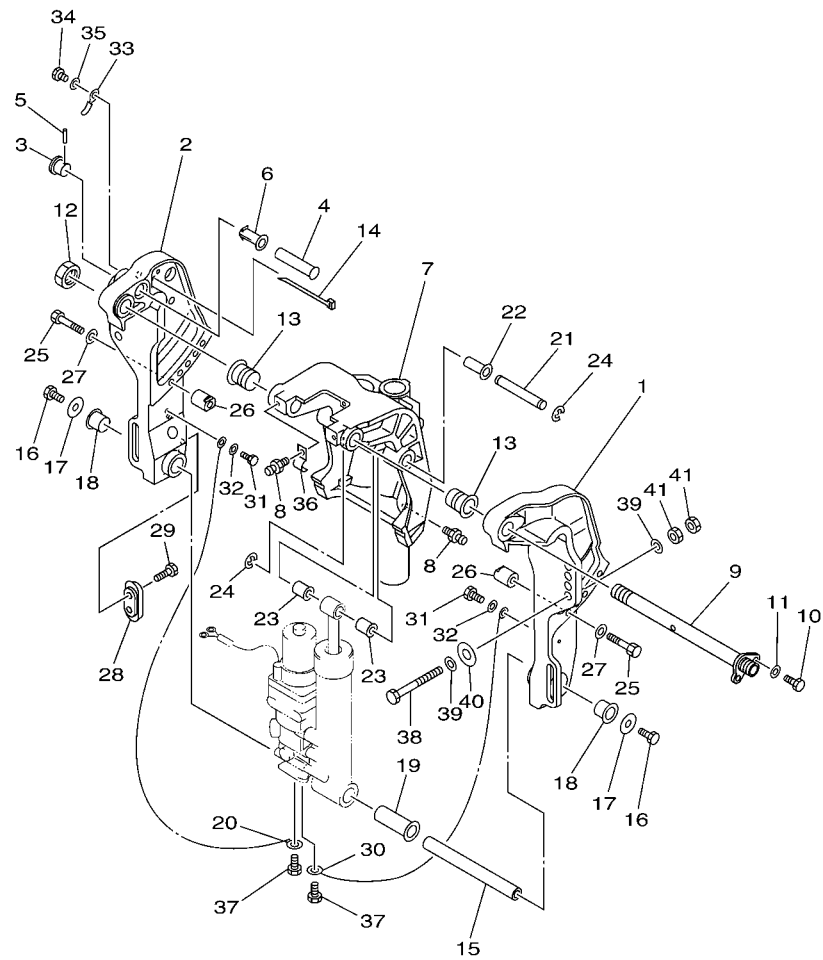


6BG1110-H260

FIG. 26 BRACKET 1

SUPORTE 1

REF. NO.	PART NO. No. PEÇA	DESCRIPTION DESCRIÇÃO	6EU1	6EU2	6EU3	REMARKS OBSERVAÇÕES
1	6K9-43111-10-4D	BRACKET, CLAMP 1 SUPORTE DA BRACADEIRA 1	1			
2	6BG-43112-10-4D	BRACKET, CLAMP 2 SUPORTE DA BRACADEIRA 2	1			
3	65W-43192-00	KNOB, STOPPER BOTAO LIMITADOR	1			
4	65W-43191-00	SHAFT, STOPPER EIXO LIMITADOR	1			
5	91690-30018	PIN, SPRING PINO MOLA	1			
6	90386-14MA1	BUSH BUCHA	1			
7	6BG-43311-10-4D	BRACKET, SWIVEL 1 SUPORTE DO EIXO GIRATORIO	1			L(21.0") L(21.0")
8	93700-06M03	NIPPLE, GREASE NIPLE DE GRAXA	3			
9	6K9-43131-01	BOLT, CLAMP BRACKET PARAFUSO DE ACO	1			
10	97095-08020	BOLT PARAFUSO	1			
11	92995-08600	WASHER ARRUELA	1			
12	90185-22M11	NUT, SELF-LOCKING PORCA AUTOTRAVANTE	1			
13	90386-22MA4	BUSH BUCHA	2			
14	90465-13M11	CLAMP BRACADEIRA	2			
15	90249-18M35	PIN PINO	1			
16	97080-08016	BOLT PARAFUSO	2			
17	90201-08M00	WASHER, PLATE ARRUELA PLANA	2			
18	90386-18M44	BUSH BUCHA	2			
19	90386-18MA0	BUSH BUCHA	1			
20	6H1-82148-00	WIRE, LEAD 4 FIO CONDUTOR 4	1			
21	90249-12M38	PIN PINO	1			
22	90381-12M10	BUSH, SOLID BUCHA SOLIDA	1			
23	90381-12M11	BUSH, SOLID BUCHA SOLIDA	2			
24	99080-10600	CIRCLIP ANEL TRAVA	2			
25	97095-10050	BOLT PARAFUSO	2			
26	6BG-43654-00	NUT 1 PORCA 1	2			
27	92995-10600	WASHER ARRUELA	2			



FWD  
6BG11110-H260

FIG. 26 BRACKET 1

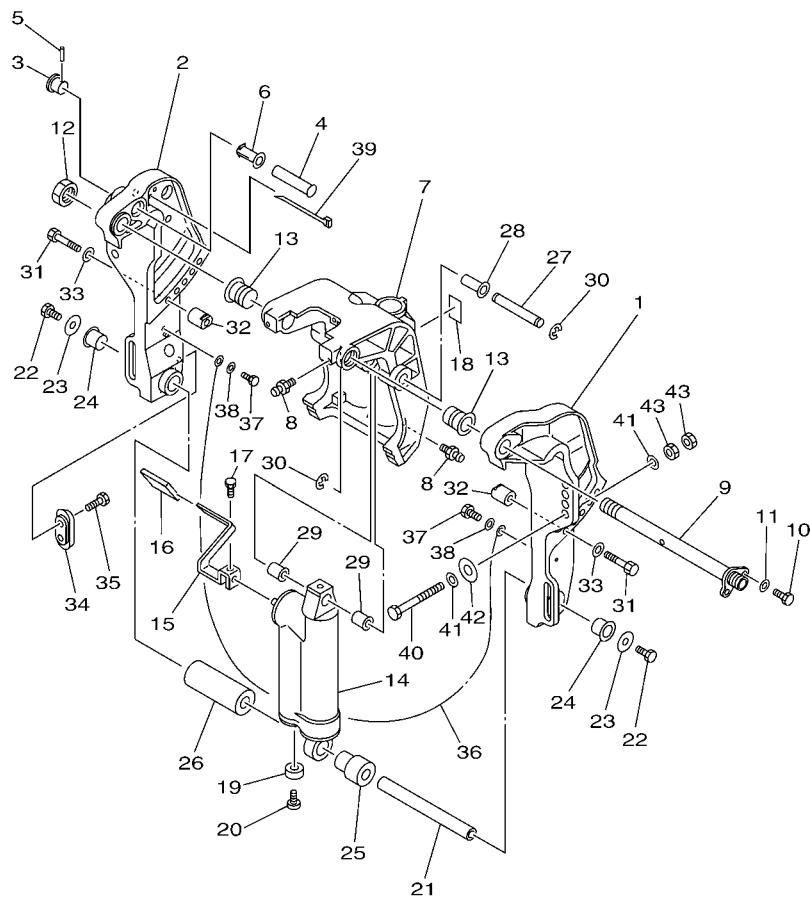
SUPORTE 1

REF. NO.	PART NO. No. PEÇA	DESCRIPTION DESCRIÇÃO	6EU1	6EU2	6EU3	REMARKS OBSERVAÇÕES
28	65W-45251-00	ANODE ANODO	1			
29	90101-06020	BOLT PARAFUSO	2			
30	6U0-82127-00	WIRE, LEAD 2 FIO CONDUTOR 2	1			
31	97095-06014	BOLT PARAFUSO	2			
32	92995-06600	WASHER ARRUELA	2			
33	90465-10M77	CLAMP BRACADEIRA	1			
34	97095-06014	BOLT PARAFUSO	1			
35	92995-06600	WASHER ARRUELA	1			
36	90465-08M63	CLAMP BRACADEIRA	1			
37	97085-06010	BOLT PARAFUSO	2			
38	90101-12M65	BOLT PARAFUSO	4			
39	90201-12062	WASHER, PLATE ARRUELA PLANA	8			
40	90201-12426	WASHER, PLATE ARRUELA PLANA	4			
41	95380-12600	NUT PORCA	8			



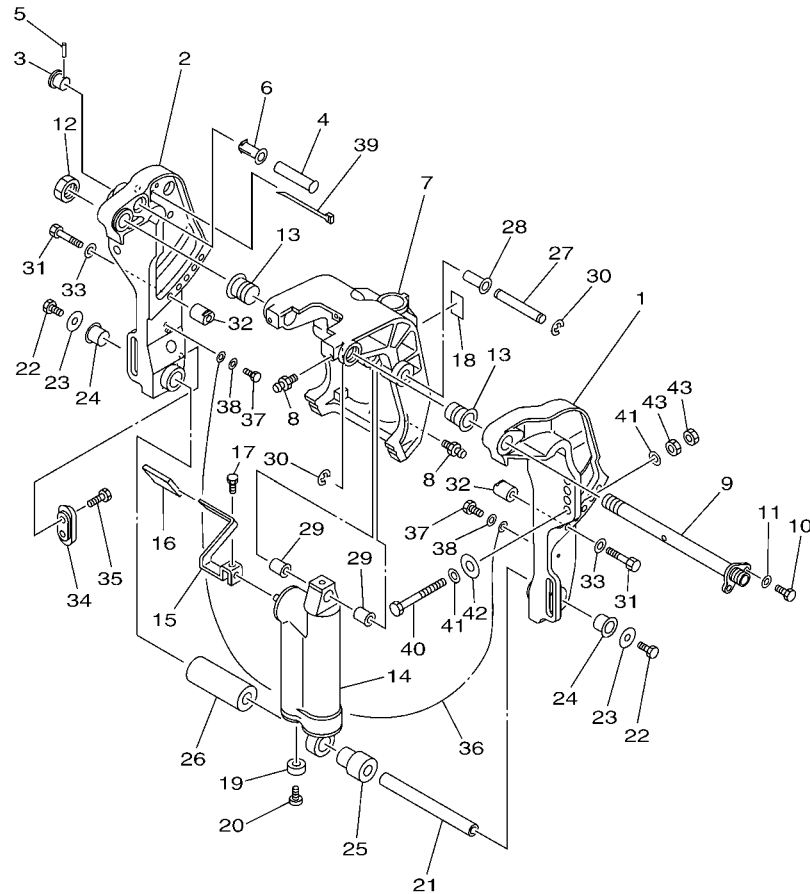
FIG. 27 BRACKET 2

SUPORTE 2



  
6EU1280-M270

REF. NO.	PART NO. No. PEÇA	DESCRIPTION DESCRIÇÃO	6EU1	6EU2	6EU3	REMARKS OBSERVAÇÕES
1	6K9-43111-10-4D	BRACKET, CLAMP 1 SUPORTE DA BRACADEIRA 1		1	1	
2	6BG-43112-10-4D	BRACKET, CLAMP 2 SUPORTE DA BRACADEIRA 2		1	1	
3	65W-43192-00	KNOB, STOPPER BOTAO LIMITADOR		1	1	
4	65W-43191-00	SHAFT, STOPPER EIXO LIMITADOR		1	1	
5	91690-30018	PIN, SPRING PINO MOLA		1	1	
6	90386-14MA1	BUSH BUCHA		1	1	
7	6BG-43311-00-4D	BRACKET, SWIVEL 1 SUPORTE DO EIXO GIRATORIO		1	1	S(16.1") S(16.1")
8	93700-06M03	NIPPLE, GREASE NIPLE DE GRAXA		3		
	93700-06M03	NIPPLE, GREASE NIPLE DE GRAXA			1	
9	6K9-43131-01	BOLT, CLAMP BRACKET PARAFUSO DE ACO		1	1	
10	97095-08020	BOLT PARAFUSO		1	1	
11	92995-08600	WASHER ARRUELA		1	1	
12	90185-22M11	NUT, SELF-LOCKING PORCA AUTOTRAVANTE		1	1	
13	90386-22MA4	BUSH BUCHA		2	2	
14	67C-43107-02-8D	SHOCK ABSORBER SUB-ASSY AMORTECEDOR		1	1	S(16.1") S(16.1")
15	67C-43631-00	LEVER, TILT ALAVANCA DE INCLINACAO		1	1	
16	682-43318-01	COVER TAMPA		1	1	
17	97095-06010	BOLT PARAFUSO		1	1	
18	63D-43691-00	INDICATOR, TILT INDICADOR DE INCLINACAO		1	1	
19	663-45251-00	ANODE ANODO		1	1	
20	98680-06525	SCREW, OVAL HEAD PARAFUSO		1	1	
21	90249-18M35	PIN PINO		1	1	
22	97080-08016	BOLT PARAFUSO		2	2	
23	90201-08M00	WASHER, PLATE ARRUELA PLANA		2	2	
24	90386-18M44	BUSH BUCHA		2	2	
25	90386-18MA5	BUSH BUCHA		1	1	
26	90387-18M03	COLLAR ESPACADOR		1	1	

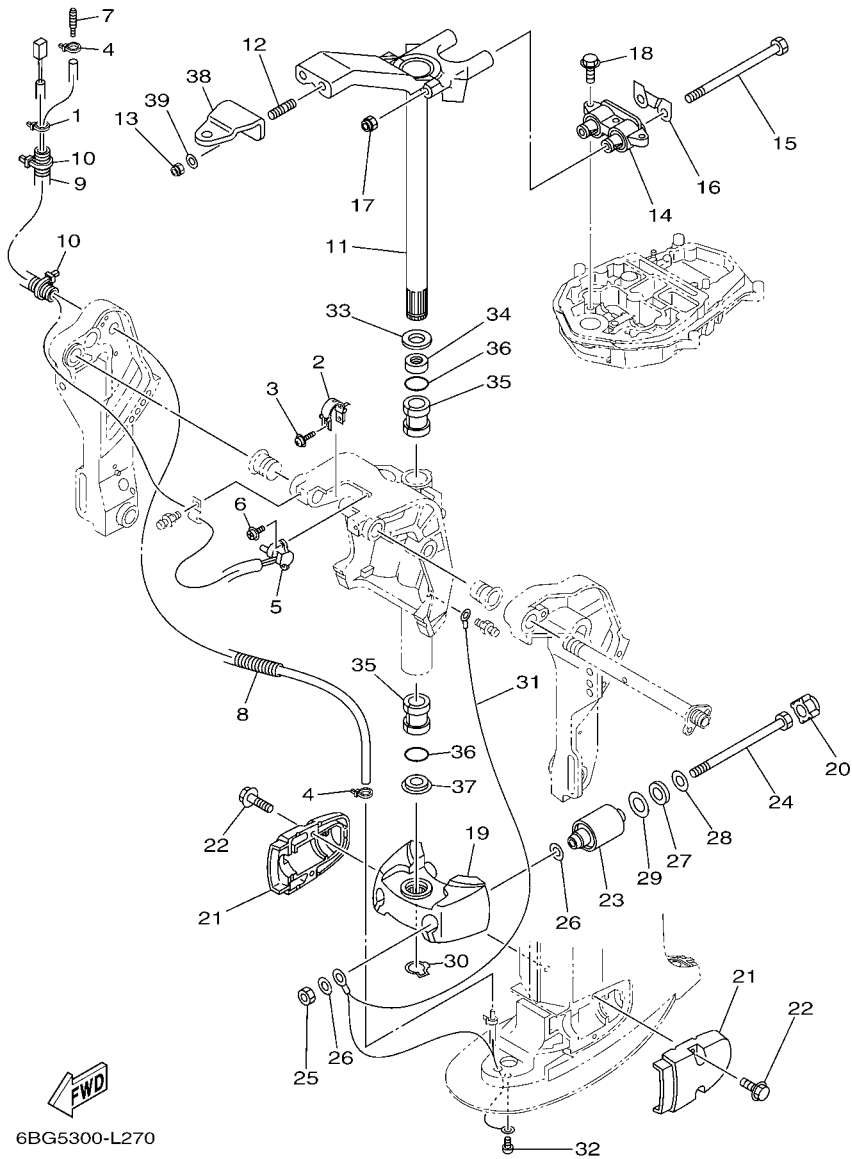


  
 6EU1280-M270

FIG. 27 BRACKET 2

SUPORTE 2

REF. NO.	PART NO. No. PEÇA	DESCRIPTION DESCRIÇÃO	6EU1	6EU2	6EU3	REMARKS OBSERVAÇÕES
27	90249-12M38	PIN PINO		1	1	
28	90381-12M10	BUSH, SOLID BUCHA SOLIDA		1	1	
29	90381-12M11	BUSH, SOLID BUCHA SOLIDA		2	2	
30	99080-10600	CIRCLIP ANEL TRAVA		2	2	
31	97095-10050	BOLT PARAFUSO		2	2	
32	6BG-43654-00	NUT 1 PORCA 1		2	2	
33	92995-10600	WASHER ARRUELA		2	2	
34	65W-45251-00	ANODE ANODO		1	1	
35	90101-06020	BOLT PARAFUSO		2	2	
36	67C-82127-20	WIRE, LEAD 2 FIO CONDUTOR 2		1	1	
37	97095-06014	BOLT PARAFUSO		2	2	
38	92995-06600	WASHER ARRUELA		2	2	
39	90465-13M11	CLAMP BRACADEIRA		1	1	
40	90101-12M65	BOLT PARAFUSO		4	4	
41	90201-12062	WASHER, PLATE ARRUELA PLANA		8	8	
42	90201-12426	WASHER, PLATE ARRUELA PLANA		4	4	
43	95380-12600	NUT PORCA		8	8	



6BG5300-L270

FIG. 28 BRACKET 3

SUPORTE 3

REF. NO.	PART NO. No. PEÇA	DESCRIPTION DESCRIÇÃO	6EU1	6EU2	6EU3	REMARKS OBSERVAÇÕES
1	90465-11M10	CLAMP BRACADEIRA	1			
2	6K9-43139-10	CAM, TRIM SENDER SENSOR DE ELEVACAO TRIM	1			
3	90159-05059	SCREW, WITH WASHER PARAFUSO COM ARRUELA	1			
4	90465-11M10	CLAMP BRACADEIRA	2	2	2	
5	67H-83672-01	TRIM SENDER SENSOR DO TRIM	1			
6	97985-06216	SCREW, WITH WASHER PARAFUSO	2			
7	6E5-83558-00	END, NIPPLE TERMINAL DE LIGACAO	1	1	1	
8	6BG-44385-00	HOSE, WATER 1 TUBO DE AGUA 1		1	1	S(16.1") S(16.1")
	6BG-44385-10	HOSE, WATER 1 TUBO DE AGUA 1	1			L(21.0") L(21.0")
9	90447-19014	TUBE TUBO	1			
10	90465-13M18	CLAMP BRACADEIRA	2			
11	6BG-42510-00-4D	STEERING BRACKET ASSY SUPORTE DIRECIONAL CONJ.		1	1	S(16.1") S(16.1")
	6BG-42510-10-4D	STEERING BRACKET ASSY SUPORTE DIRECIONAL CONJ.	1			L(21.0") L(21.0")
12	90116-10063	BOLT, STUD PRISIONEIRO	2	2	2	
13	90185-10027	NUT, SELF-LOCKING PORCA AUTOTRAVANTE	2	2	2	
14	67C-44514-00-94	MOUNT DAMPER, UPPER SIDE AMORTIZADOR SUPERIOR		1	1	S(16.1") S(16.1")
	67C-44514-10-94	MOUNT DAMPER, UPPER SIDE AMORTIZADOR SUPERIOR	1			L(21.0") L(21.0")
15	90109-08229	BOLT PARAFUSO	2	2	2	
16	66T-44526-30	PLATE PLACA	1	1	1	
17	90185-08018	NUT, SELF-LOCKING PORCA AUTOTRAVANTE	2	2	2	
18	97575-08530	BOLT, WITH WASHER PARAFUSO COM ARRUELA	3	3	3	
19	67C-44551-01-4D	HOUSING, LOWER MOUNT RUBBER 1 ALOJAMENTO DO SUPORTE INFERIOR		1	1	S(16.1") S(16.1")
	6C5-44551-00-4D	HOUSING, LOWER MOUNT RUBBER 1 ALOJAMENTO DO SUPORTE INFERIOR	1			L(21.0") L(21.0")
20	69W-44575-00	DAMPER, LOWER MOUNT RUBBER BORRACHA AMORTIZADOR INFERIOR	2	2	2	
21	6C5-44552-00-4D	HOUSING, LOWER MOUNT RUBBER 2 ALOJAMENTO DO SUPORTE INFERIOR	2	2	2	
22	97575-08530	BOLT, WITH WASHER PARAFUSO COM ARRUELA	4	4	4	
23	67C-44555-21	MOUNT DAMPER, LOWER SIDE AMORTIZADOR INFERIOR		2	2	S(16.1") S(16.1")

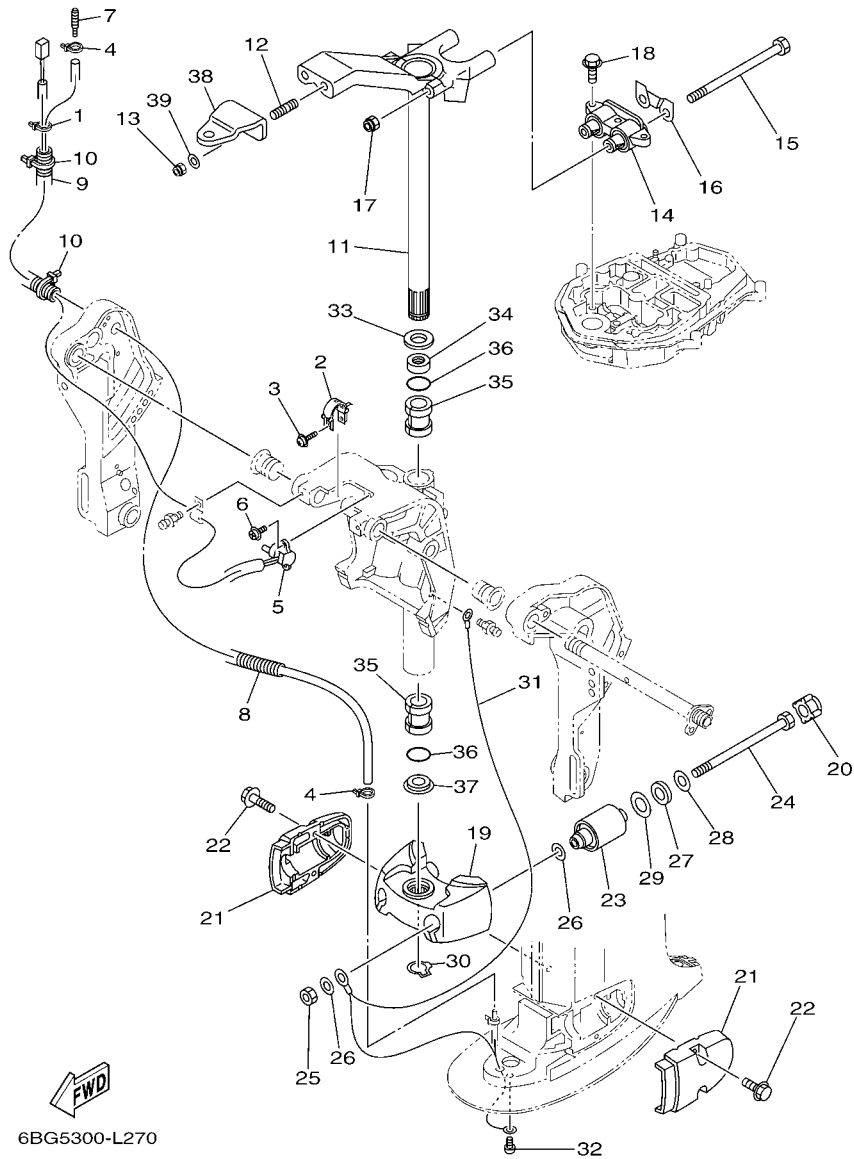


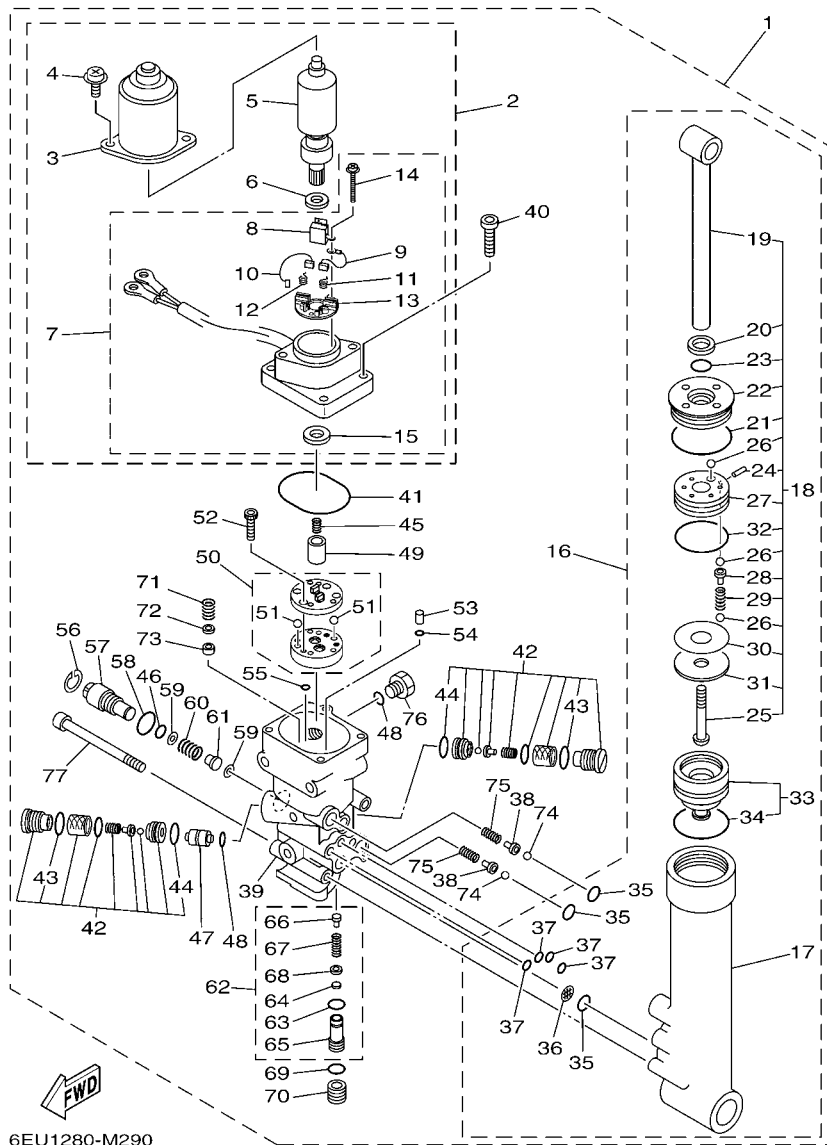
FIG. 28 BRACKET 3

SUPORTE 3

REF. NO.	PART NO. No. PEÇA	DESCRIPTION DESCRIÇÃO	6EU1	6EU2	6EU3	REMARKS OBSERVAÇÕES
23	67C-44555-11	MOUNT DAMPER, LOWER SIDE AMORTIZADOR INFERIOR	2			L(21.0") L(21.0")
24	90109-12MA3	BOLT PARAFUSO	2	2	2	
25	95380-12700	NUT PORCA	2	2	2	
26	90201-12M16	WASHER, PLATE ARRUELA PLANA	4	4	4	
27	90202-21100	WASHER, PLATE ARRUELA PLANA	2	2	2	
28	90201-13M19	WASHER, PLATE ARRUELA PLANA	2	2	2	
29	90201-22M05	WASHER, PLATE ARRUELA PLANA	2	2	2	
30	93410-28M06	CIRCLIP ANEL TRAVA	1	1	1	
31	67C-82127-00	WIRE, LEAD 2 FIO CONDUTOR 2		1	1	S(16.1") S(16.1")
	67C-82127-10	WIRE, LEAD 2 FIO CONDUTOR 2		1		L(21.0") L(21.0")
32	97885-06008	SCREW, PAN HEAD PARAFUSO	1	1	1	
33	90201-30M00	WASHER, PLATE ARRUELA PLANA	1	1	1	
34	90386-30M78	BUSH BUCHA	1	1	1	
35	90386-30M77	BUSH BUCHA	2	2	2	
36	93210-29M94	O-RING ANEL DE BORRACHA	2	2	2	
37	90386-30M60	BUSH BUCHA	1	1	1	
38	65W-48511-01	HOOK, STEERING GANCHO DO DIRECIONADOR	1	1		
39	90201-10049	WASHER, PLATE ARRUELA PLANA	2	2		

FIG. 29 POWER TRIM & TILT ASSY

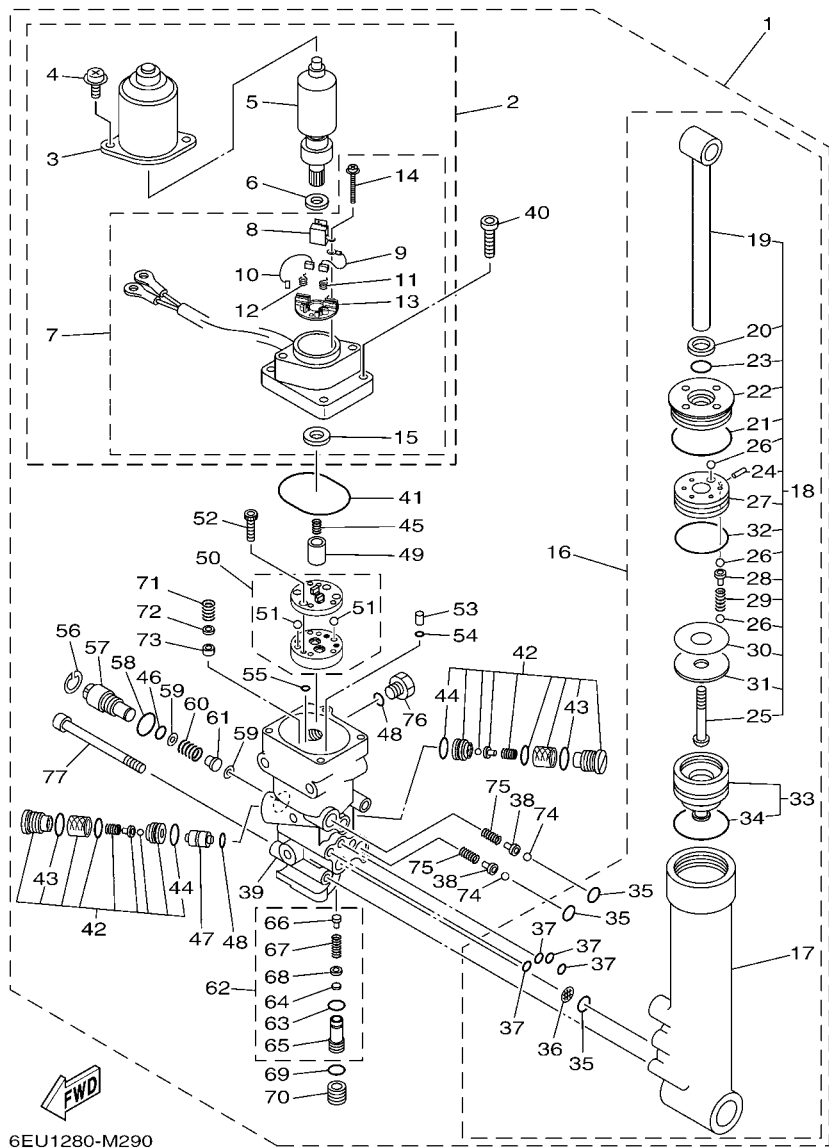
SISTEMA DE INCLINACAO CONJUNTO



6EU1280-M290

REF. NO.	PART NO. No. PEÇA	DESCRIPTION DESCRIÇÃO	6EU1	6EU2	6EU3	REMARKS OBSERVAÇÕES
1	67C-43800-11-8D	POWER TRIM & TILT ASSY SISTEMA INCLINACAO (TRIM/TILT)	1			
2	67C-43880-01	..MOTOR ASSY ..MOTOR CONJ.	1			
3	65W-43804-01	..STATOR ASSY ..ESTATOR CONJUNTO	1			
4	65W-43887-01	..BOLT ..PARAFUSO	2			
5	65W-43805-01	..ARMATURE ASSY ..ARMADURA CONJUNTO	1			
6	65W-4387G-00	..WASHER ..ARRUELA	1			
7	67C-43881-01	..FRAME, END ..BASE DE TERMINACAO DO MOTOR	1			
8	65W-82181-00	..CIRCUIT BREAKER COMP. ..CIRCUITO DO FREIO COMPLETO	1			
9	65W-43892-01	..BRUSH 2 ..ESCOVA 2	1			
10	65W-43891-01	..BRUSH 1 ..ESCOVA 1	1			
11	65W-4386K-01	..SPRING, BRUSH ..MOLA DAS ESCOVAS	1			
12	65W-4386L-00	..SPRING, BRUSH 2 ..MOLA DAS ESCOVAS 2	1			
13	65W-4380F-01	..PLATE, BRUSH HOLDER ..SUPORTE ESCOVA	1			
14	65W-43879-01	..SCREW, WITH WASHER ..PARAFUSO COM ARRUELA	2			
15	65W-43882-01	..OIL SEAL ..RETENTOR DE OLEO	1			
16	67C-43840-01	..POWER TILT ASSY ..SISTEMA INCLINACAO (TILT)	1			
17	65W-4380K-00	..CYLINDER, TILT SUB ASSY ..CILINDRO DE INCLINACAO	1			
18	67C-43810-01	..TILT PISTON SUB ASSY ..PISTAO SUB CONJ.	1			
19	65W-43801-01	..ROD ..HASTE	1			
20	65W-43812-00	..SEAL, DUST ..VEDADOR PROTETOR	1			
21	65W-43865-00	..O-RING ..ANEL DE BORRACHA	1			
22	65W-43811-01	..SCREW, CYLINDER END ..PARAFUSO TERMINACAO CILINDRO	1			
23	67C-43867-00	..O-RING ..ANEL DE BORRACHA	1			
24	91609-16012	..PIN, SPRING ..PINO MOLA	1			
25	67C-43886-00	..BOLT ..PARAFUSO	1			
26	93505-32038	..BALL ..ESFERA	11			
27	65W-4385A-01	..PISTON, TILT ..PISTAO DO SISTEMA INCLINACAO	1			

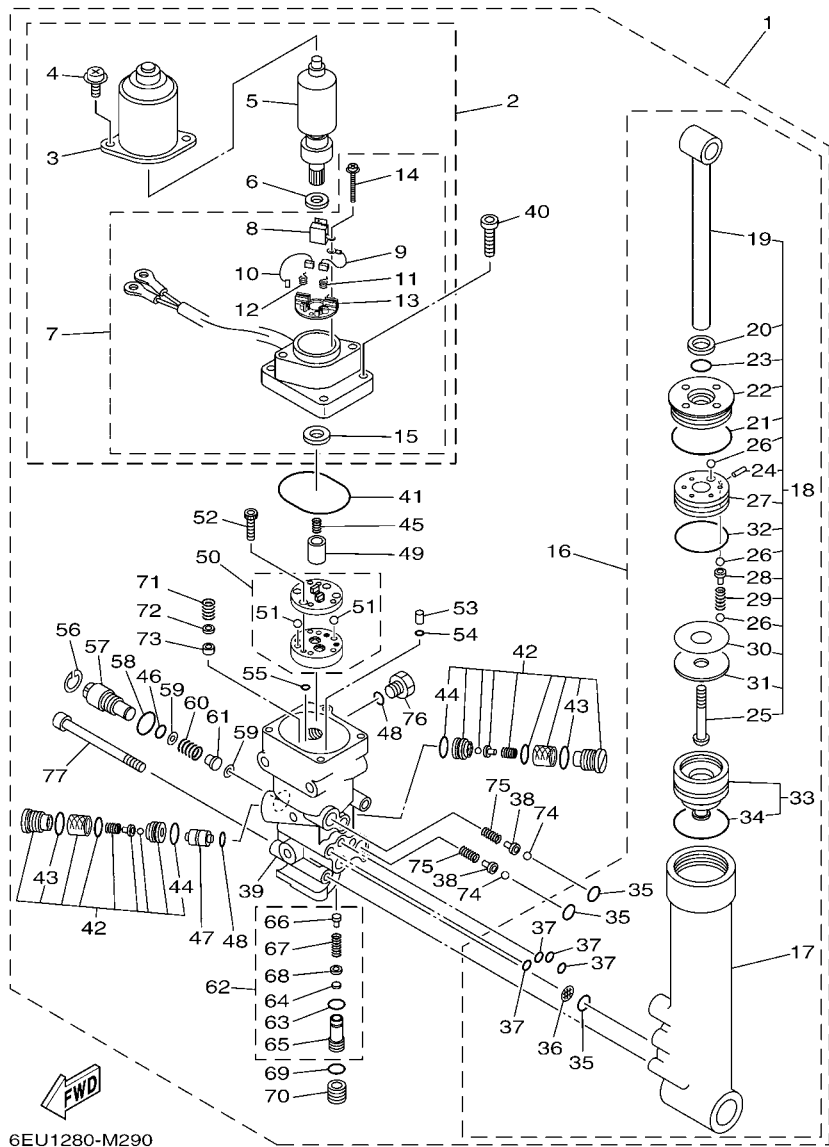
FIG. 29 POWER TRIM & TILT ASSY SISTEMA DE INCLINACAO CONJUNTO



6EU1280-M290

REF. NO.	PART NO. No. PEÇA	DESCRIPTION DESCRIÇÃO	6EU1	6EU2	6EU3	REMARKS OBSERVAÇÕES
28	65W-4386A-00	...PIN, ABSORBER VALVE ...PINO	5			
29	67C-43857-00	...SPRING, ABSORBER VALVE ...MOLA AMORTECEDORA DA VALVULA	5			
30	15A-22442-00	...SHIM ...ARRUELA CALCO	1			UN UN
31	90201-10038	...WASHER, PLATE ...ARRUELA PLANA	1			
32	6H1-43862-00	...O-RING ...ANEL DE BORRACHA	1			
33	65W-4381B-00	...FREE PISTON SUB ASSY ...SUB PISTAO COMPLETO	1			
34	6H1-43861-10	...O-RING ...ANEL DE BORRACHA	1			
35	93210-11368	...O-RING ...ANEL DE BORRACHA	3			
36	69J-4381C-00	...FILTER 3 ...FILTRO 3	1			
37	93210-064A5	...O-RING ...ANEL DE BORRACHA	4			
38	65W-4386A-00	...PIN, ABSORBER VALVE ...PINO	2			
39	67C-4380L-02	...HOUSING, TRIM & TILT SUB ASSY ...ALOJAMENTO DO TRIM & TILT	1			
40	91380-06020	...BOLT ...PARAFUSO	4			
41	93210-50768	...O-RING ...ANEL DE BORRACHA	1			
42	67F-43802-00	...VALVE SUB ASSY ...SUB VALVULA , CONJ.	2			
43	6H1-43866-01	...O-RING ...ANEL DE BORRACHA	1			
44	93210-12N52	...O-RING ...ANEL DE BORRACHA	1			
45	6T4-43853-00	...SPRING, MAIN VALVE ...MOLA MESTRE DA VALVULA	1			
46	93210-10M74	...O-RING ...ANEL DE BORRACHA	1			
47	62X-43841-00	...PISTON, SHUTTLE ...PISTAO	1			
48	93210-09165	...O-RING ...ANEL DE BORRACHA	2			
49	65W-43831-00	...CONNECTOR, SHAFT ...CONECTOR DO EIXO	1			
50	65W-43830-00	...GEAR PUMP ASSY ...ENGRENAGEM DA BOMBA CONJ.	1			
51	93505-32038	...BALL ...ESFERA	2			
52	91318-04025	...BOLT ...PARAFUSO	4			
53	65W-43817-00	...FILTER 2 ...FILTRO 2	2			
54	93210-04N50	...O-RING ...ANEL DE BORRACHA	2			

FIG. 29 POWER TRIM & TILT ASSY SISTEMA DE INCLINACAO CONJUNTO



6EU1280-M290

REF. NO.	PART NO. No. PEÇA	DESCRIPTION DESCRIÇÃO	6EU1	6EU2	6EU3	REMARKS OBSERVAÇÕES
55	93210-04N51	.O-RING .ANEL DE BORRACHA	2			
56	6H1-43875-00	.RING, SNAP .ANEL TRAVA DO RETENTOR	1			
57	6H1-43845-00	.SCREW, MANUAL RELEASE .PARAFUSO DO REGULAGEM MANUAL	1			
58	6D8-43863-00	.O-RING .ANEL DE BORRACHA	1			
59	6H1-43847-00	.SEAT, MANUAL VALVE .RETENTOR DA VALVULA MANUAL	2			
60	65W-43854-00	.SPRING, MANUAL RELEASE .MOLA DO REGULAGEM MANUAL	1			
61	65W-4382A-00	.ADAPTOR 1 .ADAPTADOR 1	1			
62	CS2-43803-81	.CASE VALVE COMP. .CAIXA DA VALVULA COMPLETA	1			
63	93210-10M74	.O-RING .ANEL DE BORRACHA	1			
64	6H1-4384G-11	.SEAL, RELIEF VALVE .RETENTOR DA VALVULA	1			
65	67C-43851-00	.SEAT, RELIEF VALVE .ASSENTO DA VALVULA	1			
66	67F-43843-00	.SCREW, VALVE LOCK .PARAFUSO DA TRAVA VALVULA	1			
67	6H1-43856-10	.SPRING, DOWN RELIEF .MOLA INFERIOR	1			
68	6H1-43844-10	.PIN, VALVE SUPPORT .PINO DE SUPORTE VALVULA	1			
69	93210-11073	.O-RING .ANEL DE BORRACHA	1			
70	65W-43843-00	.SCREW, VALVE LOCK .PARAFUSO DA TRAVA VALVULA	1			
71	6H1-43856-10	.SPRING, DOWN RELIEF .MOLA INFERIOR	1			
72	6H1-43844-10	.PIN, VALVE SUPPORT .PINO DE SUPORTE VALVULA	1			
73	6H1-4384F-10	.SEAL, MAIN VALVE .RETENTOR DA VALVULA PRINCIPAL	1			
74	93501-08001	.BALL .ESFERA	2			
75	65W-43853-00	.SPRING, MAIN VALVE .MOLA MESTRE DA VALVULA	2			
76	6H1-43829-00	.PLUG, RESERVOIR .TAMPAO DO RESERVATORIO	1			
77	62X-43878-01	.BOLT, SOCKET .PARAFUSO	3			

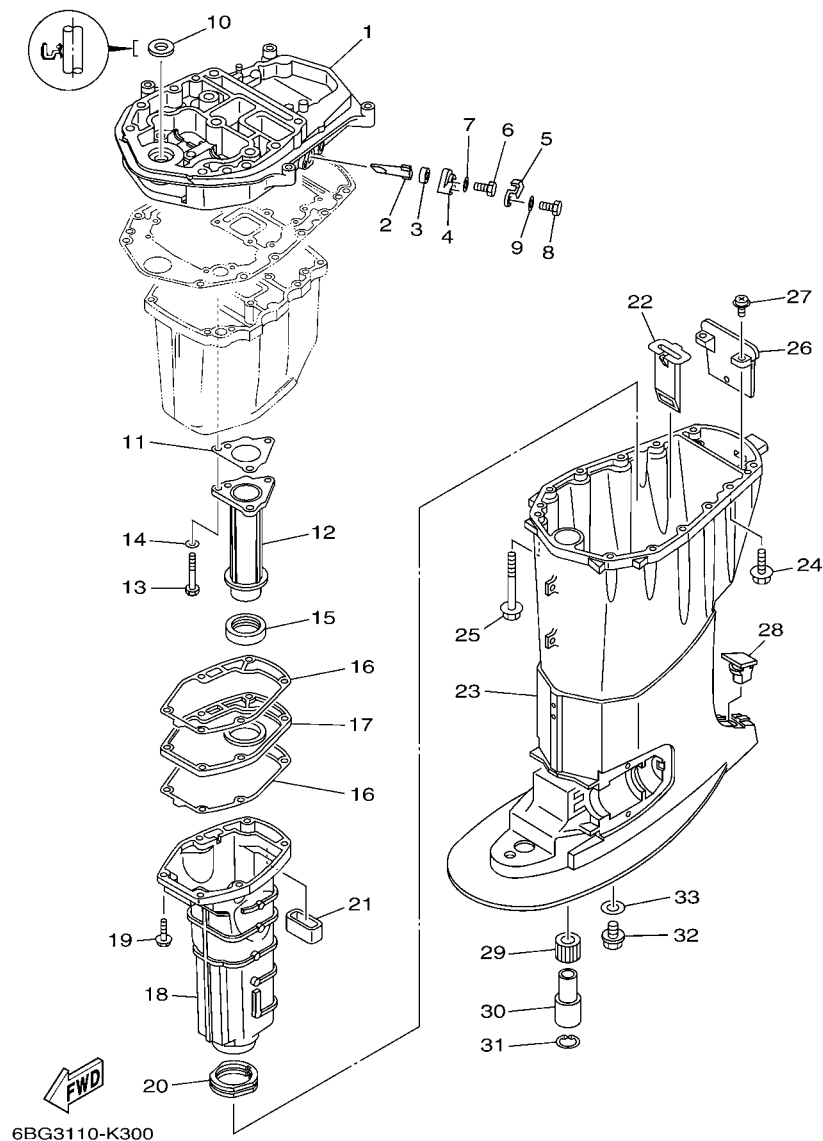


FIG. 30 UPPER CASING

CAPA INFERIOR

REF. NO.	PART NO. No. PEÇA	DESCRIPTION DESCRIÇÃO	6EU1	6EU2	6EU3	REMARKS OBSERVAÇÕES
1	6BG-41137-00-CA	GUIDE, EXHAUST GUIA DO ESCAPE	1	1	1	
2	62Y-11325-00	ANODE ANODO	1	1	1	
3	66M-11328-00	GROMMET, ANODE ILHO DO ANODO	1	1	1	
4	66M-11327-00-94	COVER, ANODE CAPA DO ANODO	1	1	1	
5	66M-12535-00	PLATE PLACA	1	1	1	
6	97095-05012	BOLT PARAFUSO	1	1	1	
7	92995-05600	WASHER ARRUELA	1	1	1	
8	97013-06020	BOLT PARAFUSO	1	1	1	
9	92903-06600	WASHER, PLATE ARRUELA PLANA	1	1	1	
10	93110-16004	OIL SEAL RETENTOR DE OLEO	1	1	1	
11	64J-41133-10	GASKET, EXHAUST MANIFOLD 1 GAXETA DO MULTIPLO DE ESCAPE 1	1	1	1	
12	6BG-41131-00-CA	MANIFOLD, EXT. 1 TUBO MULTIPLO DE ESCAPE 1	1	1	1	
13	97075-06050	BOLT PARAFUSO	3	3	3	
14	92995-06600	WASHER ARRUELA	3	3	3	
15	64J-46132-10	GASKET 1 GAXETA 1	1	1	1	
16	6BG-41134-00	GASKET, EXHAUST MANIFOLD GAXETA DO MULTIPLO DE ESCAPE	2	2	2	
17	6BG-45181-00-CA	PLATE PLACA	1	1	1	
18	6BG-14711-00-CA 69W-14711-00-CA	MUFFLER 1 SILENCIADOR 1 MUFFLER 1 SILENCIADOR 1	1	1	1	S(16.1") S(16.1") L(21.0") L(21.0")
19	97575-06525	BOLT, WITH WASHER PARAFUSO COM ARRUELA	6	6	6	
20	67C-45123-00	GASKET, MUFFLER GAXETA DO SILENCIADOR	1	1	1	
21	62Y-45127-00	SEAL RETENTOR DE BORRACHA	1	1	1	
22	64J-77123-00	GUIDE 1 GUIA 1	1	1	1	
23	6BG-45111-00-4D 6BG-45111-10-4D	CASING, UPPER CAIXA SUPERIOR CASING, UPPER CAIXA SUPERIOR	1	1	1	S(16.1") S(16.1") L(21.0") L(21.0")
24	90119-08102	BOLT, WITH WASHER PARAFUSO COM ARRUELA	4	4	4	
25	90119-08132	BOLT, WITH WASHER PARAFUSO COM ARRUELA	8	8	8	



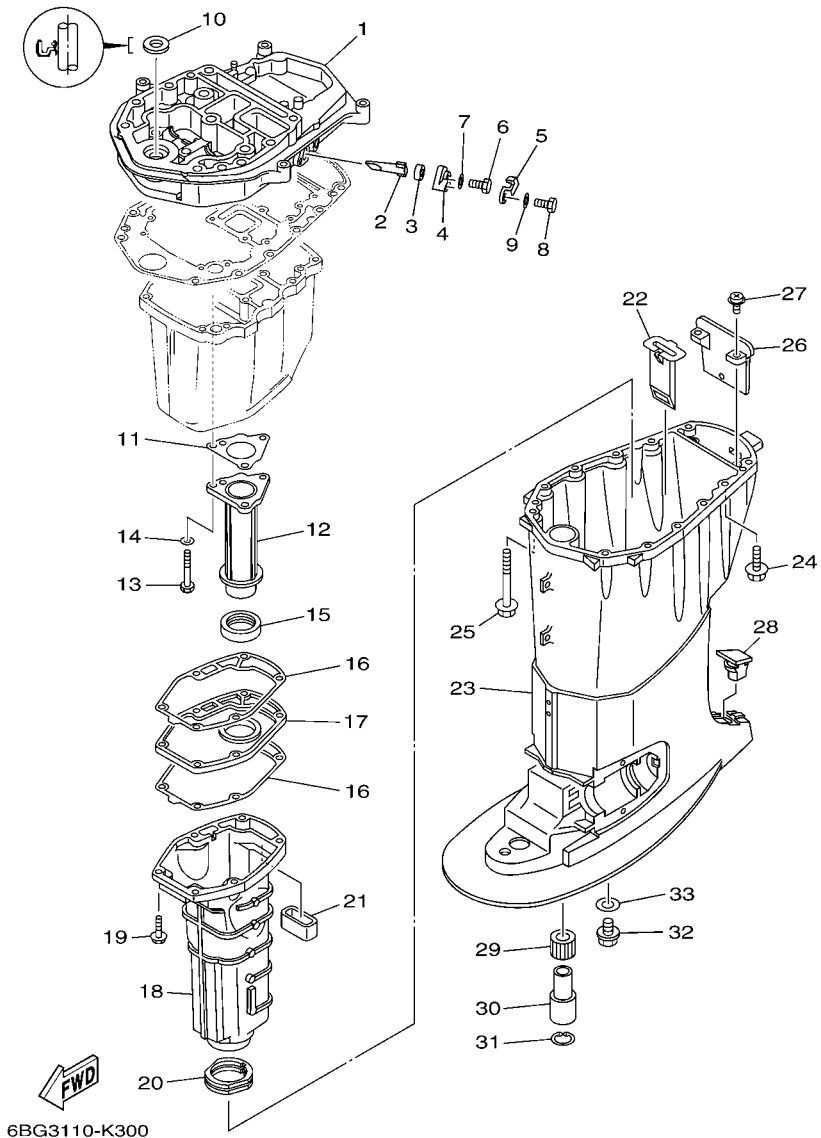


FIG. 30 UPPER CASING

CAPA INFERIOR

REF. NO.	PART NO. No. PEÇA	DESCRIPTION DESCRIÇÃO	6EU1	6EU2	6EU3	REMARKS OBSERVAÇÕES
26	67C-45151-00	COVER, UPPER CASING TAMPA DA CAIXA SUPERIOR	1	1	1	
27	97980-05216	SCREW, WITH WASHER PARAFUSO	2	2	2	
28	63D-45155-00	CAP CAPA		1	1	S(16.1") S(16.1")
	6C5-45155-00	CAP CAPA	1			L(21.0") L(21.0")
29	679-45318-00	BUSHING, DRIVE SHAFT BUCHA DO EIXO DE DIRECAO	1			L(21.0") L(21.0")
30	90387-23002	COLLAR ESPACADOR	1			L(21.0") L(21.0")
31	93420-36M01	CIRCLIP ANEL TRAVA	1			L(21.0") L(21.0")
32	90340-14M06	PLUG, STRAIGHT SCREW TAMPAO DO DRENO	1			L(21.0") L(21.0")
33	90430-14M09	GASKET GAXETA	1			L(21.0") L(21.0")
-----						
-----						
-----						
-----						
-----						
-----						
-----						

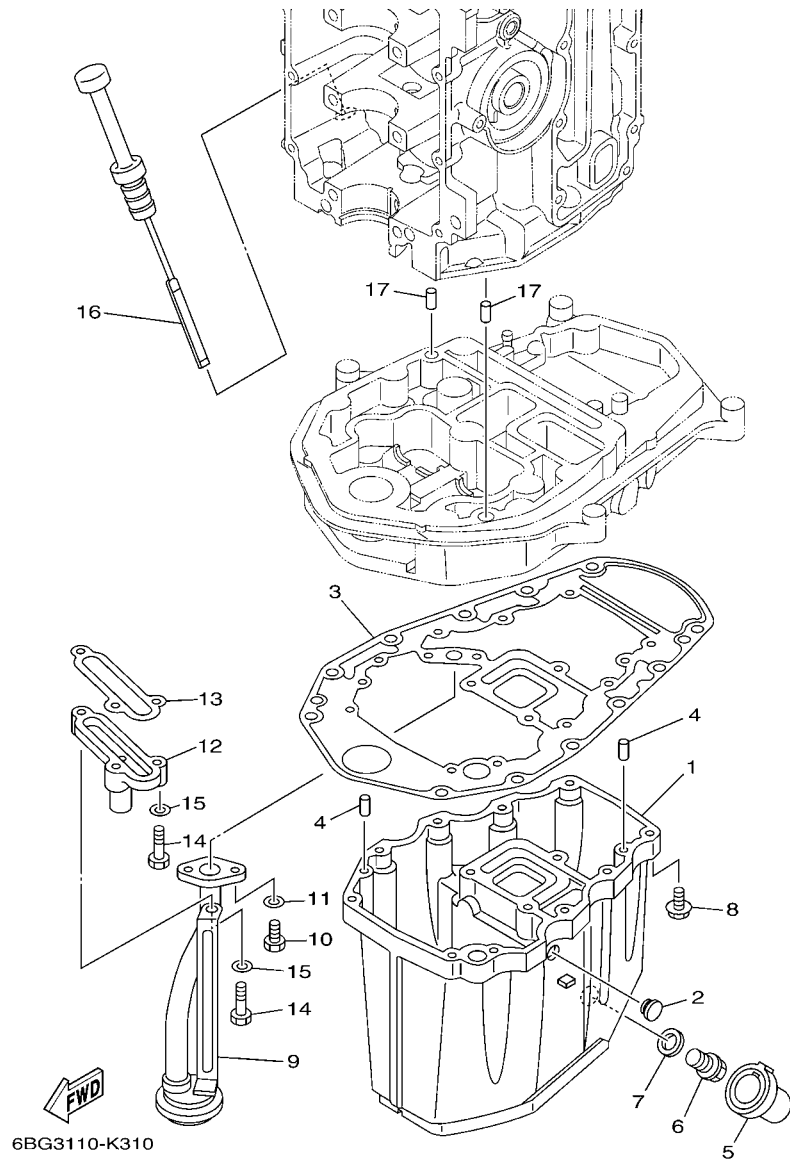


FIG. 31 OIL PAN

BANDEJA DE OLEO

REF. NO.	PART NO. No. PEÇA	DESCRIPTION DESCRIÇÃO	6EU1	6EU2	6EU3	REMARKS OBSERVAÇÕES
1	6BG-15311-00-CA	OIL PAN CARTER DO OLEO	1	1	1	
2	90480-12M25	GROMMET ILHO DE BORRACHA	1	1	1	
3	69W-15312-00	GASKET, OIL PAN GAXETA DA CAPA DO OLEO	1	1	1	
4	93606-12019	PIN, DOWEL PINO GUIA	4	4	4	
5	67C-15316-10	DAMPER 1 AMORTIZADOR 1		1	1	S(16.1") S(16.1")
	67C-15316-00	DAMPER 1 AMORTIZADOR 1	1			L(21.0") L(21.0")
6	90340-14M06	PLUG, STRAIGHT SCREW TAMPAO DO DRENO	1	1	1	
7	90430-14M09	GASKET GAXETA	1	1	1	
8	97575-06525	BOLT, WITH WASHER PARAFUSO COM ARRUELA	10	10	10	
9	62Y-13411-00	STRAINER, OIL FILTRADOR DE OLEO	1	1	1	
10	97013-06016	BOLT PARAFUSO	2	2	2	
11	92903-06600	WASHER, PLATE ARRUELA PLANA	2	2	2	
12	6BG-11576-00-94	BODY, RELIEF CORPO DO ALIVIO	1	1	1	
13	62Y-13475-00	GASKET GAXETA	1	1	1	
14	97013-06025	BOLT PARAFUSO	3	3	3	
15	92903-06600	WASHER, PLATE ARRUELA PLANA	3	3	3	
16	6BG-15362-00	PLUG, OIL LEVEL TAMPAO DO NIVEL DE OLEO	1	1	1	
17	93608-12M05	PIN, DOWEL PINO	2	2	2	

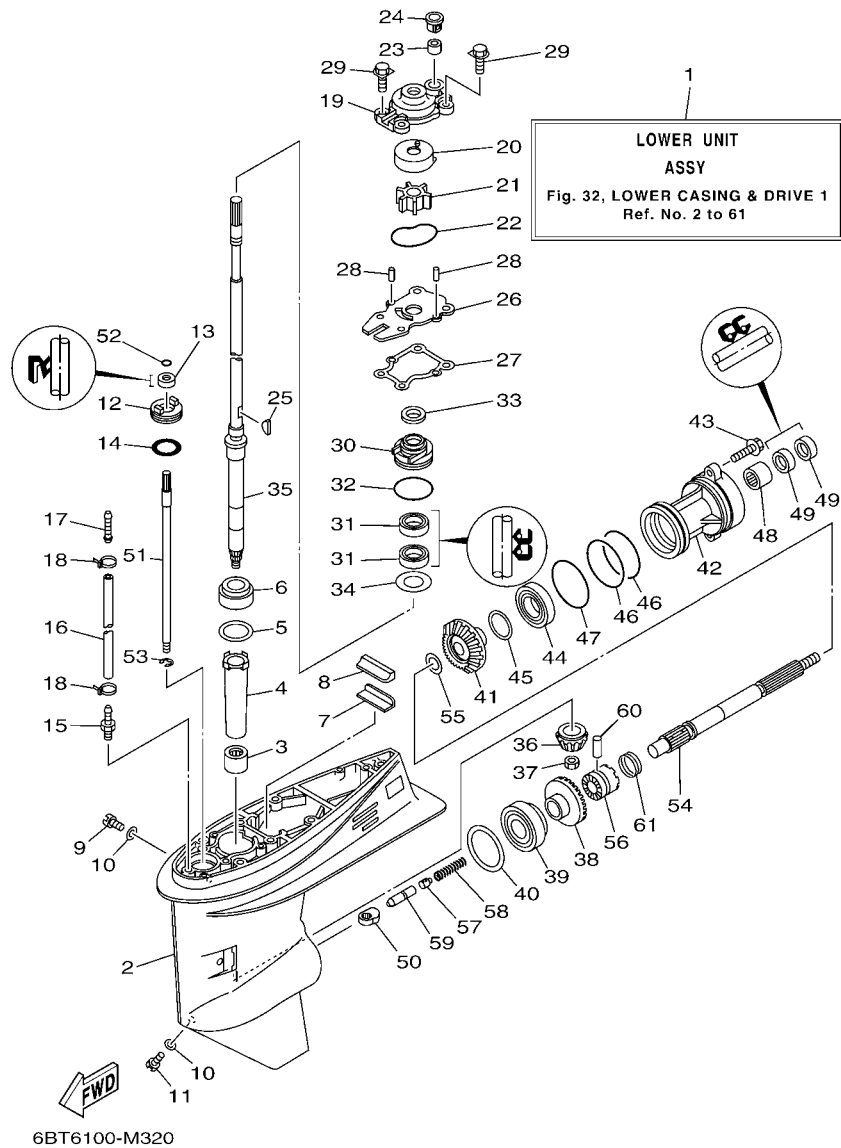


FIG. 32 LOWER CASING & DRIVE 1 CARCACA INF. E TRANSMISSAO 1

REF. NO.	PART NO. No. PEÇA	DESCRIPTION DESCRIÇÃO	6EU1	6EU2	6EU3	REMARKS OBSERVAÇÕES
1	6BG-45300-00-4D	LOWER UNIT ASSY UNIDADE DA RABETA INFERIOR CJ.		1	1	S(16.1") S(16.1")
	6BG-45300-10-4D	LOWER UNIT ASSY UNIDADE DA RABETA INFERIOR CJ.	1			L(21.0") L(21.0")
2	62Y-45301-00-4D	CASING, LOWER RABETA INFERIOR	1	1	1	
3	93315-32224	BEARING ROLAMENTO	1	1	1	
4	6H4-45536-00	SLEEVE, DRIVE SHAFT PROTECTOR DO EIXO DE DIRECIONAL	1	1	1	
5	663-45587-01	SHIM (T:0.10MM) CALCO (T:0.10MM)	1	1	1	UR
	663-45587-10	SHIM (T:0.12MM) CALCO (T:0.12MM)	1	1	1	UR
	663-45587-20	SHIM (T:0.15MM) CALCO (T:0.15MM)	1	1	1	UR
	663-45587-30	SHIM (T:0.18MM) CALCO (T:0.18MM)	1	1	1	UR
	663-45587-40	SHIM (T:0.30MM) CALCO (T:0.30MM)	1	1	1	UR
	663-45587-50	SHIM (T:0.40MM) CALCO (T:0.40MM)	1	1	1	UR
	663-45587-60	SHIM (T:0.50MM) CALCO (T:0.50MM)	1	1	1	UR
6	93332-00001	BEARING ROLAMENTO	1	1	1	
7	663-45376-00	GUIDE, SEAL DAMPER GUIA DE AMORTIZADOR DE VEDACAO	1	1	1	
8	63D-45375-00	DAMPER, SEAL AMORTIZADOR DE VEDACAO	1	1	1	
9	90340-08002	PLUG, STRAIGHT SCREW TAMPAO DO DRENO	1	1	1	
10	90430-08020	GASKET GAXETA	2	2	2	
11	688-45341-10	PLUG, DRAIN TAMPAO DE ESGOTO	1	1	1	
12	63D-45321-00	PLATE PLACA	1	1	1	
13	93106-09014	OIL SEAL RETENTOR DE OLEO	1	1	1	
14	93210-33MG4	O-RING ANEL DE BORRACHA	1	1	1	
15	6E5-45378-00	NIPPLE, HOSE NIPLE DO TUBO	1	1	1	
16	90445-07ME8	HOSE (L80) TUBO (L80)	1	1	1	
17	6E5-83558-10	END, NIPPLE TERMINAL CONEXAO	1	1	1	
18	90465-11M10	CLAMP BRACADEIRA	2	2	2	
19	66T-44311-00	HOUSING, WATER PUMP ALOJAMENTO DA BOMBA D'AGUA	1	1	1	
20	63D-44322-00	INSERT, CARTRIDGE INSERTO DA BOMBA D'AGUA	1	1	1	

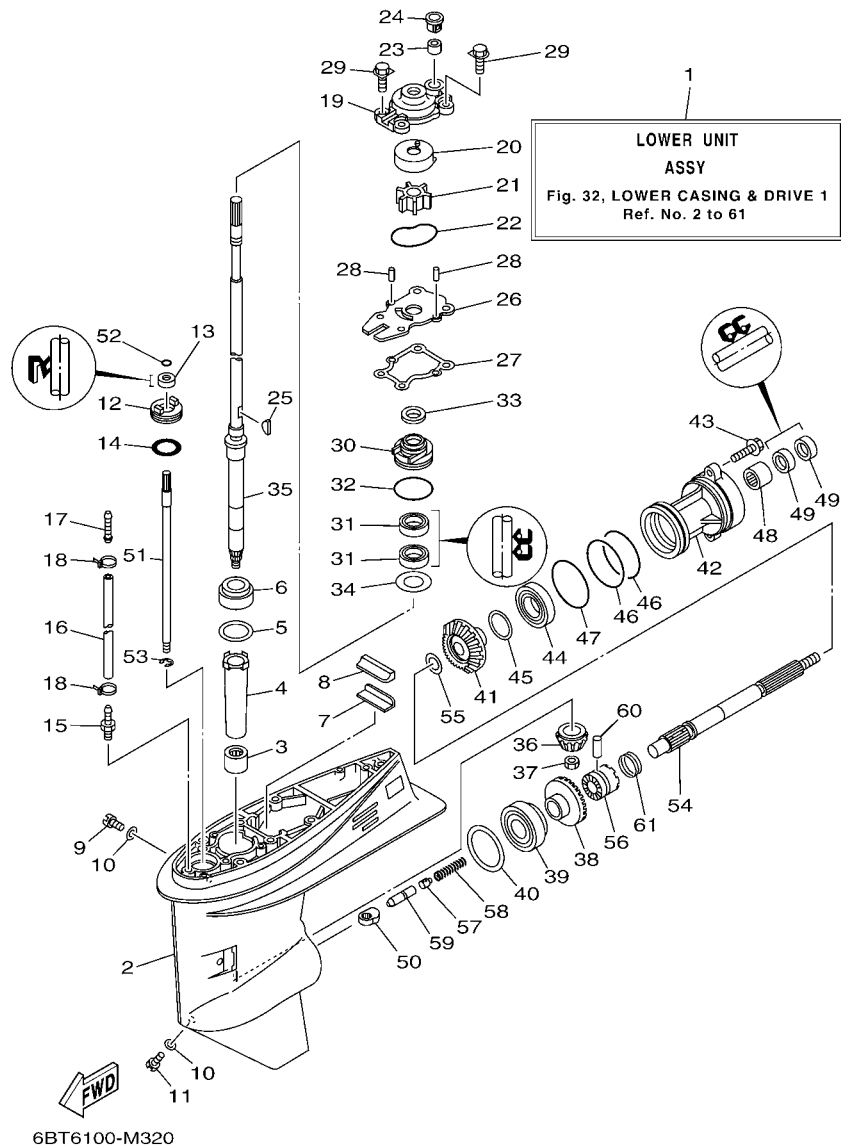


FIG. 32 LOWER CASING & DRIVE 1 CARCACA INF. E TRANSMISSAO 1

REF. NO.	PART NO. No. PEÇA	DESCRIPTION DESCRIÇÃO	6EU1	6EU2	6EU3	REMARKS OBSERVAÇÕES
21	6H4-44352-02	IMPELLER IMPULSOR	1	1	1	
22	93210-59MG7	O-RING ANEL DE BORRACHA	1	1	1	
23	663-44366-00	DAMPER, WATER SEAL 2 AMORTIZADOR DE BORRACHA 2	1	1	1	
24	63D-44312-00	COVER, WATER PUMP HOUSING TAMPA DA BOMBA D'AGUA	1	1	1	
25	90280-03M03	KEY, WOODRUFF CHAVETA MEIA LUA	1	1	1	
26	63D-44323-00	OUTER PLATE, CARTRIDGE PLACA DA EXTERNA DA BOMBA	1	1	1	
27	63D-44316-00	GASKET, WATER PUMP GAXETA DA BOMBA D'AGUA	1	1	1	
28	93604-08062	PIN, DOWEL PINO GUIA	2	2	2	
29	90119-08M15	BOLT, WITH WASHER PARAFUSO COM ARRUELA	4	4	4	
30	6BG-44341-00	HOUSING, WATER PUMP CAIXA DA BOMBA D'AGUA 2	1	1	1	
31	93101-22M60	OIL SEAL RETENTOR DE OLEO	2	2	2	
32	93210-48001	O-RING ANEL DE BORRACHA	1	1	1	
33	66T-45344-01	COVER, OIL SEAL TAMPA DO RETENTOR DE OLEO	1	1	1	
34	90201-27M00	WASHER, PLATE ARRUELA PLANA	1	1	1	
35	67C-45501-00	DRIVE SHAFT COMPL. EIXO DE DIRECIONAL COMPL.	1	1		S(16.1") S(16.1")
	67C-45501-10	DRIVE SHAFT COMPL. EIXO DE DIRECIONAL COMPL.	1			L(21.0") L(21.0")
36	66T-45551-00	PINION (13T) PINHAO (13D)	1	1	1	
37	90170-12138	NUT PORCA	1	1	1	
38	66T-45560-01	GEAR 1 (26T) ENGRENAGEM (26D)	1	1	1	
39	93332-00003	BEARING ROLAMENTO	1	1	1	
40	663-45567-01	SHIM (T:0.10MM) CALCO (T:0.10MM)	1	1	1	UR UR
	663-45567-10	SHIM (T:0.12MM) CALCO (T:0.12MM)	1	1	1	UR UR
	663-45567-20	SHIM (T:0.15MM) CALCO (T:0.15MM)	1	1	1	UR UR
	663-45567-30	SHIM (T:0.18MM) CALCO (T:0.18MM)	1	1	1	UR UR
	663-45567-40	SHIM (T:0.30MM) CALCO (T:0.30MM)	1	1	1	UR UR
	663-45567-50	SHIM (T:0.40MM) CALCO (T:0.40MM)	1	1	1	UR UR
	663-45567-60	SHIM (T:0.50MM) CALCO (T:0.50MM)	1	1	1	UR UR

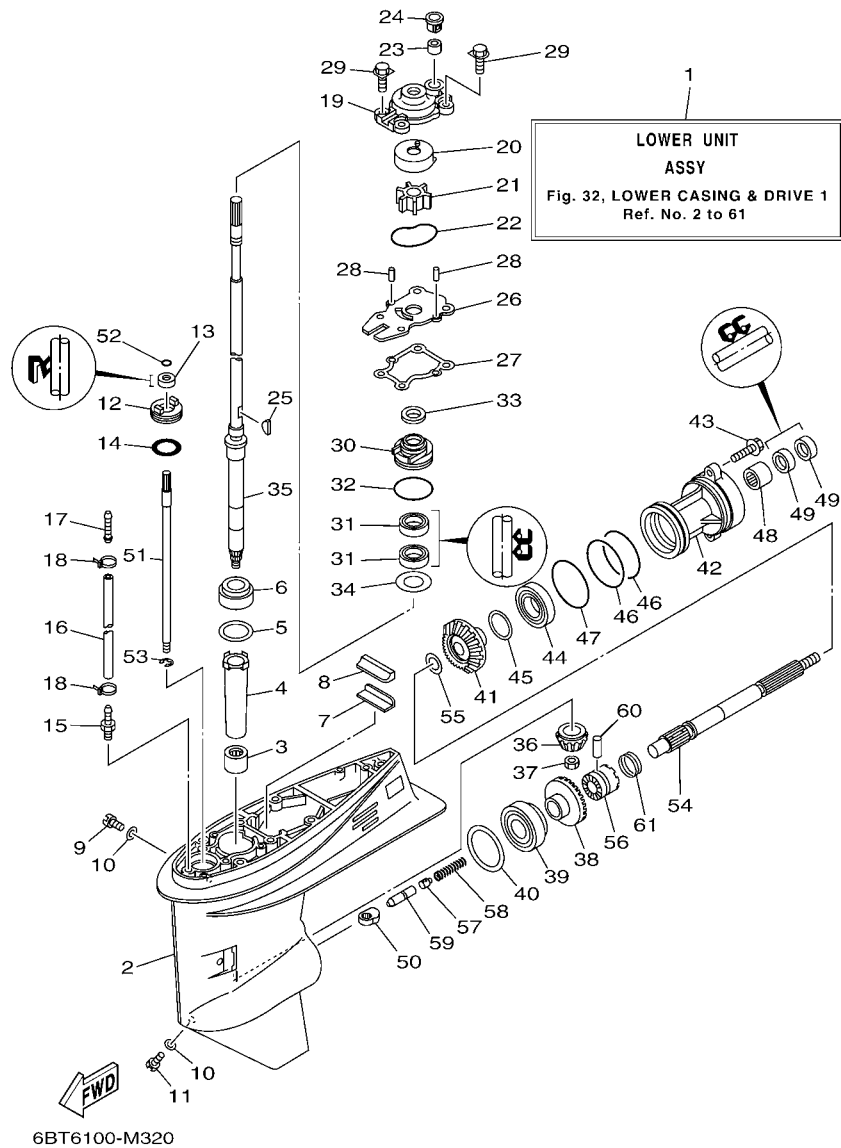


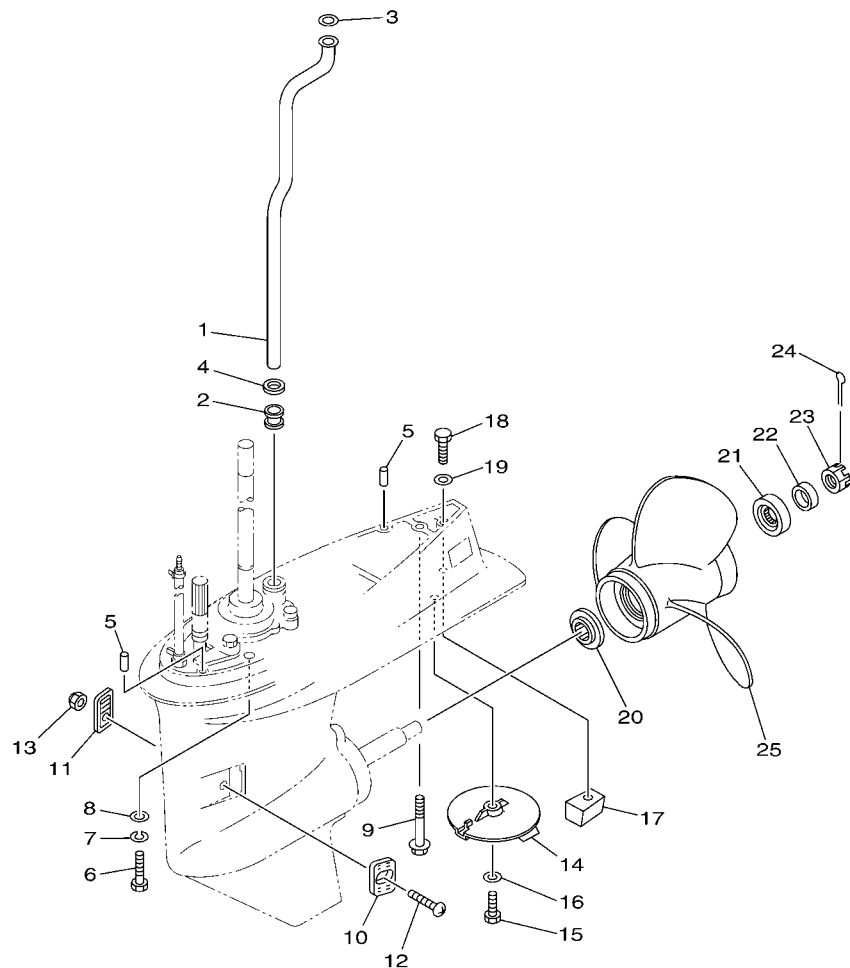
FIG. 32 LOWER CASING & DRIVE 1

CARCACA INF. E TRANSMISSAO 1

REF. NO.	PART NO. No. PEÇA	DESCRIPTION DESCRIÇÃO	6EU1	6EU2	6EU3	REMARKS OBSERVAÇÕES
41	66T-45571-00	GEAR 2 (26T) ENGRENAGEM (26D)	1	1	1	
42	63D-45361-02-4D	CAP, LOWER CASING CAPA DA RABETA INFERIOR	1	1	1	
43	90105-08M61	BOLT, FLANGE PARAFUSO FLANGE	2	2	2	
44	93306-001U1	BEARING ROLAMENTO	1	1	1	
45	63D-45577-00	SHIM (T:0.10MM) CALCO (T:0.10MM)	1	1	1	UR UR
---	63D-45577-10	SHIM (T:0.12MM) CALCO (T:0.12MM)	1	1	1	UR UR
---	63D-45577-20	SHIM (T:0.15MM) CALCO (T:0.15MM)	1	1	1	UR UR
---	63D-45577-30	SHIM (T:0.18MM) CALCO (T:0.18MM)	1	1	1	UR UR
---	63D-45577-40	SHIM (T:0.30MM) CALCO (T:0.30MM)	1	1	1	UR UR
---	63D-45577-50	SHIM (T:0.40MM) CALCO (T:0.40MM)	1	1	1	UR UR
---	63D-45577-60	SHIM (T:0.50MM) CALCO (T:0.50MM)	1	1	1	UR UR
46	93210-74MG5	O-RING ANEL DE BORRACHA	2	2	2	
47	93210-69MG6	O-RING ANEL DE BORRACHA	1	1	1	
48	93317-22204	BEARING ROLAMENTO	1	1	1	
49	93101-22M00	OIL SEAL RETENTOR DE OLEO	2	2	2	
50	62Y-44151-00	CAM, SHIFT CAME DE MUDANCA	1	1	1	
51	63D-44144-00	ROD, SHIFT HASTE DE MUDANCA	1	1	1	
52	93210-07003	O-RING ANEL DE BORRACHA	1	1	1	
53	99001-08600	CIRCLIP ANEL TRAVA	1	1	1	
54	63D-45611-00	SHAFT, PROPELLER EIXO DA HELICE	1	1	1	
55	90201-22429	WASHER, PLATE ARRUELA PLANA	1	1	1	
56	63D-45631-01	CLUTCH, DOG ENGATE DA ENGRENAGEM	1	1	1	
57	663-45634-00	SLIDE, SHIFT LAMINA DE MUDANCA	1	1	1	
58	90501-18001	SPRING, COMPRESSION MOLA DE COMPRESSAO	1	1	1	
59	63D-45635-00	PLUNGER, SHIFT ACIONADOR DE MUDANCA	1	1	1	
60	90250-06023	PIN, STRAIGHT PINO DIRECTO	1	1	1	
61	67C-45633-00	RING, CROSS PIN ANEL DE FIXACAO DO PINHAO	1	1	1	

FIG. 33 LOWER CASING & DRIVE 2

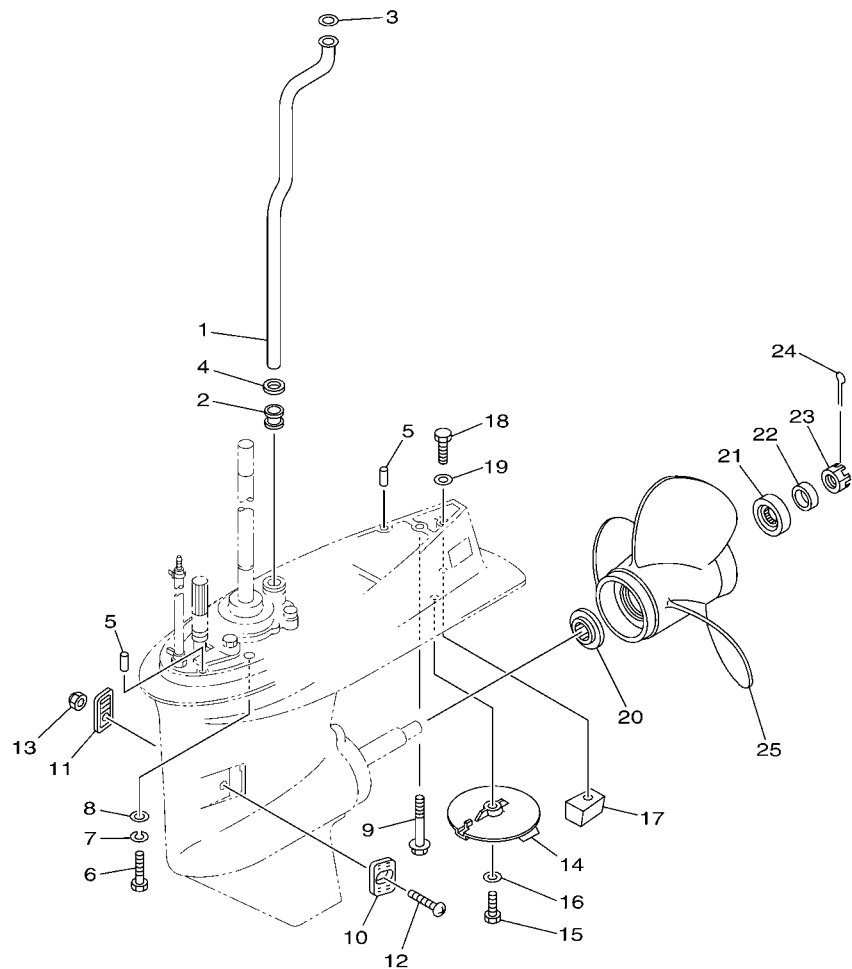
CARACA INF. E TRANSMISSAO 2



6BT6100-M330

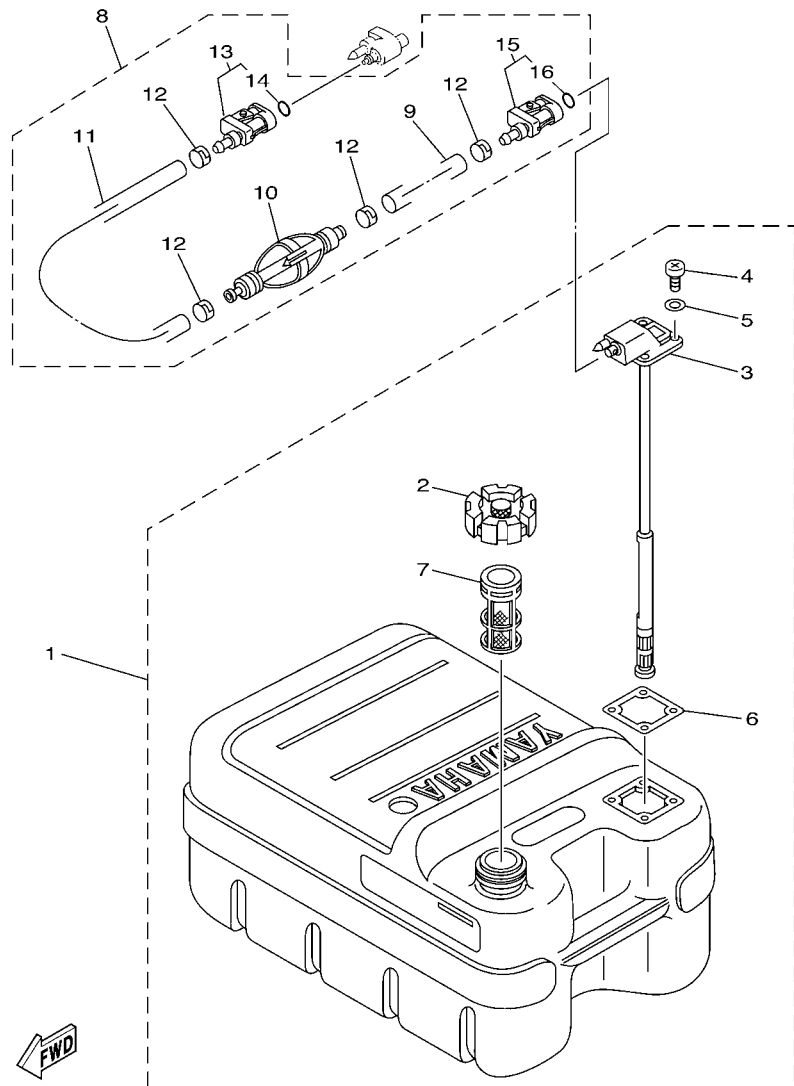
REF. NO.	PART NO. No. PEÇA	DESCRIPTION DESCRIÇÃO	6EU1	6EU2	6EU3	REMARKS OBSERVAÇÕES
1	67C-44361-00	TUBE, WATER 1 TUBO DE AGUA 1		1	1	S(16.1") S(16.1")
	62Y-44361-00	TUBE, WATER 1 TUBO DE AGUA 1	1			L(21.0") L(21.0")
2	663-44367-00	DAMPER, WATER SEAL 3 AMORTIZADOR DE BORRACHA 3	1	1	1	
3	90202-12060	WASHER, PLATE ARRUELA PLANA	1	1	1	
4	90430-12072	GASKET GAXETA	1	1	1	
5	93606-12019	PIN, DOWEL PINO GUIA	2	2	2	
6	97075-10040	BOLT PARAFUSO	4	4	4	
7	92995-10100	WASHER ARRUELA	4	4	4	
8	92995-10600	WASHER ARRUELA	4	4	4	
9	90119-08M84	BOLT, WITH WASHER PARAFUSO COM ARRUELA	1	1	1	
10	63D-45214-00	COVER, WATER INLET 1 TAMPA DA ENTRADA DE AGUA 1	1	1	1	
11	63D-45215-00	COVER, WATER INLET 2 TAMPA DA ENTRADA DE AGUA 2	1	1	1	
12	90152-05010	SCREW, COUNTERSUNK PARAFUSO TRAMBULADOR	1	1	1	
13	95380-05600	NUT PORCA	1	1	1	
14	67C-45371-00	TAB-TRIM ESTABILIZADOR DE DIRECAO	1	1	1	
15	97095-08025	BOLT PARAFUSO	1	1	1	
16	92995-08600	WASHER ARRUELA	1	1	1	
17	67C-45251-00	ANODE ANODO	1	1	1	
18	97095-08035	BOLT PARAFUSO	1	1	1	
19	92995-08600	WASHER ARRUELA	1	1	1	
20	663-45987-02	SPACER 1 ESPACADOR 1	1	1	1	
21	66T-45997-00	SPACER 2 ESPACADOR 2	1	1	1	
22	90389-22M01	BUSH BUCHA	1	1	1	
23	90171-16011	NUT, CASTLE PORCA CASTELO	1	1	1	
24	91490-30025	PIN, COTTER CONTRAPINO	1	1	1	
25	69W-45943-00	PROPELLER (3X11"X15"-G) HELICE (3X11"X15"-G)	1	1	1	UR UR
	69W-45945-00	PROPELLER (3X11-1/8"X13"-G) HELICE (3X11-1/8"X13"-G)	1	1	1	UR UR

FIG. 33 LOWER CASING & DRIVE 2 CARCACA INF. E TRANSMISSAO 2



6BT6100-M330

REF. NO.	PART NO. No. PEÇA	DESCRIPTION DESCRIÇÃO	6EU1	6EU2	6EU3	REMARKS OBSERVAÇÕES
25	69W-45947-00	PROPELLER (3X11-5/8"X11"-G) HELICE (3X11-5/8"X11"-G)	1	1	1	UR UR
	69W-45952-00	PROPELLER (3X11-3/8"X12"-G) HELICE (3X11-3/8"X12"-G)	1	1	1	UR UR
	663-45941-01	PROPELLER (3X10-3/4"X17"-G) HELICE (3X10-3/4"X17"-G)	1	1	1	UR UR
	663-45949-01	PROPELLER (3X10-3/4"X16"-G) HELICE (3X10-3/4"X16"-G)	1	1	1	UR UR
	663-45952-02	PROPELLER (3X11-3/8"X12"-G) HELICE (3X11-3/8"X12"-G)	1	1	1	UR UR
	663-45956-01	PROPELLER (3X12-1/4"X9"-G) HELICE (3X12-1/4"X9"-G)	1	1	1	UR UR
	663-45958-01	PROPELLER (3X11-1/4"X14"-G) HELICE (3X11-1/4"X14"-G)	1	1	1	UR UR
	6H5-45943-00	PROPELLER (3X10"X15"-G) HELICE (3X10"X15"-G)	1	1	1	UR WITH LIP CUP UR WITH LIP CUP
	6H5-45945-00	PROPELLER (3X10-3/8"X13"-G) HELICE (3X10-3/8"X13"-G)	1	1	1	UR WITH LIP CUP UR WITH LIP CUP
	6H5-45952-00	PROPELLER (3X10-5/8"X12"-G) HELICE (3X10-5/8"X12"-G)	1	1	1	UR WITH LIP CUP UR WITH LIP CUP
	6H5-45958-00	PROPELLER (3X10-1/4"X14"-G) HELICE (3X10-1/4"X14"-G)	1	1	1	UR WITH LIP CUP UR WITH LIP CUP
	663-45970-60	PROPELLER (3X11-3/4"X12"-G) HELICE (3X11-3/4"X12"-G)	1	1	1	UR UR
	663-45972-60	PROPELLER (3X12"X11"-G) HELICE (3X12"X11"-G)	1	1	1	UR UR
	663-45974-60	PROPELLER (3X11-1/2"X13"-G) HELICE (3X11-1/2"X13"-G)	1	1	1	UR UR
	697-45970-00	PROPELLER (3X11-1/4"X14"-G) HELICE (3X11-1/4"X14"-G)	1	1	1	UR UR
	663-45930-00	PROPELLER (3X10-1/4"X14"-G) HELICE (3X10-1/4"X14"-G)	1	1	1	UR UR
	663-45974-02	PROPELLER (3X10-5/8"X13"-G) HELICE (3X10-5/8"X13"-G)	1	1	1	UR UR
	663-45976-00	PROPELLER (3X10-1/4"X15"-G) HELICE (3X10-1/4"X15"-G)	1	1	1	UR UR
	663-45978-00	PROPELLER (3X10-1/4"X16"-G) HELICE (3X10-1/4"X16"-G)	1	1	1	UR UR



68U3100-C240

FIG. 34 FUEL TANK

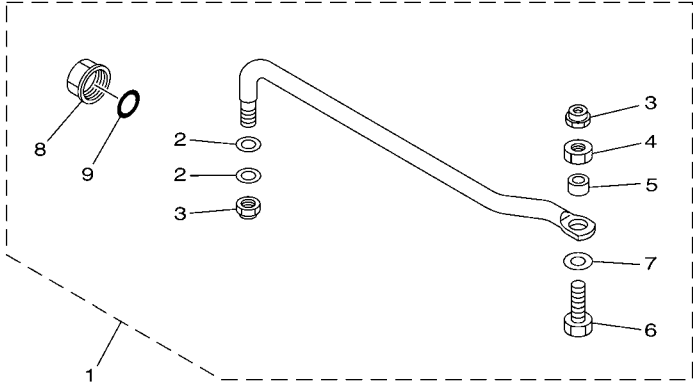
TANQUE DE COMBUSTIVEL

REF. NO.	PART NO. No. PEÇA	DESCRIPTION DESCRIÇÃO	6EU1	6EU2	6EU3	REMARKS OBSERVAÇÕES
1	61J-F4201-00	FUEL TANK ASSY TANQUE DE COMBUSTIVEL CONJ.	1	1	1	
2	6YJ-24610-01	.CAP ASSY .TAMPA DO TANQUE CJ.	1	1	1	
3	6YJ-24260-00	.FUEL METER ASSY .MEDIDOR NIVEL DO COMBUSTIVEL	1	1	1	
4	90157-05M19	.SCREW, PAN HEAD .PARAFUSO	4	4	4	
5	6Y1-24329-00	.SEAL .GUARNICAO	4	4	4	
6	6Y1-24268-00	.GASKET, FUEL METER .GAXETA DO MEDIDOR DO NIVEL	1	1	1	
7	6YJ-24167-00	.STRAINER .FILTRO	1	1	1	
8	61J-24306-04	FUEL PIPE COMP. 1 TUBO DE COMBUSTIVEL COMP. 1	1	1	1	
9	90445-11M06	.HOSE (L2050) .TUBO (L2050)	1	1	1	
10	61J-24360-00	.PRIMER PUMP ASSY .BOMBA PRIMARIA CONJ.	1	1	1	
11	90445-11M05	.HOSE (L850) .TUBO (L850)	1	1	1	
12	650-24351-51	.BAND 1 .BRACADEIRA 1	4	4	4	
13	6G1-24305-05	.FUEL PIPE JOINT COMP. 2 .JUNCAO TUBO DE COMBUSTIVEL 2	1	1	1	
14	93210-08287	..O-RING ..ANEL DE BORRACHA	1	1	1	
15	6Y1-24305-06	.FUEL PIPE JOINT COMP. 2 .JUNCAO TUBO DE COMBUSTIVEL 2	1	1	1	
16	93210-08287	..O-RING ..ANEL DE BORRACHA	1	1	1	



FIG. 35 STEERING GUIDE

HASTE DA DIRECAO

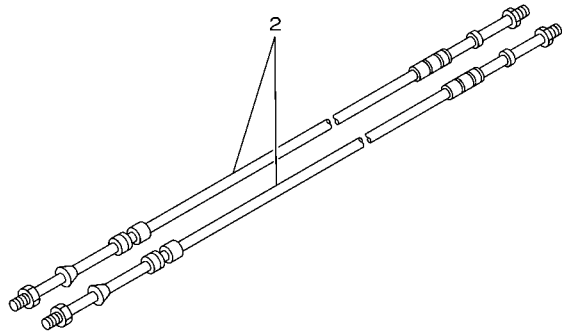
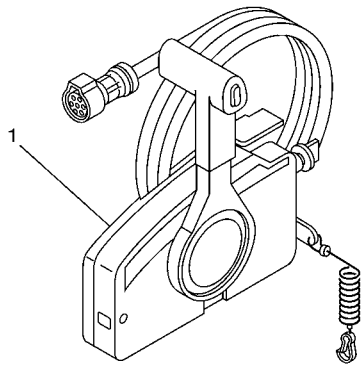


6BG1100-H340

REF. NO.	PART NO. No. PEÇA	DESCRIPTION DESCRIÇÃO	6EU1	6EU2	6EU3	REMARKS OBSERVAÇÕES
1	6BG-61350-00	STEERING GUIDE ATTACHMENT KIT KIT DA GUIA DO DIRECIONADOR	1	1		
2	90201-10M20	.WASHER, PLATE .ARRUELA PLANA	2	2		
3	90185-09M01	.NUT, SELF-LOCKING .PORCA AUTOTRAVANTE	2	2		
4	90170-09M03	.NUT .PORCA	1	1		
5	90387-10M42	.COLLAR .ESPACADOR	1	1		
6	90101-09M01	.BOLT .PARAFUSO	1	1		
7	90201-10M63	.WASHER, PLATE .ARRUELA PLANA	1	1		
8	6E5-43145-01	.CAP. CLAMP BRACKET .CAPA DA PORCA DA VARETA	1	1		
9	93210-16275	.O-RING .ANEL DE BORRACHA	1	1		

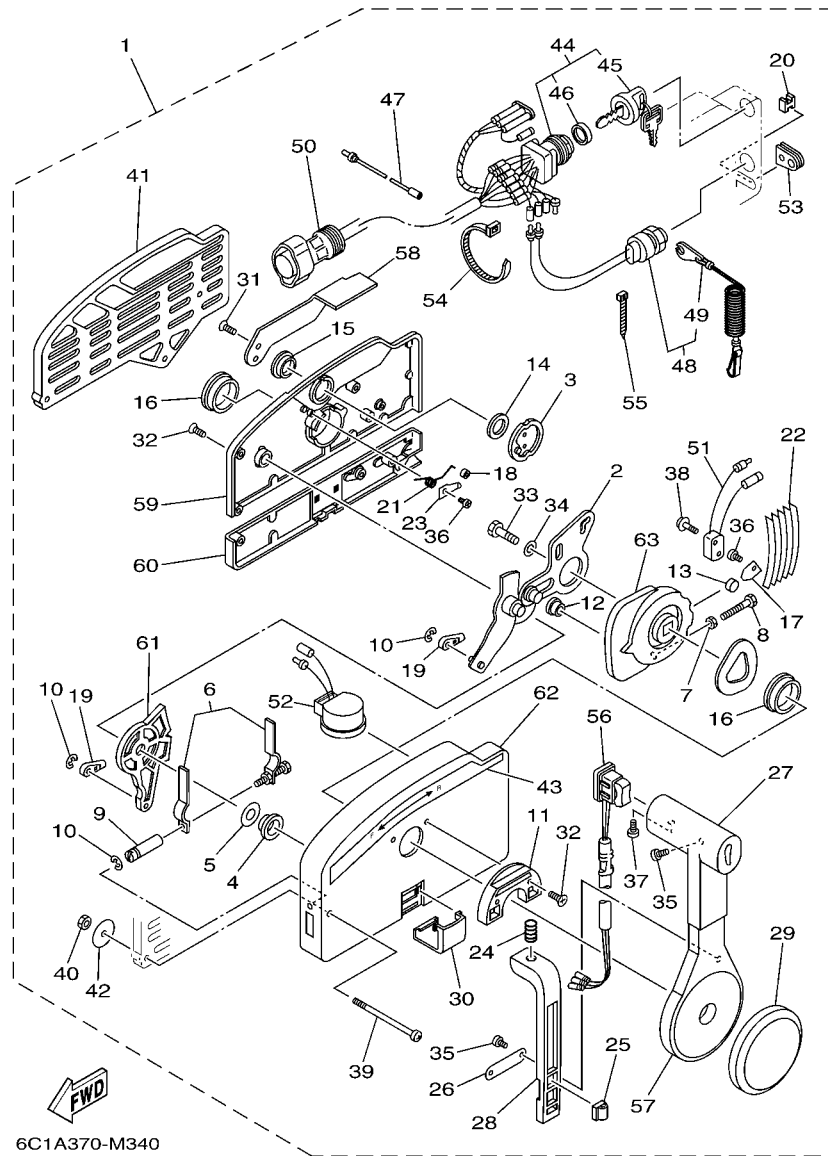
FIG. 36 REMOTE CONTROL BOX

CAIXA DO CONTROLE REMOTO



67M0100-8280

REF. NO.	PART NO. No. PEÇA	DESCRIPTION DESCRIÇÃO	6EU1	6EU2	6EU3	REMARKS OBSERVAÇÕES
1	703-48205-1B	REMOTE CONTROL ASSY (10P) CONJ CONTROLE REMOTO (10P)	1	1		WITH PT/T SW. WITH PT/T SW.
2	701-48320-00	CABLE, REMOTE CONTROL L=12F CABO, CONTROLE REMOTO L=12F	2	2		
-----						
-----						
-----						
-----						
-----						
-----						
-----						
-----						



6C1A370-M340

FIG. 37 REMOTE CONTROL ASSY      CONTROLE REMOTO CONJ.

REF. NO.	PART NO. No. PEÇA	DESCRIPTION DESCRIÇÃO	6EU1	6EU2	6EU3	REMARKS OBSERVAÇÕES
1	703-48205-1B	REMOTE CONTROL ASSY (10P) CONJ CONTROLE REMOTO (10P)	1	1		WITH PT/T SW. WITH PT/T SW.
2	703-48261-01	.ARM, THROTTLE .BRACO DE ACELERACAO	1	1		
3	703-48153-00	.SHAFT, FREE ACCEL. .EIXO DE ACELERACAO LIVRE	1	1		
4	703-48235-00	.BUSHING .ROLAMENTO	1	1		
5	703-48268-00	.SPACER .ESPACADOR 3	1	1		
6	703-48264-00	.FRICTION, THROTTLE .ACELERADOR, FRICCAO	1	1		
7	95380-05600	.NUT .PORCA	1	1		
8	97380-05025	.BOLT .PARAFUSO	1	1		
9	703-48265-00	.SHAFT, FRICTION .EIXO FRICCAO	1	1		
10	93430-06024	.CIRCLIP .ANEL TRAVA	3	3		
11	703-48245-00	.PLATE, LOCK .PLACA TRAVA	1	1		
12	703-48252-00	.ROLLER, CAM .ROLETE	1	1		
13	701-48248-00	.ROLLER, FREE ACCEL. .ROLETE	1	1		
14	703-48198-00	.WASHER, WAVE .ARRUELA ONDULADA 3	1	1		
15	703-48243-00	.BUSHING .BUCHA 3	1	1		
16	703-48236-00	.BUSHING 1 .ROLETE	2	2		
17	703-48189-00	.RETAINER .RETENTOR	1	1		
18	703-48234-00	.ROLLER, DETENT .ROLETE	1	1		
19	703-48345-01	.CABLE END, REMOTE CONTROL 2 .TERMINAL DO CABO	2	2		
20	703-48358-00	.ANCHOR, CABLE .CABO DA ANCORA	1	1		
21	703-48244-00	.SPRING, FREE ACCEL. .MOLA DO COMANDO	1	1		
22	703-48238-00	.SPRING, DETENT .MOLA	5	5		
23	703-48246-00	.SPACER .ESPACADOR	1	1		
24	703-48227-00	.SPRING, NEUTRAL LOCK .MOLA DO PONTO NEUTRO	1	1		
25	703-82594-00	.CLAMP .GRAMPO DO CHICOTE	1	1		WITH PT/T SW. WITH PT/T SW.
26	703-48226-00	.PLATE, STOPPER .PLACA LIMITADORA	1	1		
27	703-48222-00	.GRIP, CONTROL LEVER .TRAVA, ALAVANCA DE CONTROLE	1	1		SINGLE SINGLE

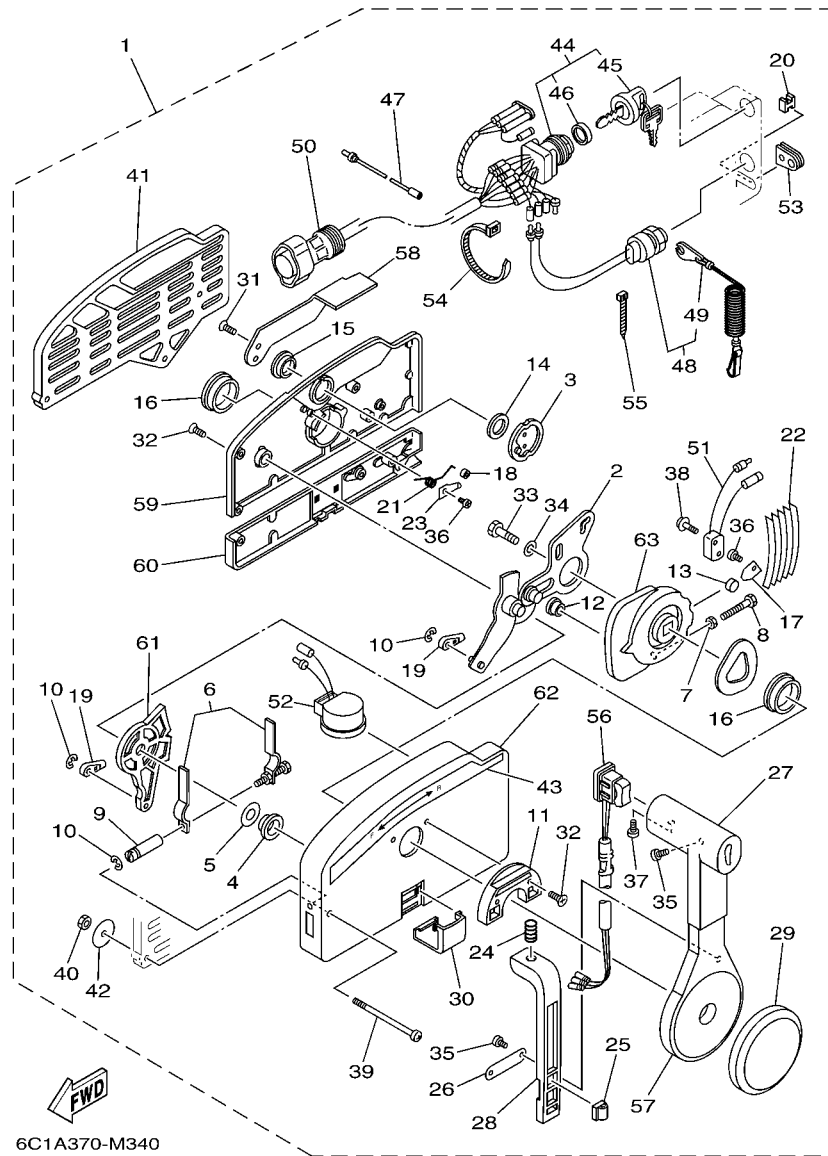
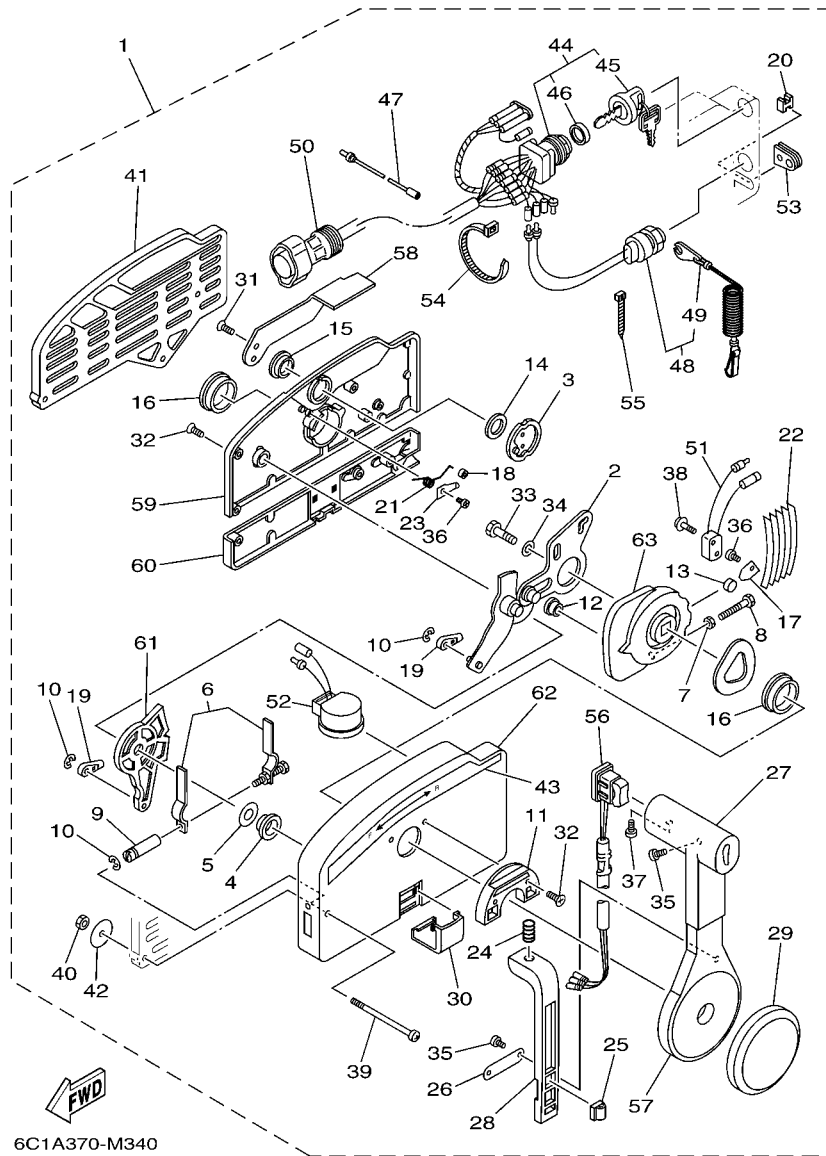


FIG. 37 REMOTE CONTROL ASSY      CONTROLE REMOTO CONJ.

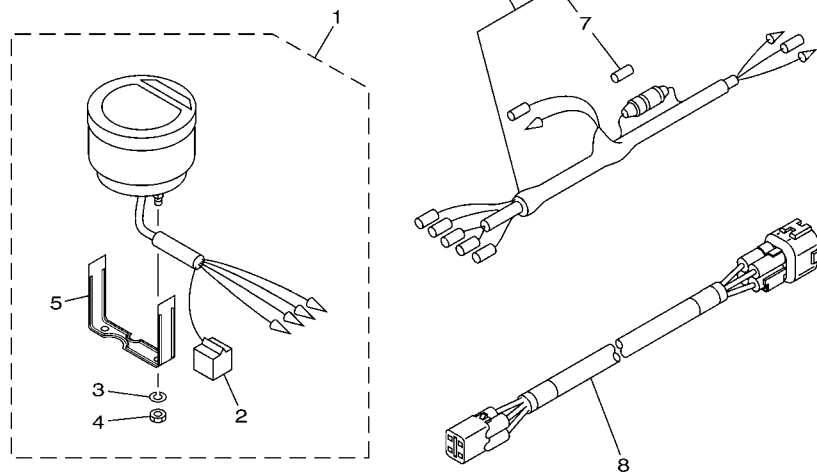
REF. NO.	PART NO. No. PEÇA	DESCRIPTION DESCRIÇÃO	6EU1	6EU2	6EU3	REMARKS OBSERVAÇÕES
28	703-48223-00	.LOCK, NEUTRAL .TRAVA DO NEUTRO	1	1		
29	703-48225-00	.COVER .TAMPA	1	1		
30	703-48219-00	.COVER, LEAD .TAMPA DE MOLDURA	1	1		
31	703-48281-00	.SCREW .PARAFUSO 1	2	2		
32	703-48282-00	.SCREW .PARAFUSO 2	7	7		
33	97380-08030	.BOLT .PARAFUSO	1	1		
34	92990-08600	.WASHER, PLATE .ARRUELA PLANA	1	1		
35	98580-04010	.SCREW, PAN HEAD .PARAFUSO	3	3		
36	98580-04006	.SCREW, PAN HEAD .PARAFUSO	2	2		
37	98580-05010	.SCREW, PAN HEAD .PARAFUSO	1	1		
38	703-48129-00	.SCREW 3 .PARAFUSO 3	2	2		
39	703-48291-10	.SCREW (M6) .PARAFUSO	3	3		
40	95380-06600	.NUT, HEXAGON .PORCA SEXTAVADA	3	3		
41	703-48293-10	.SPACER, REMOTE CONTROL .ESPACADOR	1	1		SINGLE SINGLE
42	701-48287-00	.WASHER .ARRUELA	3	3		
43	703-48215-00	.GRAPHIC .GRAFICO 1	1	1		
44	703-82510-44	.MAIN SWITCH ASSY .INTERRUPTOR PRINCIPAL. CONJ.	1	1		
45	703-82577-00	.CAP, KEY .CAPA DA CHAVE	1	1		
46	6K1-82532-00	.CAP .TAMPA	1	1		
47	703-82531-00	.WIRE, LEAD (L70) .FIO CONDUTOR (L70)	1	1		
48	688-82575-01	.ENGINE STOP SWITCH ASSY .INTERRUPTOR DE PARADA CJ.	1	1		
49	682-82556-00	.LANYARD, STOP SWITCH .PULSEIRA DE PARADA AUTOMATICA	1	1		
50	688-8258A-20	.EXTENSION, WIRE HARNESS (4.9M) .EXTENSAO CHICOTE FIOS (4.9M)	1	1		(10P) (10P)
51	703-82540-00	.NEUTRAL SWITCH ASSY .INTERRUPTOR NEUTRO CONJ.	1	1		
52	703-83383-11	.BUZZER .ALARME	1	1		
53	703-48284-00	.GROMMET .ILHO	1	1		
54	703-82591-00	.BAND .BRACADEIRA	1	1		



6C1A370-M340

FIG. 37 REMOTE CONTROL ASSY      CONTROLE REMOTO CONJ.

REF. NO.	PART NO. No. PEÇA	DESCRIPTION DESCRIÇÃO	6EU1	6EU2	6EU3	REMARKS OBSERVAÇÕES
55	703-82592-00	.BAND .BRACADEIRA	1	1		
56	703-82563-02	.TRIM & TILT SWITCH ASSY .INTERRUPTOR TRIM & TILT CONJ.	1	1		WITH PT/T SW. WITH PT/T SW.
57	703-48221-00	.LEVER, CONTROL .ALAVANCA DO CONTROLE REMOTO	1	1		
58	703-48152-00	.KNOB, FREE ACCEL. .ALAVANCA DE ACELERAÇÃO	1	1		
59	703-48212-00	.BACK PLATE 1 .TAMPA DO COMANDO 1	1	1		
60	703-48213-00	.BACK PLATE 2 .TAMPA DO COMANDO 2	1	1		
61	703-48271-00	.ARM, SHIFT .BRACO DO CAMBIO	1	1		
62	703-48211-02	.HOUSING, 1 .CORPO DO COMANDO	1	1		
63	703-48232-00	.GEAR .ENGRENAGEM DO COMANDO	1	1		



67C7700-G330

FIG. 38 METER

MEDIDOR

REF. NO.	PART NO. No. PEÇA	DESCRIPTION DESCRIÇÃO	6EU1	6EU2	6EU3	REMARKS OBSERVAÇÕES
1	6Y5-8350T-91	DIGITAL TACHOMETER ASSY TACOMETRO DIGITAL CONJUNTO	1	1		
2	9E450-04533	.CONNECTOR .CONECTOR	1	1		F-4-W F-4-W
3	92990-04100	.WASHER, SPRING .ARRUELA COM MOLA	2	2		
4	95380-04600	.NUT .PORCA	2	2		
5	6Y5-8355X-T1	.BRACKET, METER 1 .SUPORTE DOS MEDIDORES 1	1	1		
6	6Y5-83553-00	WIRE, LEAD (L=2.5M) FIO CONDUTOR (L=2.5M)	1	1		
7	1E6-82151-00	.FUSE (10A) .FUSIVEL (10A)	1	1		
8	6Y5-83653-20	WIRE, LEAD (L=7.0M) CHICOTE DO PAINEL (L=7.0M)	1	1		4P,7M 4P,7M

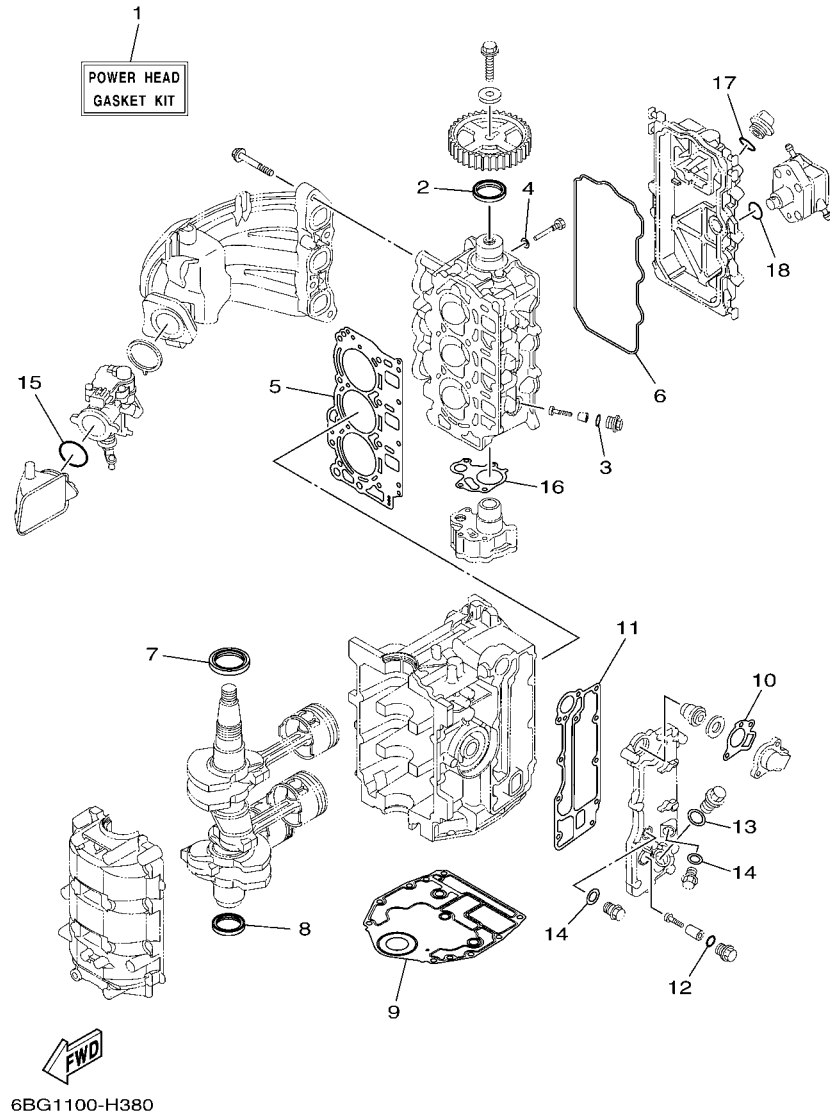


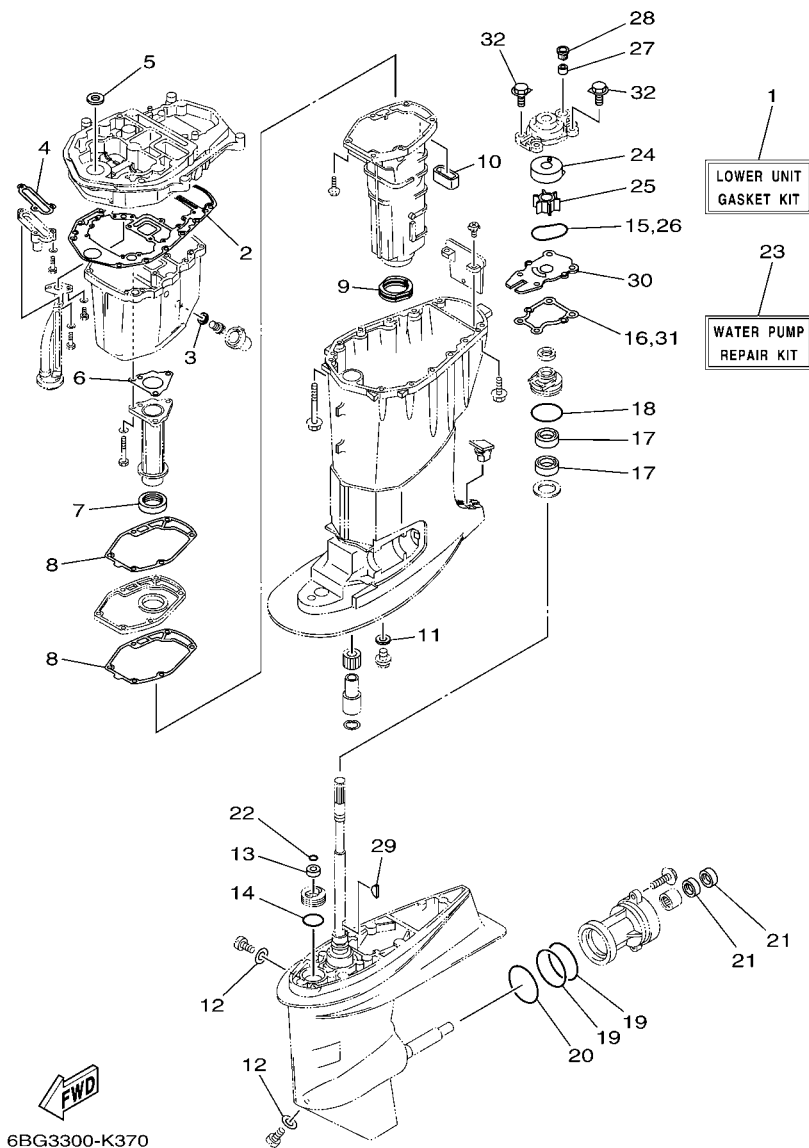
FIG. 39 REPAIR KIT 1

KIT DE REPARO 1

REF. NO.	PART NO. No. PEÇA	DESCRIPTION DESCRIÇÃO	6EU1	6EU2	6EU3	REMARKS OBSERVAÇÕES
1	6BG-W0001-00	POWER HEAD GASKET KIT KIT DE GAXETAS DO CABECOTE	1	1	1	
2	93102-37M40	.OIL SEAL .RETENTOR DE OLEO	1	1	1	
3	93210-13M63	.O-RING .ANEL DE BORRACHA	3	3	3	
4	90430-06014	.GASKET .GAXETA	1	1	1	
5	6BG-11181-00	.GASKET, CYLINDER HEAD 1 .GAXETA CABECOTE DO CILINDRO 1	1	1	1	
6	6BG-11356-00	.SEAL, CYLINDER 2 .VEDACAO DO CILINDRO 2	1	1	1	
7	93102-43M42	.OIL SEAL .RETENTOR DE OLEO	1	1	1	
8	93101-35002	.OIL SEAL .RETENTOR DE OLEO	1	1	1	
9	6BG-11351-00	.GASKET, CYLINDER .GAXETA DO CILINDRO	1	1	1	
10	62Y-12414-00	.GASKET, COVER .GAXETA DA TAMPA	1	1	1	
11	6BG-41114-00	.GASKET, EXHAUST OUTER COVER .GAXETA TAMPA EXTERNA DO ESCAPE	1	1	1	
12	93210-13M63	.O-RING .ANEL DE BORRACHA	1	1	1	
13	90430-18130	.GASKET .GAXETA	1	1	1	
14	90430-14115	.GASKET .GAXETA	2	2	2	
15	93210-42159	.O-RING .ANEL DE BORRACHA	1	1	1	
16	6C5-13329-00	.GASKET, PUMP COVER .GAXETA DA TAMPA DA BOMBA	1	1	1	
17	93210-24M79	.O-RING .ANEL DE BORRACHA	1	1	1	
18	93210-24M79	.O-RING .ANEL DE BORRACHA	1	1	1	

FIG. 40 REPAIR KIT 2

KIT DE REPARO 2



REF. NO.	PART NO. No. PEÇA	DESCRIPTION DESCRIÇÃO	6EU1	6EU2	6EU3	REMARKS OBSERVAÇÕES
1	6BG-W0001-20	LOWER UNIT GASKET KIT KIT DE GAXETAS UNIDADE INF.	1	1	1	
2	69W-15312-00	.GASKET, OIL PAN .GAXETA DA CAPA DO OLEO	1	1	1	
3	90430-14M09	.GASKET .GAXETA	1	1	1	
4	62Y-13475-00	.GASKET .GAXETA	1	1	1	
5	93110-16004	.OIL SEAL .RETENTOR DE OLEO	1	1	1	
6	64J-41133-10	.GASKET, EXHAUST MANIFOLD 1 .GAXETA DO MULTIPLO DE ESCAPE 1	1	1	1	
7	64J-46132-10	.GASKET 1 .GAXETA 1	1	1	1	
8	6BG-41134-00	.GASKET, EXHAUST MANIFOLD .GAXETA DO MULTIPLO DE ESCAPE	2	2	2	
9	67C-45123-00	.GASKET, MUFFLER .GAXETA DO SILENCIADOR	1	1	1	
10	62Y-45127-00	.SEAL .RETENTOR DE BORRACHA	1	1	1	
11	90430-14M09	.GASKET .GAXETA	1	1	1	
12	90430-08020	.GASKET .GAXETA	2	2	2	
13	93106-09014	.OIL SEAL .RETENTOR DE OLEO	1	1	1	
14	93210-33MG4	.O-RING .ANEL DE BORRACHA	1	1	1	
15	93210-59MG7	.O-RING .ANEL DE BORRACHA	1	1	1	
16	63D-44316-00	.GASKET, WATER PUMP .GAXETA DA BOMBA D'AGUA	1	1	1	
17	93101-22M60	.OIL SEAL .RETENTOR DE OLEO	2	2	2	
18	93210-48001	.O-RING .ANEL DE BORRACHA	1	1	1	
19	93210-74MG5	.O-RING .ANEL DE BORRACHA	2	2	2	
20	93210-69MG6	.O-RING .ANEL DE BORRACHA	1	1	1	
21	93101-22M00	.OIL SEAL .RETENTOR DE OLEO	2	2	2	
22	93210-07003	.O-RING .ANEL DE BORRACHA	1	1	1	
23	6BG-W0078-00	WATER PUMP REPAIR KIT JOGO DE REPARO DA BOMBA D'AGUA	1	1	1	
24	63D-44322-00	.INSERT, CARTRIDGE .INSERTO DA BOMBA D'AGUA	1	1	1	
25	6H4-44352-02	.IMPELLER .IMPULSOR	1	1	1	
26	93210-59MG7	.O-RING .ANEL DE BORRACHA	1	1	1	
27	663-44366-00	.DAMPER, WATER SEAL 2 .AMORTIZADOR DE BORRACHA 2	1	1	1	



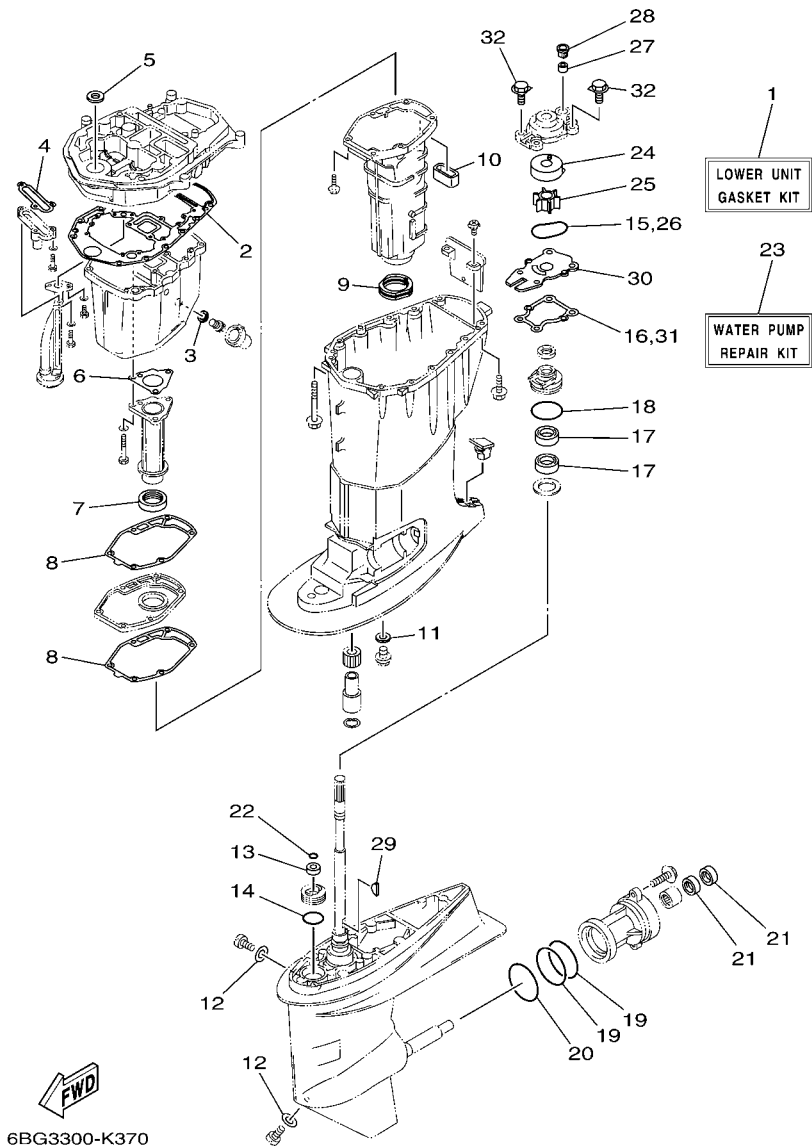


FIG. 40 REPAIR KIT 2

KIT DE REPARO 2

REF. NO.	PART NO. No. PEÇA	DESCRIPTION DESCRIÇÃO	6EU1	6EU2	6EU3	REMARKS OBSERVAÇÕES
28	63D-44312-00	.COVER, WATER PUMP HOUSING .TAMPA DA BOMBA D'AGUA	1	1	1	
29	90280-03M03	.KEY, WOODRUFF .CHAVETA MEIA LUA	1	1	1	
30	63D-44323-00	.OUTER PLATE, CARTRIDGE .PLACA DA EXTERNA DA BOMBA	1	1	1	
31	63D-44316-00	.GASKET, WATER PUMP .GAXETA DA BOMBA D'AGUA	1	1	1	
32	90119-08M15	.BOLT, WITH WASHER .PARAFUSO COM ARRUELA	4	4	4	
-----						
-----						
-----						
-----						
-----						
-----						
-----						
-----						
-----						
-----						
-----						

NUMERICAL INDEX  
ÍNDICE NUMÉRICO

PART NO. No. PEÇA	REF. NO.	PART NO. No. PEÇA	REF. NO.	PART NO. No. PEÇA	REF. NO.	PART NO. No. PEÇA	REF. NO.	PART NO. No. PEÇA	REF. NO.	PART NO. No. PEÇA	REF. NO.
6BG-11111-10-9S	5 - 2	62Y-12116-00	6 - 3	6BG-13593-00	9 - 23	15A-22442-00	29 - 30	6D8-24564-00	12 - 12	6BG-42617-00	13 - 18
62Y-11119-00	15 - 12	30X-12117-00	6 - 5	6BG-13641-00	7 - 6	6BG-24135-01	21 - 17	6BG-24566-01	12 - 16	6BG-42649-00	2 - 17
6BG-11119-00	5 - 22	30X-12118-00	6 - 6	6BG-13645-00	7 - 7	6BG-24136-01	21 - 20	6C5-24592-00	9 - 10	6BG-42651-00	2 - 4
62Y-11133-30	5 - 3	51Y-12119-00	6 - 7	6C5-13739-00	10 - 2	6YJ-24167-00	34 - 7	6YJ-24610-01	34 - 2	6BG-42652-00	2 - 7
6BG-11168-00	5 - 16	69W-12121-10	6 - 2	6BG-13750-01	7 - 4	6C5-24251-00	1 - 9	69W-26301-00	22 - 42	6BG-42662-00	2 - 15
6BG-11181-00	5 - 10	6BG-12146-00	6 - 8	6BG-13761-00	7 - 12		10 - 23	6X4-26367-00	22 - 37	6BG-42675-00	2 - 12
	39 - 5	62Y-12151-00	6 - 9	6C5-13906-01	9 - 9	6YJ-24260-00	34 - 3		22 - 44	6BG-42676-00	2 - 13
6BG-11191-00-9S	5 - 14	6C5-12151-00	6 - 12	6BG-13910-01	9 - 17	6Y1-24268-00	34 - 6	6C5-28100-00	12 - 37	6BG-42677-00	2 - 10
6BG-11192-00	17 - 21	62Y-12158-00	6 - 11	6BG-13915-00	1 - 8	6G1-24304-02	12 - 1	6C5-28100-10	12 - 37	6BG-42678-00	2 - 11
6G8-11197-01	3 - 20	6C5-12158-00	6 - 14		9 - 19	6G1-24305-05	34 - 13	67F-2812A-00	13 - 17	6AH-42697-10	2 - 16
	5 - 6	64J-12159-00	6 - 10	6BG-13938-00	9 - 20	6Y1-24305-06	34 - 15	6BG-41113-00-9S	3 - 9	6BG-42710-01-4D	20 - 1
62Y-11325-00	1 - 14	6C5-12159-00	6 - 13	6BG-13974-00	10 - 5	61J-24306-04	34 - 8	6BG-41114-00	3 - 16	62Y-42715-01	25 - 10
	30 - 2	6BG-12171-00	11 - 1	6C5-1410B-00	7 - 13	6A1-24311-00	21 - 14		39 - 11	62Y-42716-00	20 - 6
6G8-11325-00	1 - 3	6C5-12231-00	6 - 15	6C5-1410F-00	10 - 18	6BG-24311-00	12 - 19	6BG-41131-00-CA	30 - 12	61A-42717-00	20 - 8
	1 - 5	6C5-12233-00	6 - 16	6C5-14127-10	9 - 18	6BG-24313-00	12 - 5	64J-41133-10	30 - 11	65W-42717-00	20 - 7
	3 - 18	6G8-12411-03	1 - 1	6BG-14137-00	9 - 21	6BG-24321-20	10 - 8		40 - 6	69J-42723-01	18 - 14
	5 - 4		3 - 12	6X4-14137-00	22 - 26	6BG-24322-20	10 - 9	6BG-41134-00	30 - 16	6BG-42725-00	20 - 10
66M-11327-00-94	30 - 4	688-12412-00	3 - 13	6BG-14148-20	10 - 7	6BG-24323-00	10 - 10		40 - 8	6X4-42725-01	22 - 56
66M-11328-00	30 - 3	6C5-12413-00-9S	3 - 14	6BG-14149-00	10 - 17	6BG-24324-00	10 - 11	6BG-41137-00-CA	30 - 1	6H1-42726-21	21 - 1
6BG-11351-00	3 - 8	62Y-12414-00	1 - 2	6BG-14180-20	9 - 1	6BG-24329-00	20 - 24	682-41237-00	25 - 24	68U-42727-00	20 - 23
	39 - 9		3 - 15	6BG-14182-10	9 - 2	6Y1-24329-00	34 - 5	6J8-41237-00	25 - 23	6BG-42727-00	20 - 11
6BG-11356-00	5 - 19		39 - 10	6C5-14191-00	9 - 13	650-24351-51	34 - 12	6X4-41291-00	22 - 8	6X4-42727-00	23 - 18
	39 - 6	6BG-12481-00	21 - 13	6C5-14225-00	9 - 11	61J-24360-00	34 - 10	6X4-42101-K6	22 - 1	6X4-42728-00	23 - 8
6BG-11411-00	4 - 1	62Y-12481-10	3 - 11	6C5-14251-00	10 - 1	62Y-24374-01	12 - 31	6X4-42111-02-8D	22 - 2	6X4-42728-10	22 - 66
6BG-11416-00	4 - 2	66M-12535-00	30 - 5	6C5-14386-00	9 - 4	67F-24377-00	12 - 6	6X4-42115-00	22 - 22	6BG-42741-00-4D	20 - 25
6BG-11416-10	4 - 2	6AW-12572-00	21 - 4	6C5-14397-00	9 - 14	688-24378-00	21 - 8	6X4-42119-01	22 - 5	6BG-42741-10-4D	20 - 25
6BG-11416-20	4 - 2	6BG-12576-00	8 - 7	6BG-14440-00	7 - 1		21 - 12	63D-42121-22-8D	22 - 57	6BG-42743-00	18 - 21
6BG-11416-30	4 - 2	6R3-12580-00	21 - 6	62Y-14485-00	5 - 15	6C5-24379-00	10 - 19	63D-42126-00	22 - 17	6BG-42748-00	20 - 4
6C5-11536-00	11 - 7	6C5-12858-00	3 - 27	6C5-14546-10	9 - 5	6BG-24387-00	10 - 21	6X4-42128-00	22 - 13	6H4-42748-00	20 - 2
6C5-11537-10	11 - 2	62Y-13131-00	12 - 26	6BG-14561-00	9 - 22	6C5-24410-00	12 - 22	6X4-42131-11	22 - 54	63P-42756-00	18 - 24
6H4-11545-00	13 - 3	6BG-13161-00	7 - 11	6C5-14567-00	9 - 15	62Y-24411-02	12 - 24	6X4-42137-00	22 - 7	6BG-42761-00	20 - 9
62Y-11557-00	11 - 8	6BG-13300-01	11 - 11	69W-14711-00-CA	30 - 18	6C5-24415-00	12 - 23	62Y-42154-00	25 - 26	6AH-42794-70	20 - 38
6BG-11576-00-94	31 - 12	6C5-13329-00	11 - 12	6BG-14711-00-CA	30 - 18	6BG-2441R-10	9 - 6	6X4-42159-00	22 - 48	6BG-42811-01	18 - 18
67C-11603-00	4 - 7		39 - 16	6BG-14960-10	9 - 12	6BG-2441T-10	9 - 7	6C5-42171-00	25 - 27	6BG-42815-00-4D	20 - 13
67C-11604-00	4 - 7	62Y-13411-00	31 - 9	6BG-14984-00	1 - 7	62Y-24423-00	12 - 25	6X4-42177-00	22 - 6	6BG-42816-00	20 - 18
67C-11605-00	4 - 7	67F-13434-20	2 - 18		9 - 16	6C5-24444-00	10 - 4	6BG-42335-00	25 - 32	6X4-42821-00	22 - 30
69W-11631-01-97	4 - 6	5GH-13440-50	1 - 4	6BG-14985-00	9 - 3	62Y-24444-01	12 - 28	6BG-42384-00	21 - 2	6BG-42851-00	2 - 6
62Y-11633-00	4 - 8		3 - 26	6BG-15100-00	3 - 2	6C5-24453-00	9 - 8	67C-42508-04	24 - 1	67C-43107-02-8D	27 - 14
69W-11635-01	4 - 6	62Y-13475-00	31 - 13	6BG-15311-00-CA	31 - 1	62Y-24454-00	12 - 27	6BG-42510-00-4D	28 - 11	6K9-43111-10-4D	26 - 1
69W-11636-01	4 - 6		40 - 4	69W-15312-00	31 - 3	6D8-24469-00	12 - 14	6BG-42510-10-4D	28 - 11		27 - 1
6C5-11650-10	4 - 3	6BG-13542-00	10 - 16		40 - 2	6C5-24471-00	12 - 29	67C-42525-00	24 - 4	6BG-43112-10-4D	26 - 2
6C5-11654-00	4 - 4	6BG-13545-00	10 - 13	67C-15316-00	31 - 5	6D8-24519-00	12 - 15	67C-42527-03	24 - 2		27 - 2
6CJ-11656-00	4 - 5	6BG-13546-00	10 - 14	67C-15316-10	31 - 5	6BG-2451B-20	10 - 6	65W-42528-00	24 - 10	6K9-43131-01	26 - 9
6CJ-11656-10	4 - 5	6C5-13547-00	10 - 12	6BG-1531A-00	8 - 11	6D8-24560-01	12 - 10	67C-42561-00	24 - 7		27 - 9
6CJ-11656-20	4 - 5	6BG-13548-00	10 - 15	6BG-15362-00	31 - 16	6D8-24562-00	12 - 13	67C-42562-00	24 - 6	6K9-43139-10	28 - 2
6CJ-11656-30	4 - 5	6BG-13557-00	7 - 8	6G8-15363-00	5 - 25	6D8-24563-00	1 - 10	6BG-42610-01	2 - 1	66T-43144-00	20 - 20
69W-12111-00	6 - 1	6BG-13577-00	7 - 14	6BG-15378-00	8 - 12		12 - 11	6BG-42613-00	2 - 2	6E5-43145-01	35 - 8
51Y-12114-00	6 - 4	6C5-13577-00	10 - 20	6C5-21841-00	10 - 3	6D8-24564-00	1 - 11	6BG-42615-00	2 - 14	65W-43191-00	26 - 4

NUMERICAL INDEX  
ÍNDICE NUMÉRICO

PART NO. No. PEÇA	REF. NO.	PART NO. No. PEÇA	REF. NO.	PART NO. No. PEÇA	REF. NO.	PART NO. No. PEÇA	REF. NO.	PART NO. No. PEÇA	REF. NO.	PART NO. No. PEÇA	REF. NO.
65W-43191-00	27 - 4	6H1-43861-10	29 - 34	63D-44322-00	40 - 24	66T-45344-01	32 - 33	6H5-45952-00	33 - 25	701-48248-00	37 - 13
65W-43192-00	26 - 3	6H1-43862-00	29 - 32	63D-44323-00	32 - 26	63D-45361-02-4D	32 - 42	663-45952-02	33 - 25	703-48252-00	37 - 12
	27 - 3	6D8-43863-00	29 - 58		40 - 30	67C-45371-00	1 - 17	663-45956-01	33 - 25	6X4-48261-00	22 - 27
6BG-43311-00-4D	27 - 7	65W-43865-00	29 - 21	6BG-44341-00	32 - 30		33 - 14	6H5-45958-00	33 - 25	703-48261-01	37 - 2
6BG-43311-10-4D	26 - 7	6H1-43866-01	29 - 43	6H4-44352-02	32 - 21	63D-45375-00	32 - 8	663-45958-01	33 - 25	703-48264-00	37 - 6
682-43318-01	27 - 16	67C-43867-00	29 - 23		40 - 25	663-45376-00	32 - 7	697-45970-00	33 - 25	703-48265-00	37 - 9
67C-43631-00	27 - 15	65W-4386A-00	29 - 28	62Y-44361-00	33 - 1	6E5-45378-00	32 - 15	663-45970-60	33 - 25	703-48268-00	37 - 5
689-43633-00	24 - 8		29 - 38	67C-44361-00	33 - 1	67C-45501-00	32 - 35	663-45972-60	33 - 25	703-48271-00	37 - 61
6BG-43654-00	26 - 26	65W-4386K-01	29 - 11	663-44366-00	32 - 23	67C-45501-10	32 - 35	663-45974-02	33 - 25	703-48281-00	37 - 31
	27 - 32	65W-4386L-00	29 - 12		40 - 27	6H4-45536-00	32 - 4	663-45974-60	33 - 25	703-48282-00	37 - 32
63D-43691-00	27 - 18	6H1-43875-00	29 - 56	663-44367-00	33 - 2	66T-45551-00	32 - 36	663-45976-00	33 - 25	703-48284-00	37 - 53
67C-43800-11-8D	29 - 1	62X-43878-01	29 - 77	6BG-44385-00	28 - 8	66T-45560-01	32 - 38	663-45978-00	33 - 25	701-48287-00	37 - 42
65W-43801-01	29 - 19	65W-43879-01	29 - 14	6BG-44385-10	28 - 8	663-45567-01	32 - 40	663-45987-02	33 - 20	703-48291-10	37 - 39
67F-43802-00	29 - 42	65W-4387G-00	29 - 6	6BL-44391-00	20 - 33	663-45567-10	32 - 40	66T-45997-00	33 - 21	703-48293-10	37 - 41
CS2-43803-81	29 - 62	67C-43880-01	29 - 2	67C-44514-00-94	28 - 14	663-45567-20	32 - 40	64J-46132-10	30 - 15	701-48320-00	36 - 2
65W-43804-01	29 - 3	67C-43881-01	29 - 7	67C-44514-10-94	28 - 14	663-45567-30	32 - 40		40 - 7	67C-48321-11	22 - 35
65W-43805-01	29 - 5	65W-43882-01	29 - 15	66T-44526-30	28 - 16	663-45567-40	32 - 40	6C5-46241-00	11 - 6	69W-48344-00	25 - 22
65W-4380F-01	29 - 13	67C-43886-00	29 - 25	6C5-44551-00-4D	28 - 19	663-45567-50	32 - 40	6X4-47731-01	22 - 24		25 - 36
65W-4380K-00	29 - 17	65W-43887-01	29 - 4	67C-44551-01-4D	28 - 19	663-45567-60	32 - 40	703-48129-00	22 - 29	703-48345-01	37 - 19
67C-4380L-02	29 - 39	65W-43891-01	29 - 10	6C5-44552-00-4D	28 - 21	66T-45571-00	32 - 41		37 - 38	703-48358-00	37 - 20
67C-43810-01	29 - 18	65W-43892-01	29 - 9	67C-44555-11	28 - 23	63D-45577-00	32 - 45	703-48152-00	37 - 58	65W-48511-01	28 - 38
65W-43811-01	29 - 22	6X4-44100-01	22 - 21	67C-44555-21	28 - 23	63D-45577-10	32 - 45	703-48153-00	37 - 3	63D-48538-00	22 - 40
65W-43812-00	29 - 20	6X4-44102-00	22 - 23	69W-44575-00	28 - 20	63D-45577-20	32 - 45	6X4-48154-00	22 - 18		22 - 46
65W-43817-00	29 - 53	6X4-44114-00	23 - 16	6BG-45111-00-4D	30 - 23	63D-45577-30	32 - 45	703-48189-00	37 - 17	6BG-48538-00	20 - 36
65W-4381B-00	29 - 33	62Y-44117-01-94	25 - 2	6BG-45111-10-4D	30 - 23	63D-45577-40	32 - 45	703-48198-00	37 - 14	6X4-48538-00	22 - 36
69J-4381C-00	29 - 36	62Y-44118-00-94	25 - 11	67C-45123-00	30 - 20	63D-45577-50	32 - 45	703-48205-1B	36 - 1	6X4-48538-10	22 - 43
6H1-43829-00	29 - 76	6BG-44120-01	25 - 7		40 - 9	63D-45577-60	32 - 45		37 - 1	6BG-61350-00	35 - 1
65W-4382A-00	29 - 61	6C5-44120-02	25 - 7	62Y-45127-00	30 - 21	663-45587-01	32 - 5	703-48211-02	37 - 62	64J-77123-00	30 - 22
65W-43830-00	29 - 50	69W-44121-00	25 - 1		40 - 10	663-45587-10	32 - 5	703-48212-00	37 - 59	68V-81315-00	17 - 12
65W-43831-00	29 - 49	688-44122-00	25 - 19	67C-45151-00	30 - 26	663-45587-20	32 - 5	703-48213-00	37 - 60	6BG-81337-10	13 - 12
67C-43840-01	29 - 16	6C5-44122-00	25 - 8	63D-45155-00	30 - 28	663-45587-30	32 - 5	6X4-48215-00	22 - 4	6BG-81410-00	13 - 2
62X-43841-00	29 - 47	6X4-44132-00	22 - 25	6C5-45155-00	30 - 28	663-45587-40	32 - 5	703-48215-00	37 - 43	6BG-81450-00	13 - 1
65W-43843-00	29 - 70	62Y-44135-00	25 - 29	6BG-45181-00-CA	30 - 17	663-45587-50	32 - 5	703-48219-00	37 - 30	6BG-81528-00	14 - 15
67F-43843-00	29 - 66	6X4-44139-01	22 - 9	63D-45214-00	33 - 10	663-45587-60	32 - 5	703-48221-00	37 - 57	6BG-81800-00	19 - 1
6H1-43844-10	29 - 68	63D-44144-00	32 - 51	63D-45215-00	33 - 11	63D-45611-00	32 - 54	703-48222-00	37 - 27	6BG-81807-00	19 - 3
	29 - 72	62Y-44151-00	32 - 50	65W-45251-00	1 - 12	63D-45631-01	32 - 56	703-48223-00	37 - 28	6BG-81810-00	19 - 11
6H1-43845-00	29 - 57	6X4-44159-00-8D	22 - 49		26 - 28	67C-45633-00	32 - 61	703-48225-00	37 - 29	6BG-81815-00	15 - 6
6H1-43847-00	29 - 59	6X4-44173-00	22 - 50		27 - 34	663-45634-00	32 - 57	703-48226-00	37 - 26	6BG-81820-00	19 - 13
6H1-4384F-10	29 - 73	6X4-44177-00	22 - 12	663-45251-00	1 - 13	63D-45635-00	32 - 59	703-48227-00	37 - 24	6BG-81822-00-94	15 - 8
6H1-4384G-11	29 - 64	6X4-44188-00	22 - 15		27 - 19	663-45930-00	33 - 25	703-48232-00	37 - 63	6BG-81826-00	19 - 15
67C-43851-00	29 - 65	6G8-44191-00	22 - 52	67C-45251-00	1 - 18	663-45941-01	33 - 25	703-48234-00	37 - 18	6BG-8182J-00	19 - 14
65W-43853-00	29 - 75	66T-44311-00	32 - 19		33 - 17	69W-45943-00	33 - 25	703-48235-00	37 - 4	6BG-81830-00	19 - 2
6T4-43853-00	29 - 45	63D-44312-00	32 - 24	6BG-45300-00-4D	32 - 1	6H5-45943-00	33 - 25	703-48236-00	37 - 16	6BG-81832-00	19 - 7
65W-43854-00	29 - 60		40 - 28	6BG-45300-10-4D	32 - 1	69W-45945-00	33 - 25	703-48238-00	37 - 22	6BG-81836-00	19 - 4
6H1-43856-10	29 - 67	63D-44316-00	32 - 27	62Y-45301-00-4D	32 - 2	6H5-45945-00	33 - 25	703-48243-00	37 - 15	6BG-81839-00	19 - 10
	29 - 71		40 - 16	679-45318-00	30 - 29	69W-45947-00	33 - 25	703-48244-00	37 - 21	6AW-8183T-00	19 - 6
67C-43857-00	29 - 29		40 - 31	63D-45321-00	32 - 12	663-45949-01	33 - 25	703-48245-00	37 - 11	6P2-8183X-00	16 - 10
65W-4385A-01	29 - 27	63D-44322-00	32 - 20	688-45341-10	32 - 11	69W-45952-00	33 - 25	703-48246-00	37 - 23		16 - 14

NUMERICAL INDEX  
ÍNDICE NUMÉRICO

PART NO. No. PEÇA	REF. NO.	PART NO. No. PEÇA	REF. NO.	PART NO. No. PEÇA	REF. NO.	PART NO. No. PEÇA	REF. NO.	PART NO. No. PEÇA	REF. NO.	PART NO. No. PEÇA	REF. NO.
6BG-81840-00	19 - 12	682-82556-00	23 - 6	6BG-W0001-20	40 - 1	90119-08M84	33 - 9	90206-12052	20 - 16	90387-10M42	35 - 5
6BG-81846-00	19 - 16		37 - 49	6BG-W0078-00	1 - 19	90152-05007	22 - 10	90206-12M22	22 - 60	90387-12M02	22 - 61
6BG-81850-00	19 - 9	69J-82563-00	18 - 14		40 - 23	90152-05010	33 - 12	90209-10M26	24 - 11	90387-18M03	27 - 26
6BG-81857-00	19 - 8	703-82563-02	37 - 56	6BG-W009A-01-9S	5 - 1	90157-05M19	34 - 4	90249-12M38	26 - 21	90387-23002	30 - 30
6X4-81860-00	23 - 21	69W-82575-00	23 - 5	6BG-W009B-00-9S	3 - 1	90159-05059	28 - 3		27 - 27	90389-22M01	33 - 22
6BG-81891-00	19 - 5	688-82575-01	37 - 48	90101-06020	26 - 29	90159-05M12	15 - 3	90249-18M35	26 - 15	90430-06014	5 - 9
6BG-81919-00	13 - 21	703-82577-00	37 - 45		27 - 35	90167-05017	2 - 3		27 - 21		39 - 4
6BG-81925-00	16 - 1	676-82577-01	23 - 2	90101-06054	25 - 12	90170-09M03	35 - 4	90250-06023	32 - 60	90430-08020	1 - 16
6BG-81941-00	19 - 17	6BG-8257V-00	17 - 13	90101-09M01	35 - 6	90170-12138	32 - 37	90280-03M01	11 - 10		32 - 10
6BG-81942-00	17 - 18	689-8257Y-00	23 - 7	90101-12014	22 - 58	90170-20137	13 - 4	90280-03M03	32 - 25		40 - 12
6BG-81948-00	16 - 18	6P2-82582-00	18 - 6	90101-12M65	26 - 38	90171-16011	33 - 23		40 - 29	90430-12072	33 - 4
6AW-8194A-00	16 - 8	6P2-82582-10	18 - 7		27 - 40	90179-35001	11 - 9	90340-08002	32 - 9	90430-14115	3 - 25
60E-81950-00	16 - 6	6X4-82586-10	23 - 10	90105-08060	6 - 18	90185-06M05	2 - 9	90340-14M06	3 - 24		17 - 6
63P-81950-00	16 - 13	69J-82587-00	18 - 17	90105-08M61	32 - 43	90185-08018	28 - 17		30 - 32		39 - 14
68F-81953-00	16 - 11	61A-82588-01	18 - 11	90105-09009	5 - 12	90185-09M01	35 - 3		31 - 6	90430-14M09	1 - 15
6BG-81960-00	14 - 12	688-8258A-20	37 - 50	90109-06047	2 - 8	90185-10027	28 - 13	90340-18M09	3 - 22		30 - 33
6AH-81994-70	13 - 20	6BG-82590-03	18 - 1	90109-06M65	5 - 8	90185-10M14	24 - 13	90344-51003	3 - 7		31 - 7
6AH-81995-70	13 - 19	6BG-82590-13	18 - 1	90109-06M80	20 - 30	90185-12M12	22 - 65	90381-12M10	26 - 22		40 - 3
6BG-82105-01	16 - 28	703-82591-00	37 - 54	90109-06M86	18 - 16	90185-22M11	26 - 12		27 - 28		40 - 11
6BG-82115-00	15 - 7	703-82592-00	37 - 55		18 - 20		27 - 12	90381-12M11	26 - 23	90430-18130	3 - 23
6G5-82119-00	16 - 25	703-82594-00	37 - 25		18 - 22	90201-08M00	26 - 17		27 - 29		39 - 13
682-82119-01	16 - 5	60V-8259F-00	18 - 9		18 - 26		27 - 23	90386-08032	22 - 16	90445-07ME8	32 - 16
67C-82127-00	28 - 31	6X4-83383-00	23 - 11		20 - 12	90201-10038	29 - 31	90386-12003	22 - 63	90445-09035	21 - 7
6U0-82127-00	26 - 30	703-83383-11	37 - 52		20 - 21	90201-10049	28 - 39	90386-12M37	20 - 14	90445-09220	21 - 10
67C-82127-10	28 - 31	6X4-83386-00	23 - 12		20 - 35	90201-10144	11 - 5	90386-12MA2	20 - 15	90445-09224	21 - 11
67C-82127-20	27 - 36	6Y5-8350T-91	38 - 1		20 - 37	90201-106M5	24 - 18	90386-14MA1	26 - 6	90445-11M05	34 - 11
6H1-82148-00	26 - 20	6Y5-83553-00	38 - 6		21 - 16	90201-10M20	25 - 16		27 - 6	90445-11M06	34 - 9
1E6-82151-00	38 - 7	6E5-83558-00	28 - 7		21 - 18		35 - 2	90386-18M44	26 - 18	90445-13M02	12 - 7
67F-82151-00	18 - 2	6E5-83558-10	32 - 17	90109-06M88	24 - 3	90201-10M63	35 - 7		27 - 24	90445-14020	12 - 4
67F-82151-10	18 - 3	6Y5-8355X-T1	38 - 5	90109-06MA1	17 - 17	90201-12035	22 - 62	90386-18MA0	26 - 19	90447-19014	28 - 9
67F-8215B-10	18 - 4	6H4-83589-00	23 - 19	90109-08229	28 - 15	90201-12062	26 - 39	90386-18MA5	27 - 25	90462-08067	21 - 15
67F-8215B-20	18 - 5	6BG-83614-00	18 - 15	90109-12MA3	28 - 24		27 - 41	90386-22MA4	26 - 13	90462-20005	20 - 34
65W-82181-00	29 - 8	6X4-83653-20	23 - 14	90116-10063	28 - 12	90201-12426	26 - 40		27 - 13	90464-06001	14 - 10
6A0-82317-00	16 - 21	6Y5-83653-20	38 - 8	90119-06025	11 - 13		27 - 42	90386-26MA3	22 - 53		17 - 10
6AH-82370-00	14 - 11	67H-83672-01	28 - 5	90119-06037	8 - 13	90201-12M07	20 - 17	90386-30M60	28 - 37	90464-08M07	23 - 4
6BG-82388-00	17 - 7	6C5-84301-00	23 - 15	90119-06126	7 - 10	90201-12M16	28 - 26	90386-30M77	28 - 35	90464-09M21	21 - 19
6BG-82389-00	14 - 9	6X4-85415-00	23 - 20		25 - 31	90201-13M19	28 - 28	90386-30M78	28 - 34	90464-09M42	22 - 38
6BG-82398-00	14 - 8	68V-85548-00	16 - 26	90119-06M59	16 - 20	90201-16014	6 - 17	90386-90M90	25 - 15	90464-11008	18 - 8
64J-82504-00	17 - 11	6BG-85561-00-94	13 - 7	90119-06M61	8 - 1	90201-21M18	13 - 5	90387-04001	18 - 12	90464-11M24	8 - 9
6X4-82510-41	23 - 1	6BG-85570-00	14 - 4		20 - 3	90201-22429	32 - 55	90387-05053	24 - 12	90464-12006	10 - 24
703-82510-44	37 - 44	6AH-85580-00	13 - 9	90119-06MA3	5 - 13	90201-22M05	28 - 29	90387-05054	24 - 14	90464-12010	10 - 25
703-82531-00	37 - 47	6CJ-85790-00	17 - 5	90119-06MA5	3 - 17	90201-27M00	32 - 34	90387-06119	16 - 19	90464-12012	12 - 36
6K1-82532-00	37 - 46	6BG-8591A-13	14 - 1	90119-08069	7 - 9	90201-30M00	28 - 33	90387-06279	25 - 35	90464-12224	10 - 26
703-82532-00	23 - 3	6BG-86112-10	8 - 4	90119-08102	30 - 24	90202-07M07	25 - 20	90387-06285	13 - 14	90464-13249	14 - 18
6X4-82540-00	22 - 28	6C5-86120-00	8 - 2	90119-08132	30 - 25	90202-10M56	24 - 9	90387-06M43	20 - 32		17 - 3
703-82540-00	37 - 51	4VW-F111M-04	20 - 39	90119-08154	3 - 4	90202-12060	33 - 3	90387-06M45	25 - 30		17 - 4
6BG-82553-00	9 - 26	61J-F4201-00	34 - 1	90119-08M15	32 - 29	90202-21100	28 - 27	90387-06M69	9 - 24	90464-15007	8 - 8
6CJ-82554-00	18 - 10	6BG-W0001-00	39 - 1		40 - 32	90206-10M04	25 - 34		20 - 5		10 - 27

NUMERICAL INDEX  
ÍNDICE NUMÉRICO

PART NO. No. PEÇA	REF. NO.	PART NO. No. PEÇA	REF. NO.	PART NO. No. PEÇA	REF. NO.	PART NO. No. PEÇA	REF. NO.	PART NO. No. PEÇA	REF. NO.	PART NO. No. PEÇA	REF. NO.
90464-15008	8 - 14	91380-06020	29 - 40	92995-06600	26 - 35	93210-24M79	39 - 18	95380-05600	33 - 13	97095-06020	5 - 20
90464-15011	8 - 15	91490-16010	25 - 28		27 - 38	93210-29M94	28 - 36		37 - 7		5 - 23
90464-18205	18 - 19	91490-20010	22 - 11		30 - 14	93210-33MG4	32 - 14	95380-05700	25 - 25		15 - 13
90464-18246	14 - 19		22 - 20	92995-08600	15 - 11		40 - 14	95380-05800	2 - 5		16 - 16
	17 - 16	91490-20015	25 - 17		22 - 32	93210-42159	7 - 3	95380-06600	8 - 3		25 - 3
90464-20181	18 - 23	91490-30025	33 - 24		26 - 11		39 - 15		20 - 26	97095-06025	12 - 2
	18 - 25	91609-16012	29 - 24		27 - 11	93210-48001	32 - 32		22 - 19		14 - 2
90465-08M63	26 - 36	91690-30018	26 - 5		33 - 16		40 - 18		37 - 40		14 - 6
90465-10M77	26 - 33		27 - 5		33 - 19	93210-50768	29 - 41	95380-08600	12 - 18		14 - 13
90465-11M10	8 - 10	92903-06600	3 - 6	92995-10100	33 - 7	93210-59MG7	32 - 22	95380-12600	26 - 41		25 - 5
	10 - 22		30 - 9	92995-10600	26 - 27		40 - 15		27 - 43	97095-06030	12 - 33
	12 - 8		31 - 11		27 - 33		40 - 26	95380-12700	28 - 25		22 - 33
	21 - 3		31 - 15		33 - 8	93210-69MG6	32 - 47	95817-10035	11 - 4	97095-08020	26 - 10
	21 - 9	92903-08100	15 - 5	93101-22M00	32 - 49		40 - 20	95895-06016	7 - 2		27 - 10
	28 - 1	92903-08600	15 - 2		40 - 21	93210-74MG5	32 - 46		7 - 5	97095-08025	33 - 15
	28 - 4	92907-04600	5 - 18	93101-22M60	32 - 31		40 - 19	95895-06020	13 - 13	97095-08035	33 - 18
	32 - 18	92990-04100	38 - 3		40 - 17	93306-001U1	32 - 44	95895-06040	7 - 15	97095-08040	22 - 31
90465-13M11	26 - 14	92990-06100	20 - 28	93101-35002	4 - 11	93315-32224	32 - 3	95895-06045	25 - 33	97095-08045	15 - 10
	27 - 39		24 - 5		39 - 8	93317-22204	32 - 48	95895-08016	12 - 17	97095-10050	26 - 25
90465-13M18	28 - 10	92990-06600	20 - 29	93102-37M40	11 - 14	93332-00001	32 - 6	97013-06016	31 - 10		27 - 31
90465-13M24	16 - 22	92990-08200	6 - 19		39 - 2	93332-00003	32 - 39	97013-06020	30 - 8	97380-05025	37 - 8
	17 - 19	92990-08600	37 - 34	93102-43M42	4 - 10	93410-28M06	28 - 30	97013-06025	31 - 14	97380-08030	37 - 33
90465-13M36	23 - 22	92990-12200	22 - 59		39 - 7	93420-36M01	30 - 31	97013-06035	3 - 5	97575-06525	30 - 19
90465-13M39	16 - 23	92990-12600	22 - 64	93106-09014	32 - 13	93430-06024	37 - 10	97013-08045	15 - 1		31 - 8
90465-13M97	18 - 27	92995-05600	13 - 11		40 - 13	93450-17129	4 - 9	97075-06050	30 - 13	97575-08530	28 - 18
90465-14M66	16 - 24		24 - 16	93110-16004	30 - 10	93501-04M02	25 - 14	97075-10040	33 - 6		28 - 22
90467-09M17	12 - 9		30 - 7		40 - 5	93501-08001	29 - 74	97080-08016	26 - 16	97595-05514	25 - 9
90467-10M04	12 - 35	92995-06600	5 - 21	93210-04N50	29 - 54	93505-32038	29 - 26		27 - 22	97595-06610	16 - 4
90467-11M08	12 - 20		5 - 24	93210-04N51	29 - 55		29 - 51	97085-06010	26 - 37		16 - 9
	12 - 21		8 - 6	93210-064A5	29 - 37	93604-08062	32 - 28	97095-05012	30 - 6		16 - 15
90468-10005	22 - 41		12 - 3	93210-07003	32 - 52	93604-10M03	3 - 10	97095-05016	13 - 10	97780-60520	21 - 5
	22 - 47		12 - 34		40 - 22	93605-17002	11 - 3	97095-05020	24 - 15	97780-60620	16 - 7
90468-18008	25 - 18		14 - 3	93210-08287	34 - 14	93606-12019	3 - 3	97095-06010	27 - 17		16 - 12
	25 - 21		14 - 7		34 - 16		31 - 4	97095-06014	20 - 19		16 - 27
	25 - 37		14 - 14	93210-09165	29 - 48		33 - 5		22 - 39		23 - 17
90480-09M12	9 - 25		14 - 17	93210-10M74	29 - 46	93608-12M05	31 - 17		22 - 45	97780-60920	22 - 51
90480-12314	13 - 16		15 - 14		29 - 63	93700-06M03	22 - 3		23 - 13	97880-05025	3 - 19
	17 - 20		16 - 3	93210-11073	29 - 69		26 - 8		26 - 31		5 - 5
	17 - 22		16 - 17	93210-11368	29 - 35		27 - 8		26 - 34	97880-06025	20 - 27
90480-12M25	31 - 2		16 - 30	93210-12N52	29 - 44		27 - 8		27 - 37	97885-06008	28 - 32
90480-13M24	20 - 31		17 - 2	93210-13M63	3 - 21	94702-00418	1 - 6	97095-06016	8 - 5	97980-05216	30 - 27
90480-15M31	13 - 15		17 - 2		5 - 7		5 - 27		14 - 16	97980-06216	23 - 9
90480-25003	14 - 5		17 - 9		39 - 3	95023-06030	13 - 6		16 - 2	97985-04116	18 - 13
90501-12082	25 - 13		17 - 15		39 - 12		13 - 8		16 - 29	97985-06216	22 - 55
90501-18001	32 - 58		22 - 34	93210-16275	35 - 9	95333-08600	15 - 4		17 - 1		28 - 6
90501-23215	22 - 14		25 - 4	93210-24M79	5 - 26	95380-04600	38 - 4		17 - 1	98507-04010	5 - 17
90506-18M40	20 - 22		25 - 6		12 - 32	95380-05600	12 - 30		17 - 8	98580-04006	37 - 36
91318-04025	29 - 52		26 - 32		39 - 17		24 - 17		17 - 14	98580-04010	37 - 35

NUMERICAL INDEX  
ÍNDICE NUMÉRICO

PART NO. No. PEÇA	REF. NO.	PART NO. No. PEÇA	REF. NO.	PART NO. No. PEÇA	REF. NO.	PART NO. No. PEÇA	REF. NO.	PART NO. No. PEÇA	REF. NO.
98580-05010	37 - 37								
98680-06525	27 - 20								
99001-08600	32 - 53								
99080-10600	26 - 24								
	27 - 30								
99530-08012	5 - 11								
99590-10114	15 - 9								
9E450-04533	38 - 2								