



# PARTS CATALOGUE

**YFM7FGPX (3B49) U.S.A.**

**YFM7FGPX (3B4E) CANADA**

**YFM7FGPX (3B4F) EUROPE**

**YFM7FGPX (3B4G) OCEANIA**

**YFM70FWA (3B4F) JAPAN**



2009/5/20

1G3B4-100E1

2G3B4-100E1

NEWS NO.	DATE	COMMENT
PE0-MC-080028	May,23,2008	FIG.10:THROTTLE BODY ASSY 1 LIST/ILLUST CORRECTION
PE0-MC-080025	May,22,2008	FIG.23 SIDE COVER ILLUSTRATION CORRECTION
PE0-MC-080037	June,30,2008	FIG.35/36 REAR WHEEL LIST CORRECTION
PE0-MC-090023	Apr.,28,2009	FIG.16 TRANSMISSION LIST/ILLUST. REVISION

YFM7FGPX/YFM70FWA  
PARTS CATALOGUE  
©2007 by Yamaha Motor Co., Ltd.  
1st edition, April 2007  
All rights reserved.  
Any reprinting or unauthorized use  
without the written permission of  
Yamaha Motor Co., Ltd.  
is expressly prohibited.

**A3**

# FOREWORD

This Parts Catalogue is related to the parts for the model(s) on the cover page. When you are ordering replacement parts, please refer to this Parts Catalogue and quote both part numbers and part names correctly.

1. Modifications or additions which have been made after the issue of the Parts Catalogue will be announced in the Parts News.

It is advisable that you make the necessary corrections to the Parts Catalogue according to the Parts News.

2. Abbreviations

The following abbreviations are used in this Parts Catalogue.

“UR” Use specified parts number.

“UN” Use as many as needed.

“AP” Alternate Parts

“LM” Locally Made (Parts need to be ordered locally)

“F#” Frame No. (Applicable machine No.)

“O/S” Over Size

3. The number of components for assembly

- Parts, which are to be supplied in an assembly, are listed with a dot (.) in front of the part name as shown below.
- The numeral appearing to the right of each component part indicates the quantity of parts for each assembly unit.

PART NO.	DESCRIPTION	Q'TY	REMARKS
2F5-83310-60	FRONT FLASHER LIGHT ASSY	2	
115-83311-60	.BULB (6V-18W)	1	

4. Applicable colours of graphics are represented in the “REMARKS” as shown below.

PART NO.	DESCRIPTION	Q'TY	REMARKS
2N4-24110-00-X5	FUEL TANK COMP.	2	MXR
3J1-24240-10	.GRAPHIC, FUEL TANK	1	FOR MXR

5. Note that the illustrations for reference in finding parts numbers are not to be used for assembling. When assembling, please use the applicable service manual.

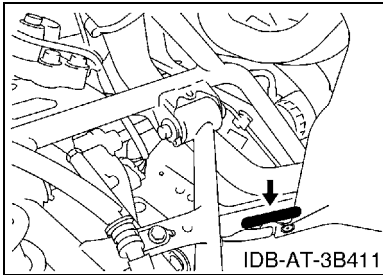
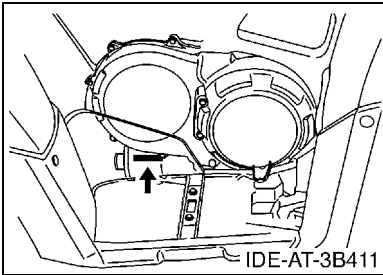
6. The asterisk (\*) before a reference number indicates modified items after the first edition.

# FOREWORD

7. Applicable Serial No.

Engine Serial No.

Frame Serial No.



8. Applicable Colour Code (The (\*) mark shows Model colour.)

Abbreviation	Colour Name	Colour Code
DPBSE(*)	DEEP PURPLISH BLUE SOLID E	0583
DPBSN(*)	DARK PURPLISH BLUE SOLID N	0891
PDG(*)	PASTEL DEEP GREEN	00K0
RTR(*)	ROMANTIQUE ROUGE	00TR

9. Quantity Column Information

Column No.	Name Of Q'ty Column	Destination
1	USA	U.S.A.
2	CAN	CANADA
3	EUR	EUROPE
4	OCE	OCEANIA
5	JPN	JAPAN



# CONTENTS

## ENGINE

CYLINDER HEAD .....	B2
CYLINDER .....	B3
CRANKSHAFT & PISTON .....	B4
VALVE .....	B6
CAMSHAFT & CHAIN .....	B7
WATER PUMP .....	B8
RADIATOR & HOSE .....	B9
OIL PUMP .....	B10
INTAKE .....	B11
THROTTLE BODY ASSY 1 .....	B12
EXHAUST .....	B13
CRANKCASE .....	B15
CRANKCASE COVER 1 .....	C2
STARTER CLUTCH .....	C4
CLUTCH .....	C5
TRANSMISSION .....	C7
MIDDLE DRIVE GEAR .....	C9
SHIFT CAM & FORK .....	C11
SHIFT SHAFT .....	C13

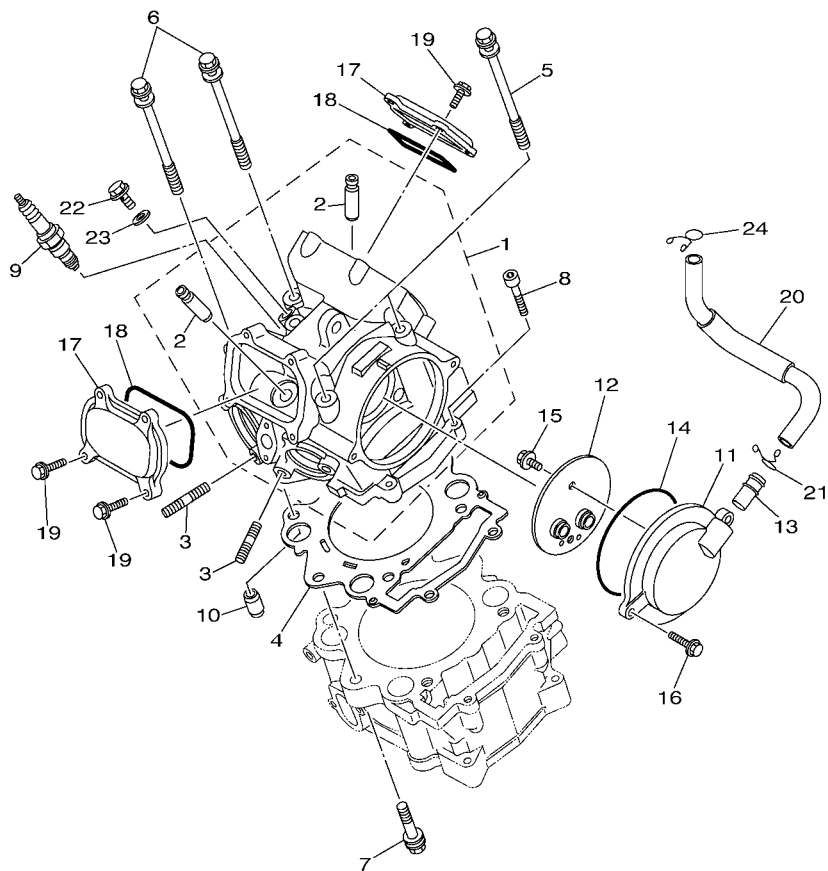
## CHASSIS

FRAME .....	C15
FRONT FENDER .....	D3
REAR FENDER .....	D7
SIDE COVER .....	D8
REAR ARM .....	D10
REAR SUSPENSION .....	D12
DRIVE SHAFT .....	D13
FRONT DIFFERENTIAL .....	E2
STEERING .....	E4
FRONT SUSPENSION & WHEEL .....	E6
FUEL TANK .....	E8
SEAT .....	E10
FRONT WHEEL .....	E11
FRONT WHEEL 2 .....	E13
FRONT BRAKE CALIPER .....	E15
REAR WHEEL .....	F3
REAR WHEEL 2 .....	F5
REAR BRAKE CALIPER .....	F7
STEERING HANDLE & CABLE .....	F9
FRONT MASTER CYLINDER .....	F11

REAR MASTER CYLINDER .....	F12
STAND & FOOTREST .....	F14
GUARD .....	F15
GENERATOR .....	G2
STARTING MOTOR .....	G3
METER .....	G4
HEADLIGHT .....	G5
TAILLIGHT .....	G6
TAILLIGHT 2 .....	G7
ELECTRICAL 1 .....	G8
ELECTRICAL 2 .....	G11
GRAPHICS .....	G12
EMBLEM & LABEL 1 .....	G13
EMBLEM & LABEL 2 .....	G14
EMBLEM & LABEL 3 .....	G15
EMBLEM & LABEL 4 .....	H2
EMBLEM & LABEL 5 .....	H3

## INDEX

NUMERICAL INDEX .....	M1
-----------------------	----



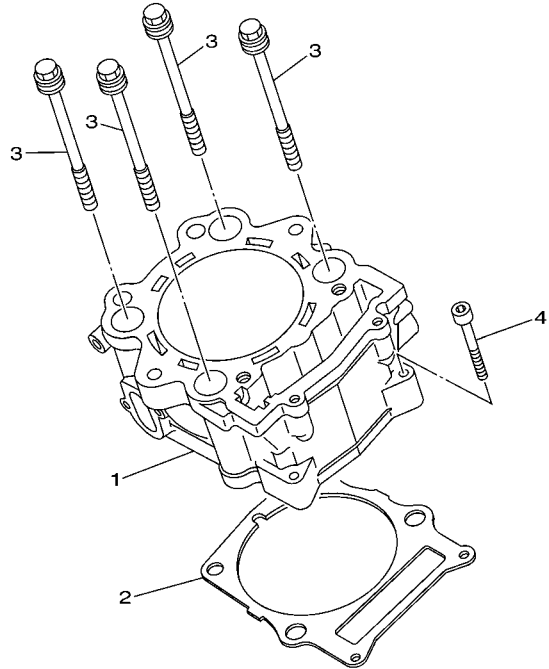
  
 3B49100-G010

**FIG. 1 CYLINDER HEAD**

REF. NO.	PART NO.	DESCRIPTION	USA	CAN	EUR	OCE	JPN	REMARKS
1	3B4-11101-00	CYLINDER HEAD ASSY	1	1	1	1	1	
2	4G0-11133-11	.GUIDE, VALVE 1	4	4	4	4	4	
3	95612-08625	BOLT, STUD	4	4	4	4	4	
4	3B4-11181-00	GASKET, CYLINDER HEAD 1	1	1	1	1	1	
5	90109-09003	BOLT	2	2	2	2	2	
6	90109-09002	BOLT	2	2	2	2	2	
7	90109-09005	BOLT	2	2	2	2	2	
8	91312-06030	BOLT	2	2	2	2	2	
9	94701-00420	PLUG, SPARK (NGK CPR7EA)	1	1	1	1	1	
	94703-00420	PLUG, SPARK (NGK CPR7EA-9)					1	
10	93612-16254	PIN, DOWEL	2	2	2	2	2	
11	3B4-11185-00	COVER, CYLINDER HEAD SIDE 1	1	1	1	1	1	
12	3B4-11165-00	PLATE, BREATHER	1	1	1	1	1	
13	371-11167-01	PIPE, BREATHER 2	1	1	1	1	1	
14	93210-96601	O-RING	1	1	1	1	1	
15	95022-06012	BOLT, FLANGE	2	2	2	2	2	
16	95022-06020	BOLT, FLANGE	2	2	2	2	2	
17	1S3-11186-00	COVER, CYLINDER HEAD SIDE 2	2	2	2	2	2	
18	93210-78544	O-RING	2	2	2	2	2	
19	95022-06020	BOLT, FLANGE	8	8	8	8	8	
20	3B4-11166-01	PIPE, BREATHER 1	1	1	1	1	1	
21	90467-140A4	CLIP	1	1	1	1	1	
22	90401-08004	BOLT, UNION	1	1	1	1	1	
23	90430-08119	GASKET	1	1	1	1	1	
24	90467-150A2	CLIP	1	1	1	1	1	

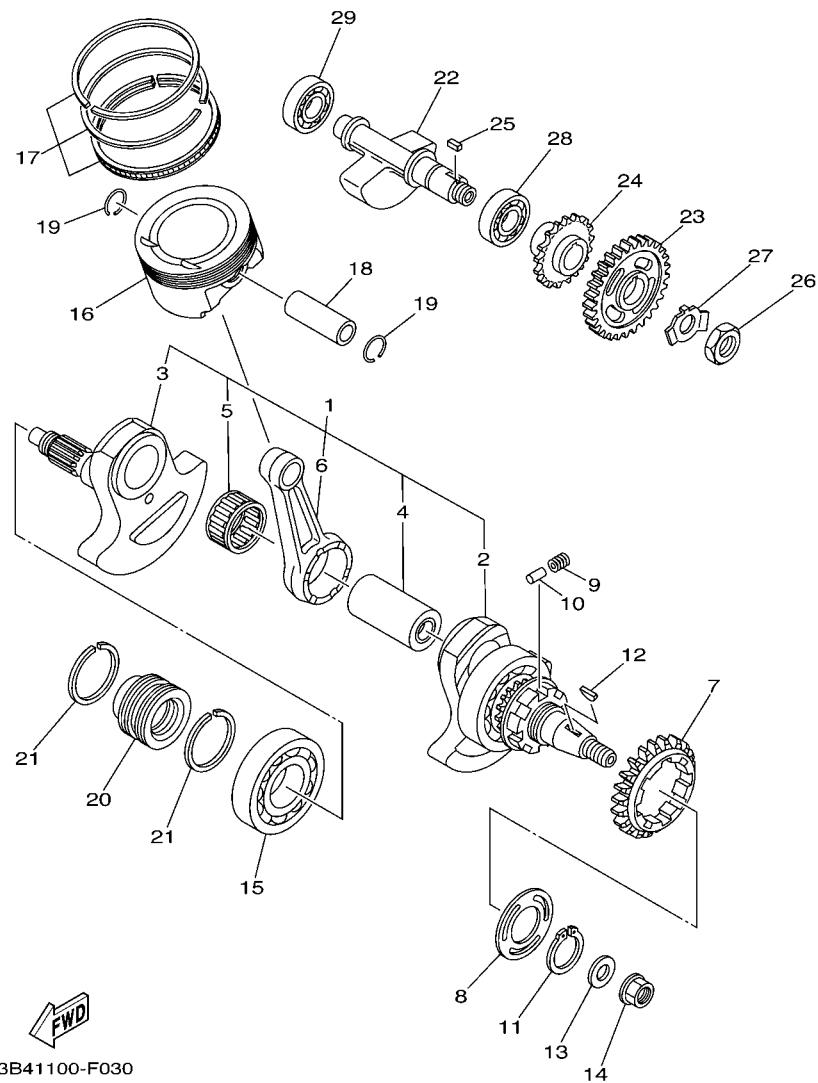
**FIG. 2 CYLINDER**

REF. NO.	PART NO.	DESCRIPTION	USA	CAN	EUR	OCE	JPN	REMARKS
1	3B4-11311-10	CYLINDER 1	1	1	1	1	1	
2	1S3-11351-00	GASKET, CYLINDER	1	1	1	1	1	
3	90119-10023	BOLT, WITH WASHER	4	4	4	4	4	
4	91312-06040	BOLT	2	2	2	2	2	
-----								
-----								
-----								
-----								
-----								
-----								
-----								
-----								
-----								
-----								
-----								



  
3B41100-F020

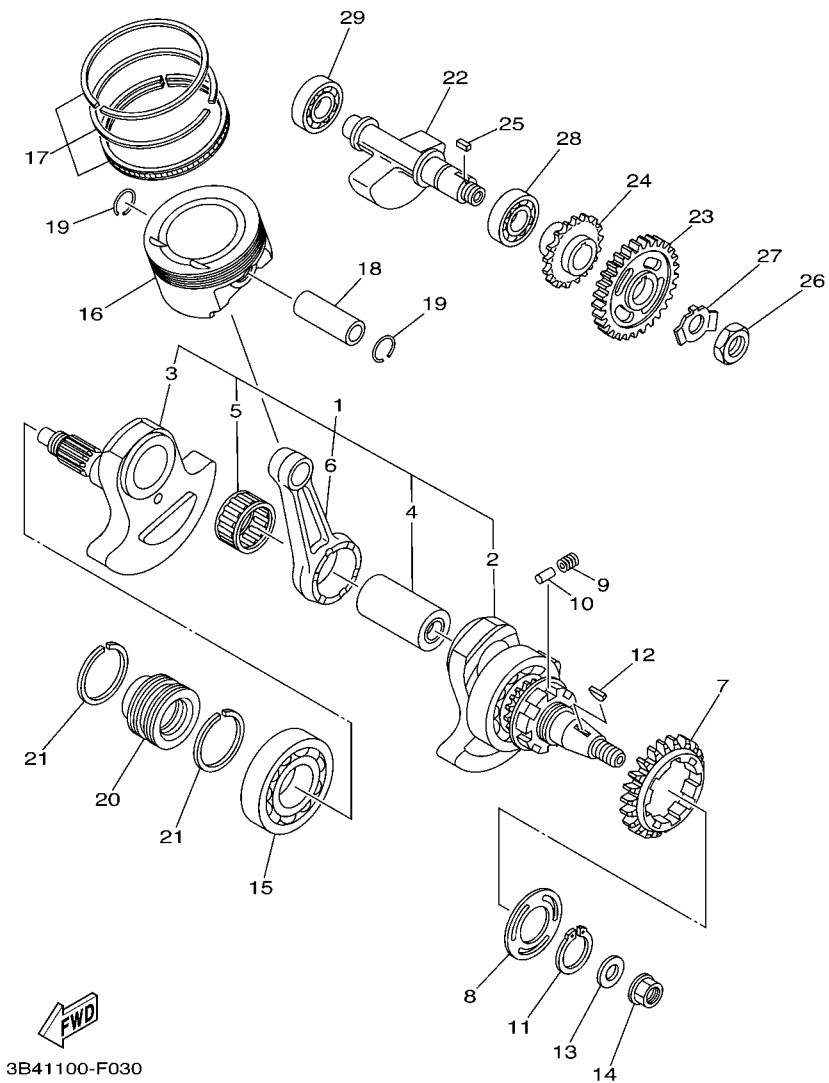




**FIG. 3 CRANKSHAFT & PISTON**

REF. NO.	PART NO.	DESCRIPTION	USA	CAN	EUR	OCE	JPN	REMARKS
1	3B4-11400-00	CRANKSHAFT ASSY	1	1	1	1	1	
2	3B4-11401-09	.CRANK SUB ASSY 1	1	1	1	1	1	
3	3B4-11402-09	.CRANK SUB ASSY 2	1	1	1	1	1	
4	1S3-11681-00	.PIN, CRANK 1	1	1	1	1	1	
5	93310-84017	.BEARING	1	1	1	1	1	
6	1S3-11651-00	.ROD, CONNECTING	1	1	1	1	1	
7	5KM-11536-10	GEAR, DRIVE (46T)	1	1	1	1	1	
8	5KM-11565-00	WASHER, BEARING COVER	1	1	1	1	1	
9	90501-220A1	SPRING, COMPRESSION	8	8	8	8	8	
10	93606-09002	PIN, DOWEL	4	4	4	4	4	
11	99009-35400	CIRCLIP	1	1	1	1	1	
12	90280-05001	KEY, WOODRUFF	1	1	1	1	1	
13	90201-165H4	WASHER, PLATE	1	1	1	1	1	
14	90179-16004	NUT	1	1	1	1	1	
15	93306-30810	BEARING	1	1	1	1	1	
16	1S3-11631-10	PISTON (STD)	1	1	1	1	1	
17	1S3-11603-10	PISTON RING SET (STD)	1	1	1	1	1	
18	5VK-11633-00	PIN, PISTON	1	1	1	1	1	
19	93450-24154	CIRCLIP	2	2	2	2	2	
20	3B4-16181-00	SPACER 1	1	1	1	1	1	
21	3B4-11447-00	SEAL, CRANK	2	2	2	2	2	
22	3B4-11454-00	WEIGHT 1	1	1	1	1	1	
23	3B4-11531-00	GEAR, BALANCE WEIGHT	1	1	1	1	1	
24	3B4-13354-00	SPROCKET, DRIVE	1	1	1	1	1	
25	90282-05007	KEY, STRAIGHT	1	1	1	1	1	
26	90170-18003	NUT	1	1	1	1	1	
27	90215-18001	WASHER, LOCK	1	1	1	1	1	

FIG. 3 CRANKSHAFT & PISTON



REF. NO.	PART NO.	DESCRIPTION	USA	CAN	EUR	OCE	JPN	REMARKS
28	93306-30534	BEARING	1	1	1	1	1	
29	93306-30438	BEARING	1	1	1	1	1	
-----								
-----								
-----								
-----								
-----								
-----								
-----								
-----								
-----								
-----								

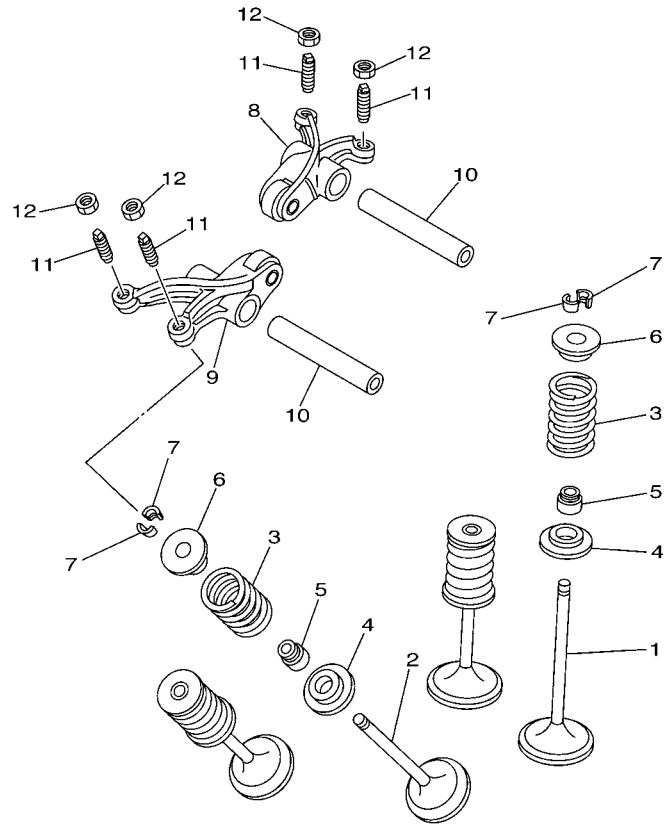
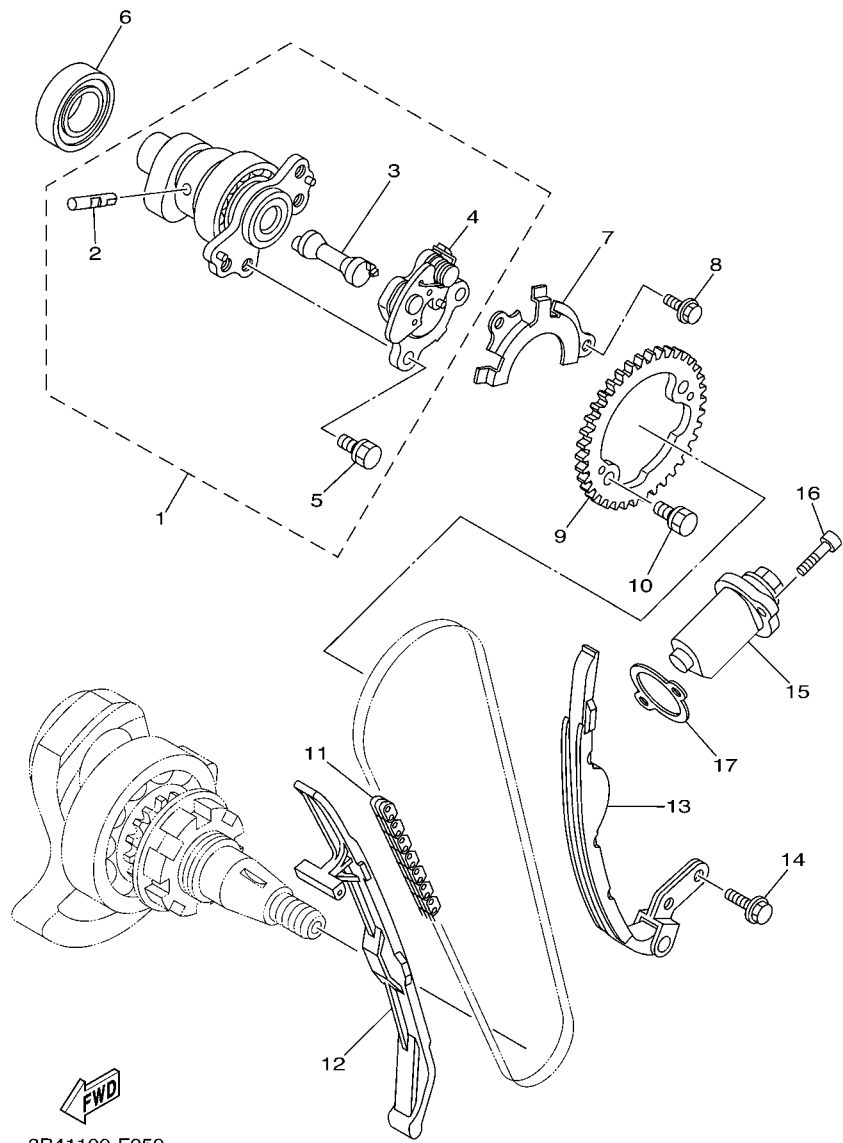


FIG. 4 VALVE

REF. NO.	PART NO.	DESCRIPTION	USA	CAN	EUR	OCE	JPN	REMARKS
1	5VK-12111-00	VALVE, INTAKE	2	2	2	2	2	
2	5VK-12121-00	VALVE, EXHAUST	2	2	2	2	2	
3	5VK-12113-00	SPRING, VALVE INNER	4	4	4	4	4	
4	3YF-12116-00	SEAT, VALVE SPRING	4	4	4	4	4	
5	5H0-12119-00	SEAL, VALVE STEM	4	4	4	4	4	
6	3YF-12117-01	RETAINER, VALVE SPRING	4	4	4	4	4	
7	4G0-12118-00	COTTER, VALVE	8	8	8	8	8	
8	5VK-12151-00	ARM, VALVE ROCKER	1	1	1	1	1	
9	5VK-12161-00	ARM, VALVE ROCKER 2	1	1	1	1	1	
10	5VK-12146-00	SHAFT, ROCKER	2	2	2	2	2	
11	5XT-12159-00	SCREW, VALVE ADJUSTING	4	4	4	4	4	
12	90170-06128	NUT	4	4	4	4	4	

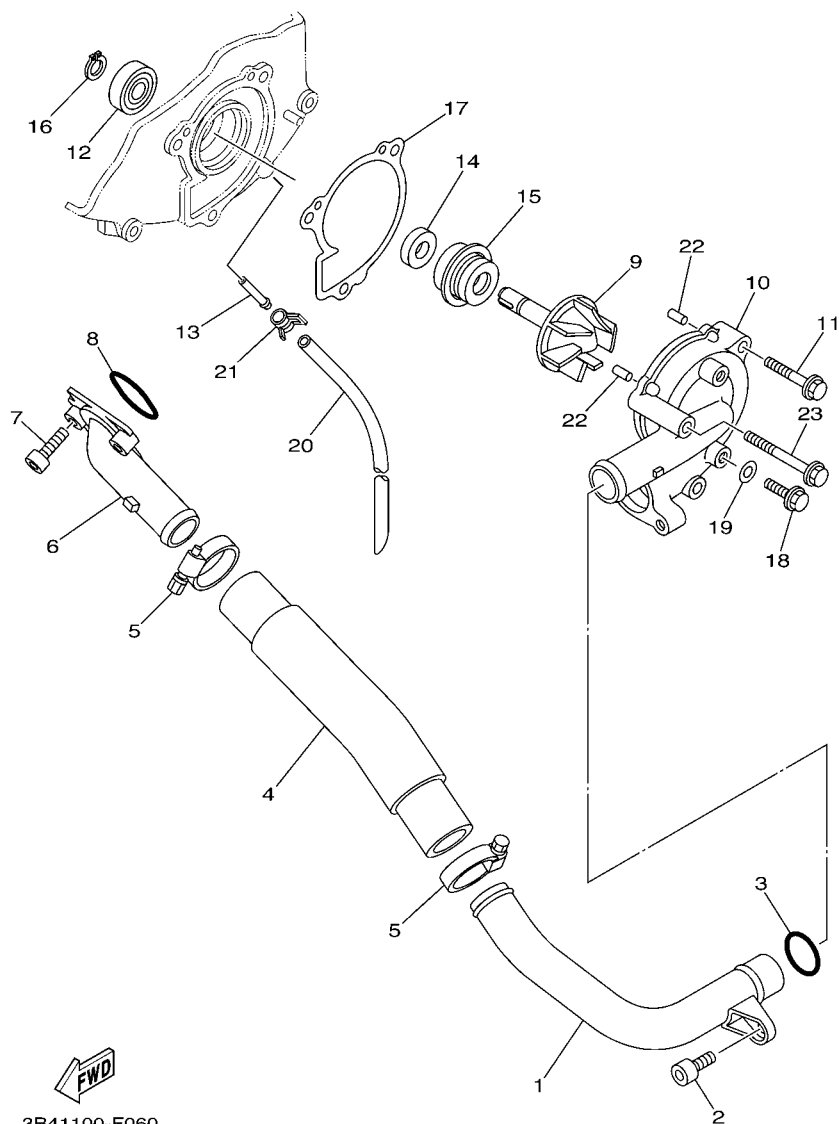
  
1S31100-E040



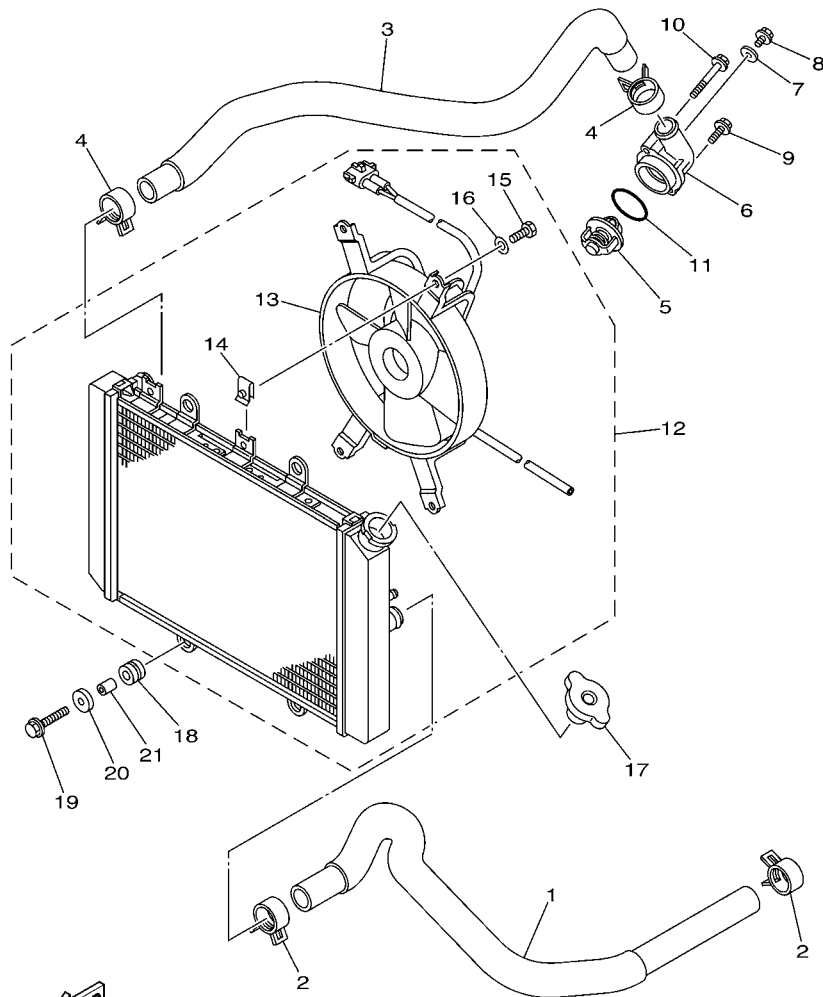
**FIG. 5 CAMSHAFT & CHAIN**

REF. NO.	PART NO.	DESCRIPTION	USA	CAN	EUR	OCE	JPN	REMARKS
1	3B4-12170-01	CAMSHAFT ASSY 1	1	1	1	1	1	
2	5VK-12284-00	.PIN, DECOMPRESSION LEVER	1	1	1	1	1	
3	1S3-12290-00	.LEVER, DECOMPRESSION SPRING	1	1	1	1	1	
4	1S3-12280-01	.DECOMPRESSION ASSY	1	1	1	1	1	
5	90105-07004	.BOLT, FLANGE	2	2	2	2	2	
6	93306-07209	BEARING	1	1	1	1	1	
7	5VK-1111F-00	PLATE	1	1	1	1	1	
8	90105-06078	BOLT, FLANGE	2	2	2	2	2	
9	1S3-12176-00	SPROCKET, CAM CHAIN	1	1	1	1	1	
10	90105-07004	BOLT, FLANGE	2	2	2	2	2	
11	94591-57126	CHAIN (98XRH2010-126M)	1	1	1	1	1	
12	3B4-12231-01	GUIDE, STOPPER 1	1	1	1	1	1	
13	3B4-12241-00	GUIDE, STOPPER 2	1	1	1	1	1	
14	90105-06082	BOLT, FLANGE	2	2	2	2	2	
15	3TB-12210-00	TENSIONER ASSY, CAM CHAIN	1	1	1	1	1	
16	91312-06025	BOLT	2	2	2	2	2	
17	4DW-12213-00	GASKET, TENSIONER CASE	1	1	1	1	1	

FIG. 6 WATER PUMP



REF. NO.	PART NO.	DESCRIPTION	USA	CAN	EUR	OCE	JPN	REMARKS
1	3B4-12481-00	PIPE 1	1	1	1	1	1	
2	91312-06012	BOLT	1	1	1	1	1	
3	93210-21190	O-RING	1	1	1	1	1	
4	3B4-12577-00	HOSE 2	1	1	1	1	1	
5	90450-32015	HOSE CLAMP ASSY	2	2	2	2	2	
6	5KM-12469-00	JOINT 1	1	1	1	1	1	
7	91312-06020	BOLT	2	2	2	2	2	
8	93210-33786	O-RING	1	1	1	1	1	
9	3B4-12450-00	IMPELLER SHAFT ASSY	1	1	1	1	1	
10	3B4-12422-00	COVER, HOUSING	1	1	1	1	1	
11	95022-06030	BOLT, FLANGE	1	1	1	1	1	
12	93306-00006	BEARING	1	1	1	1	1	
13	5D3-1243K-00	PIPE, DRAIN	1	1	1	1	1	
14	93101-10090	OIL SEAL	1	1	1	1	1	
15	11H-12438-10	SEAL, MECHANICAL	1	1	1	1	1	
16	99009-10400	CIRCLIP	1	1	1	1	1	
17	3B4-12428-00	GASKET, HOUSING COVER 2	1	1	1	1	1	
18	95022-06010	BOLT, FLANGE	2	2	2	2	2	
19	90430-06014	GASKET	2	2	2	2	2	
20	90445-07340	HOSE (L310)	1	1	1	1	1	
21	90467-07093	CLIP	1	1	1	1	1	
22	93604-10011	PIN, DOWEL	2	2	2	2	2	
23	95022-06050	BOLT, FLANGE	1	1	1	1	1	

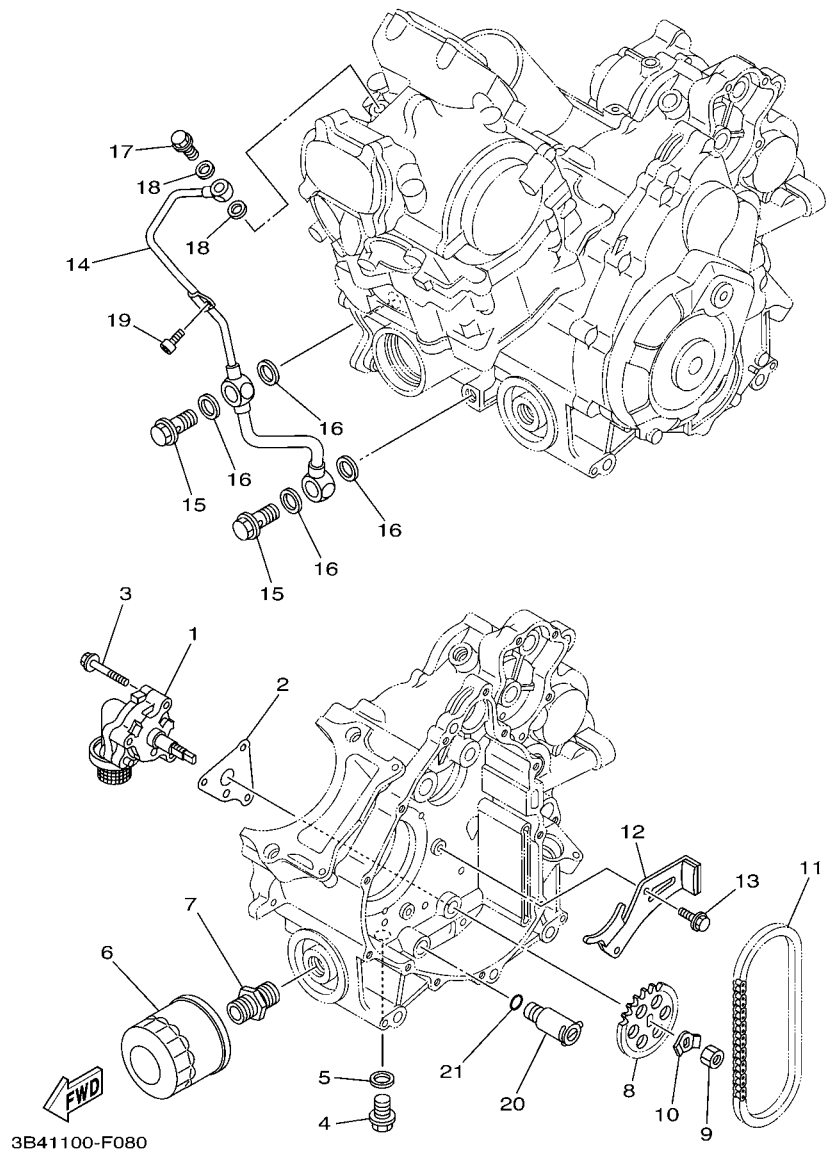


3B41100-F070

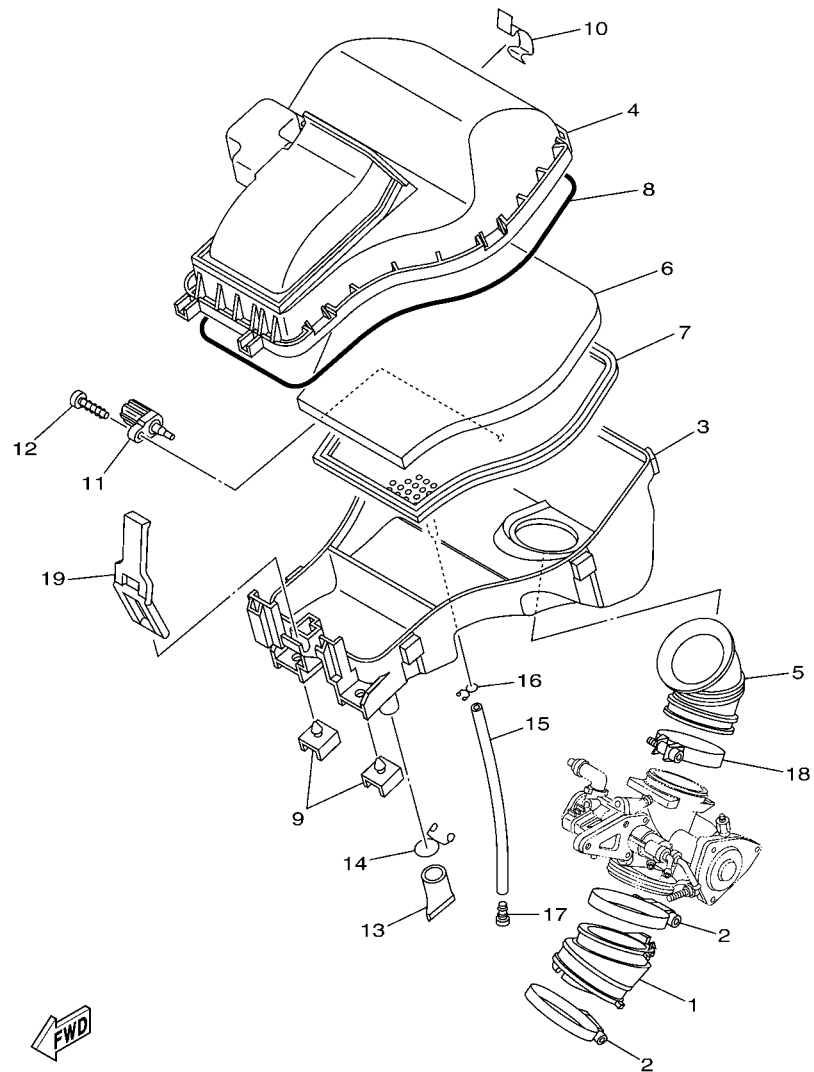
FIG. 7 RADIATOR & HOSE

REF. NO.	PART NO.	DESCRIPTION	USA	CAN	EUR	OCE	JPN	REMARKS
1	3B4-12576-00	HOSE 1	1	1	1	1	1	
2	90467-26189	CLIP	2	2	2	2	2	
3	3B4-12578-00	HOSE 3	1	1	1	1	1	
4	90467-26189	CLIP	2	2	2	2	2	
5	3B4-12411-00	THERMOSTAT	1	1	1	1	1	
6	1S3-12413-00	COVER, THERMOSTAT	1	1	1	1	1	
7	90430-06014	GASKET	1	1	1	1	1	
8	95022-06010	BOLT, FLANGE	1	1	1	1	1	
9	95022-06020	BOLT, FLANGE	1	1	1	1	1	
10	95022-06045	BOLT, FLANGE	1	1	1	1	1	
11	93210-41042	O-RING	1	1	1	1	1	
12	3B4-1240A-10	RADIATOR ASSY	1	1	1	1	1	
13	3B4-12405-00	.BLOWER ASSY	1	1	1	1	1	
14	1AA-12535-00	.PLATE	4	4	4	4	4	
15	97017-06010	.BOLT	4	4	4	4	4	
16	92907-06600	.WASHER, PLATE	4	4	4	4	4	
17	22W-12462-00	CAP, RADIATOR	1	1	1	1	1	
18	90480-15235	GROMMET	4	4	4	4	4	
19	95802-06020	BOLT, FLANGE	2	2	2	2	2	
20	90209-06012	WASHER	2	2	2	2	2	
21	90387-06113	COLLAR	2	2	2	2	2	

FIG. 8 OIL PUMP



REF. NO.	PART NO.	DESCRIPTION	USA	CAN	EUR	OCE	JPN	REMARKS
1	3B4-13300-00	OIL PUMP ASSY	1	1	1	1	1	
2	3B4-13329-00	GASKET, PUMP COVER	1	1	1	1	1	
3	95022-06040	BOLT, FLANGE	3	3	3	3	3	
4	90340-14132	PLUG, STRAIGHT SCREW	1	1	1	1	1	
5	214-11198-01	GASKET	1	1	1	1	1	
6	5GH-13440-20	ELEMENT ASSY, OIL CLEANER	1	1	1	1	1	
7	90401-20003	BOLT, UNION	1	1	1	1	1	
8	3B4-13355-00	SPROCKET, DRIVEN	1	1	1	1	1	
9	95312-10600	NUT	1	1	1	1	1	
10	90215-10008	WASHER, LOCK	1	1	1	1	1	
11	94580-31074	CHAIN (DID 25HT)	1	1	1	1	1	
12	3B4-12221-00	GUIDE, STOPPER 3	1	1	1	1	1	
13	90105-06082	BOLT, FLANGE	2	2	2	2	2	
14	3B4-13171-00	PIPE, DELIVERY 2	1	1	1	1	1	
15	90401-14118	BOLT, UNION	2	2	2	2	2	
16	90430-14043	GASKET	4	4	4	4	4	
17	90401-10024	BOLT, UNION	1	1	1	1	1	
18	90430-10188	GASKET	2	2	2	2	2	
19	91312-06012	BOLT	1	1	1	1	1	
20	25G-13490-00	RELIEF VALVE ASSY	1	1	1	1	1	
21	93210-10096	O-RING	1	1	1	1	1	

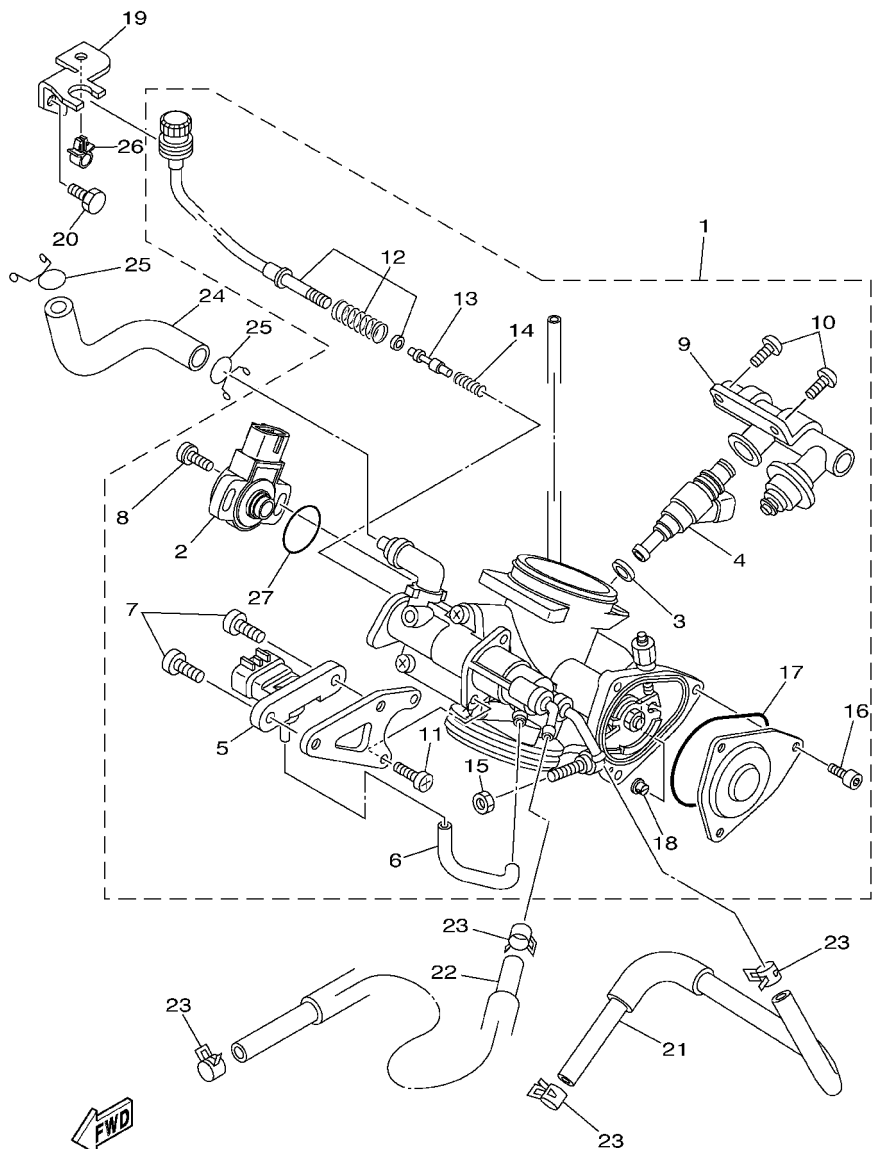


3B41100-F090

FIG. 9 INTAKE

REF. NO.	PART NO.	DESCRIPTION	USA	CAN	EUR	OCE	JPN	REMARKS
1	3B4-13586-00	JOINT, CARBURETOR 1	1	1	1	1	1	
2	90450-72004	HOSE CLAMP ASSY	2	2	2	2	2	
3	3B4-14411-10	CASE, AIR CLEANER 1	1	1	1	1	1	
4	3B4-14402-01	CAP ASSY, AIR CLEANER	1	1	1	1	1	
5	3B4-14453-00	JOINT, AIR CLEANER 1	1	1	1	1	1	
6	3B4-14451-00	ELEMENT, AIR CLEANER	1	1	1	1	1	
7	3B4-14472-00	PLATE, ELEMENT	1	1	1	1	1	
8	3B4-14457-00	SEAL	1	1	1	1	1	
9	3B4-14409-00	DAMPER	2	2	2	2	2	
10	3B4-14424-00	CLIP, CAP FITTING	6	6	6	6	6	
11	8FP-85886-00	SENSOR, AIR TEMPERATURE	1	1	1	1	1	
12	97702-50520	SCREW, TAPPING	1	1	1	1	1	
13	59V-14457-00	SEAL	1	1	1	1	1	
14	90467-220A1	CLIP	1	1	1	1	1	
15	91A20-07020	TUBE, FLEXIBLE VINYL (L200)	1	1	1	1	1	
16	90467-10041	CLIP	1	1	1	1	1	
17	90338-08174	PLUG	1	1	1	1	1	
18	90450-59006	HOSE CLAMP ASSY	1	1	1	1	1	
19	3B4-14455-00	BAND	1	1	1	1	1	

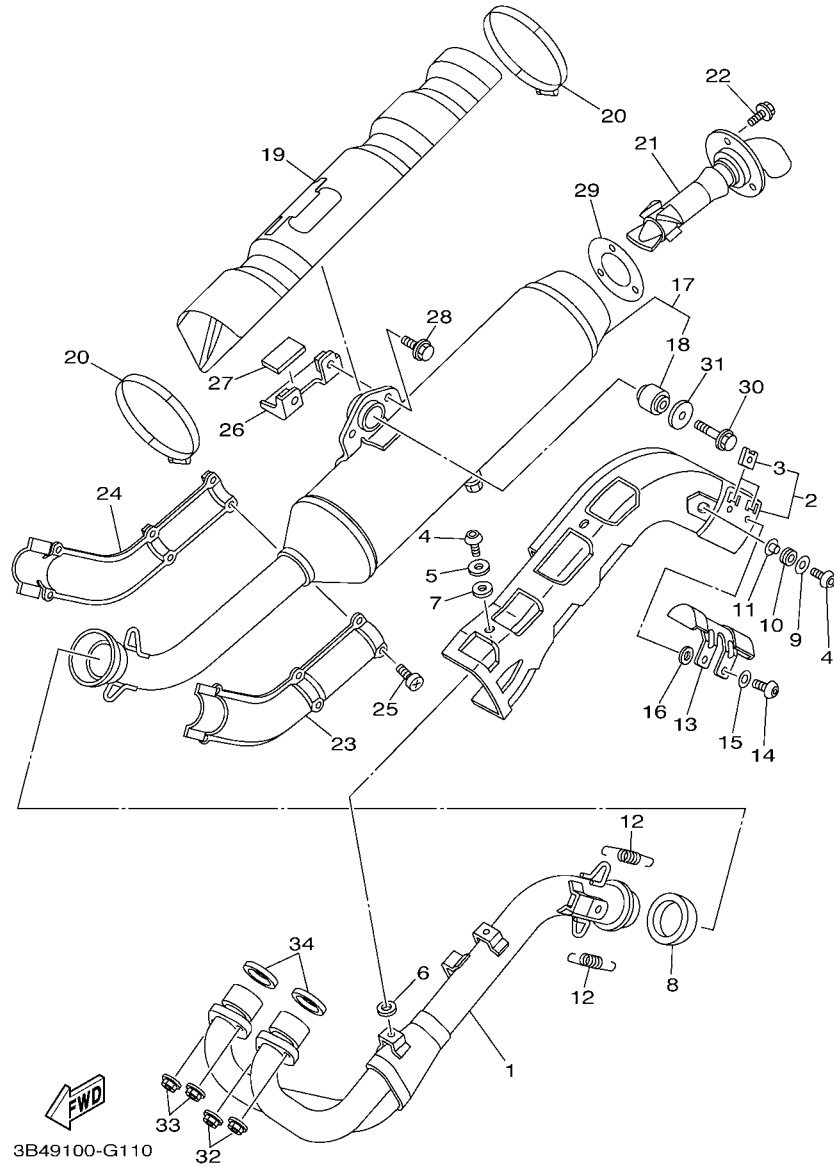




3B49100G1001

FIG. 10 THROTTLE BODY ASSY 1

REF. NO.	PART NO.	DESCRIPTION	USA	CAN	EUR	OCE	JPN	REMARKS
1	3B4-13750-10	THROTTLE BODY ASSY	1	1	1	1	1	
2	3B4-85885-00	.THROTTLE SENSOR SET	1	1	1	1	1	
3	8FP-13556-00	.GASKET, MANIFOLD	1	1	1	1	1	
4	3B4-13761-00	.INJECTOR	1	1	1	1	1	
5	1C7-82380-00	.SENSOR, PRESSURE	1	1	1	1	1	
6	5JW-14348-00	.PIPE 1	1	1	1	1	1	
7	98507-06010	.SCREW, PAN HEAD	2	2	2	2	2	
8	8CC-14216-10	.SCREW	2	2	2	2	2	
9	3B4-13160-00	.DELIVERY PIPE ASSY 1	1	1	1	1	1	
10	98507-06012	.SCREW, PAN HEAD	2	2	2	2	2	
11	98507-05012	.SCREW, PAN HEAD	2	2	2	2	2	
12	3B4-14503-00	.ADJUST SCREW SET	1	1	1	1	1	
13	1S3-13493-00	.PLUNGER	1	1	1	1	1	
14	4BH-14134-00	.SPRING, AIR ADJUSTING	1	1	1	1	1	
15	1S3-14161-00	.NUT, CABLE ADJUSTING	1	1	1	1	1	
16	91312-04006	.BOLT	3	3	3	3	3	
17	5LP-14147-00	.O-RING	1	1	1	1	1	
18	1UY-14155-00	.GUIDE, CABLE	1	1	1	1	1	
19	3B4-14413-10	STAY	1	1	1	1	1	
20	97002-06012	BOLT	1	1	1	1	1	
21	3B4-1243A-00	HOSE 1	1	1	1	1	1	
22	90445-12006	HOSE (L630)	1	1	1	1	1	
23	90467-110A2	CLIP	4	4	4	4	4	
24	3B4-13545-00	HOSE 1	1	1	1	1	1	
25	90467-140A4	CLIP	2	2	2	2	2	
26	90464-06007	CLAMP	1	1	1	1	1	
27	5YP-14562-00	.O-RING	1	1	1	1	1	



**FIG. 11 EXHAUST**

REF. NO.	PART NO.	DESCRIPTION	USA	CAN	EUR	OCE	JPN	REMARKS
1	3B4-14611-01	PIPE, EXHAUST 1	1	1	1	1	1	
2	3B4-14627-01	COVER, EXHAUST	1	1	1	1	1	
3	90183-060A2	.NUT, SPRING	2	2	2	2	2	
4	92012-06016	BOLT, BUTTON HEAD	4	4	4	4	4	
5	90201-06036	WASHER, PLATE	3	3	3	3	3	
6	90201-05022	WASHER, PLATE	3	3	3	3	3	
7	90201-05019	WASHER, PLATE	3	3	3	3	3	
8	3B4-14714-10	GASKET, MUFFLER	1	1	1	1	1	
9	90201-06081	WASHER, PLATE	1	1	1	1	1	
10	90480-17001	GROMMET	1	1	1	1	1	
11	90387-08083	COLLAR	1	1	1	1	1	
12	90506-30006	SPRING, TENSION	2	2	2	2	2	
13	3B4-14758-01	PROTECTOR, SILENCER	1	1	1	1	1	
14	92012-06012	BOLT, BUTTON HEAD	2	2	2	2	2	
15	92902-06200	WASHER	2	2	2	2	2	
16	90201-05015	WASHER, PLATE	2	2	2	2	2	
17	3B4-W1471-10	MUFFLER COMP. 1	1	1	1	1	1	
18	5KM-27414-01	.DAMPER	1	1	1	1	1	
19	3B4-14718-10	PROTECTOR, MUFFLER 1	1	1	1	1	1	
20	90450-99010	HOSE CLAMP ASSY	3	3	3	3	3	
21	3B4-14752-00	PIPE, OUTLET	1	1	1	1	1	
22	95022-06008	BOLT, FLANGE	3	3	3	3	3	
23	3B4-1471C-00	PROTECTOR ASSY 1	1	1	1	1	1	
24	3B4-1472C-00	PROTECTOR ASSY., 2	1	1	1	1	1	
25	98502-06016	SCREW, PAN HEAD	6	6	6	6	6	
26	3B4-1477U-00	STOPPER 1	1	1	1	1	1	
27	3B4-14733-00	MAT 1	1	1	1	1	1	



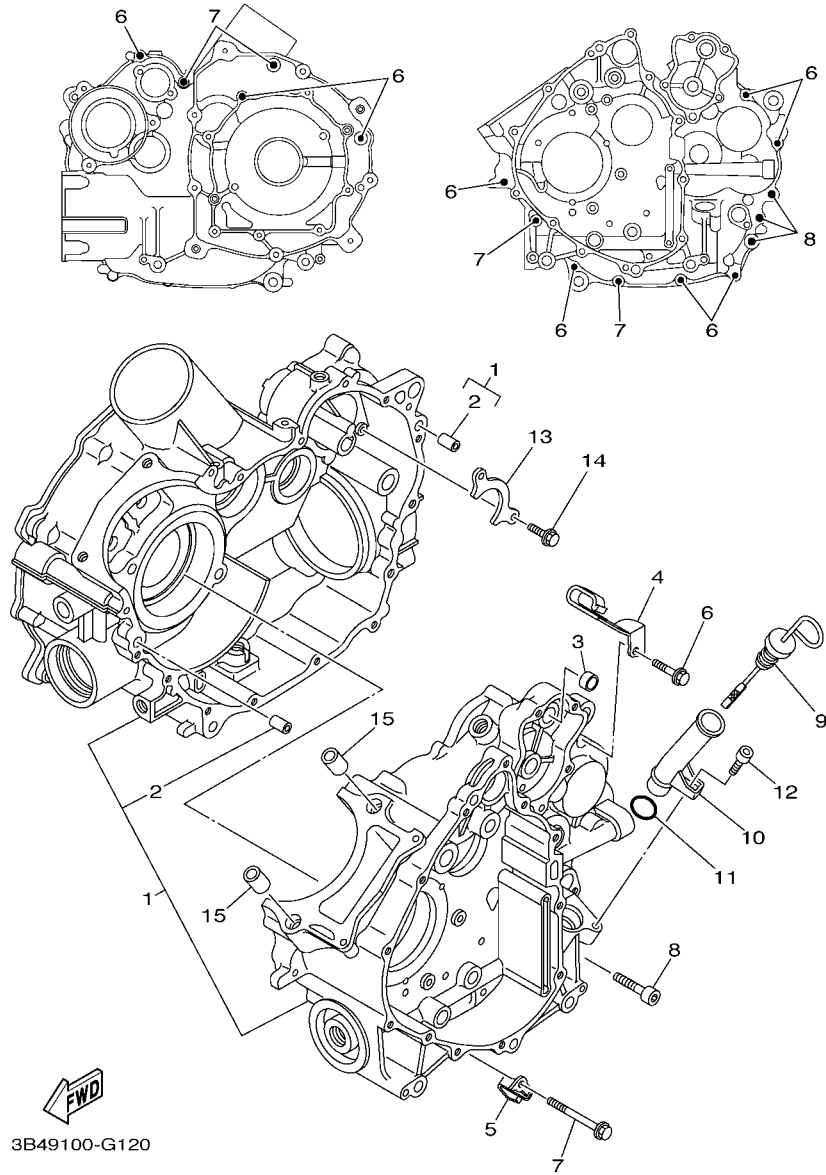
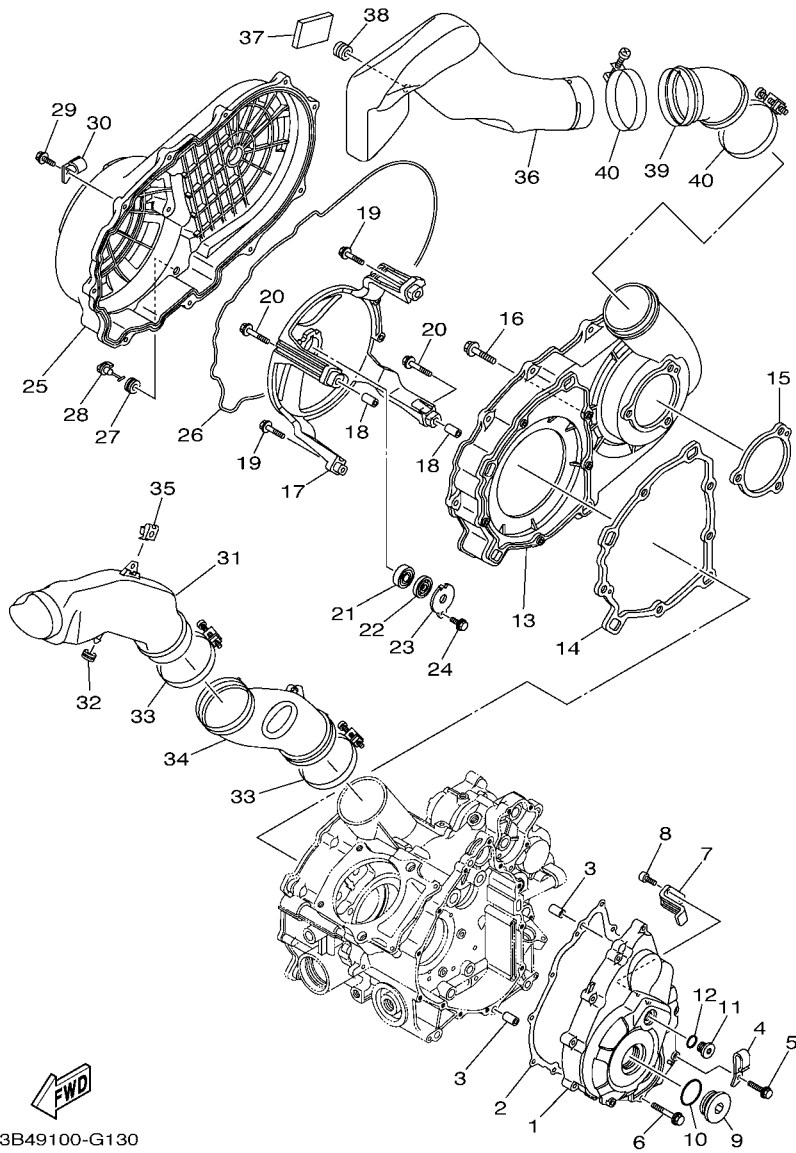


FIG. 12 CRANKCASE

REF. NO.	PART NO.	DESCRIPTION	USA	CAN	EUR	OCE	JPN	REMARKS
1	3B4-15100-23	CRANKCASE ASSY	1	1	1	1	1	
2	99530-10116	.PIN, DOWEL	2	2	2	2	2	
3	3B4-18581-00	SPACER, CAM SHAFT	1	1	1	1	1	
4	90462-16003	CLAMP	1	1	1	1	1	
5	90462-08049	CLAMP	1	1	1	1	1	
6	95022-06030	BOLT, FLANGE	9	9	9	9	9	
7	95022-06060	BOLT, FLANGE	4	4	4	4	4	
8	91312-08040	BOLT	3	3	3	3	3	
9	3B4-15362-00	PLUG, OIL LEVEL	1	1	1	1	1	
10	3B4-15112-01	PIPE, OIL	1	1	1	1	1	
11	93210-21631	O-RING	1	1	1	1	1	
12	91312-06012	BOLT	1	1	1	1	1	
13	3B4-15388-00	PLATE, BEARING COVER	1	1	1	1	1	
14	90105-06082	BOLT, FLANGE	2	2	2	2	2	
15	99530-14016	PIN, DOWEL	2	2	2	2	2	



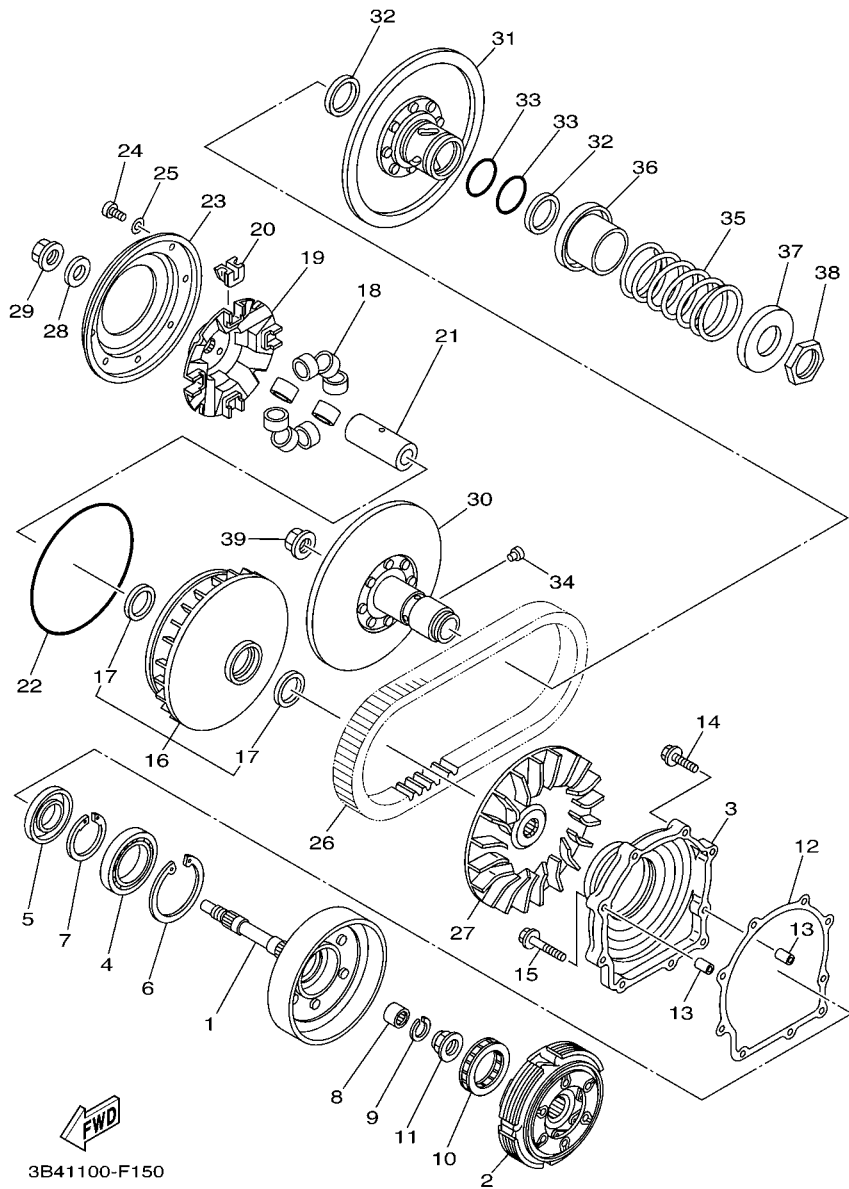
3B49100-G130

FIG. 13 CRANKCASE COVER 1

REF. NO.	PART NO.	DESCRIPTION	USA	CAN	EUR	OCE	JPN	REMARKS
1	3B4-15411-00	COVER, CRANKCASE 1	1	1	1	1	1	
2	3B4-15451-00	GASKET, CRANKCASE COVER 1	1	1	1	1	1	
3	99530-10116	PIN, DOWEL	2	2	2	2	2	
4	90461-08004	CLAMP	1	1	1	1	1	
5	95022-06030	BOLT, FLANGE	11	11	11	11	11	
6	95022-06050	BOLT, FLANGE	1	1	1	1	1	
7	3B4-15113-00	PLATE	1	1	1	1	1	
8	90110-05031	BOLT, HEXAGON SOCKET HEAD	2	2	2	2	2	
9	90340-36002	PLUG, STRAIGHT SCREW	1	1	1	1	1	
10	93210-357A3	O-RING	1	1	1	1	1	
11	90340-14011	PLUG, STRAIGHT SCREW	1	1	1	1	1	
12	93210-14369	O-RING	1	1	1	1	1	
13	3B4-15421-00	COVER, CRANKCASE 2	1	1	1	1	1	
14	3B4-15453-00	GASKET	1	1	1	1	1	
15	3B4-15315-00	SEAL, CRANKCASE	1	1	1	1	1	
16	95822-06030	BOLT, FLANGE	8	8	8	8	8	
17	3B4-15442-00	HOUSING, BEARING	1	1	1	1	1	
18	99530-10116	PIN, DOWEL	2	2	2	2	2	
19	95822-06030	BOLT, FLANGE	2	2	2	2	2	
20	95822-06040	BOLT, FLANGE	2	2	2	2	2	
21	93306-20120	BEARING	1	1	1	1	1	
22	93101-12168	OIL SEAL	1	1	1	1	1	
23	4WV-15381-00	PLATE, BEARING COVER	1	1	1	1	1	
24	95022-06016	BOLT, FLANGE	1	1	1	1	1	
25	3B4-15431-00	COVER, CRANKCASE 3	1	1	1	1	1	
26	3B4-15379-00	SEAL, CRANKCASE	1	1	1	1	1	
27	90480-13018	GROMMET	1	1	1	1	1	







**FIG. 15 CLUTCH**

REF. NO.	PART NO.	DESCRIPTION	USA	CAN	EUR	OCE	JPN	REMARKS
1	3B4-16611-00	CLUTCH HOUSING COMP.	1	1	1	1	1	
2	3B4-16620-00	CLUTCH CARRIER ASSY	1	1	1	1	1	
3	3B4-15163-00	HOUSING, BEARING 1	1	1	1	1	1	
4	93316-01003	BEARING	1	1	1	1	1	
5	93102-35004	OIL SEAL	1	1	1	1	1	
6	99009-80500	CIRCLIP	1	1	1	1	1	
7	93410-46079	CIRCLIP	1	1	1	1	1	
8	93315-21813	BEARING	1	1	1	1	1	
9	93450-24062	CIRCLIP	1	1	1	1	1	
10	4SH-16664-00	BEARING, ONE WAY	1	1	1	1	1	
11	90179-22021	NUT	1	1	1	1	1	
12	3B4-15463-00	GASKET, COVER PINION 2	1	1	1	1	1	
13	99530-10116	PIN, DOWEL	2	2	2	2	2	
14	95022-06030	BOLT, FLANGE	7	7	7	7	7	
15	95022-06040	BOLT, FLANGE	2	2	2	2	2	
16	3B4-17606-00	PRIMARY SLIDING SHEAVE COMP.	1	1	1	1	1	
17	93101-35001	.OIL SEAL	2	2	2	2	2	
18	3B4-17632-00	WEIGHT	8	8	8	8	8	
19	3B4-17623-00	CAM	1	1	1	1	1	
20	3B4-17653-00	SLIDER	4	4	4	4	4	
21	3B4-17645-00	COLLAR	1	1	1	1	1	
22	93211-594A4	O-RING	1	1	1	1	1	
23	4WV-17639-10	STOPPER	1	1	1	1	1	
24	90157-04006	SCREW, PAN HEAD	8	8	8	8	8	
25	90201-047R9	WASHER, PLATE	8	8	8	8	8	
26	3B4-17641-00	V-BELT	1	1	1	1	1	
27	3B4-17611-00	SHEAVE, PRIMARY FIXED	1	1	1	1	1	



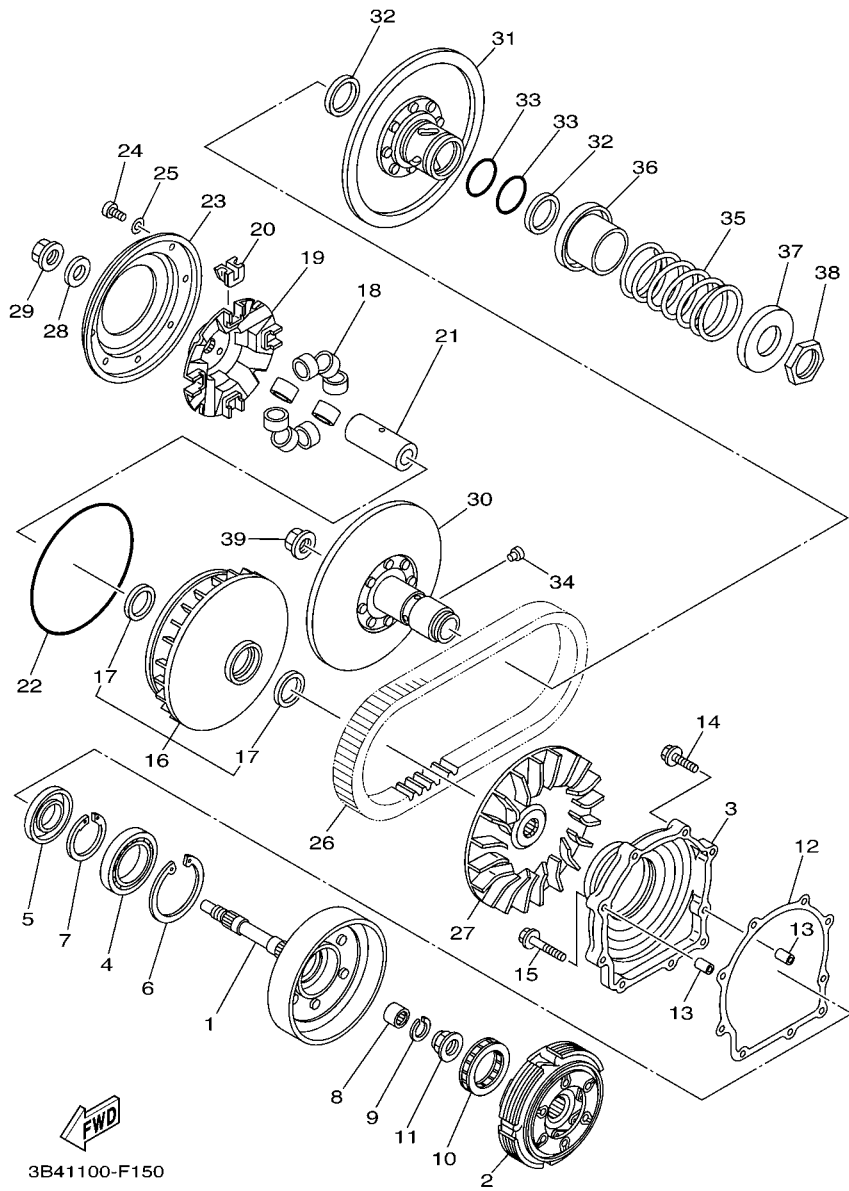
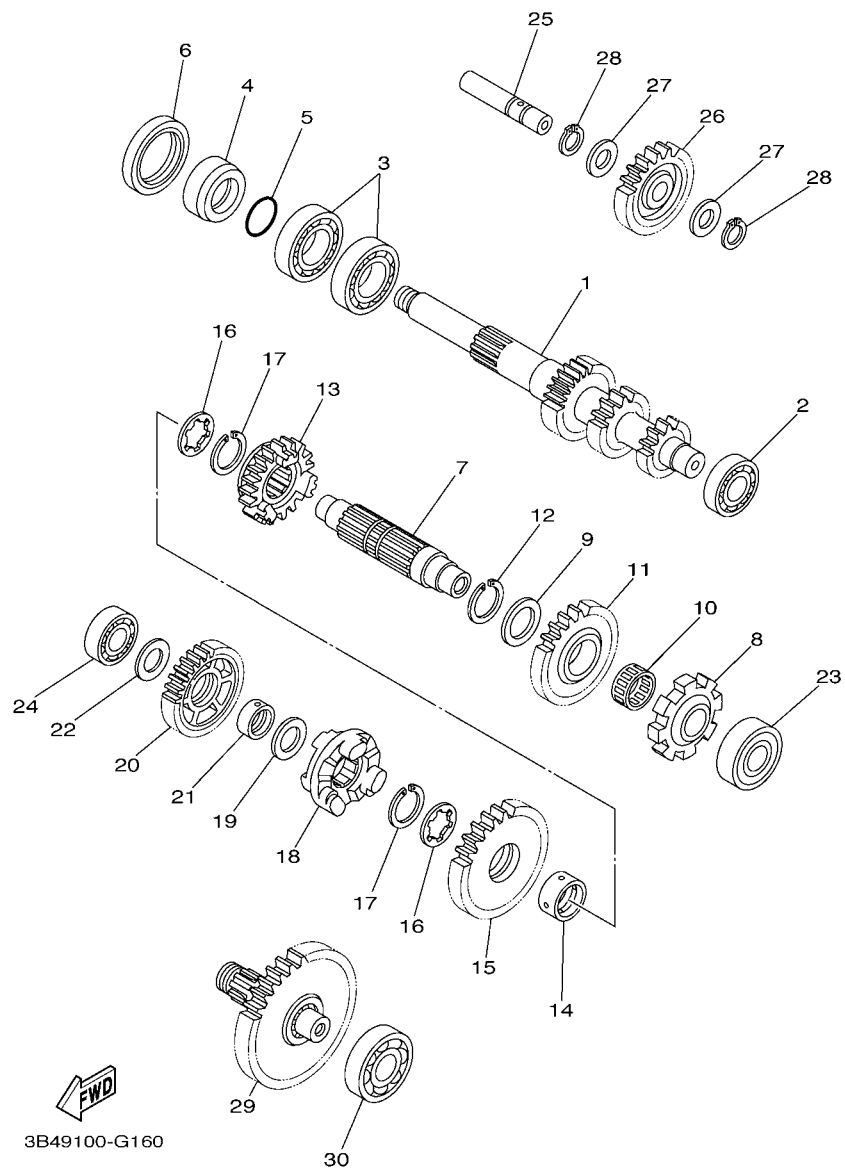


FIG. 15 CLUTCH

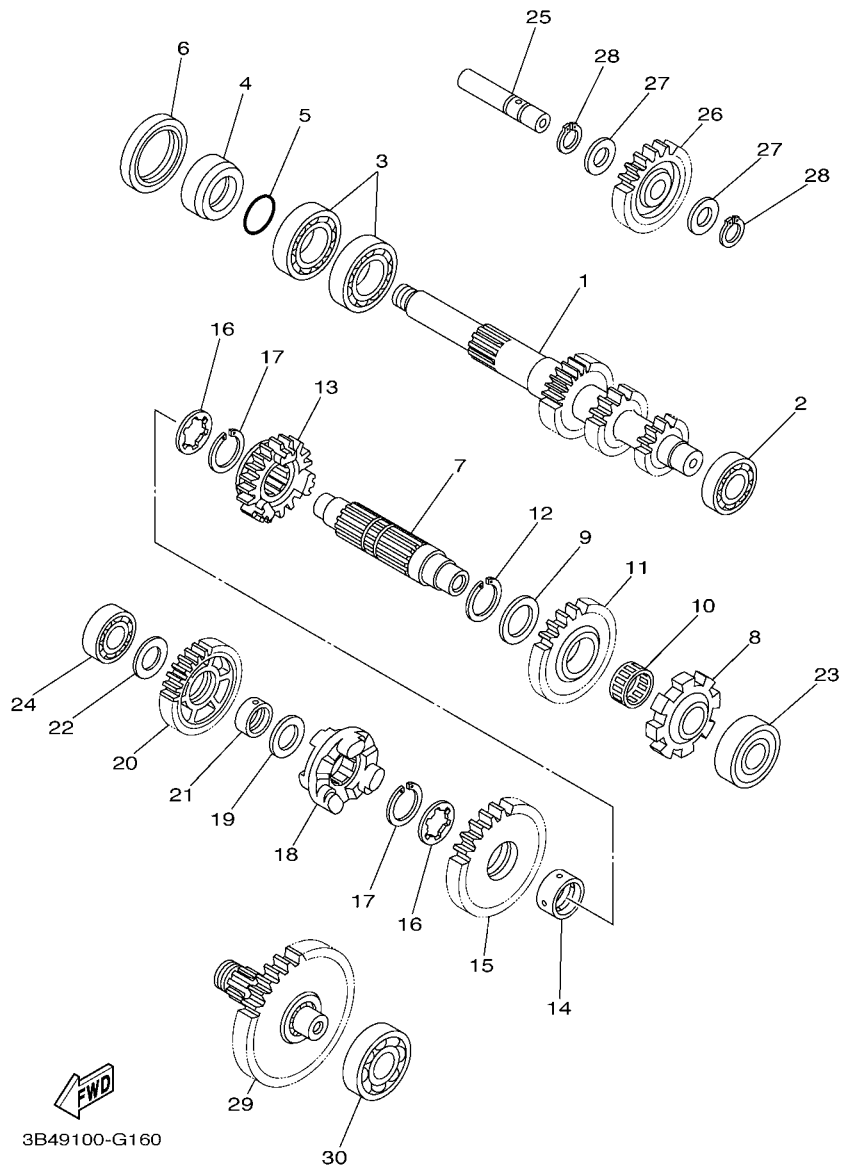
REF. NO.	PART NO.	DESCRIPTION	USA	CAN	EUR	OCE	JPN	REMARKS
28	90201-190T7	WASHER, PLATE	1	1	1	1	1	
29	90179-16005	NUT	1	1	1	1	1	
30	3B4-17660-00	SECONDARY FIXED SHEAVE COMP.	1	1	1	1	1	
31	3B4-17670-00	SECONDARY SLIDING SHEAVE	1	1	1	1	1	
32	93104-41119	OIL SEAL	2	2	2	2	2	
33	93210-44545	O-RING	2	2	2	2	2	
34	4CW-17664-00	PIN, GUIDE	4	4	4	4	4	
35	90501-650A0	SPRING, COMPRESSION	1	1	1	1	1	
36	4WV-17684-00	SEAT, SECONDARY SPRING	1	1	1	1	1	
37	4WV-17644-00	SEAT, SPRING	1	1	1	1	1	
38	90170-36279	NUT	1	1	1	1	1	
39	90179-16005	NUT	1	1	1	1	1	

FIG. 16 TRANSMISSION



REF. NO.	PART NO.	DESCRIPTION	USA	CAN	EUR	OCE	JPN	REMARKS
1	3B4-17681-10	SHAFT, SECONDARY	1	1	1	1	1	
2	93306-00426	BEARING	1	1	1	1	1	
3	93306-07801	BEARING	2	2	2	2	2	
4	90387-26001	COLLAR	1	1	1	1	1	
5	93210-26001	O-RING	1	1	1	1	1	
6	93102-42004	OIL SEAL	1	1	1	1	1	
7	3B4-17421-00	AXLE, DRIVE	1	1	1	1	1	
8	3B4-17473-00	STOPPER	1	1	1	1	1	
9	90201-25290	WASHER, PLATE	1	1	1	1	1	
10	93310-32590	BEARING	1	1	1	1	1	
11	3B4-17253-00	GEAR, REVERSE WHEEL 2 (28T)	1	1	1	1	1	
12	93440-25084	CIRCLIP	1	1	1	1	1	
13	3B4-17582-00	GEAR, MIDDLE DRIVE (21T)	1	1	1	1	1	
14	90387-250R3	COLLAR	1	1	1	1	1	
15	3B4-17233-00	GEAR, LOW WHEEL (31T)	1	1	1	1	1	
16	90214-22007	WASHER, CLAW	2	2	2	2	2	
17	93440-25084	CIRCLIP	2	2	2	2	2	
18	3B4-17285-00	CLUTCH, DOG	1	1	1	1	1	
19	90201-20028	WASHER, PLATE	1	1	1	1	1	
20	3B4-17223-10	GEAR, HIGH WHEEL (29T)	1	1	1	1	1	
21	90387-20021	COLLAR	1	1	1	1	1	
22	90201-170U8	WASHER, PLATE	1	1	1	1	1	
23	93306-20464	BEARING	1	1	1	1	1	
24	93306-20309	BEARING	1	1	1	1	1	
25	3B4-17432-00	AXLE, IDLE	1	1	1	1	1	
26	3B4-17243-00	GEAR, REVERSE WHEEL 1 (23T)	1	1	1	1	1	Go to P/N : PE0-MC-090023
27	90201-150U6	WASHER, PLATE	2	2	2	2	2	

FIG. 16 TRANSMISSION



REF. NO.	PART NO.	DESCRIPTION	USA	CAN	EUR	OCE	JPN	REMARKS
28	93440-15012	CIRCLIP	2	2	2	2	2	
29	3B4-17520-00	DRIVE PINION ASSY (41T)	1	1	1	1	1	Go to P/N : PE0-MC-090023
30	93306-30438	BEARING	1	1	1	1	1	
-----								
-----								
-----								
-----								
-----								
-----								
-----								
-----								

# PARTS NEWS

Date: Apr./28/2009

Signature: M.Saito

News No. PE0-MC-090023 1/2

 Cause  Revision Notice  Correction  Sales Unit Change  Others

Model	See the "List of Models and CATALOGUE No's below."
Subject	PARTS CATALOGUE CORRECTIONS
CATALOGUE NO.	See the "List of Models and CATALOGUE No's below."
Time of YPEC Revision	Text, Illustration --> May./20/2009 PDF Replace --> May./20/2009 (YPEC = Yamaha Parts Electrical Catalogue = Website parts catalogue)

## FIG.16 TRANSMISSION SECTION

### 1. LIST CORRECTION

Ref.No.	OLD PART No.	NEW PART No.	PART NAME	Q'TY	INTERCHANGEABILITY	REMARKS
25	3B4-17432-00	<b>3B4-17432-01</b>	AXLE, IDLE	1	○	
26	3B4-17243-00	<b>16B-17243-00</b>	GEAR, REVERSE WHEEL	1	○	<b>Note-1</b>
27	90201-150U6	<b>90201-15029</b>	WASHER, PLATE	2-->1	○	
28	90344-15012	-----	CIRCLIP	2	○	<b>Delete</b>
31	-----	<b>93310-31576</b>	BEARING	1	○	<b>Add.</b>
32	-----	<b>90387-15017</b>	COLLAR	1	○	<b>Add.</b>

\* These changes are applied from initial production.

\* The parts marked with ○ indicates interchangeability with a set.

Note-1; As for 3B4-17243-00, parts supply is discontinued.

Old Gear reverse wheel is not interchangeable with new Gear reverse wheel.

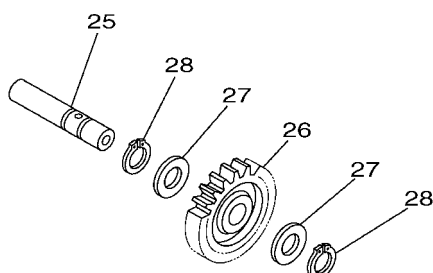
When you exchange old Gear reverse wheel, please exchange in Gear reverse wheel set (99999-03870).

\*\*Components parts of Gear reverse wheel set : 99999-03870


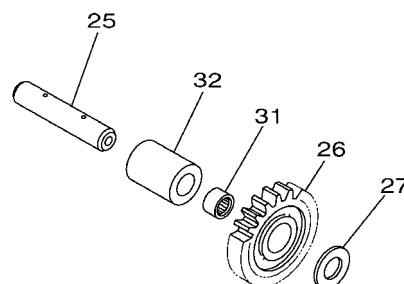
Part No.	Part Name	Q'ty
3B4-17432-01	AXLE, IDEL	1
16B-17243-00	GEAR, REVERSE WHEEL	1
90201-15029	WASHER, PLATE	1
93310-31576	BEARING	1
90387-15017	COLLOR	1

### 2. ILLUSTRATION CORRECTION

#### OLD type



#### NEW type



Thank you very much for your cooperation.

 Parts  
 Manager  
 Check

 Service  
 Manager  
 Check

 Parts  
 Manager  
 File

 YAMAHA MOTOR CO.,LTD  
 2500 Shingai Iwata Shizuoka 438-8501.Japan  
 Technical Publication Dept.

# PARTS NEWS



Date: Apr./28/2009

Signature: M.Saito

News No. PE0-MC-090023 2/2

Cause  Revision Notice  Correction  Sales Unit Change  Others

Model	See the "List of Models and CATALOGUE No's below."		
Subject	PARTS CATALOGUE CORRECTIONS		
CATALOGUE NO.	See the "List of Models and CATALOGUE No's below."		
Time of YPEC Revision	Text, Illustration --> May./20/2009	PDF Replace --> May./20/2009	
(YPEC = Yamaha Parts Electrical Catalogue = Website parts catalogue)			

### 3. LIST of Models and CATALOG No's

MODEL YEAR	MODEL NAME	MODEL CODE	CATALOG No.
2007	YFM7FGPW	3B41 / 3B42	1F3B4-100E1
2007	YFM7FGPW	3B43 / 3B44	1F3B4-300E1
2007	YFM7FGPW	3B45 / 3B46 / 3B47	1F3B4-100EA
2007	YFM7FGPW	3B48	1F3B4-110E1
2007	YFM7FGPW	3B4A / 3B4B / 3B4C / 3B4D	1F3B4-100EK
2008	YFM7FGPX	3B49 / 3B4E / 3B4F / 3B4G	1G3B4-100E1
2008	YFM7FGPX	3B4H / 3B4J / 3B4K	1G3B4-100EA
2008	YFM7FGPX	3B4L	1G3B4-110E1
2008	YFM7FGPX	3B4M / 3B4N / 3B4P / 3B4R	1G3B4-100EK
2008	YFM7FGPX	3B4S	1G3B4-171E1
2008	YFM7FGPX	3B4T	1G3B4-171EA
2008	YFM7FGX	5C01 / 5C02 / 5C04	1G5C0-100E1
2008	YFM7FGX	5C05 / 5C06	1G5C0-100EA
2009	YFM7FGPY	43P1	1H43P-110E1
2009	YFM7FGPY	43P2 / 43P3 / 43P4	1H43P-100E1
2009	YFM7FGPY	43P5	1H43P-110EA
2009	YFM7FGPY	43P6 / 43P7	1H43P-100EA
2009	YFM7FGPY	43P8	1H43P-110EK
2009	YFM7FGPY	43P9	1H43P-171E1
2009	YFM7FGPY	43PA	1H43P-110EY
2009	YFM7FGPY	43PB / 43PC / 43PD	1H43P-100EK
2009	YFM7FGPY	43PE / 43PF	1H43P-100EY
2009	YFM7FGY	5C0A	1H5C0-110E1
2009	YFM7FGY	5C0B	1H5C0-171E1
2009	YFM7FGY	5C0C	1H5C0-110EA
2009	YFM7FGY	5C0D	1H5C0-171EA
2009	YFM5FGY	28P1	1H28P-110E1
2009	YFM5FGY	28P2 / 28P3 / 28P4	1H28P-100E1
2009	YFM5FGY	28P5	1H28P-110EA
2009	YFM5FGY	28P6	1H28P-171E1
2009	YFM5FGY	34D1	1H34D-110E1
2009	YFM5FGPY	34D2 / 34D3 / 34D4	1H34D-100E1
2009	YFM5FGPY	34D5	1H34D-110E1
2009	YFM5FGPY	34D6 / 34D7	1H34D-100EA
2009	YFM5FGPSEY	34D8	1H34D-110EK
2009	YFM5FGPSEY	34D9 / 34DA / 34DB	1H34D-100EK

Thank you very much for your cooperation.

Parts  
Manager  
Check

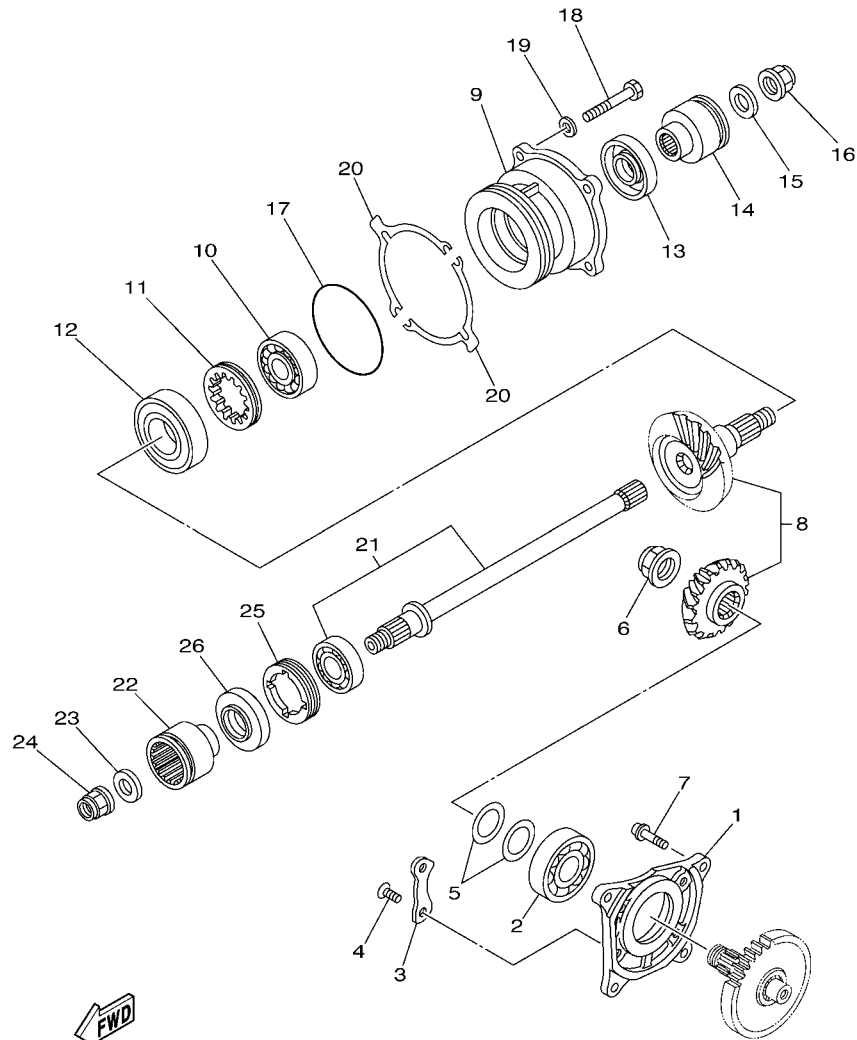
Service  
Manager  
Check

Parts  
Manager  
File

YAMAHA MOTOR CO.,LTD  
2500 Shingai Iwata Shizuoka 438-8501.Japan  
Technical Publication Dept.



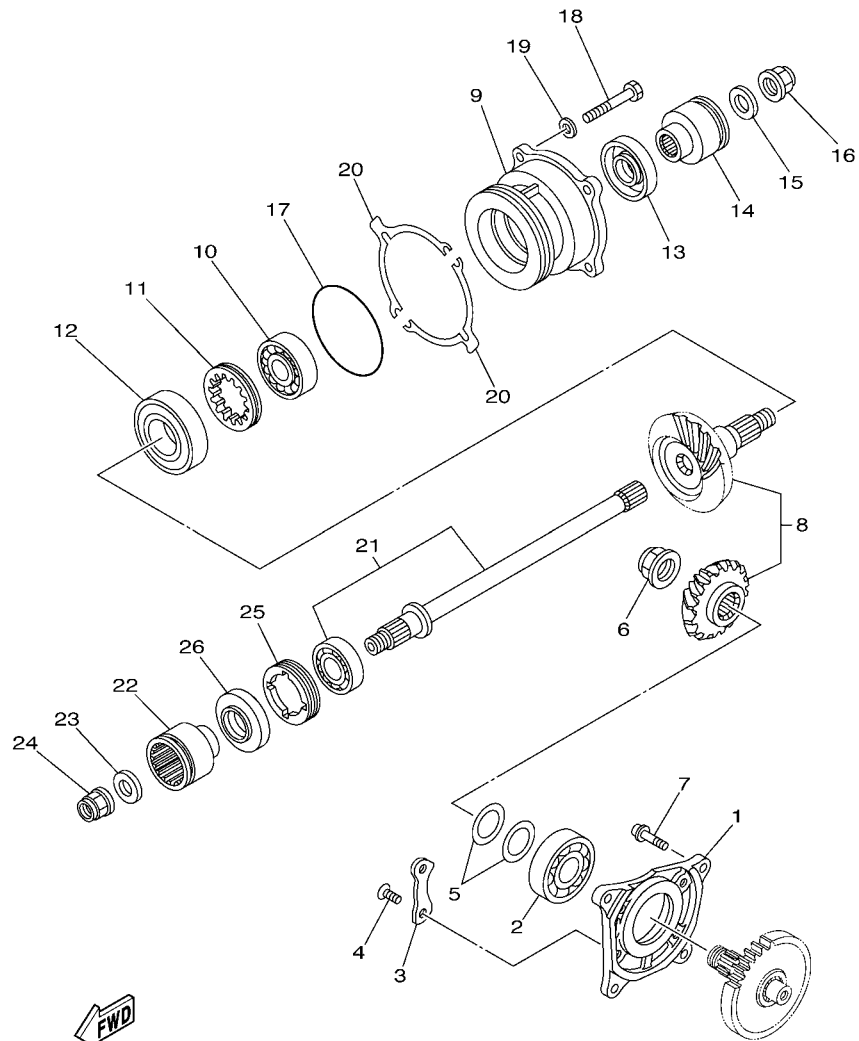
FIG. 17 MIDDLE DRIVE GEAR



3B49100-G170

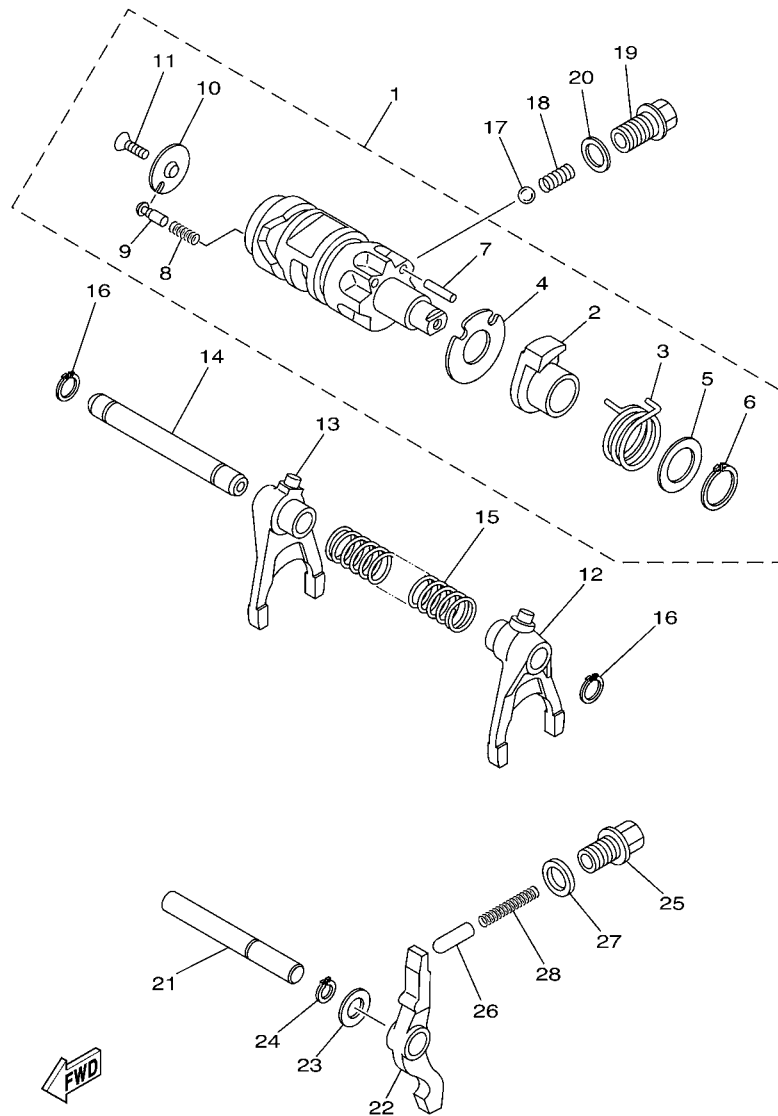
REF. NO.	PART NO.	DESCRIPTION	USA	CAN	EUR	OCE	JPN	REMARKS
1	3B4-17521-00	HOUSING, BEARING	1	1	1	1	1	
2	93306-30537	BEARING	1	1	1	1	1	
3	11H-15383-02	PLATE, BEARING COVER	2	2	2	2	2	
4	90149-08013	SCREW	4	4	4	4	4	
5	5KM-17531-50	SHIM, PINION (0.5T)	2	2	2	2	2	UR
5KM-17531-60	SHIM, PINION (0.55T)	2	2	2	2	2	UR	
5KM-17531-70	SHIM, PINION (0.6T)	2	2	2	2	2	UR	
5KM-17531-80	SHIM, PINION (0.7T)	2	2	2	2	2	UR	
5KM-17531-90	SHIM, PINION (0.8T)	2	2	2	2	2	UR	
5KM-17531-A0	SHIM, PINION (0.9T)	2	2	2	2	2	UR	
5KM-17531-B0	SHIM, PINION (1.0T)	2	2	2	2	2	UR	
6	90179-22013	NUT	1	1	1	1	1	
7	90110-08091	BOLT, HEXAGON SOCKET HEAD	4	4	4	4	4	
8	3B4-17530-00	PINION SET	1	1	1	1	1	
9	3B4-17551-00	HOUSING, BEARING	1	1	1	1	1	
10	93306-37206	BEARING	1	1	1	1	1	
11	90179-60001	NUT	1	1	1	1	1	
12	93306-20654	BEARING	1	1	1	1	1	
13	93102-30010	OIL SEAL	1	1	1	1	1	
14	3B4-17832-00	COUPLING	1	1	1	1	1	
15	90201-16021	WASHER, PLATE	1	1	1	1	1	
16	90179-16006	NUT	1	1	1	1	1	
17	93210-78544	O-RING	1	1	1	1	1	
18	97022-08030	BOLT	4	4	4	4	4	
19	92902-08600	WASHER, PLATE	4	4	4	4	4	
20	3B4-17531-00	SHIM, PINION (0.1T)	2	2	2	2	2	UR
	3B4-17531-10	SHIM, PINION (0.15T)	2	2	2	2	2	UR

**FIG. 17 MIDDLE DRIVE GEAR**



3B49100-G170

REF. NO.	PART NO.	DESCRIPTION	USA	CAN	EUR	OCE	JPN	REMARKS
20	3B4-17531-20	SHIM, PINION (0.2T)	2	2	2	2	2	UR
	3B4-17531-30	SHIM, PINION (0.3T)	2	2	2	2	2	UR
	3B4-17531-40	SHIM, PINION (0.4T)	2	2	2	2	2	UR
	3B4-17531-50	SHIM, PINION (0.5T)	2	2	2	2	2	UR
	3B4-17531-60	SHIM, PINION (0.6T)	2	2	2	2	2	UR
21	3B4-1755A-00	MIDDLE DRIVEN SHAFT ASSY	1	1	1	1	1	
22	3B4-17832-00	COUPLING	1	1	1	1	1	
23	90201-16021	WASHER, PLATE	1	1	1	1	1	
24	90179-16006	NUT	1	1	1	1	1	
25	90179-55660	NUT	1	1	1	1	1	
26	93102-30010	OIL SEAL	1	1	1	1	1	



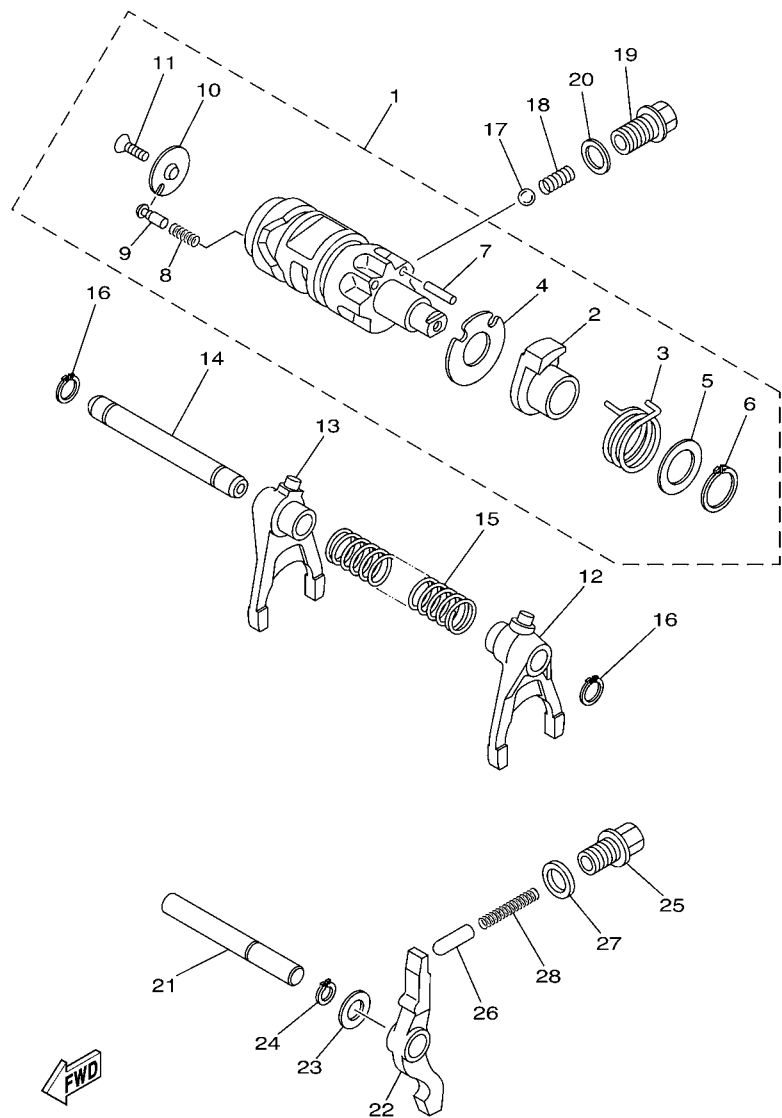
3B41100-F180

FIG. 18 SHIFT CAM & FORK

REF. NO.	PART NO.	DESCRIPTION	USA	CAN	EUR	OCE	JPN	REMARKS
1	3B4-18540-00	SHIFT CAM ASSY	1	1	1	1	1	
2	5KM-18171-00	.CAM, LEVER	1	1	1	1	1	
3	90508-32018	.SPRING, TORSION	1	1	1	1	1	
4	3B4-18331-00	.PLATE, SHIFT CAM	1	1	1	1	1	
5	90201-20792	.WASHER, PLATE	1	1	1	1	1	
6	93410-20038	.CIRCLIP	1	1	1	1	1	
7	93604-18100	.PIN, DOWEL	1	1	1	1	1	
8	90501-06022	.SPRING, COMPRESSION	1	1	1	1	1	
9	5KM-18542-00	.POINT, NEUTRAL	1	1	1	1	1	
10	4UN-18566-00	.PLATE, SIDE 2	1	1	1	1	1	
11	90149-05016	.SCREW	1	1	1	1	1	
12	3B4-18511-00	FORK, SHIFT 1	1	1	1	1	1	
13	3B4-18512-00	FORK, SHIFT 2	1	1	1	1	1	
14	3B4-18531-00	BAR, SHIFT FORK GUIDE 1	1	1	1	1	1	
15	90501-140A2	SPRING, COMPRESSION	1	1	1	1	1	
16	99009-12400	CIRCLIP	2	2	2	2	2	
17	93503-08007	BALL	1	1	1	1	1	
18	90501-10353	SPRING, COMPRESSION	1	1	1	1	1	
19	90105-14003	BOLT, FLANGE	1	1	1	1	1	
20	90430-14194	GASKET	1	1	1	1	1	
21	3B4-18318-00	SHAFT, SHIFTER	1	1	1	1	1	
22	3B4-18148-00	LEVER, STOPPER	1	1	1	1	1	
23	90201-127J6	WASHER, PLATE	1	1	1	1	1	
24	99009-12400	CIRCLIP	1	1	1	1	1	
25	90109-14002	BOLT	1	1	1	1	1	
26	1J7-18547-00	STOPPER, CAM	1	1	1	1	1	
27	90430-14043	GASKET	1	1	1	1	1	

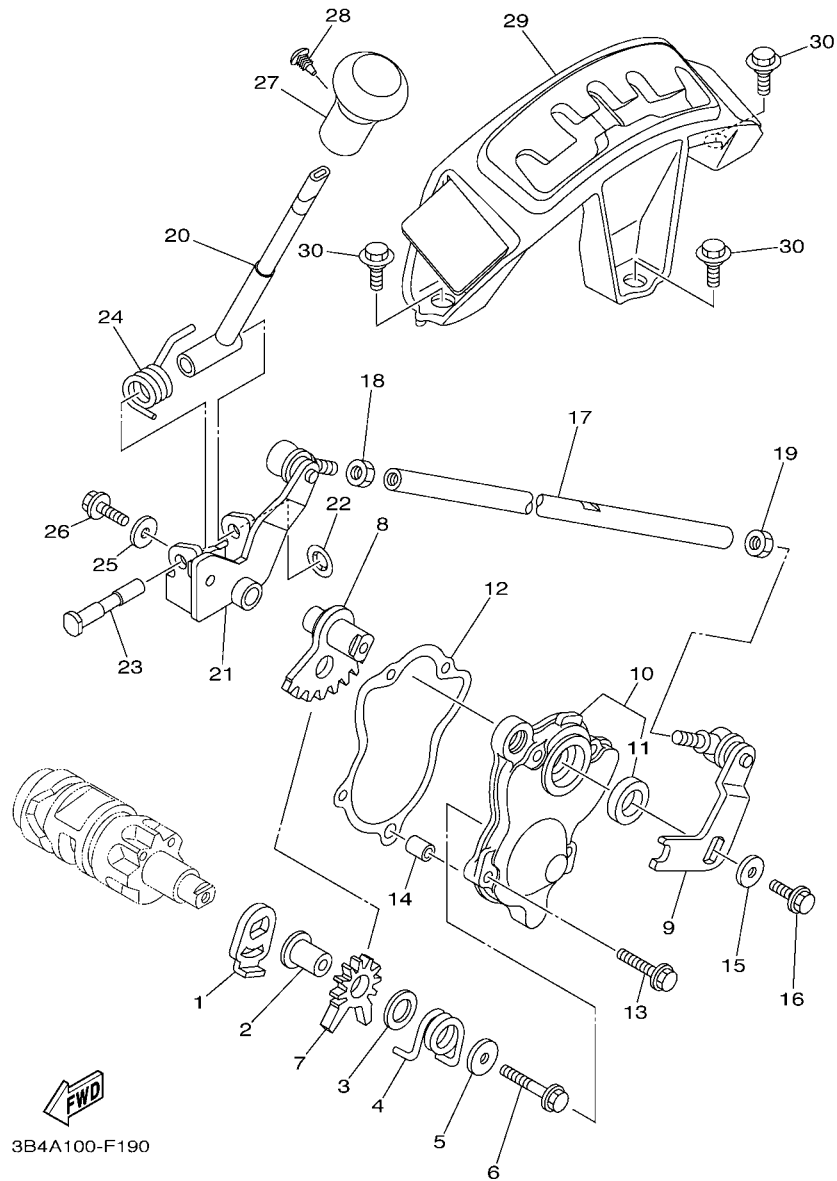


FIG. 18 SHIFT CAM & FORK



3B41100-F180

REF. NO.	PART NO.	DESCRIPTION	USA	CAN	EUR	OCE	JPN	REMARKS
28	90501-12004	SPRING, COMPRESSION	1	1	1	1	1	



3B4A100-F190

FIG. 19 SHIFT SHAFT

REF. NO.	PART NO.	DESCRIPTION	USA	CAN	EUR	OCE	JPN	REMARKS
1	4SH-18198-00	LEVER	1	1	1	1	1	
2	90387-0613B	COLLAR	1	1	1	1	1	
3	90201-132G5	WASHER, PLATE	1	1	1	1	1	
4	90508-35764	SPRING, TORSION	1	1	1	1	1	
5	90201-06036	WASHER, PLATE	1	1	1	1	1	
6	95812-06035	BOLT, FLANGE	1	1	1	1	1	
7	5KM-18191-00	LEVER	1	1	1	1	1	
8	3B4-18103-10	SHIFT SHAFT COMP.	1	1	1	1	1	
9	3B4-18104-20	SHIFT GUIDE COMP.	1	1	1	1	1	
10	3B4-18380-00	SHIFTER BRKT. ASSY	1	1	1	1	1	
11	93102-15212	.OIL SEAL	1	1	1	1	1	
12	3B4-18146-00	GASKET	1	1	1	1	1	
13	95022-06020	BOLT, FLANGE	4	4	4	4	4	
14	99530-08012	PIN, DOWEL	1	1	1	1	1	
15	90201-06036	WASHER, PLATE	1	1	1	1	1	
16	95812-06016	BOLT, FLANGE	1	1	1	1	1	
17	3B4-18115-00	ROD, SHIFT	1	1	1	1	1	
18	90170-08358	NUT	1	1	1	1	1	
19	95302-08700	NUT	1	1	1	1	1	
20	3B4-18190-01	LEVER COMP. 1	1	1	1	1	1	
21	3B4-18169-10	ARM, SHIFT 2	1	1	1	1	1	
22	90183-080A1	NUT, SPRING	1	1	1	1	1	
23	3B4-18125-00	SHAFT, SHIFT	1	1	1	1	1	
24	3B4-18196-00	SPRING, RETURN	1	1	1	1	1	
25	90201-06036	WASHER, PLATE	1	1	1	1	1	
26	95812-06016	BOLT, FLANGE	1	1	1	1	1	
27	3B4-18174-01	KNOB, SHIFT LEVER	1	1	1	1	1	

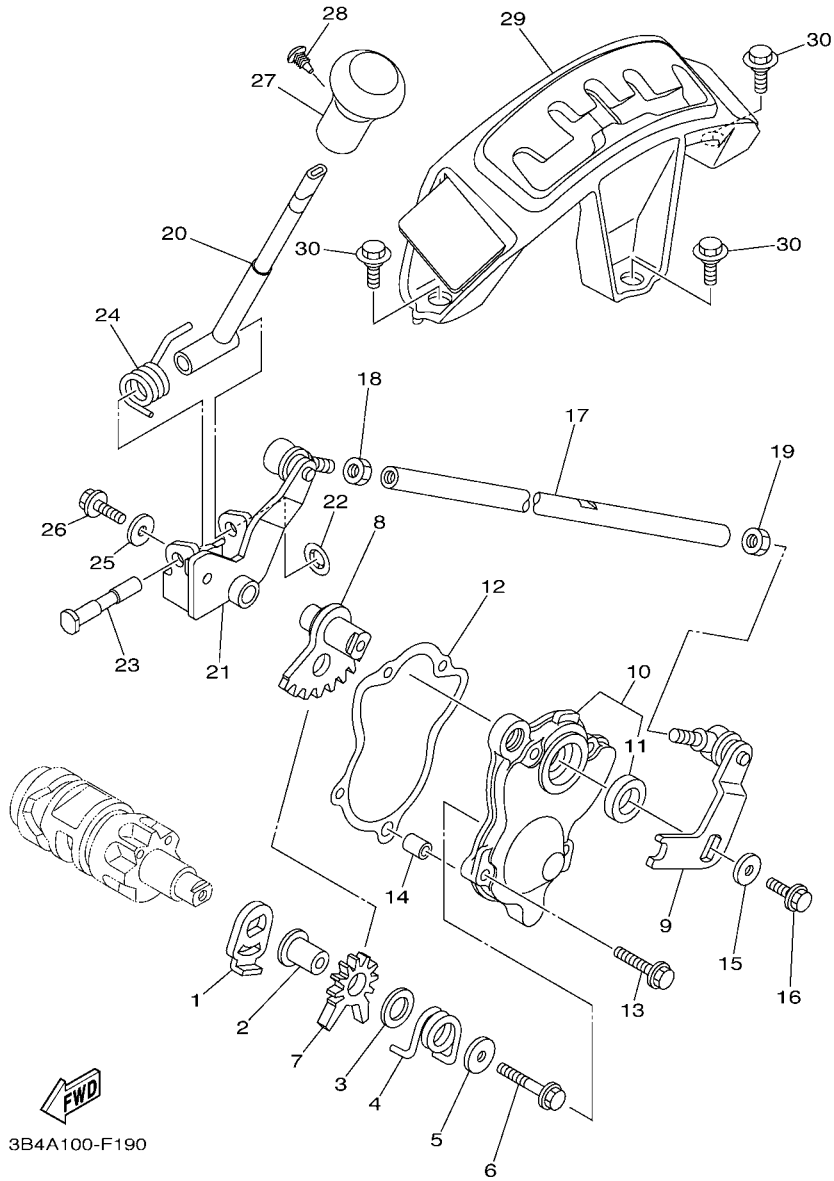
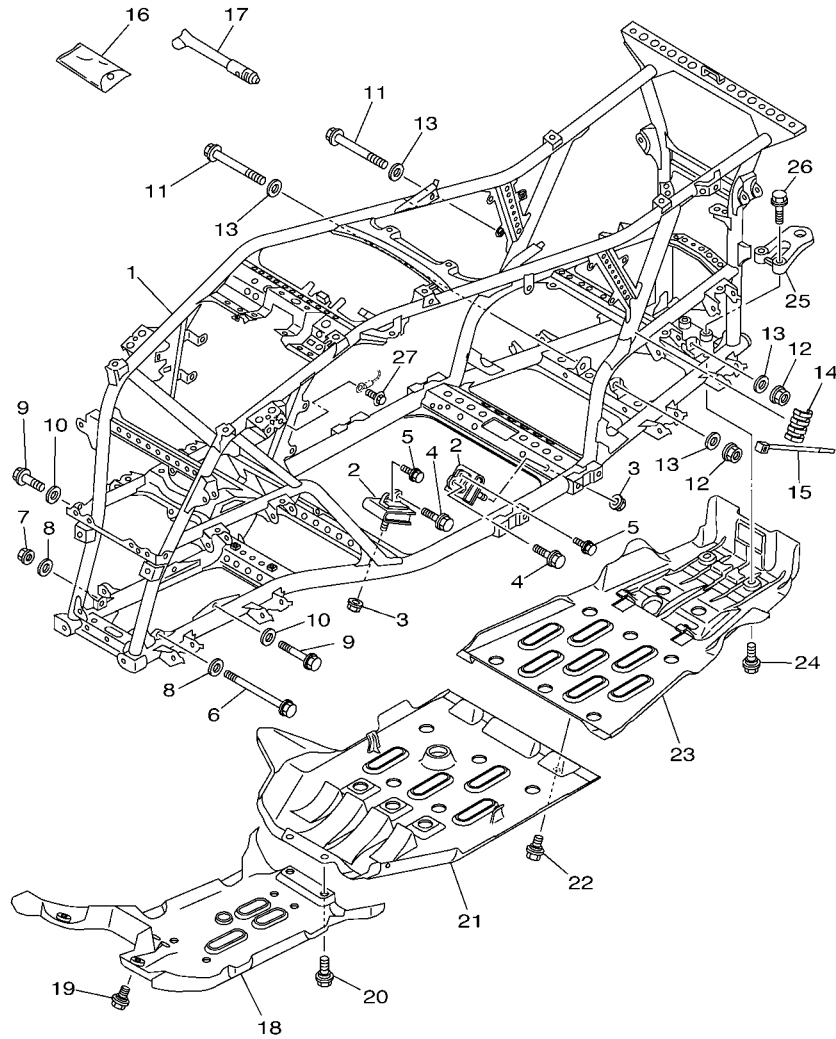


FIG. 19 SHIFT SHAFT

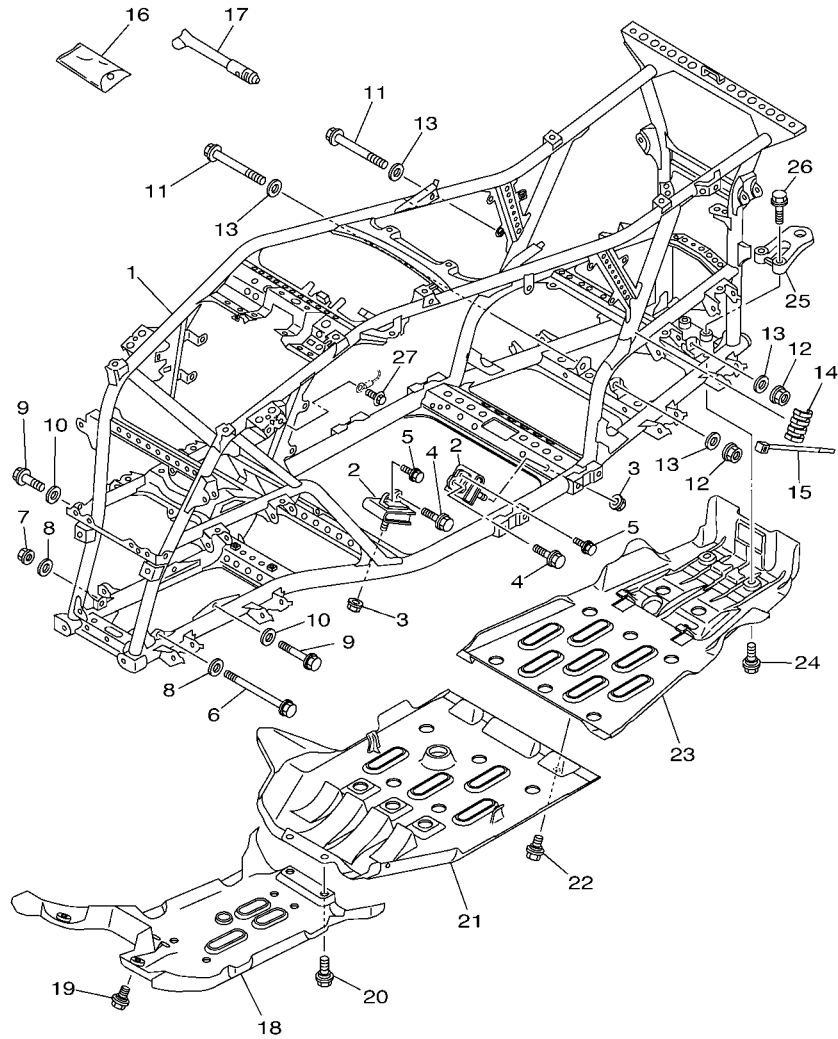
REF. NO.	PART NO.	DESCRIPTION	USA	CAN	EUR	OCE	JPN	REMARKS
28	90269-05055	RIVET	1	1	1	1	1	
29	3B4-18160-00	SHIFT GUIDE ASSY	1	1	1	1	1	
30	90109-06172	BOLT	3	3	3	3	3	
-----								
-----								
-----								
-----								
-----								
-----								
-----								
-----								
-----								
-----								



3B49100-G200

FIG. 20 FRAME

REF. NO.	PART NO.	DESCRIPTION	USA	CAN	EUR	OC	JPN	REMARKS
1	3B4-21110-20	FRAME COMP.	1	1				
	3B4-21110-30	FRAME COMP.			1	1	1	
2	3B4-21485-00	DAMPER, RUBBER 1	4	4	4	4	4	
3	95602-10200	NUT, U FLANGE	4	4	4	4	4	
4	95812-10035	BOLT, FLANGE	4	4	4	4	4	
5	90105-06639	BOLT, FLANGE	4	4	4	4	4	
6	90105-10219	BOLT, FLANGE	1	1	1	1	1	
7	90185-10011	NUT, SELF-LOCKING	1	1	1	1	1	
8	90201-10035	WASHER, PLATE	2	2	2	2	2	
9	90105-10237	BOLT, FLANGE	2	2	2	2	2	
10	90201-10035	WASHER, PLATE	2	2	2	2	2	
11	90105-10238	BOLT, FLANGE	2	2	2	2	2	
12	90185-10011	NUT, SELF-LOCKING	2	2	2	2	2	
13	90201-10035	WASHER, PLATE	4	4	4	4	4	
14	3B4-2113B-00	DAMPER	1	1	1	1	1	
15	90464-35132	CLAMP	1	1	1	1	1	
16	5TG-28100-00	TOOL KIT	1	1	1	1	1	
17	1NV-2811A-01	GAUGE, AIR	1	1	1	1	1	
18	3B4-2147A-00	GUARD, ENGINE 1	1	1	1	1	1	
19	90109-06202	BOLT	2	2	2	2	2	
20	90109-06214	BOLT	2	2	2	2	2	
21	3B4-2147E-00	GUARD, ENGINE 2	1	1	1	1	1	
22	90109-06214	BOLT	2	2	2	2	2	
23	3B4-2147F-00	GUARD, ENGINE 3	1	1	1	1	1	
24	90109-06202	BOLT	2	2	2	2	2	
25	3B4-28488-00	HOOK	1	1	1		1	
	3B4-28488-10	HOOK					1	

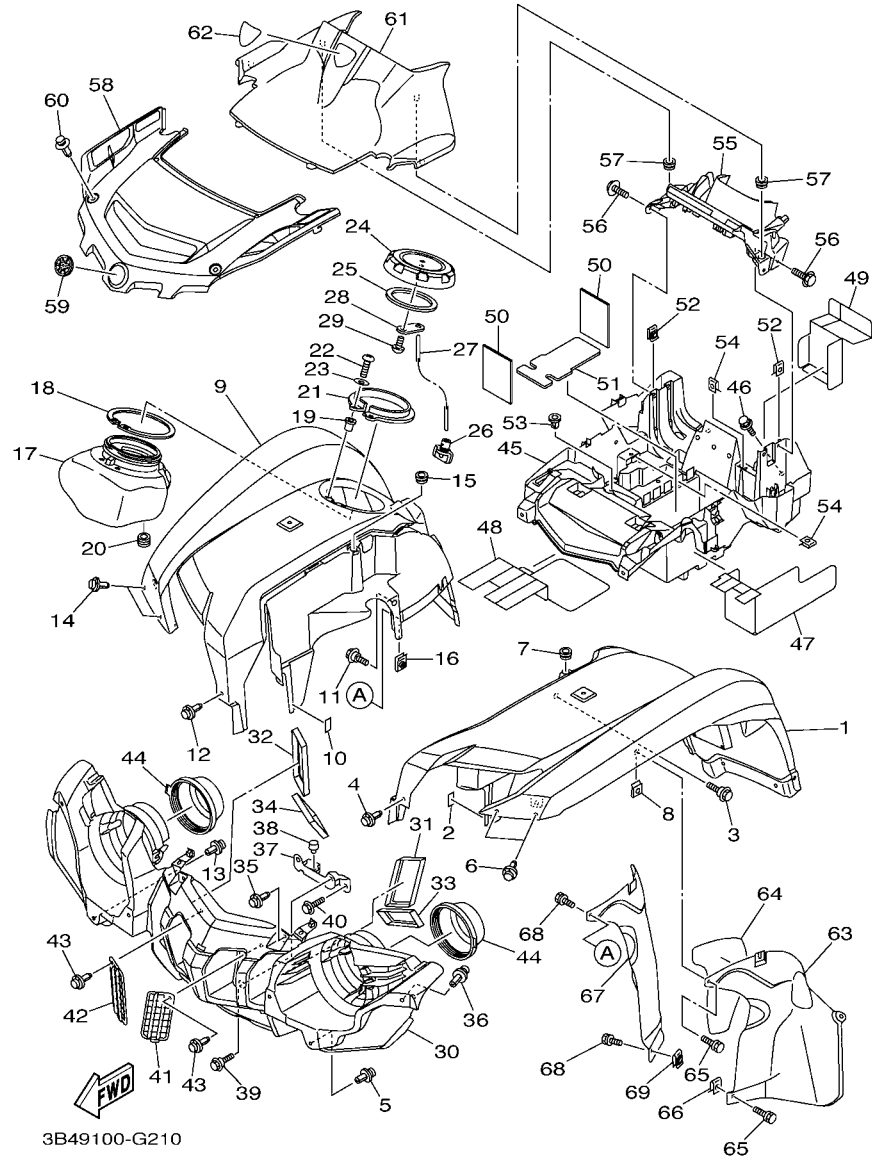


3B49100-G200

FIG. 20 FRAME

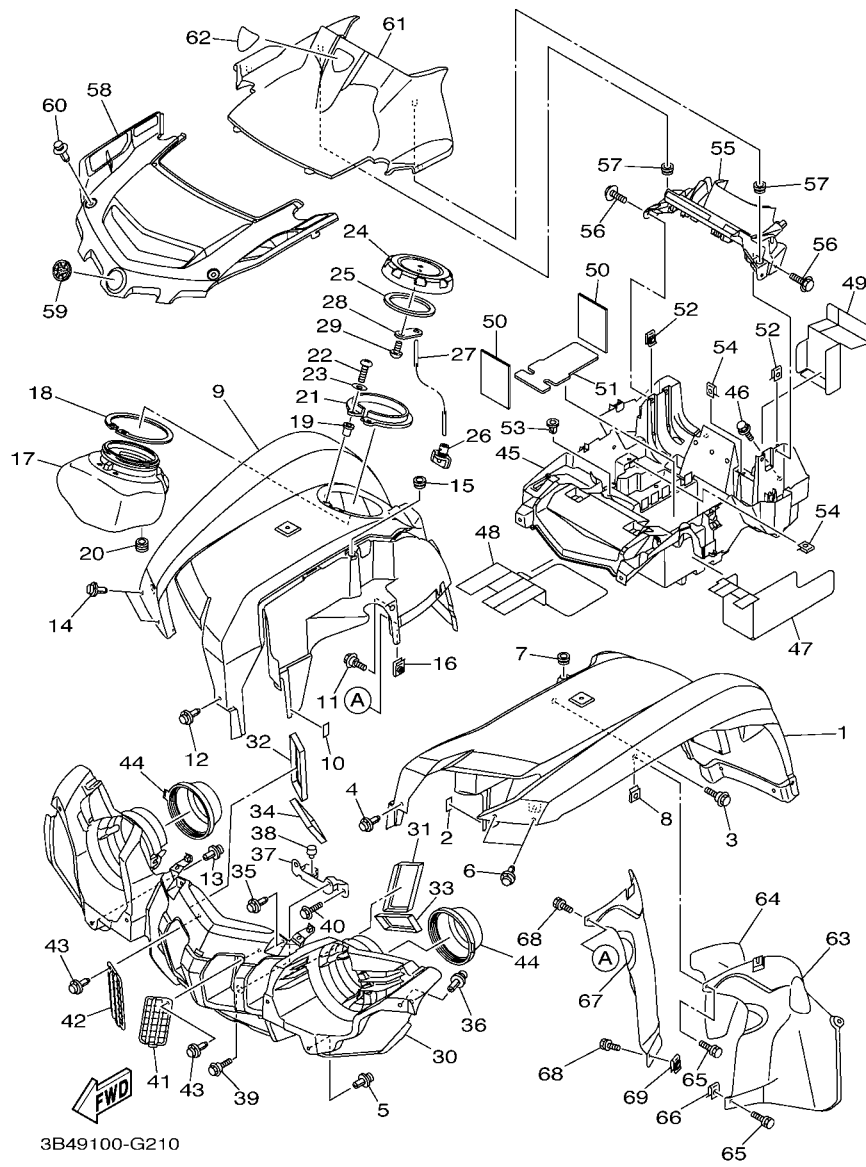
REF. NO.	PART NO.	DESCRIPTION	USA	CAN	EUR	OCE	JPN	REMARKS
26	95812-10035	BOLT, FLANGE	2	2	2	2	2	
27	95802-06012	BOLT, FLANGE	1	1	1	1	1	
-----								
-----								
-----								
-----								
-----								
-----								
-----								
-----								
-----								

FIG. 21 FRONT FENDER



REF. NO.	PART NO.	DESCRIPTION	USA	CAN	EUR	OCE	JPN	REMARKS
1	3B4-W2151-00	FRONT FENDER COMP.	1					UR FOR PDG
	3B4-W2151-10	FRONT FENDER COMP.	1					UR FOR RTR
	3B4-W2151-20	FRONT FENDER COMP.	1					UR FOR DPBSN
	3B4-W215C-00	FRONT FENDER COMP.2		1				UR FOR PDG
	3B4-W215C-10	FRONT FENDER COMP.2		1				UR FOR RTR
	3B4-W215C-20	FRONT FENDER COMP.2		1				UR FOR DPBSN
	3B4-W215B-00	FRONT FENDER COMP. 2			1			UR FOR PDG
	3B4-W215B-10	FRONT FENDER COMP. 2			1			UR FOR RTR
	3B4-W215B-30	FRONT FENDER COMP. 2			1			UR FOR DPBSE
	3B4-W215E-30	FRONT FENDER COMP.				1		FOR DPBSE
	3B4-W215E-00	FRONT FENDER COMP.					1	FOR PDG
2	3B4-21541-00	DAMPER 1	1	1	1	1	1	
3	90109-06172	BOLT	1	1	1	1	1	
4	90269-07012	RIVET	1	1	1	1	1	
5	90269-07077	RIVET	1	1	1	1	1	
6	90269-07012	RIVET	2	2	2	2	2	
7	90480-13398	GROMMET	1	1	1	1	1	
8	90183-06053	NUT, SPRING	1	1	1	1	1	
9	3B4-21556-00	FENDER, FRONT 2	1		1		1	UR FOR PDG
	3B4-21556-10	FENDER, FRONT 2	1		1			UR FOR RTR
	3B4-21556-20	FENDER, FRONT 2	1					UR FOR DPBSN
	3B4-W215D-00	FRONT FENDER COMP. 2		1				UR FOR PDG
	3B4-W215D-10	FRONT FENDER COMP. 2		1				UR FOR RTR
	3B4-W215D-20	FRONT FENDER COMP. 2		1				UR FOR DPBSN
	3B4-21556-30	FENDER, FRONT 2			1			UR FOR DPBSE
	3B4-21556-30	FENDER, FRONT 2				1		FOR DPBSE
10	3B4-21541-00	DAMPER 1	1	1	1	1	1	

FIG. 21 FRONT FENDER



REF. NO.	PART NO.	DESCRIPTION	USA	CAN	EUR	OCE	JPN	REMARKS
11	90109-06172	BOLT	1	1	1	1	1	
12	90269-07012	RIVET	1	1	1	1	1	
13	90269-07077	RIVET	1	1	1	1	1	
14	90269-07012	RIVET	2	2	2	2	2	
15	90480-13398	GROMMET	1	1	1	1	1	
16	90183-06053	NUT, SPRING	1	1	1	1	1	
17	3B4-2838K-00	BOX 1	1	1	1	1	1	
18	3B4-2838M-00	SEAL, BOX 1	1	1	1	1	1	
19	90179-05523	NUT	2	2	2	2	2	
20	90480-13004	GROMMET	1	1	1	1	1	
21	3B4-2839N-00	HOLDER	1	1	1	1	1	
22	98502-05016	SCREW, PAN HEAD	2	2	2	2	2	
23	92902-05600	WASHER, PLATE	2	2	2	2	2	
24	3B4-2151B-00	CAP	1	1	1	1	1	
25	3B4-28307-00	SEAL	1	1	1	1	1	
26	3B4-215A1-00	PLUG, DRAIN	1	1	1	1	1	
27	3B4-2845L-00	STOPPER, OPEN	1	1	1	1	1	
28	3B4-28487-00	PLATE 2	1	1	1	1	1	
29	97702-50512	SCREW, TAPPING	1	1	1	1	1	
30	3B4-28309-00	GRILLE, FRONT	1	1	1	1	1	
31	3B4-28217-00	DAMPER 1	1	1	1	1	1	
32	3B4-28227-00	DAMPER 2	1	1	1	1	1	
33	3B4-28237-00	DAMPER 3	1	1	1	1	1	
34	3B4-28247-00	DAMPER 4	1	1	1	1	1	
35	90269-07010	RIVET	2	2	2	2	2	
36	90269-07077	RIVET	2	2	2	2	2	
37	3B4-28332-00	STAY, LEG SHIELD	1	1	1	1	1	

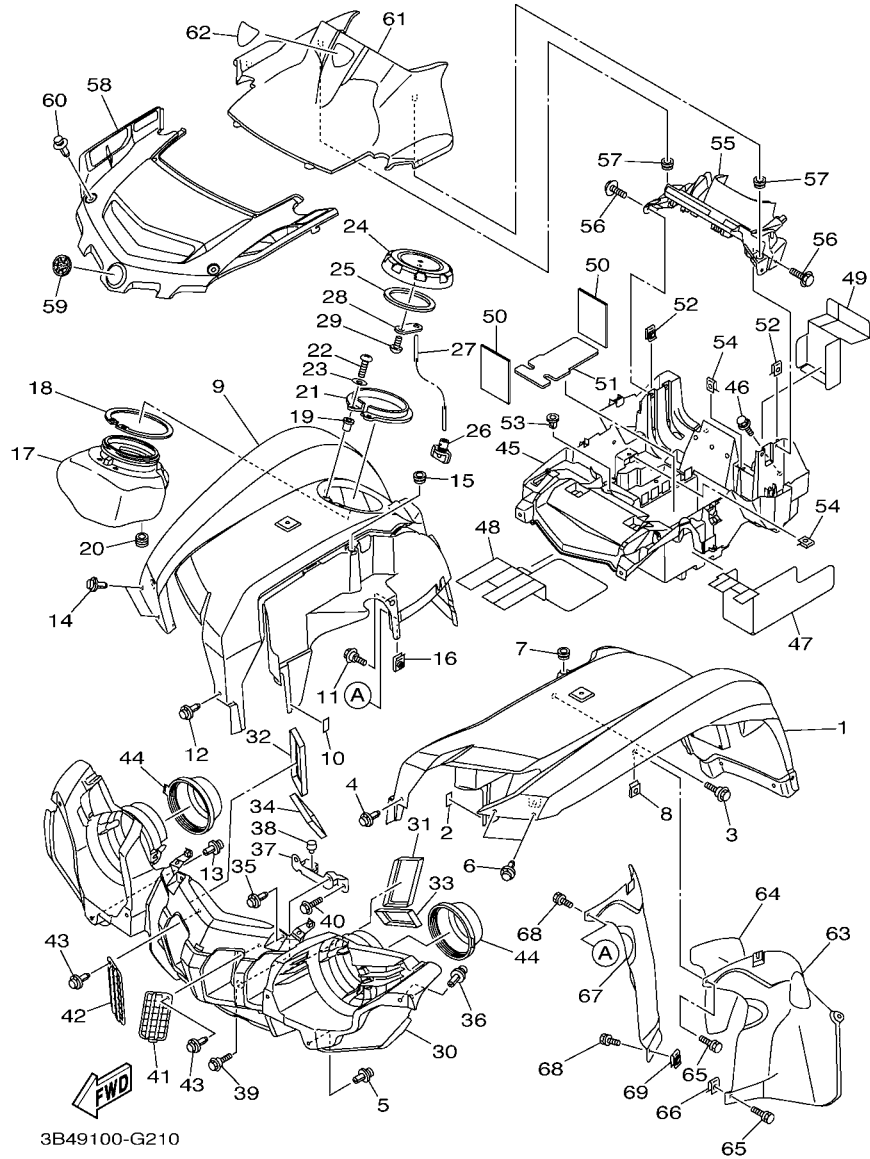
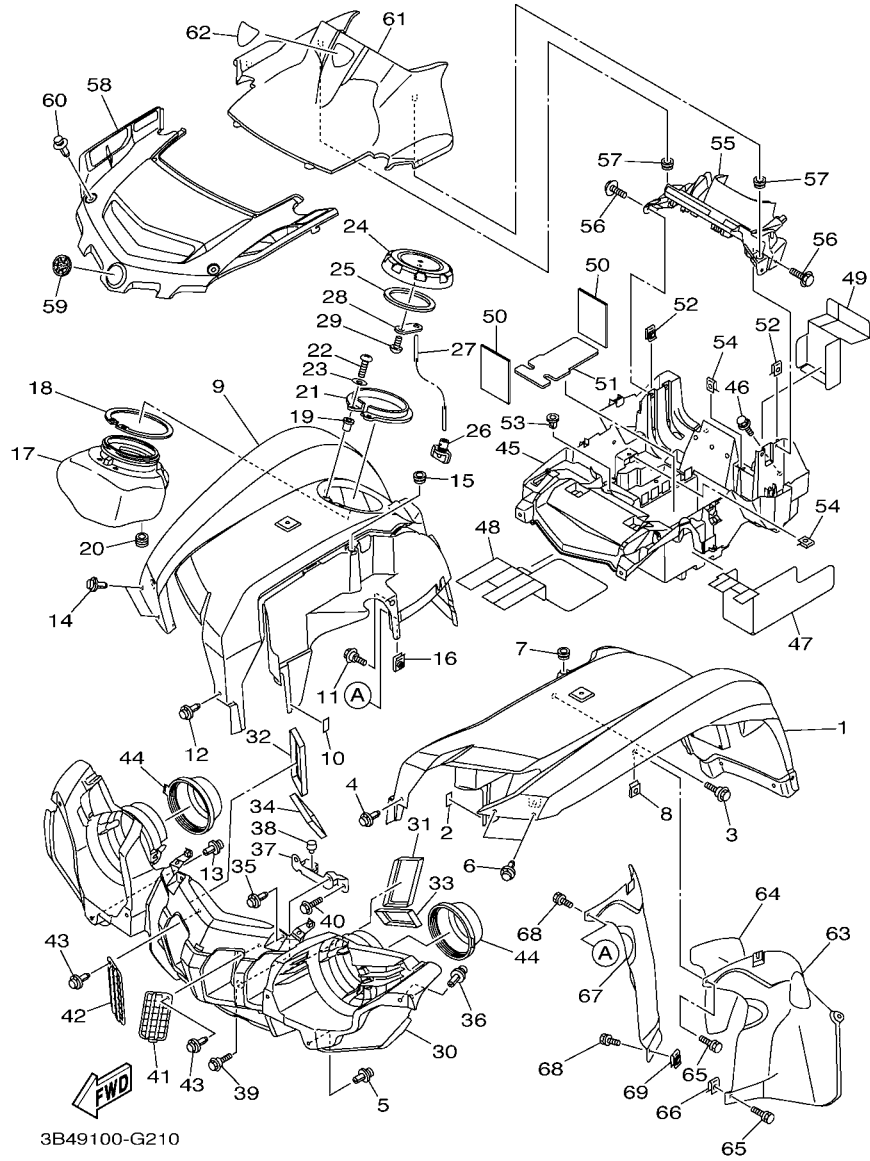


FIG. 21 FRONT FENDER

REF. NO.	PART NO.	DESCRIPTION	USA	CAN	EUR	OCE	JPN	REMARKS
38	5RU-24768-00	STOPPER	2	2	2	2	2	
39	90109-06172	BOLT	2	2	2	2	2	
40	95802-06012	BOLT, FLANGE	2	2	2	2	2	
41	3B4-2837N-00	GRILL, AIR INTAKE 1	1	1	1	1	1	
42	3B4-2837R-00	GRILL, AIR INTAKE 2	1	1	1	1	1	
43	90269-07077	RIVET	2	2	2	2	2	
44	3B4-28349-00	CAP	2	2	2	2	2	
45	3B4-21523-00	PLATE 1	1	1	1	1	1	
46	90119-06152	BOLT, WITH WASHER	3	3	3	3	3	
47	3B4-8253E-10	INSULATOR 1	1	1	1	1	1	
48	3B4-8253F-10	INSULATOR 2	1	1	1	1	1	
49	3B4-8254E-10	INSULATOR	1	1	1	1	1	
50	3B4-8233W-10	INSU.	2	2	2	2	2	
51	3B4-82122-00	SEAT, BATTERY	1	1	1	1	1	
52	90183-06053	NUT, SPRING	4	4	4	4	4	
53	90338-08226	PLUG	2	2	2	2	2	
54	90183-05008	NUT, SPRING	2	2	2	2	2	
55	3B4-2837L-00	PANEL, CONSOLE 1	1	1	1	1	1	
56	90119-06152	BOLT, WITH WASHER	4	4	4	4	4	
57	90480-13567	GROMMET	2	2	2	2	2	
58	3B4-23391-00	PANEL, FRONT	1	1	1	1	1	
59	5KM-2175B-00	TUNING FORK MARK	1	1	1	1	1	
60	90269-07010	RIVET	2	2	2	2	2	
61	3B4-28313-00	LID	1	1	1	1	1	
62	3B4-26232-00	EMBLEM 3D	1	1	1	1	1	
63	3B4-21552-00	FENDER, INNER	1	1	1	1	1	
64	3B4-21575-10	SEAL 1	1	1	1	1	1	

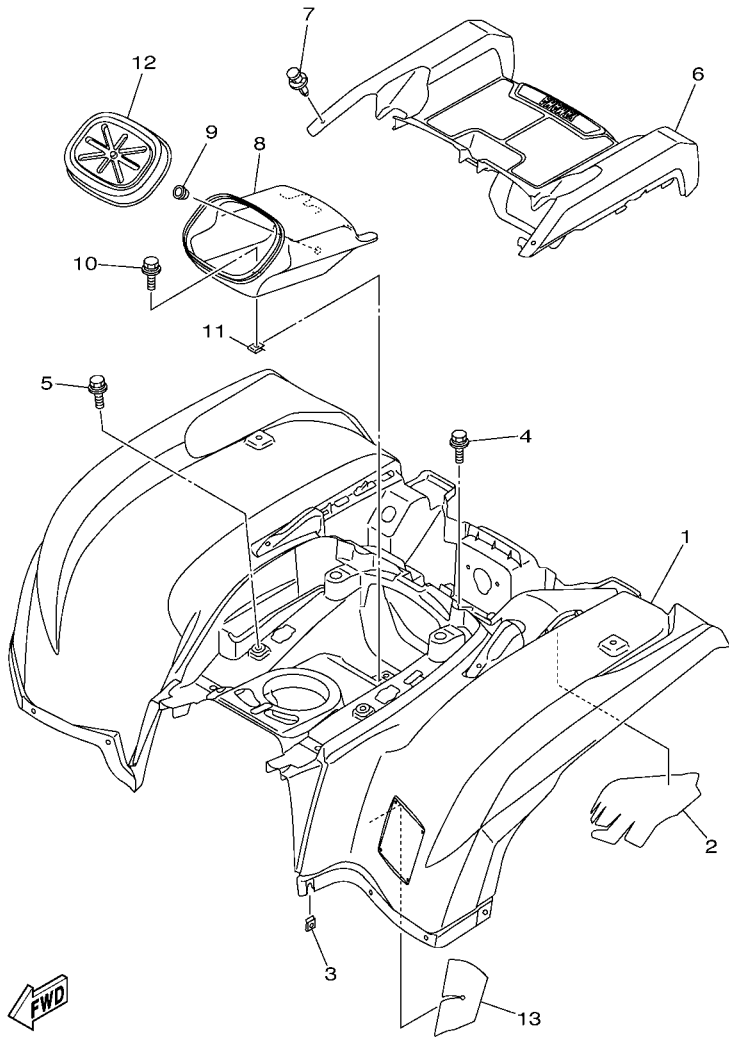


FIG. 21 FRONT FENDER



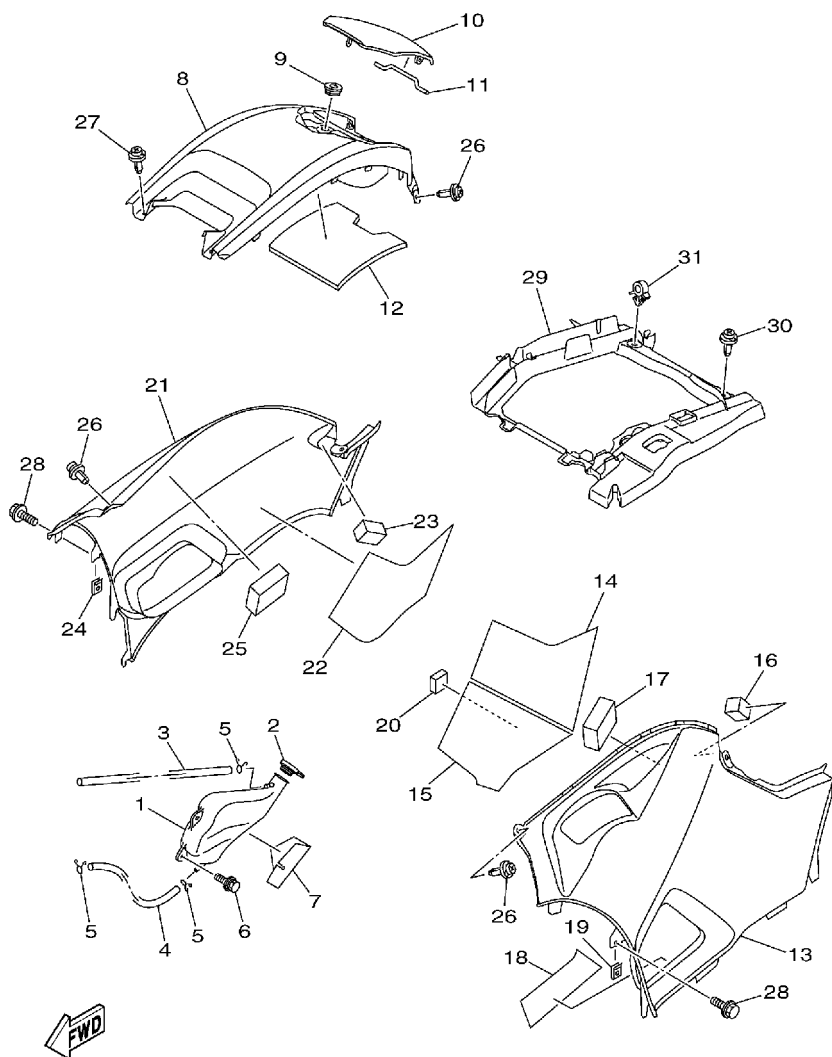
REF. NO.	PART NO.	DESCRIPTION	USA	CAN	EUR	OCE	JPN	REMARKS
65	90119-06152	BOLT, WITH WASHER	2	2	2	2	2	
66	90183-06053	NUT, SPRING	1	1	1	1	1	
67	3B4-21553-00	FENDER, INNER 2	1	1	1	1	1	
68	90119-06152	BOLT, WITH WASHER	3	3	3	3	3	
69	90183-06053	NUT, SPRING	2	2	2	2	2	
-----								
-----								
-----								
-----								
-----								
-----								
-----								
-----								
-----								
-----								

**FIG. 22 REAR FENDER**



REF. NO.	PART NO.	DESCRIPTION	USA	CAN	EUR	OCE	JPN	REMARKS
1	3B4-W2161-00	REAR FENDER COMP.	1					UR FOR PDG
	3B4-W2161-10	REAR FENDER COMP.	1					UR FOR RTR
	3B4-W2161-20	REAR FENDER COMP.	1					UR FOR DPBSN
	3B4-W216C-00	REAR FENDER COMP.2		1				UR FOR PDG
	3B4-W216C-10	REAR FENDER COMP.2		1				UR FOR RTR
	3B4-W216C-20	REAR FENDER COMP.2		1				UR FOR DPBSN
	3B4-W216B-00	REAR FENDER COMP.2			1			UR FOR PDG
	3B4-W216B-10	REAR FENDER COMP.2			1			UR FOR RTR
	3B4-W216B-30	REAR FENDER COMP.2			1			UR FOR DPBSE
	3B4-W216E-30	REAR FENDER COMP.				1		FOR DPBSE
	3B4-W216E-00	REAR FENDER COMP.					1	FOR PDG
2	3B4-21652-00	PROTECTOR	1	1	1	1	1	
3	90183-06053	NUT, SPRING	1	1	1	1	1	
4	90119-06152	BOLT, WITH WASHER	2	2	2	2	2	
5	90119-06152	BOLT, WITH WASHER	2	2	2	2	2	
6	3B4-21651-00	COVER, REAR FENDER	1	1	1	1	1	
7	90269-07010	RIVET	2	2	2	2	2	
8	3B4-2160E-00	BOX	1	1	1	1	1	
9	90338-09130	PLUG	1	1	1	1	1	
10	90119-06152	BOLT, WITH WASHER	1	1	1	1	1	
11	90183-06053	NUT, SPRING	1	1	1	1	1	
12	3B4-2160F-00	LID	1	1	1	1	1	
13	3B4-21669-00	SEAL	1	1	1	1	1	

FIG. 23 SIDE COVER

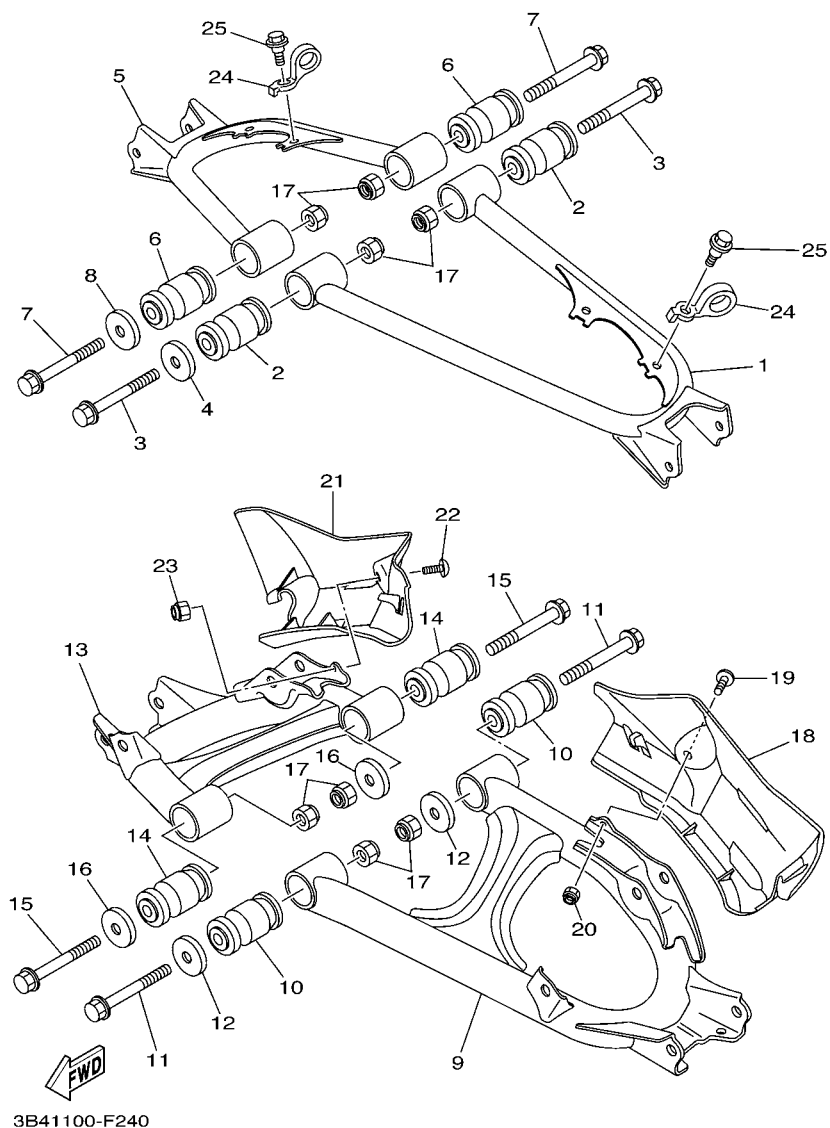


3B49100G2301

REF. NO.	PART NO.	DESCRIPTION	USA	CAN	EUR	OCE	JPN	REMARKS
1	3B4-21871-00	TANK, RECOVERY	1	1	1	1	1	
2	1S3-21875-00	CAP	1	1	1	1	1	
3	90445-09117	HOSE (L540)	1	1	1	1	1	
4	90445-09110	HOSE (L420)	1	1	1	1	1	
5	90467-08003	CLIP	3	3	3	3	3	
6	90119-06152	BOLT, WITH WASHER	2	2	2	2	2	
7	3B4-2176E-00	PLATE	1	1	1	1	1	
8	3B4-2171A-00	COVER, TOP	1	1	1	1	1	
9	90480-01558	GROMMET	1	1	1	1	1	
10	3B4-2177B-00	LID, COVER	1	1	1	1	1	
11	3B4-2177K-00	PIN, HINGE	1	1	1	1	1	
12	3B4-21747-00	DAMPER	1	1	1	1	1	
13	3B4-21711-00	COVER, SIDE 1	1	1	1		1	UR FOR PDG
	3B4-21711-10	COVER, SIDE 1	1	1	1			UR FOR RTR
	3B4-21711-20	COVER, SIDE 1	1	1				UR FOR DPBSN
	3B4-21711-30	COVER, SIDE 1				1	1	UR FOR DPBSE
14	3B4-2174A-00	INSULATOR, SIDE COVER	1	1	1	1	1	
15	3B4-2173N-00	SEAL 4	1	1	1	1	1	
16	3B4-21717-00	DAMPER	1	1	1	1	1	
17	3B4-2174Y-00	DAMPER	1	1	1	1	1	
18	3B4-2173M-00	SEAL 3	1	1	1	1	1	
19	90183-06053	NUT, SPRING	1	1	1	1	1	
20	3B4-2177N-00	DAMPER, LOCATING 4	1	1	1	1	1	
21	3B4-21721-00	COVER, SIDE 2	1	1	1		1	UR FOR PDG
	3B4-21721-10	COVER, SIDE 2	1	1	1			UR FOR RTR
	3B4-21721-20	COVER, SIDE 2	1	1				UR FOR DPBSN
	3B4-21721-30	COVER, SIDE 2				1	1	UR FOR DPBSE



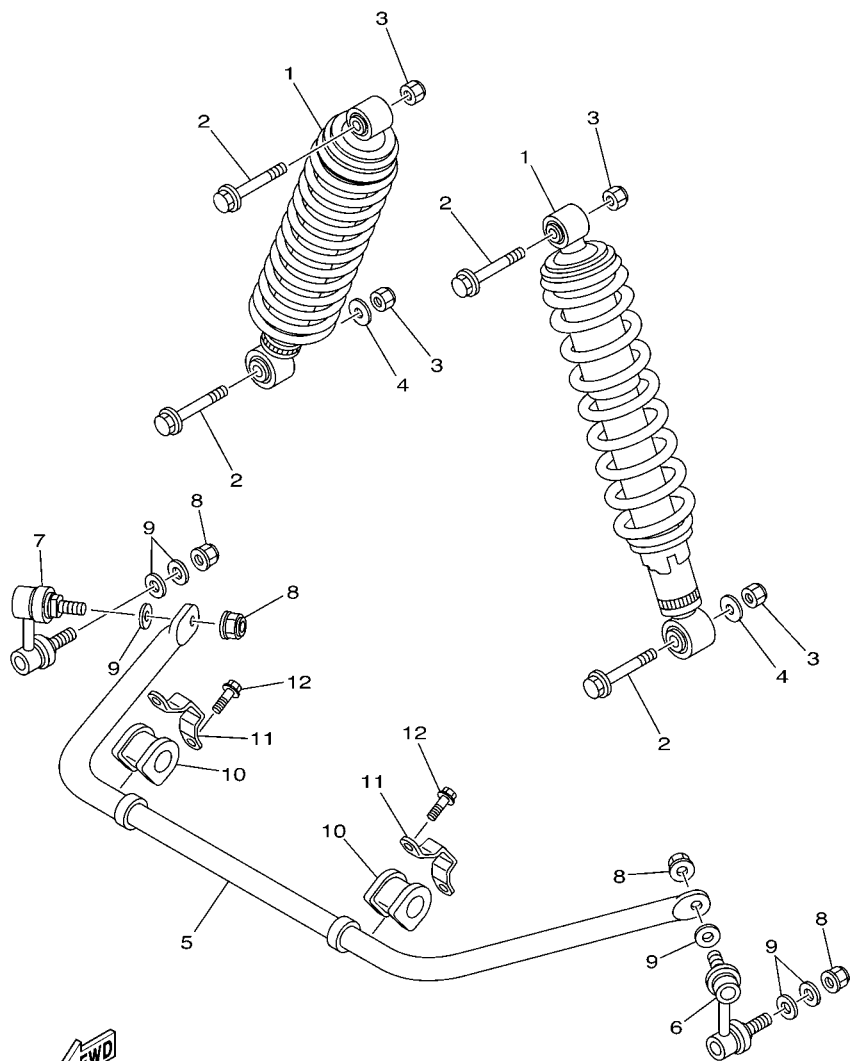
FIG. 24 REAR ARM



REF. NO.	PART NO.	DESCRIPTION	USA	CAN	EUR	OCE	JPN	REMARKS
1	3B4-22171-00	ARM, REAR 1	1	1				
	3B4-22171-11	ARM, REAR 1			1	1	1	
	2	5KM-23526-10	2	2	2	2	2	
	3	90105-10222	2	2	2	2	2	
4	5KM-22149-10	WASHER	1	1	1	1	1	
	5	3B4-22172-00	1	1				
6	3B4-22172-11	ARM, REAR 2			1	1	1	
	6	5KM-23526-10	2	2	2	2	2	
	7	90105-10222	2	2	2	2	2	
	8	5KM-22149-10	1	1	1	1	1	
9	3B4-2217M-00	ARM 1	1	1				
	3B4-2217M-11	ARM 1			1	1	1	
	10	5KM-23526-10	2	2	2	2	2	
	11	90105-10222	2	2	2	2	2	
12	5KM-22149-10	WASHER	2	2	2	2	2	
	13	3B4-2217N-00	1	1				
14	3B4-2217N-11	ARM 2			1	1	1	
	14	5KM-23526-10	2	2	2	2	2	
	15	90105-10222	2	2	2	2	2	
	16	5KM-22149-10	2	2	2	2	2	
17	90185-10012	8	8	8	8	8		
18	3B4-22128-00	COVER, THRUST 1	1	1	1	1	1	
19	90110-06200	BOLT, HEXAGON SOCKET HEAD	1	1	1	1	1	
20	95702-06300	NUT, NYLON	1	1	1	1	1	
21	3B4-22129-00	COVER, THRUST 2	1	1	1	1	1	
22	90110-06200	BOLT, HEXAGON SOCKET HEAD	1	1	1	1	1	
23	95702-06300	NUT, NYLON	1	1	1	1	1	

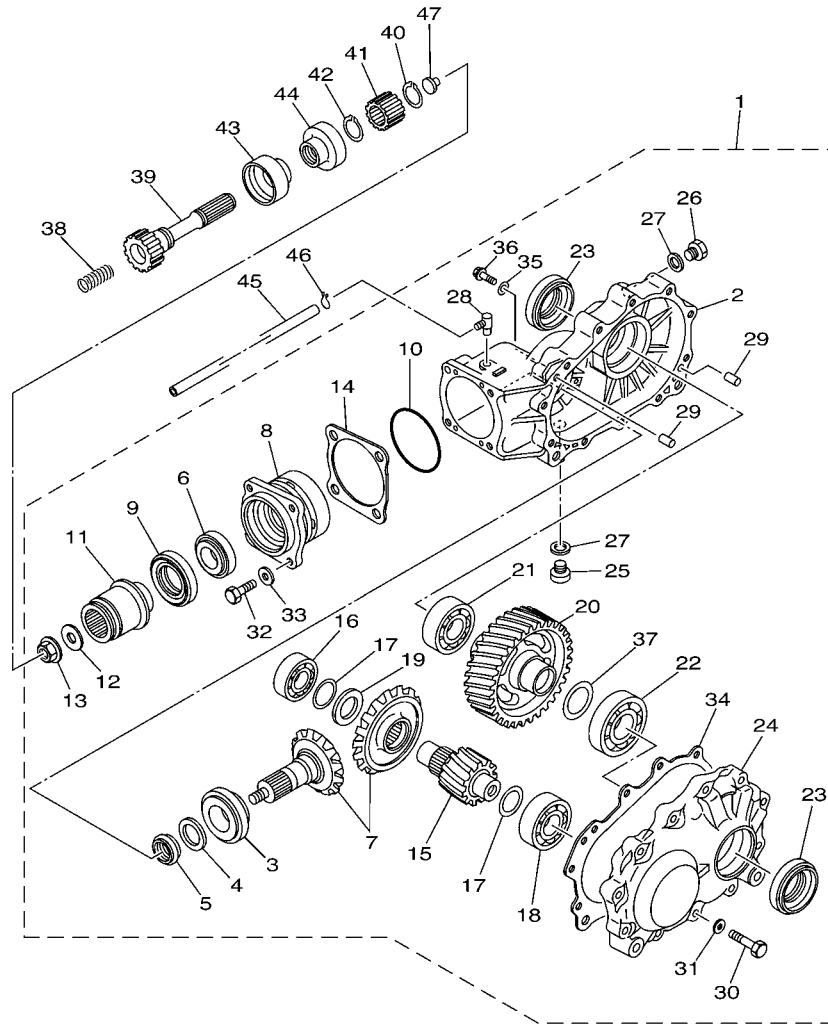


**FIG. 25 REAR SUSPENSION**



3B41100-F250

REF. NO.	PART NO.	DESCRIPTION	USA	CAN	EUR	OCE	JPN	REMARKS
1	3B4-22210-01	SHOCK ABSORBER ASSY, REAR	2	2	2	2	2	
2	90105-10131	BOLT, FLANGE	4	4	4	4	4	
3	90185-10012	NUT, SELF-LOCKING	4	4	4	4	4	
4	90201-10035	WASHER, PLATE	2	2	2	2	2	
5	3B4-47491-00	BAR, STABILIZER	1	1	1	1	1	
6	5KM-2385L-01	JOINT, STABILIZER 1	1	1	1	1	1	
7	5KM-2385M-01	JOINT, STABILIZER 2	1	1	1	1	1	
8	95602-10200	NUT, U FLANGE	4	4	4	4	4	
9	90201-10035	WASHER, PLATE	6	6	6	6	6	
10	3B4-2386G-00	BUSH, STABILIZER FRONT	2	2	2	2	2	
11	3B4-2386H-00	COVER, STABILIZER FRONT	2	2	2	2	2	
12	95812-08014	BOLT, FLANGE	4	4	4	4	4	

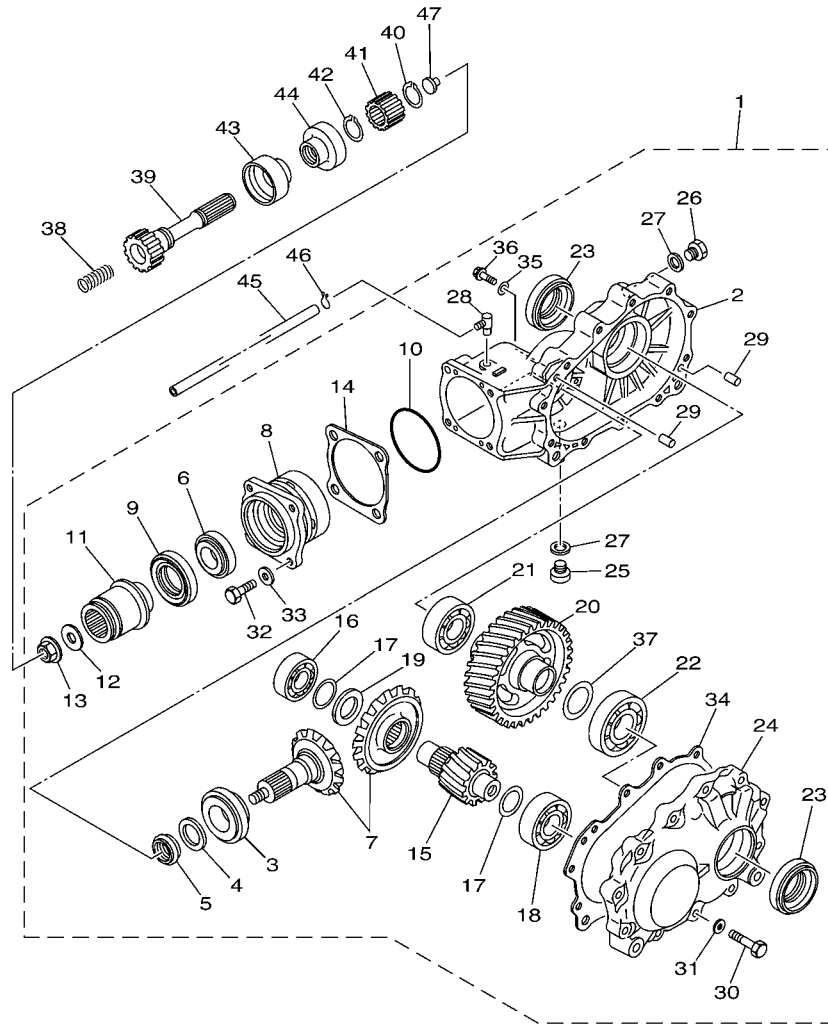


3B41100-F260

FIG. 26 DRIVE SHAFT

REF. NO.	PART NO.	DESCRIPTION	USA	CAN	EUR	OCE	JPN	REMARKS
1	3B4-46101-01	REAR AXLE GEAR CASE ASSY	1	1	1	1	1	
2	3B4-46151-00	.HOUSING, DRIVE SHAFT	1	1	1	1	1	
3	93332-00046	.BEARING	1	1	1	1	1	
4	90201-25634	.WASHER, PLATE	1	1	1	1	1	
5	3B4-46129-00	.SPACER, EXPANSION	1	1	1	1	1	
6	93332-00053	.BEARING	1	1	1	1	1	
7	3B4-461A0-00	.RING GEAR SET	1	1	1	1	1	
8	3B4-46144-00	.HOUSING, PINION BEARING	1	1	1	1	1	
9	93102-35009	.OIL SEAL	1	1	1	1	1	
10	93210-626A7	.O-RING	1	1	1	1	1	
11	3B4-46126-00	.COUPLING	1	1	1	1	1	
12	90201-12029	.WASHER, PLATE	1	1	1	1	1	
13	90179-12005	.NUT	1	1	1	1	1	
14	2HR-46127-00-25	.SHIM, DRIVE PISTON (0.25T)	1	1	1	1	1	UR
	2HR-46127-00-30	.SHIM, DRIVE PISTON (0.30T)	1	1	1	1	1	UR
	2HR-46127-00-35	.SHIM, DRIVE PISTON (0.35T)	1	1	1	1	1	UR
	2HR-46127-00-40	.SHIM, DRIVE PISTON (0.40T)	1	1	1	1	1	UR
	2HR-46127-00-45	.SHIM, DRIVE PISTON (0.45T)	1	1	1	1	1	UR
	2HR-46127-00-50	.SHIM, DRIVE PISTON (0.50T)	1	1	1	1	1	UR
15	3B4-46316-00	.GEAR, PINION 1	1	1	1	1	1	
16	93306-205U0	.BEARING	1	1	1	1	1	
17	3B4-46119-00	.SHIM, THRUST (0.25T)	2	2	2	2	2	UR
	3B4-46119-10	.SHIM, THRUST (0.30T)	2	2	2	2	2	UR
	3B4-46119-20	.SHIM, THRUST (0.35T)	2	2	2	2	2	UR
	3B4-46119-30	.SHIM, THRUST (0.40T)	2	2	2	2	2	UR
	3B4-46119-40	.SHIM, THRUST (0.45T)	2	2	2	2	2	UR
	3B4-46119-50	.SHIM, THRUST (0.50T)	2	2	2	2	2	UR





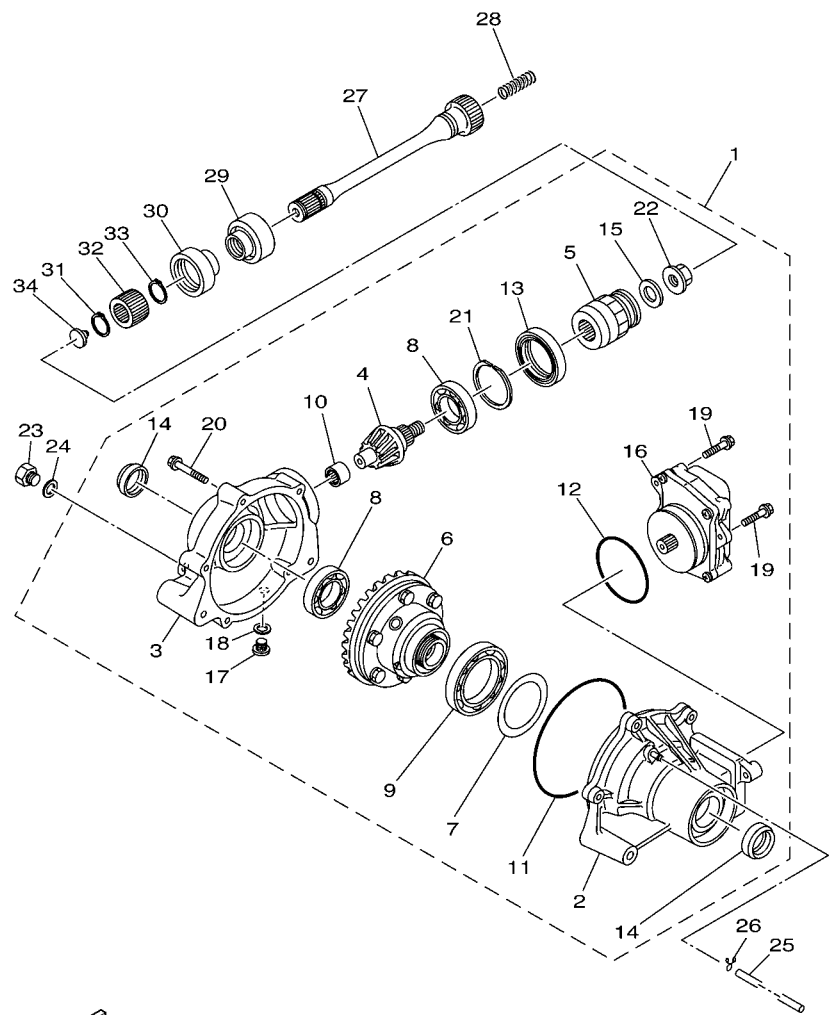
  
 3B41100-F260

**FIG. 26 DRIVE SHAFT**

REF. NO.	PART NO.	DESCRIPTION	USA	CAN	EUR	OCE	JPN	REMARKS
18	93306-30523	.BEARING	1	1	1	1	1	
19	3B4-4621F-00	.SHIM, THRUST (4.5T)	1	1	1	1	1	UR
	3B4-4621F-10	.SHIM, THRUST (4.8T)	1	1	1	1	1	UR
	3B4-4621F-20	.SHIM, THRUST (5.1T)	1	1	1	1	1	UR
	3B4-4621F-30	.SHIM, THRUST (5.4T)	1	1	1	1	1	UR
20	3B4-46326-00	.GEAR, WHEEL 1	1	1	1	1	1	
21	93306-00704	.BEARING	1	1	1	1	1	
22	93306-207U0	.BEARING	1	1	1	1	1	
23	93102-35009	.OIL SEAL	2	2	2	2	2	
24	3B4-46152-00	.HOUSING, BEARING	1	1	1	1	1	
25	90340-14002	.PLUG, STRAIGHT SCREW	1	1	1	1	1	
26	90340-14029	.PLUG, STRAIGHT SCREW	1	1	1	1	1	
27	214-11198-01	.GASKET	2	2	2	2	2	
28	5UG-15371-00	.BREATHER	1	1	1	1	1	
29	99530-10014	.PIN, DOWEL	2	2	2	2	2	
30	97022-08035	.BOLT	11	11	11	11	11	
31	92902-08600	.WASHER, PLATE	11	11	11	11	11	
32	97022-08025	.BOLT	4	4	4	4	4	
33	92902-08600	.WASHER, PLATE	4	4	4	4	4	
34	3B4-4631A-01	.GSKT., CASE	1	1	1	1	1	
35	90201-08087	.WASHER, PLATE	1	1	1	1	1	
36	95022-08012	.BOLT, FLANGE	1	1	1	1	1	
37	3B4-46344-00	.SHIM (0.25T)	1	1	1	1	1	UR
	3B4-46344-10	.SHIM (0.30T)	1	1	1	1	1	UR
	3B4-46344-20	.SHIM (0.35T)	1	1	1	1	1	UR
	3B4-46344-30	.SHIM (0.40T)	1	1	1	1	1	UR
	3B4-46344-40	.SHIM (0.45T)	1	1	1	1	1	UR



FIG. 27 FRONT DIFFERENTIAL

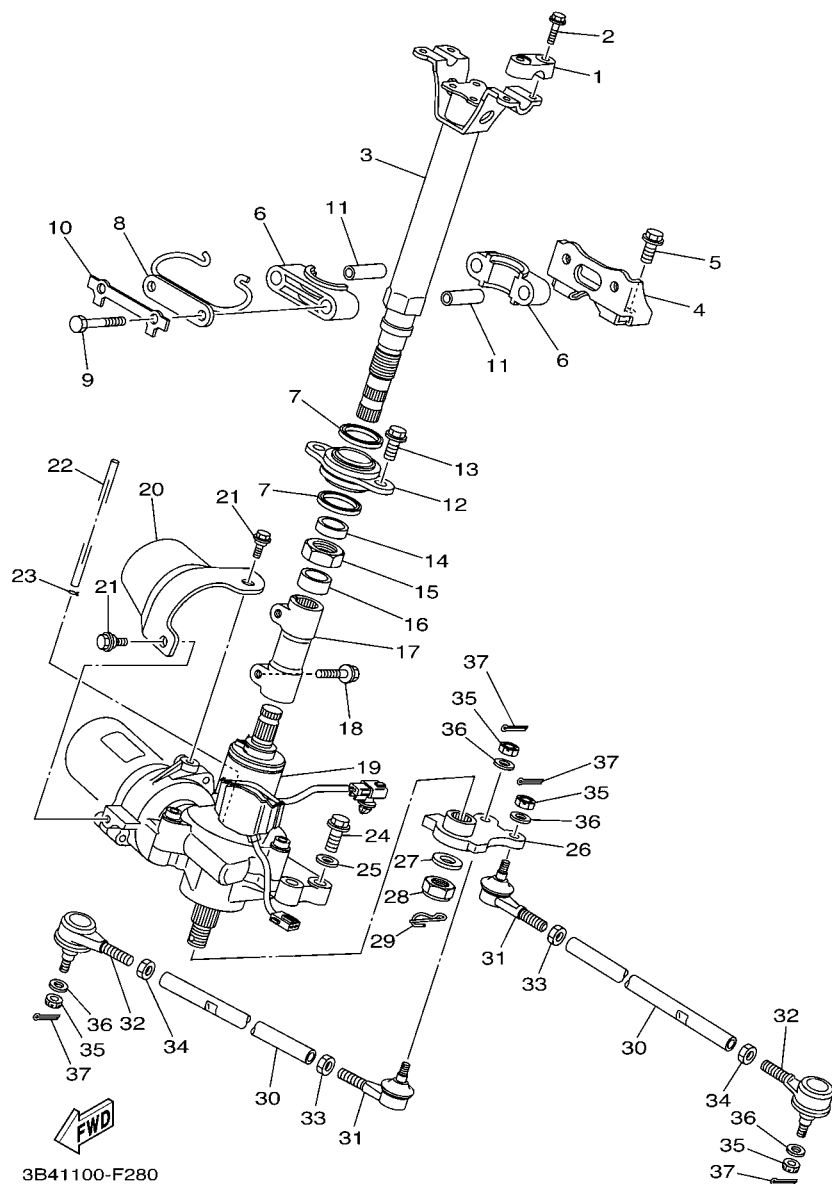


3B41100-F270

REF. NO.	PART NO.	DESCRIPTION	USA	CAN	EUR	OCE	JPN	REMARKS
1	3B4-46160-00	FRONT AXLE GEAR CASE COMP.	1	1	1	1	1	
2	3B4-46162-00	.HOUSING, BEARING 2	1	1	1	1	1	
3	3B4-46161-00	.HOUSING, SHAFT DRIVE 2	1	1	1	1	1	
4	3B4-46141-00	.PINION, DRIVE 2	1	1	1	1	1	
5	3B4-67839-00	.CUPLING	1	1	1	1	1	
6	3B4-46470-00	.LIMITED SLIP DIFF. ASSY	1	1	1	1	1	
7	3B4-46117-00	.SHIM, RING GEAR (0.1T)	1	1	1	1	1	UR
	3B4-46117-10	.SHIM, RING GEAR (0.2T)	1	1	1	1	1	UR
	3B4-46117-20	.SHIM, RING GEAR (0.3T)	1	1	1	1	1	UR
	3B4-46117-30	.SHIM, RING GEAR (0.4T)	1	1	1	1	1	UR
8	93306-00613	.BEARING	2	2	2	2	2	
9	3B4-46164-00	.BEARING 1	1	1	1	1	1	
10	3B4-46166-00	.BEARING 3	1	1	1	1	1	
11	3B4-46134-00	.O-RING 1	1	1	1	1	1	
12	3B4-46135-00	.O-RING 2	1	1	1	1	1	
13	93105-46001	.OIL SEAL	1	1	1	1	1	
14	3B4-46163-00	.SEAL,OIL 1	2	2	2	2	2	
15	3B4-47359-00	.WASHER	1	1	1	1	1	
16	3B4-4616A-00	.SERVO MOTOR COMP	1	1	1	1	1	
17	90340-10001	.PLUG, STRAIGHT SCREW	1	1	1	1	1	
18	90430-10003	.GASKET	1	1	1	1	1	
19	95812-06014	.BOLT, FLANGE	3	3	3	3	3	
20	95812-08040	.BOLT, FLANGE	5	5	5	5	5	
21	3B4-46142-00	.RING,HOLE SNAP 1	1	1	1	1	1	
22	4WV-46145-10	.NUT 1	1	1	1	1	1	
23	90340-14029	PLUG, STRAIGHT SCREW	1	1	1	1	1	
24	214-11198-01	GASKET	1	1	1	1	1	

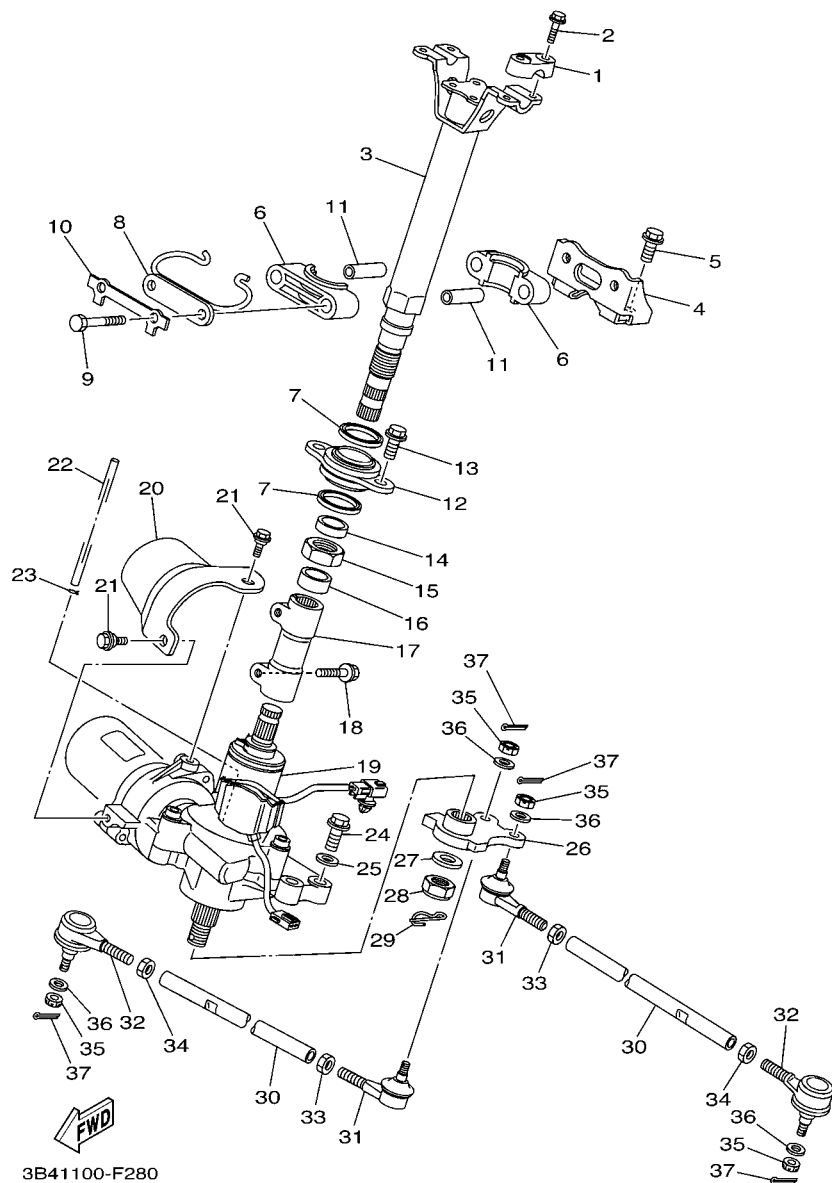


FIG. 28 STEERING



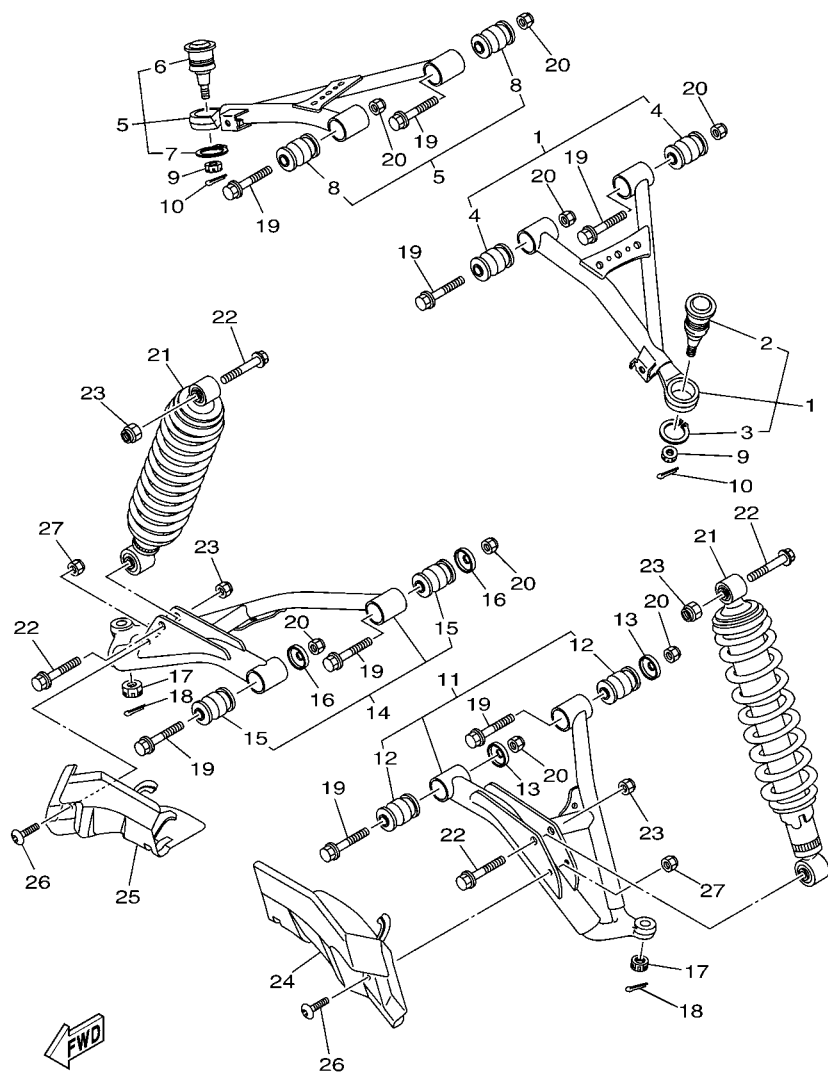
REF. NO.	PART NO.	DESCRIPTION	USA	CAN	EUR	OCE	JPN	REMARKS
1	8K1-23814-00	HOLDER, HANDLE	2	2	2	2	2	
2	95822-08030	BOLT, FLANGE	4	4	4	4	4	
3	3B4-23813-00	COLUMN, STEERING 2	1	1	1	1	1	
4	3B4-22517-00	SUPT., STRG. COLUMN	1	1	1	1	1	
5	90105-10204	BOLT, FLANGE	2	2	2	2	2	
6	1UY-23812-00	PLANE BEARING, STEERING	2	2	2	2	2	
7	93112-31011	OIL SEAL	2	2	2	2	2	
8	5GH-23868-00	BRACKET, STEERING LOWER	1	1	1	1	1	
9	97022-08060	BOLT	2	2	2	2	2	
10	1UY-23894-01	WASHER, LOCK 1	1	1	1	1	1	
11	90387-090R0	COLLAR	2	2	2	2	2	
12	3B4-23875-00	PLANE BEARING, STEERING LOWER	1	1	1	1	1	
13	90105-10204	BOLT, FLANGE	2	2	2	2	2	
14	90387-22014	COLLAR	1	1	1	1	1	
15	90185-22008	NUT, SELF-LOCKING	1	1	1	1	1	
16	90387-22591	COLLAR	1	1	1	1	1	
17	3B4-2381B-00	JOINT	1	1	1	1	1	
18	90119-08106	BOLT, WITH WASHER	2	2	2	2	2	
19	3B4-238B0-10	POWER STRG. ACTUATOR ASSY	1	1	1	1	1	
20	3B4-238B6-00	COVER, MOTOR	1	1	1	1	1	
21	90109-06172	BOLT	2	2	2	2	2	
22	90445-070F1	HOSE (L950)	1	1	1	1	1	
23	90467-07029	CLIP	1	1	1	1	1	
24	90105-08153	BOLT, FLANGE	4	4	4	4	4	
25	90201-08048	WASHER, PLATE	4	4	4	4	4	
26	3B4-23816-00	ARM, PITMAN	1	1	1	1	1	
27	90201-16021	WASHER, PLATE	1	1	1	1	1	

FIG. 28 STEERING



REF. NO.	PART NO.	DESCRIPTION	USA	CAN	EUR	OCE	JPN	REMARKS
28	95612-16100	NUT, U	1	1	1	1	1	
29	90468-18195	CLIP	1	1	1	1	1	
30	5KM-23831-00	ROD, TIE	2	2	2	2	2	
31	1UY-23841-01	JOINT, UNIVERSAL 1	2	2	2	2	2	
32	1UY-23845-01	JOINT, UNIVERSAL 2	2	2	2	2	2	
33	95302-10700	NUT	2	2	2	2	2	
34	90170-10010	NUT	2	2	2	2	2	(L.H. THREAD)
35	90171-10001	NUT, CASTLE	4	4	4	4	4	
36	90209-10229	WASHER	4	4	4	4	4	
37	91401-20020	PIN, COTTER	4	4	4	4	4	

FIG. 29 FRONT SUSPENSION & WHEEL



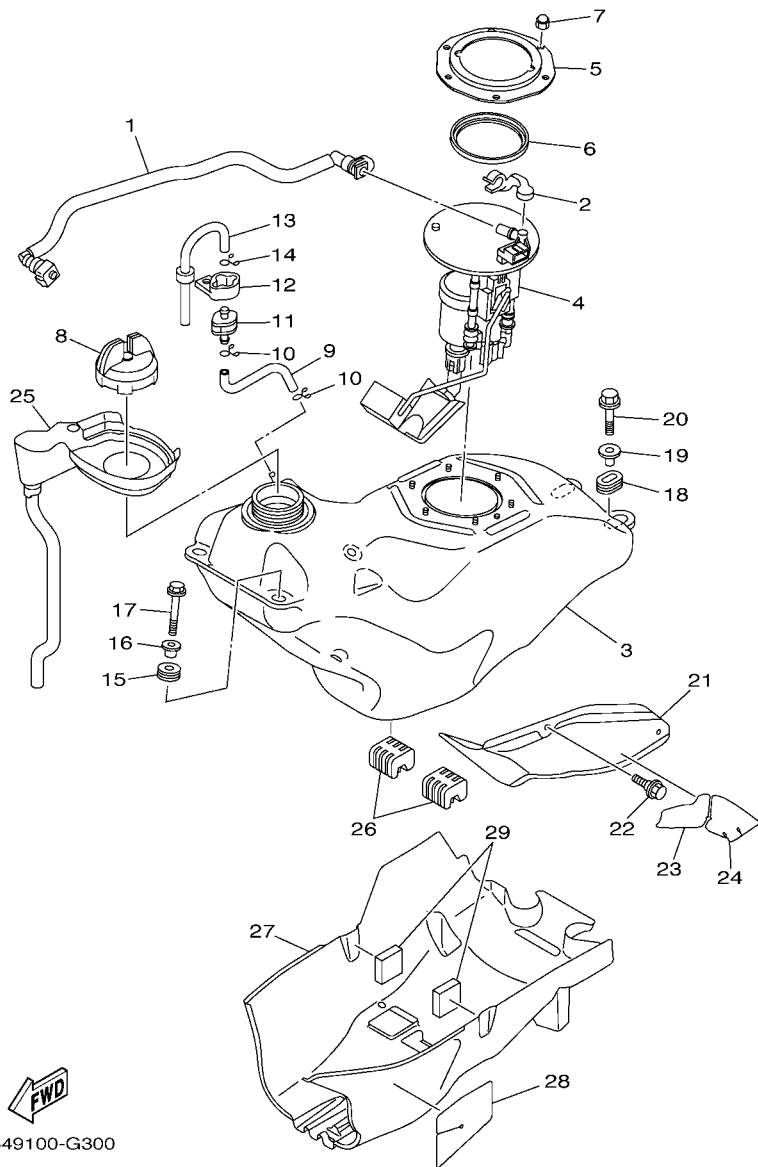
3B41100-F290

REF. NO.	PART NO.	DESCRIPTION	USA	CAN	EUR	OCE	JPN	REMARKS
1	3B4-23540-00	FRONT UPPER ARM COMP. (LEFT)	1	1				
	3B4-23540-11	FRONT UPPER ARM COMP. (LEFT)			1	1	1	
2	5LP-23579-00	.BALL JOINT 2	1	1	1	1	1	
3	99009-30400	.CIRCLIP	1	1	1	1	1	
4	5KM-23526-10	.BUSH	2	2	2	2	2	
5	3B4-23550-00	FRONT UPPER ARM COMP. (RIGHT)	1	1				
	3B4-23550-11	FRONT UPPER ARM COMP. (RIGHT)			1	1	1	
6	5LP-23579-00	.BALL JOINT 2	1	1	1	1	1	
7	99009-30400	.CIRCLIP	1	1	1	1	1	
8	5KM-23526-10	.BUSH	2	2	2	2	2	
9	90171-10001	NUT, CASTLE	2	2	2	2	2	
10	91401-20020	PIN, COTTER	2	2	2	2	2	
11	3B4-23570-00	FRONT LOWER ARM COMP. (LEFT)	1	1				
	3B4-23570-11	FRONT LOWER ARM COMP. (LEFT)			1	1	1	
12	5KM-23526-10	.BUSH	2	2	2	2	2	
13	5KM-22149-10	WASHER	2	2	2	2	2	
14	3B4-23580-00	FRONT LOWER ARM COMP. (RIGHT)	1	1				
	3B4-23580-11	FRONT LOWER ARM COMP. (RIGHT)			1	1	1	
15	5KM-23526-10	.BUSH	2	2	2	2	2	
16	5KM-22149-10	WASHER	2	2	2	2	2	
17	90171-12001	NUT, CASTLE	2	2	2	2	2	
18	91490-25020	PIN, COTTER	2	2	2	2	2	
19	90105-10222	BOLT, FLANGE	8	8	8	8	8	
20	90185-10012	NUT, SELF-LOCKING	8	8	8	8	8	
21	3B4-23350-01	SHOCK ABSORBER ASSY	2	2	2	2	2	
22	90105-10131	BOLT, FLANGE	4	4	4	4	4	
23	90185-10012	NUT, SELF-LOCKING	4	4	4	4	4	





FIG. 30 FUEL TANK



3B49100-G300

REF. NO.	PART NO.	DESCRIPTION	USA	CAN	EUR	OCE	JPN	REMARKS
1	3B4-13971-10	PIPE, FUEL 1	1	1				
	3B4-13971-00	PIPE, FUEL 1			1	1	1	
2	90464-14004	CLAMP	1	1	1	1	1	
3	3B4-24110-10	FUEL TANK COMP.	1	1				
	3B4-24110-00	FUEL TANK COMP.			1	1	1	
4	3B4-13907-00	FUEL PUMP COMP.	1	1	1	1	1	
5	3B4-24491-00	BRACKET, FUEL PUMP	1	1	1	1	1	
6	1S3-24486-00	O-RING	1	1	1	1	1	
7	95302-06800	NUT, CROWN	6	6	6	6	6	
8	3B4-24610-00	CAP ASSY	1	1	1	1	1	
9	3B4-24312-00	PIPE 2	1	1	1	1	1	
10	90467-09006	CLIP	2	2	2	2	2	
11	3B4-24380-00	PIPE JOINT ASSY	1	1	1	1	1	
12	3B4-24398-00	BAND 1	1	1	1	1	1	
13	3B4-24313-00	PIPE 3	1	1	1	1	1	
14	90467-09006	CLIP	1	1	1	1	1	
15	90480-18290	GROMMET	2	2	2	2	2	
16	90387-066J1	COLLAR	2	2	2	2	2	
17	95802-06030	BOLT, FLANGE	2	2	2	2	2	
18	90480-01400	GROMMET	2	2	2	2	2	
19	90387-07021	COLLAR	2	2	2	2	2	
20	95802-06030	BOLT, FLANGE	2	2	2	2	2	
21	3B4-24129-00	COVER, SIDE 1	1	1	1	1	1	
22	90109-06172	BOLT	2	2	2	2	2	
23	3B4-2414J-00	DAMPER, PLATE 2	1	1	1	1	1	
24	3B4-2414K-00	DAMPER, PLATE 3	1	1	1	1	1	
25	3B4-2414F-00	COVER, FILLER COMP.	1	1	1	1	1	

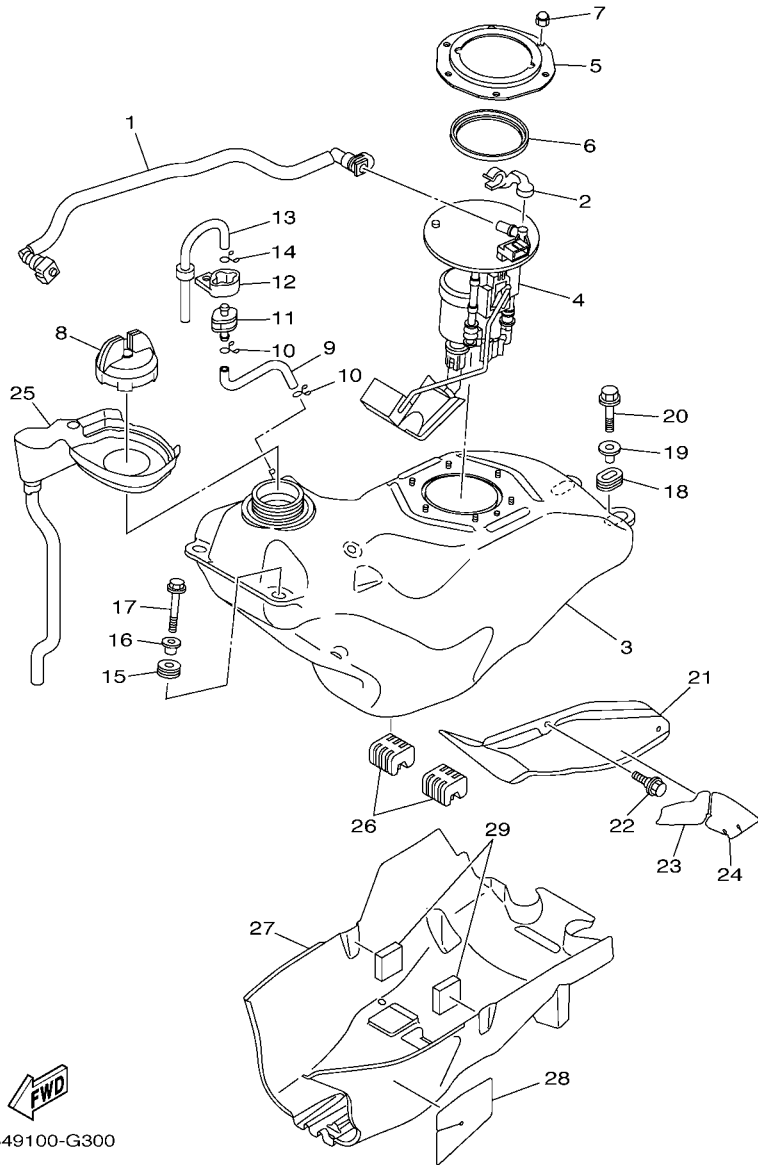
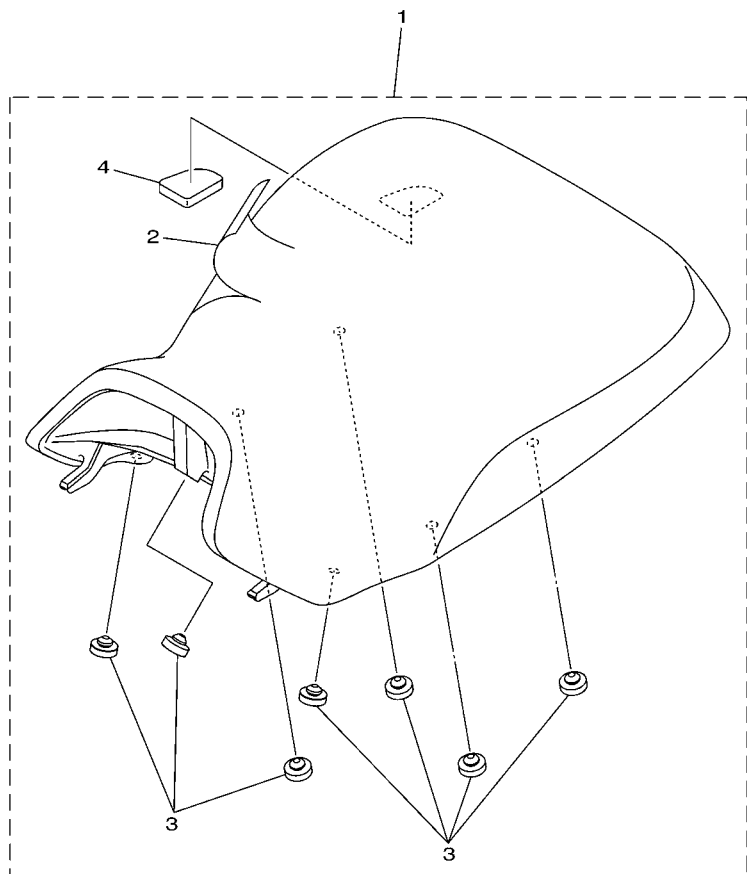


FIG. 30 FUEL TANK

REF. NO.	PART NO.	DESCRIPTION	USA	CAN	EUR	OCE	JPN	REMARKS
26	3B4-24181-00	DAMPER, LOCATING 1	2	2	2	2	2	
27	3B4-24141-00	PROTECTOR, FUEL TANK	1	1	1	1	1	
28	3B4-2416G-00	INSULATOR, FUEL TANK 2	1	1	1	1	1	
29	3B4-24182-00	DAMPER, LOCATING 2	2	2				
-----								
-----								
-----								
-----								
-----								
-----								
-----								
-----								
-----								

FIG. 31 SEAT

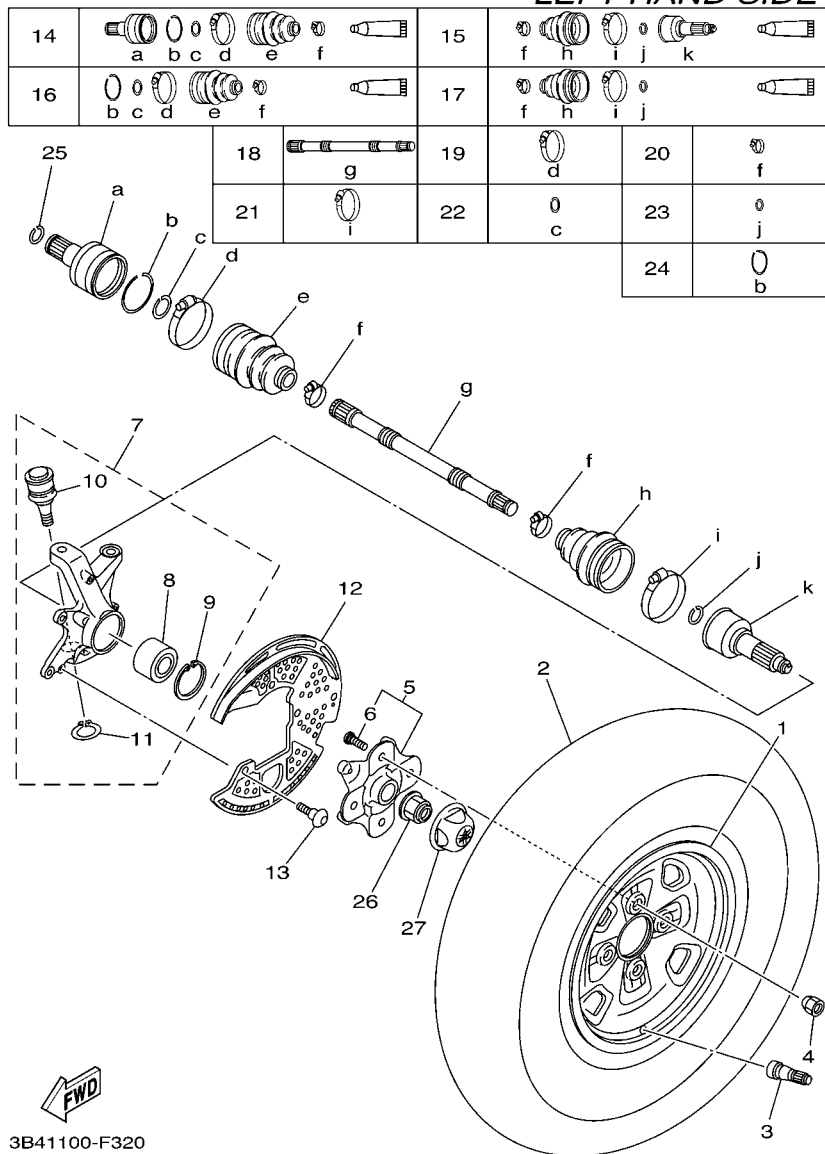


REF. NO.	PART NO.	DESCRIPTION	USA	CAN	EUR	OCE	JPN	REMARKS
1	3B4-24710-01	SINGLE SEAT ASSY	1	1			1	FOR PDG,RTR,DPBSN
	3B4-24710-31	SINGLE SEAT ASSY			1			UR FOR PDG,RTR
	3B4-24710-11	SINGLE SEAT ASSY			1			UR FOR DPBSE
	3B4-24710-21	SINGLE SEAT ASSY				1		FOR DPBSE
2	3B4-2470F-00	.SEAT COVER COMP.	1	1			1	FOR PDG,RTR,DPBSN
	3B4-2470F-30	.SEAT COVER COMP.			1			UR FOR PDG,RTR
	3B4-2470F-10	.SEAT COVER COMP.			1			UR FOR DPBSE
	3B4-2470F-20	.SEAT COVER COMP.				1		FOR DPBSE
3	22W-24741-00	.PAD, SEAT	7	7	7	7	7	
4	3B4-24725-00	.SPACER	1	1	1	1	1	

  
3B41100-F310

FIG. 32 FRONT WHEEL

LEFT HAND SIDE

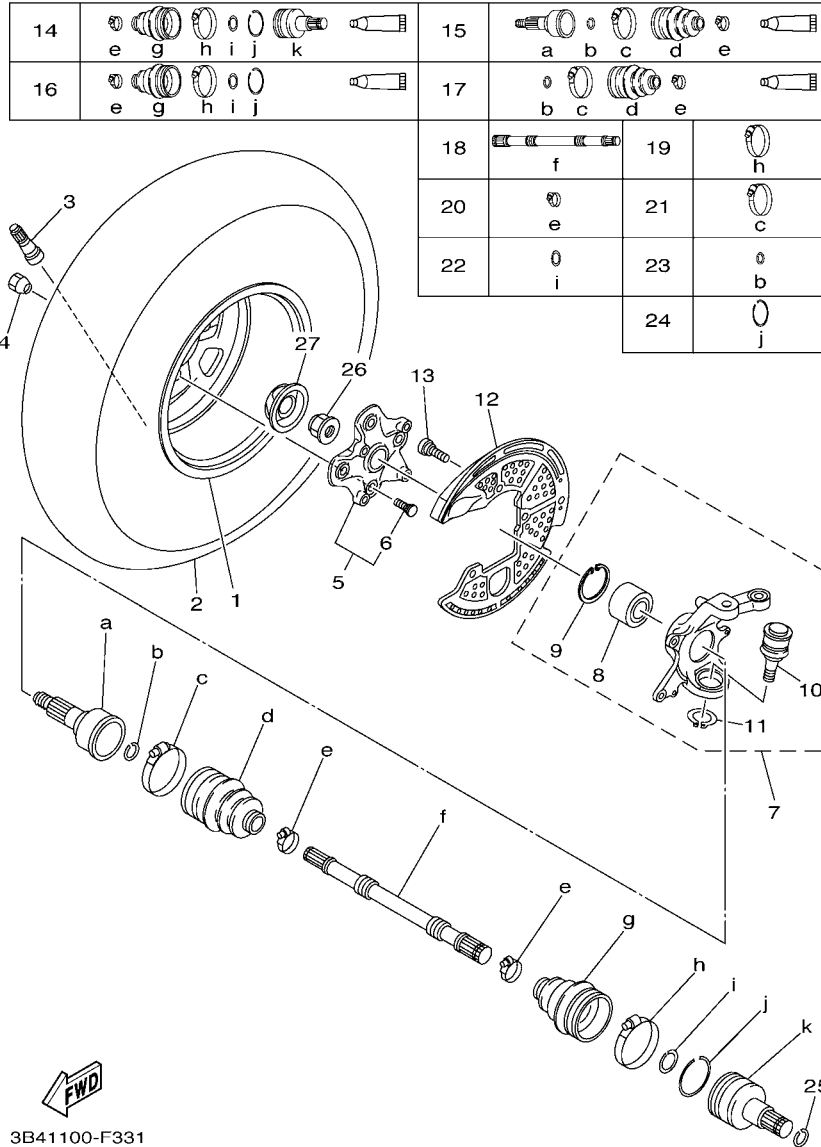


REF. NO.	PART NO.	DESCRIPTION	USA	CAN	EUR	OC	JPN	REMARKS
1	3B4-25180-00	WHEEL COMP.	1	1	1	1	1	
2	94108-12012	TIRE (AT25X8-12** KT421 T/L N)	1	1	1		1	DUNLOP
	94108-12008	TIRE(AT25X8-12,C828 4P/TL)					1	CHENG SHIN
3	93900-00030	VALVE, RIM (TR412)	1	1	1	1	1	TAIHEIYO
4	90179-10020	NUT	4	4	4	4	4	
5	3B4-25111-10	HUB, FRONT	1	1	1	1	1	
6	90114-10014	.BOLT, SERRATION	4	4	4	4	4	
7	3B4-23501-00	STEERING KNUCKLE ASSY (LEFT)	1	1	1	1	1	
8	93305-00602	.BEARING	1	1	1	1	1	
9	99009-55500	.CIRCLIP	1	1	1	1	1	
10	3B4-23579-00	.BALL JOINT 2	1	1	1	1	1	
11	99009-30400	.CIRCLIP	1	1	1	1	1	
12	3B4-2514A-00	RING, WHEEL 1 (LEFT)	1	1	1	1	1	
13	90154-06014	SCREW, BINDING	3	3	3	3	3	
14	3B4-2510J-00	DOUBLE OFF SET JOINT	1	1	1	1	1	
15	3B4-2510F-00	BALL JOINT SET	1	1	1	1	1	
16	3B4-2510H-00	BOOT SET(DOUBLE OFFSET JOINT)	1	1	1	1	1	
17	3B4-2510G-00	BOOT SET (BALL JOINT)	1	1	1	1	1	
18	3B4-2518E-00	SHAFT	1	1	1	1	1	
19	3B4-2511H-00	BOOT BAND(DOUBLE OFFSET JOINT)	1	1	1	1	1	
20	3B4-2512G-00	BOOT BAND (SMALL)	2	2	2	2	2	
21	3B4-2511G-00	BOOT BAND (BALL JOINT)	1	1	1	1	1	
22	3B4-2512J-00	SNAP RING	1	1	1	1	1	
23	3B4-2512H-00	CIRCLIP	1	1	1	1	1	
24	3B4-25182-00	CIRCLIP	1	1	1	1	1	
25	93450-22119	CIRCLIP	1	1	1	1	1	
26	90179-20016	NUT	1	1	1	1	1	



FIG. 33 FRONT WHEEL 2

RIGHT HAND SIDE

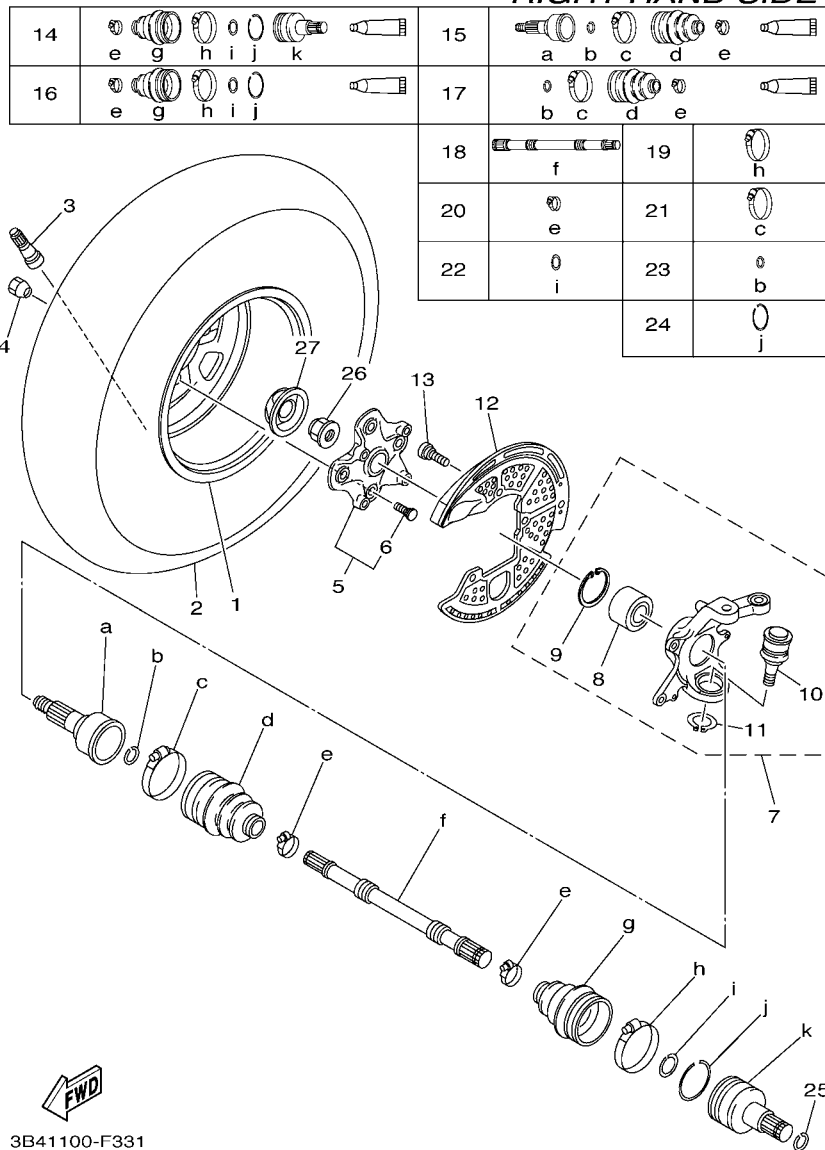


**FWD**  
3B41100-F331

REF. NO.	PART NO.	DESCRIPTION	USA	CAN	EUR	OCE	JPN	REMARKS
1	3B4-25180-00	WHEEL COMP.	1	1	1	1	1	
2	94108-12012	TIRE (AT25X8-12** KT421 T/L N)	1	1	1		1	DUNLOP
	94108-12008	TIRE(AT25X8-12,C828 4P/TL)				1		CHENG SHIN
3	93900-00030	VALVE, RIM (TR412)	1	1	1	1	1	TAIHEIYO
4	90179-10020	NUT	4	4	4	4	4	
5	3B4-25111-10	HUB, FRONT	1	1	1	1	1	
6	90114-10014	.BOLT, SERRATION	4	4	4	4	4	
7	3B4-23502-00	STEERING KNUCKLE ASSY (RIGHT)	1	1	1	1	1	
8	93305-00602	.BEARING	1	1	1	1	1	
9	99009-55500	.CIRCLIP	1	1	1	1	1	
10	3B4-23579-00	.BALL JOINT 2	1	1	1	1	1	
11	99009-30400	.CIRCLIP	1	1	1	1	1	
12	3B4-2515A-00	RING, WHEEL 2 (RIGHT)	1	1	1	1	1	
13	90154-06014	SCREW, BINDING	3	3	3	3	3	
14	3B4-2510J-00	DOUBLE OFF SET JOINT	1	1	1	1	1	
15	3B4-2510F-00	BALL JOINT SET	1	1	1	1	1	
16	3B4-2510H-00	BOOT SET(DOUBLE OFFSET JOINT)	1	1	1	1	1	
17	3B4-2510G-00	BOOT SET (BALL JOINT)	1	1	1	1	1	
18	3B4-2518E-00	SHAFT	1	1	1	1	1	
19	3B4-2511H-00	BOOT BAND(DOUBLE OFFSET JOINT)	1	1	1	1	1	
20	3B4-2512G-00	BOOT BAND (SMALL)	2	2	2	2	2	
21	3B4-2511G-00	BOOT BAND (BALL JOINT)	1	1	1	1	1	
22	3B4-2512J-00	SNAP RING	1	1	1	1	1	
23	3B4-2512H-00	CIRCLIP	1	1	1	1	1	
24	3B4-25182-00	CIRCLIP	1	1	1	1	1	
25	93450-22119	CIRCLIP	1	1	1	1	1	
26	90179-20016	NUT	1	1	1	1	1	

FIG. 33 FRONT WHEEL 2

RIGHT HAND SIDE

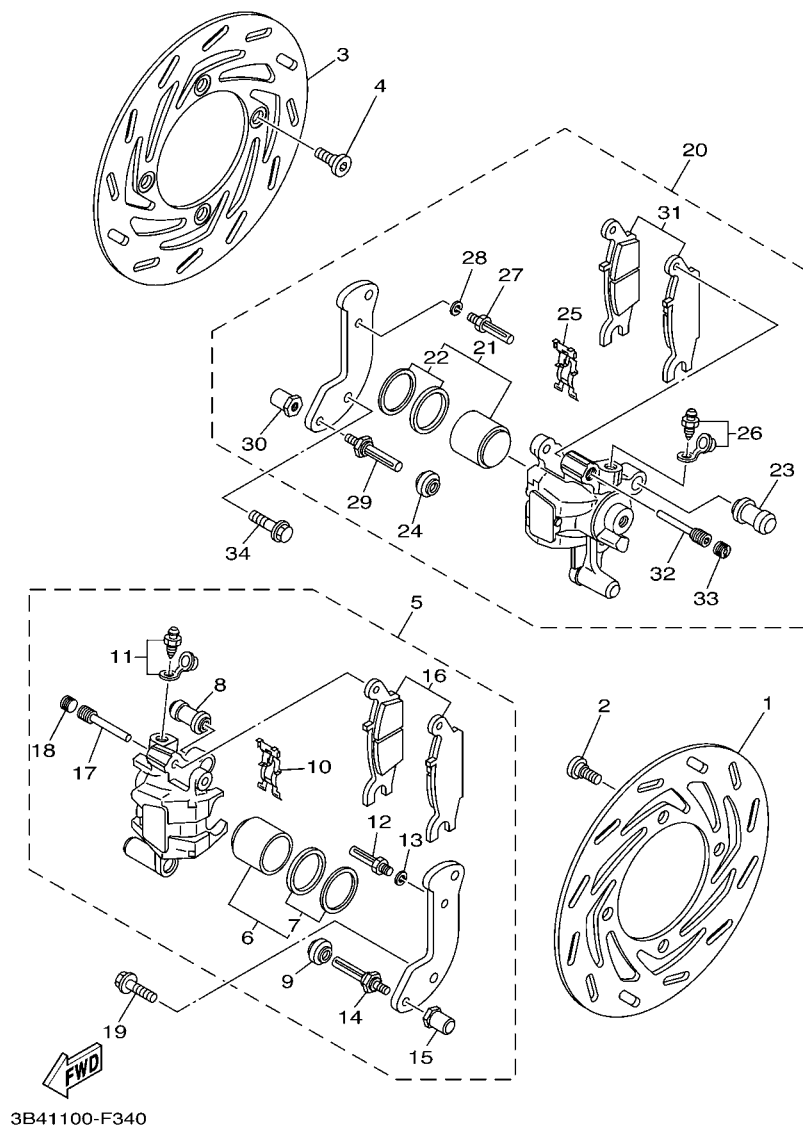


3B41100-F331

14		15	
16		17	
		18	
		19	
		20	
		21	
		22	
		23	
		24	

REF. NO.	PART NO.	DESCRIPTION	USA	CAN	EUR	OCE	JPN	REMARKS
27	3B4-2512A-00	CAP, WHEEL	1	1	1	1	1	

**FIG. 34 FRONT BRAKE CALIPER**



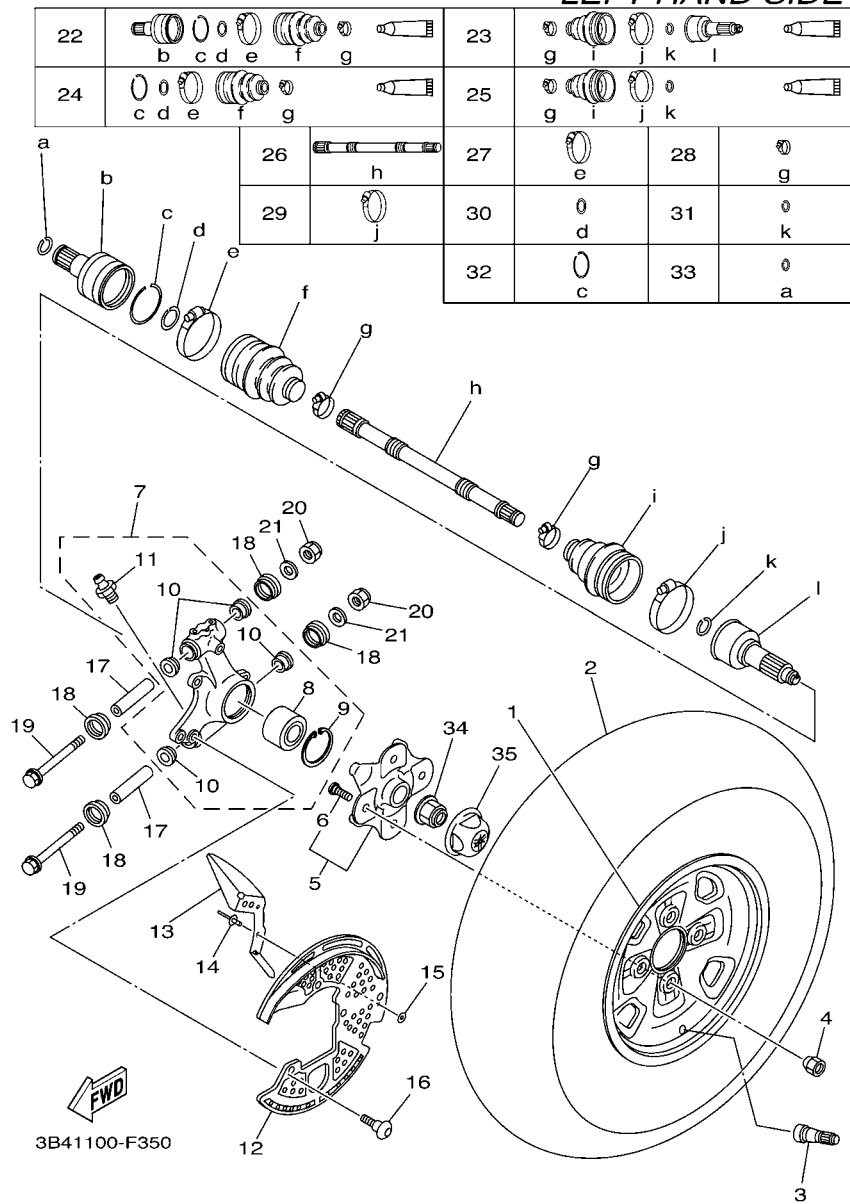
REF. NO.	PART NO.	DESCRIPTION	USA	CAN	EUR	OCE	JPN	REMARKS
1	3B4-2582T-01	DISC, BRAKE (LEFT)	1	1	1	1	1	
2	90109-08101	BOLT	4	4	4	4	4	
3	3B4-2582T-01	DISC, BRAKE (LEFT)	1	1	1	1	1	
4	90109-08101	BOLT	4	4	4	4	4	
5	3B4-2580T-01	CALIPER ASSY (LEFT)	1	1	1	1	1	
6	3B4-W0057-00	.PISTON ASSY, CALIPER	1	1	1	1	1	
7	3B4-W0047-00	..CALIPER SEAL KIT	1	1	1	1	1	
8	1UY-25937-51	.BOOT 2	1	1	1	1	1	
9	3JD-25917-00	.BOOT, CALIPER	1	1	1	1	1	
10	5DH-25919-00	.SUPPORT, PAD	1	1	1	1	1	
11	1UY-W0048-50	.BLEED SCREW KIT	1	1	1	1	1	
12	1UY-25926-51	.BOLT	1	1	1	1	1	
13	1UY-25938-51	.WASHER, SPRING	1	1	1	1	1	
14	3JD-25926-00	.BOLT	1	1	1	1	1	
15	3JD-25961-00	.NUT	1	1	1	1	1	
16	3B4-W0045-00	.BRAKE PAD KIT	1	1	1	1	1	
17	5DH-25933-00	.PIN, PAD	1	1	1	1	1	
18	8CR-25926-00	.BOLT	1	1	1	1	1	
19	90105-08161	BOLT, FLANGE	2	2	2	2	2	
20	3B4-2580U-01	CALIPER ASSY (RIGHT)	1	1	1	1	1	
21	3B4-W0057-00	.PISTON ASSY, CALIPER	1	1	1	1	1	
22	3B4-W0047-00	..CALIPER SEAL KIT	1	1	1	1	1	
23	1UY-25937-51	.BOOT 2	1	1	1	1	1	
24	3JD-25917-00	.BOOT, CALIPER	1	1	1	1	1	
25	5DH-25919-00	.SUPPORT, PAD	1	1	1	1	1	
26	1UY-W0048-50	.BLEED SCREW KIT	1	1	1	1	1	
27	1UY-25926-51	.BOLT	1	1	1	1	1	





FIG. 35 REAR WHEEL

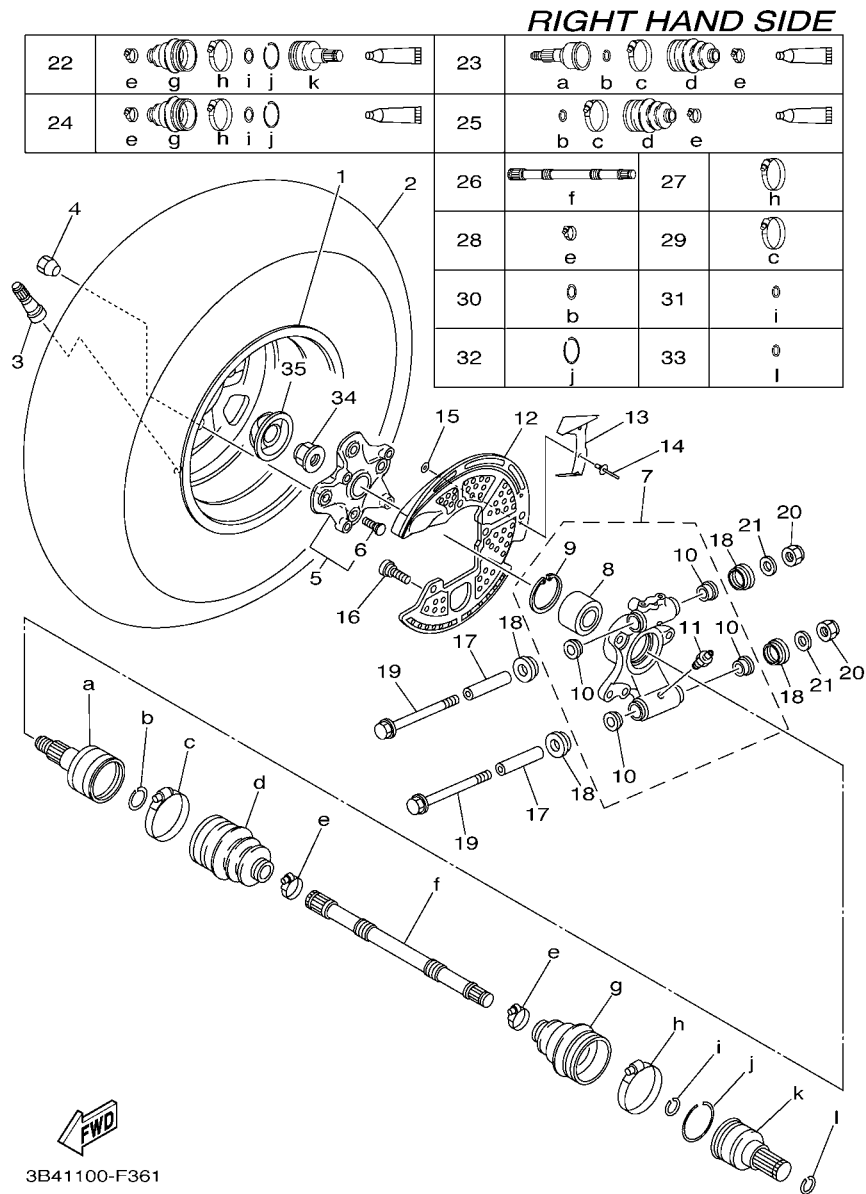
LEFT HAND SIDE



REF. NO.	PART NO.	DESCRIPTION	USA	CAN	EUR	OC	JPN	REMARKS
1	3B4-25390-00	REAR WHEEL COMP.	1	1	1	1	1	
2	94110-12012	TIRE (AT25X10-12** KT425T/L N)	1	1	1		1	DUNLOP
	94110-12008	TIRE(AT25X10-12,C828 4P/TL)				1		CHENG SHIN
3	93900-00030	VALVE, RIM (TR412)	1	1	1	1	1	TAIHEIYO
4	90179-10020	NUT	4	4	4	4	4	
5	3B4-25111-10	HUB, FRONT	1	1	1	1	1	
6	90114-10014	.BOLT, SERRATION	4	4	4	4	4	
7	3B4-2530F-00	REAR KNUCKLE ASSY	1	1	1	1	1	
8	93305-00602	.BEARING	1	1	1	1	1	
9	99009-55500	.CIRCLIP	1	1	1	1	1	
10	90381-17067	.BUSH, SOLID	4	4	4	4	4	
11	93700-06004	.NIPPLE, GREASE	2	2	2	2	2	
12	3B4-2514A-00	RING, WHEEL 1 (LEFT)	1	1	1	1	1	
13	3B4-2539F-00	PLATE 1	1	1	1	1	1	
14	90267-47187	RIVET, BLIND	2	2	2	2	2	
15	90201-04027	WASHER, PLATE	2	2	2	2	2	
16	90154-06014	SCREW, BINDING	3	3	3	3	3	
17	5KM-23448-00	SPACER	2	2	2	2	2	
18	2NL-23517-00	COVER, THRUST 1	4	4	4	4	4	
19	90105-10185	BOLT, FLANGE	2	2	2	2	2	
20	90185-10012	NUT, SELF-LOCKING	2	2	2	2	2	
21	90201-10035	WASHER, PLATE	2	2	2	2	2	
22	3B4-2530V-00	DOUBLE OFF SET JOINT	1	1	1	1	1	
23	3B4-2510F-00	BALL JOINT SET	1	1	1	1	1	
24	3B4-2510H-00	BOOT SET(DOUBLE OFFSET JOINT)	1	1	1	1	1	
25	3B4-2510G-00	BOOT SET (BALL JOINT)	1	1	1	1	1	
26	3B4-2518E-10	SHAFT	1	1	1	1	1	



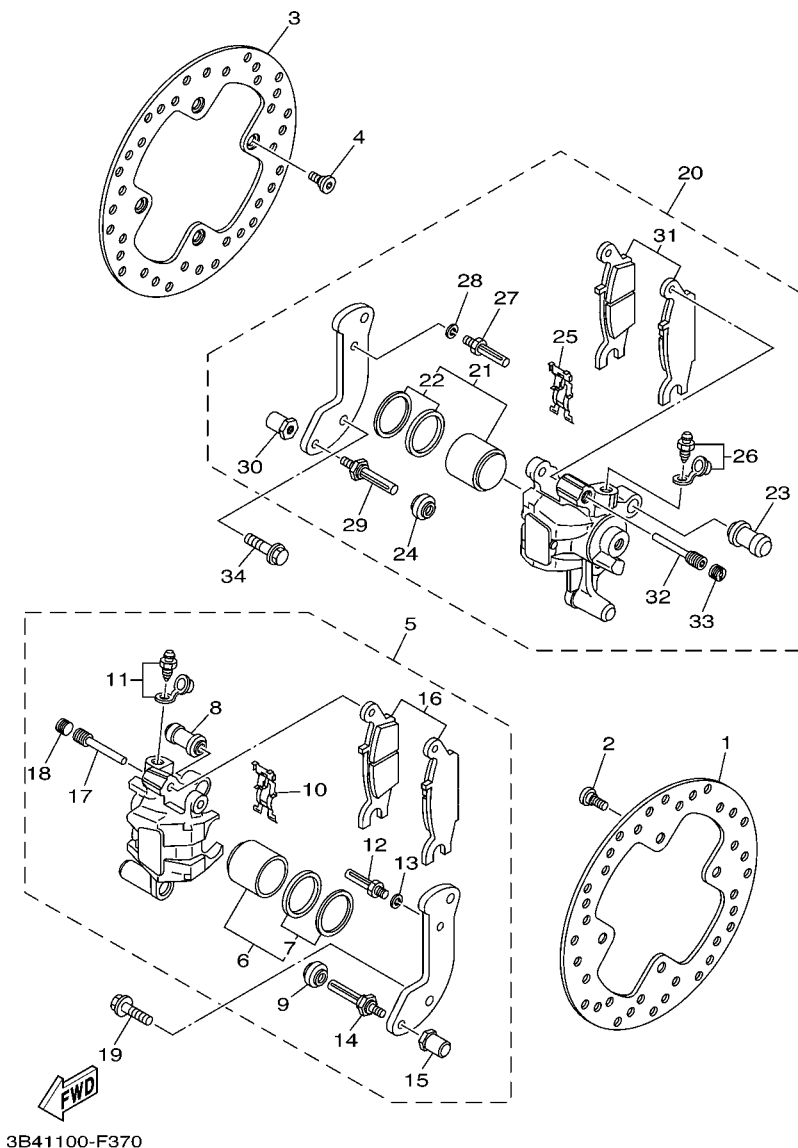
FIG. 36 REAR WHEEL 2



REF. NO.	PART NO.	DESCRIPTION	USA	CAN	EUR	OCE	JPN	REMARKS
1	3B4-25390-00	REAR WHEEL COMP.	1	1	1	1	1	
2	94110-12012	TIRE (AT25X10-12** KT425T/L N)	1	1	1		1	DUNLOP
	94110-12008	TIRE(AT25X10-12,C828 4P/TL)				1		CHENG SHIN
3	93900-00030	VALVE, RIM (TR412)	1	1	1	1	1	TAIHEIYO
4	90179-10020	NUT	4	4	4	4	4	
5	3B4-25111-10	HUB, FRONT	1	1	1	1	1	
6	90114-10014	.BOLT, SERRATION	4	4	4	4	4	
7	3B4-2532F-00	REAR KNUCKLE ASSY.,2	1	1	1	1	1	
8	93305-00602	.BEARING	1	1	1	1	1	
9	99009-55500	.CIRCLIP	1	1	1	1	1	
10	90381-17067	.BUSH, SOLID	4	4	4	4	4	
11	93700-06004	.NIPPLE, GREASE	2	2	2	2	2	
12	3B4-2515A-00	RING, WHEEL 2 (RIGHT)	1	1	1	1	1	
13	3B4-2539G-00	PLATE 2	1	1	1	1	1	
14	90267-47187	RIVET, BLIND	2	2	2	2	2	
15	90201-04027	WASHER, PLATE	2	2	2	2	2	
16	90154-06014	SCREW, BINDING	3	3	3	3	3	
17	5KM-23448-00	SPACER	2	2	2	2	2	
18	2NL-23517-00	COVER, THRUST 1	4	4	4	4	4	
19	90105-10185	BOLT, FLANGE	2	2	2	2	2	
20	90185-10012	NUT, SELF-LOCKING	2	2	2	2	2	
21	90201-10035	WASHER, PLATE	2	2	2	2	2	
22	3B4-2530V-00	DOUBLE OFF SET JOINT	1	1	1	1	1	
23	3B4-2510F-00	BALL JOINT SET	1	1	1	1	1	
24	3B4-2510H-00	BOOT SET(DOUBLE OFFSET JOINT)	1	1	1	1	1	
25	3B4-2510G-00	BOOT SET (BALL JOINT)	1	1	1	1	1	
26	3B4-2518E-10	SHAFT	1	1	1	1	1	



FIG. 37 REAR BRAKE CALIPER

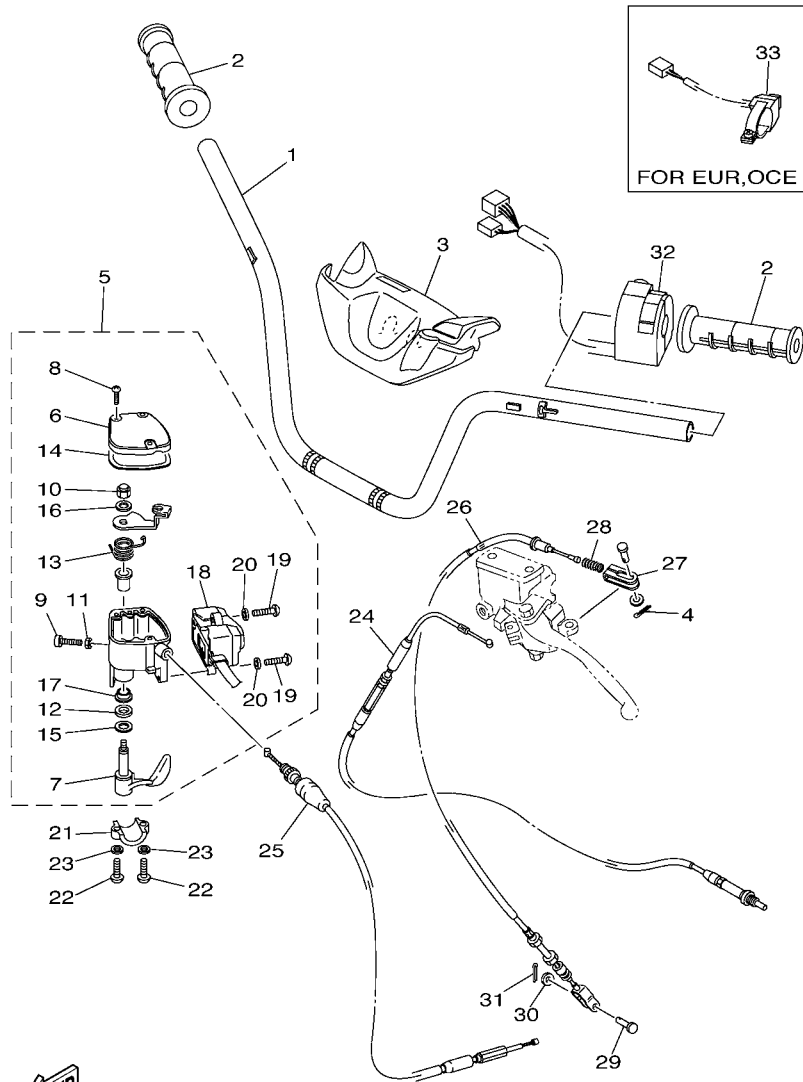


REF. NO.	PART NO.	DESCRIPTION	USA	CAN	EUR	OCE	JPN	REMARKS
1	3B4-2582V-00	DISC, REAR BRAKE 1	1	1	1	1	1	
2	90109-08101	BOLT	4	4	4	4	4	
3	3B4-2582V-00	DISC, REAR BRAKE 1	1	1	1	1	1	
4	90109-08101	BOLT	4	4	4	4	4	
5	3B4-2580V-01	CALIPER ASSY, REAR 1	1	1	1	1	1	
6	3B4-W0057-10	.PISTON ASSY, CALIPER	1	1	1	1	1	
7	3B4-W0047-00	..CALIPER SEAL KIT	1	1	1	1	1	
8	1UY-25937-51	.BOOT 2	1	1	1	1	1	
9	3JD-25917-00	.BOOT, CALIPER	1	1	1	1	1	
10	5DH-25919-50	.SUPPORT, PAD	1	1	1	1	1	
11	1UY-W0048-50	.BLEED SCREW KIT	1	1	1	1	1	
12	1UY-25926-51	.BOLT	1	1	1	1	1	
13	1UY-25938-51	.WASHER, SPRING	1	1	1	1	1	
14	3JD-25926-00	.BOLT	1	1	1	1	1	
15	3JD-25961-00	.NUT	1	1	1	1	1	
16	3B4-W0046-00	.BRAKE PAD KIT 2	1	1	1	1	1	
17	3GD-25933-00	.PIN, PAD	1	1	1	1	1	
18	5DH-25916-00	.PLUG	1	1	1	1	1	
19	90105-08161	BOLT, FLANGE	2	2	2	2	2	
20	3B4-2580W-01	CALIPER ASSY, REAR 2	1	1	1	1	1	
21	3B4-W0057-10	.PISTON ASSY, CALIPER	1	1	1	1	1	
22	3B4-W0047-00	..CALIPER SEAL KIT	1	1	1	1	1	
23	1UY-25937-51	.BOOT 2	1	1	1	1	1	
24	3JD-25917-00	.BOOT, CALIPER	1	1	1	1	1	
25	5DH-25919-50	.SUPPORT, PAD	1	1	1	1	1	
26	1UY-W0048-50	.BLEED SCREW KIT	1	1	1	1	1	
27	1UY-25926-51	.BOLT	1	1	1	1	1	







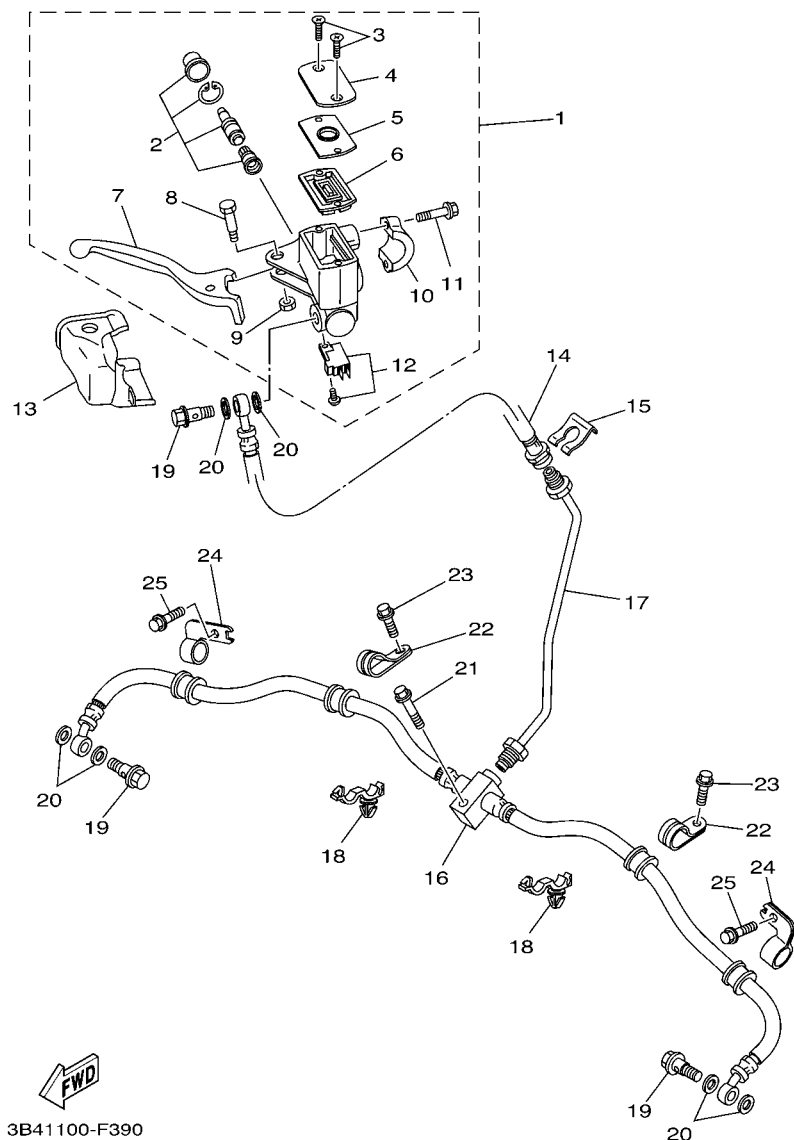


3B49100-G380

FIG. 38 STEERING HANDLE & CABLE

REF. NO.	PART NO.	DESCRIPTION	USA	CAN	EUR	OCE	JPN	REMARKS
28	90501-08665	SPRING, COMPRESSION	1	1	1	1	1	
29	90240-06076	PIN, CLEVIS	1	1	1	1	1	
30	92907-06200	WASHER	1	1	1	1	1	
31	91401-20012	PIN, COTTER	1	1	1	1	1	
32	3B4-83972-00	SWITCH, HANDLE 4	1	1	1	1	1	
33	3B4-83976-00	SWITCH, HANDLE 1			1	1		

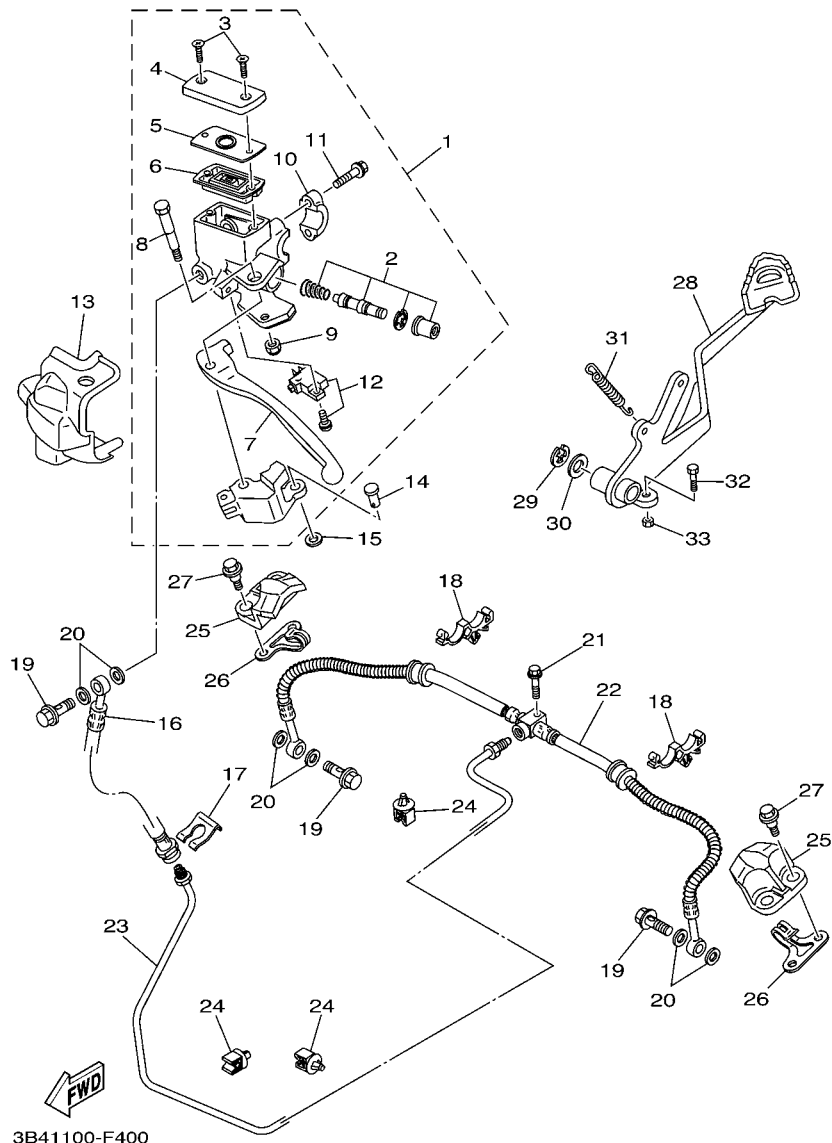
**FIG. 39 FRONT MASTER CYLINDER**



3B41100-F390

REF. NO.	PART NO.	DESCRIPTION	USA	CAN	EUR	OCE	JPN	REMARKS
1	3B4-2583T-00	MASTER CYLINDER ASSY	1	1	1	1	1	
2	5D3-W0041-00	.CYLINDER KIT, MASTER	1	1	1	1	1	
3	98706-04012	.SCREW, FLAT HEAD	2	2	2	2	2	
4	3GM-25852-22	.CAP, RESERVOIR	1	1	1	1	1	
5	3B4-2585B-00	.PLATE, DIAPHRAGM	1	1	1	1	1	
6	4TT-25854-00	.DIAPHRAGM, RESERVOIR	1	1	1	1	1	
7	3B4-83922-00	.LEVER 2	1	1	1	1	1	
8	3B4-2589F-00	.BOLT, LEVER	1	1	1	1	1	
9	95604-06100	.NUT, U	1	1	1	1	1	
10	56A-25867-00	.BRACKET, MASTER CYLINDER	1	1	1	1	1	
11	5EB-26332-00	.BOLT	2	2	2	2	2	
12	4HM-83980-00	.FRONT STOP SWITCH ASSY	1	1	1	1	1	
13	3B4-2637A-01	COVER, HANDLE LEVER 2	1	1	1	1	1	
14	3B4-25872-10	HOSE, BRAKE 1	1	1	1	1	1	
15	2GU-25866-00	CIRCLIP	1	1	1	1	1	
16	3B4-25873-10	HOSE, BRAKE 2	1	1	1	1	1	
17	3B4-25871-10	PIPE, BRAKE	1	1	1	1	1	
18	90464-20010	CLAMP	2	2	2	2	2	
19	90401-10015	BOLT, UNION	3	3	3	3	3	
20	90201-10118	WASHER, PLATE	6	6	6	6	6	
21	95822-06025	BOLT, FLANGE	1	1	1	1	1	
22	3B4-25886-00	HOLDER, BRAKE HOSE	2	2	2	2	2	
23	95802-06012	BOLT, FLANGE	2	2	2	2	2	
24	3B4-25876-10	HOLDER, BRAKE HOSE 2	2	2	2	2	2	
25	95802-06012	BOLT, FLANGE	2	2	2	2	2	

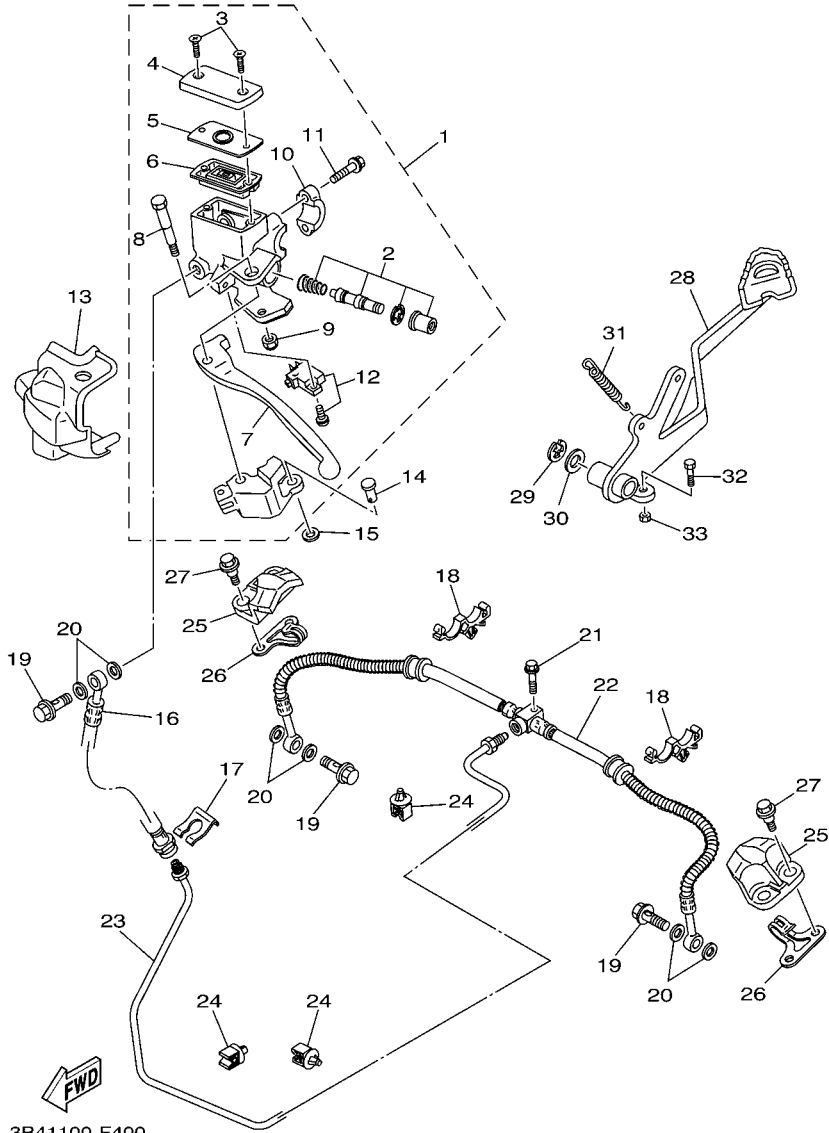
**FIG. 40 REAR MASTER CYLINDER**



3B41100-F400

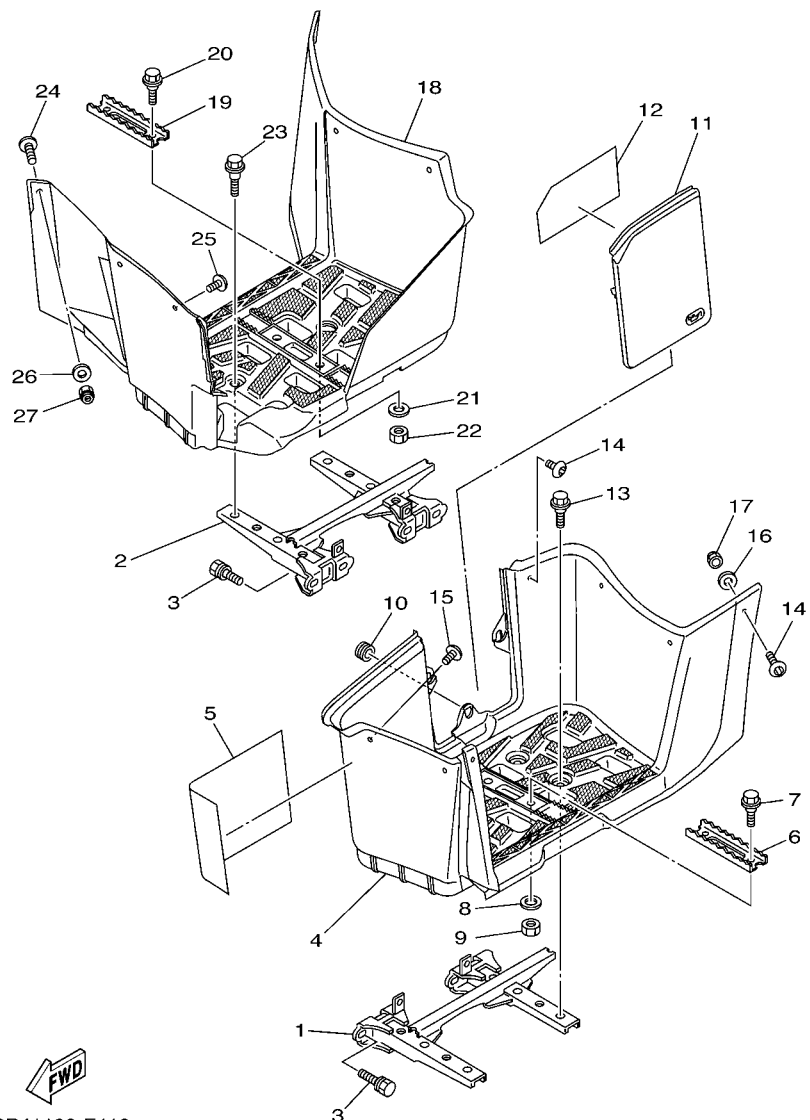
REF. NO.	PART NO.	DESCRIPTION	USA	CAN	EUR	OCE	JPN	REMARKS
1	3B4-2583V-00	RR. MASTER CYLINDER ASSY.	1	1	1	1	1	
2	5LP-W0041-00	.CYLINDER KIT, MASTER	1	1	1	1	1	
3	98706-04012	.SCREW, FLAT HEAD	2	2	2	2	2	
4	3GM-25852-22	.CAP, RESERVOIR	1	1	1	1	1	
5	3B4-2585B-00	.PLATE, DIAPHRAGM	1	1	1	1	1	
6	4TT-25854-00	.DIAPHRAGM, RESERVOIR	1	1	1	1	1	
7	3B4-83912-00	.LEVER 1	1	1	1	1	1	
8	3B4-2589F-10	.BOLT, LEVER	1	1	1	1	1	
9	3B4-26294-00	.NUT 1	1	1	1	1	1	
10	56A-25867-00	.BRACKET, MASTER CYLINDER	1	1	1	1	1	
11	5EB-26332-00	.BOLT	2	2	2	2	2	
12	3B4-83980-00	.FRONT STOP SWITCH ASSY	1	1	1	1	1	
13	3B4-26372-00	COVER, HANDLE LEVER 1	1	1	1	1	1	
14	90240-08013	PIN, CLEVIS	1	1	1	1	1	
15	92902-08600	WASHER, PLATE	1	1	1	1	1	
16	3B4-25872-10	HOSE, BRAKE 1	1	1	1	1	1	
17	2GU-25866-00	CIRCLIP	1	1	1	1	1	
18	90464-16006	CLAMP	2	2	2	2	2	
19	90401-10015	BOLT, UNION	3	3	3	3	3	
20	90201-10118	WASHER, PLATE	6	6	6	6	6	
21	95822-06025	BOLT, FLANGE	1	1	1	1	1	
22	3B4-25874-10	HOSE, BRAKE	1	1	1	1	1	
23	3B4-25882-10	PIPE, BRAKE 2	1	1	1	1	1	
24	5KM-81677-00	CLAMP 1	4	4	4	4	4	
25	3B4-25715-00	COVER 1	2	2	2	2	2	
26	3B4-2588F-00	HOLDER, BRAKE HOSE 5	2	2	2	2	2	
27	90109-06172	BOLT	4	4	4	4	4	

**FIG. 40 REAR MASTER CYLINDER**



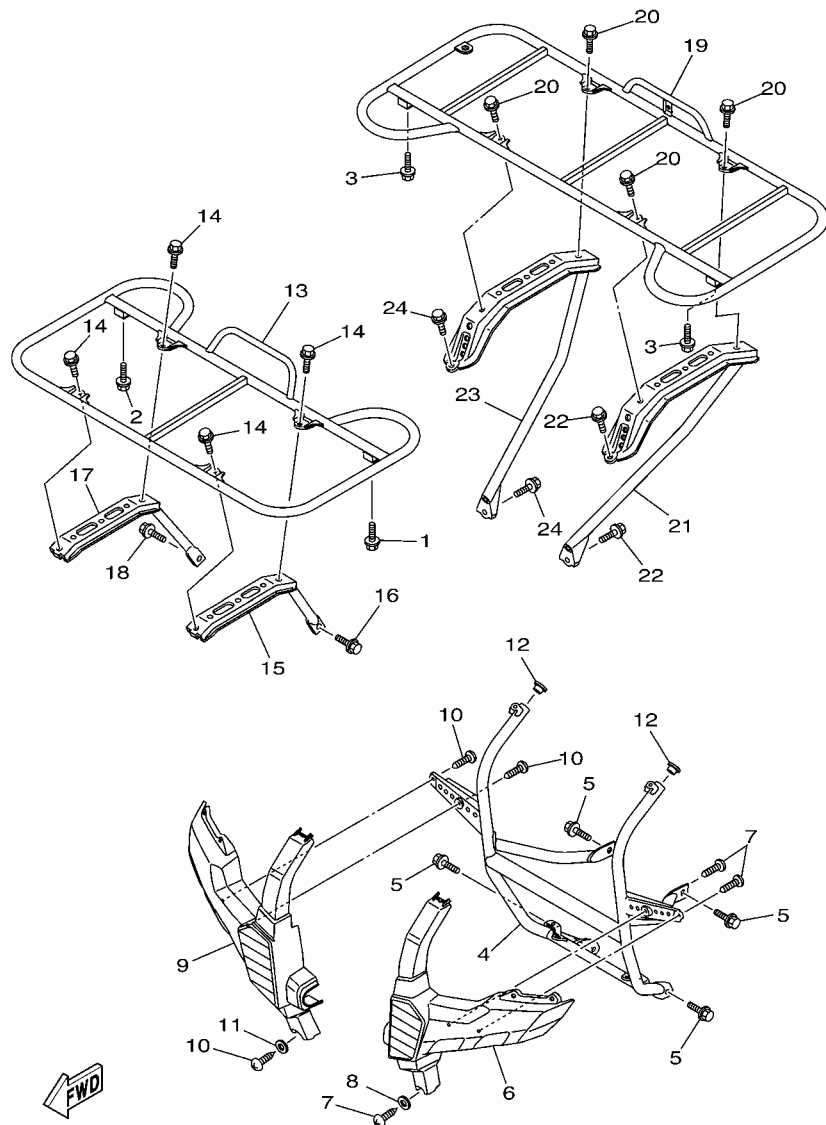
REF. NO.	PART NO.	DESCRIPTION	USA	CAN	EUR	OCE	JPN	REMARKS
28	3B4-27211-00	PEDAL, BRAKE	1	1	1	1	1	
29	99001-10600	CIRCLIP	1	1	1	1	1	
30	90201-14023	WASHER, PLATE	1	1	1	1	1	
31	90506-16318	SPRING, TENSION	1	1	1	1	1	
32	97022-06014	BOLT	1	1	1	1	1	
33	95312-06600	NUT	1	1	1	1	1	

FIG. 41 STAND & FOOTREST



3B41100-F410

REF. NO.	PART NO.	DESCRIPTION	USA	CAN	EUR	OCE	JPN	REMARKS
1	3B4-27452-00	BRACKET, FOOTREST 1	1	1	1	1	1	
2	3B4-27462-00	BRACKET, FOOTREST 2	1	1	1	1	1	
3	90119-10044	BOLT, WITH WASHER	8	8	8	8	8	
4	3B4-27453-01	COVER 1	1	1	1	1	1	
5	3B4-21732-00	SEAL 1	1	1	1	1	1	
6	5GH-2741A-10	ARM 1	1	1	1	1	1	
7	90109-06214	BOLT	2	2	2	2	2	
8	90201-06033	WASHER, PLATE	2	2	2	2	2	
9	95312-06600	NUT	2	2	2	2	2	
10	90480-14532	GROMMET	1	1	1	1	1	
11	3B4-28239-00	COVER 3	1	1	1	1	1	
12	3B4-21735-00	SEAL 2	1	1	1	1	1	
13	90109-06172	BOLT	4	4	4	4	4	
14	90110-06200	BOLT, HEXAGON SOCKET HEAD	6	6	6	6	6	
15	90111-06086	BOLT, HEX. SOCKET BUTTON	1	1	1	1	1	
16	90201-06078	WASHER, PLATE	6	6	6	6	6	
17	95702-06300	NUT, NYLON	6	6	6	6	6	
18	3B4-27463-01	COVER 2	1	1	1	1	1	
19	5GH-2741A-10	ARM 1	1	1	1	1	1	
20	90109-06214	BOLT	2	2	2	2	2	
21	90201-06033	WASHER, PLATE	2	2	2	2	2	
22	95312-06600	NUT	2	2	2	2	2	
23	90109-06172	BOLT	4	4	4	4	4	
24	90110-06200	BOLT, HEXAGON SOCKET HEAD	5	5	5	5	5	
25	90111-06086	BOLT, HEX. SOCKET BUTTON	1	1	1	1	1	
26	90201-06078	WASHER, PLATE	6	6	6	6	6	
27	95702-06300	NUT, NYLON	6	6	6	6	6	

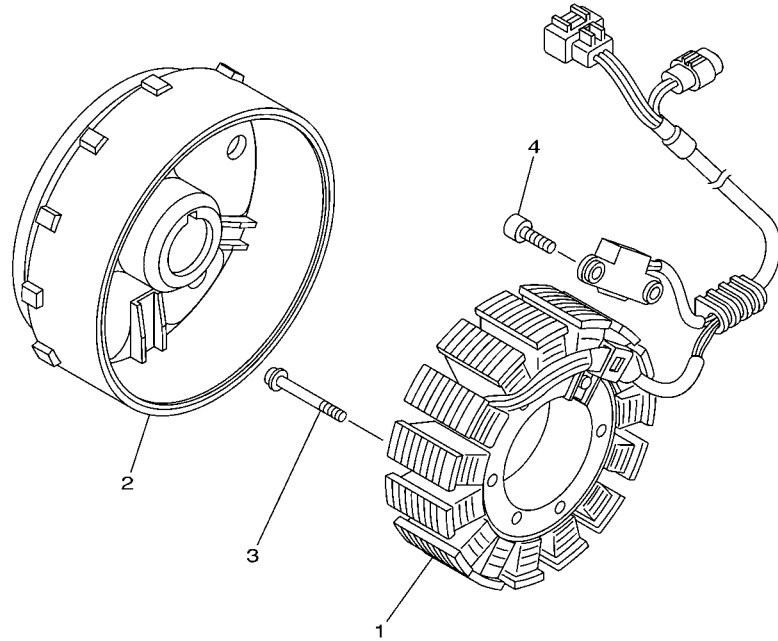


3B41100-F420

FIG. 42 GUARD

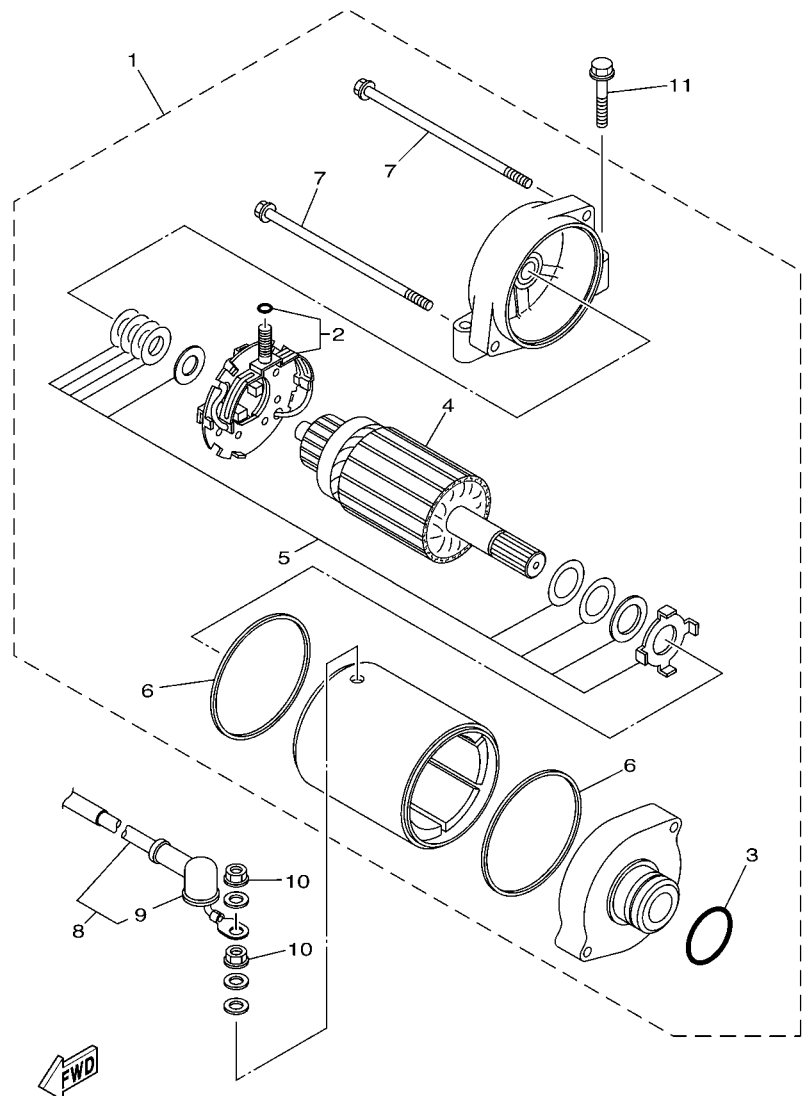
REF. NO.	PART NO.	DESCRIPTION	USA	CAN	EUR	OCE	JPN	REMARKS
1	90119-06152	BOLT, WITH WASHER	1	1	1	1	1	
2	90119-06152	BOLT, WITH WASHER	1	1	1	1	1	
3	90119-06152	BOLT, WITH WASHER	2	2	2	2	2	
4	3B4-2845N-00	BAR, CARRY FRONT	1	1	1	1	1	
5	95812-08014	BOLT, FLANGE	4	4	4	4	4	
6	3B4-2842M-00	COVER 1	1		1	1	1	
	3B4-2842M-10	COVER 1		1				
7	97702-50516	SCREW, TAPPING	3	3	3	3	3	
8	92902-05200	WASHER	1	1	1	1	1	
9	3B4-2842N-00	COVER 2	1		1	1	1	
	3B4-2842N-10	COVER 2		1				
10	97702-50516	SCREW, TAPPING	3	3	3	3	3	
11	92902-05200	WASHER	1	1	1	1	1	
12	90338-18122	PLUG	2	2	2	2	2	
13	3B4-24841-00	CARRIER, FRONT	1	1	1	1	1	
14	95812-08014	BOLT, FLANGE	4	4	4	4	4	
15	3B4-24821-00	STAY, FRONT CARRIER 1	1	1	1	1	1	
16	90119-08118	BOLT, WITH WASHER	1	1	1	1	1	
17	3B4-24822-00	STAY, FRONT CARRIER 2	1	1	1	1	1	
18	90119-08118	BOLT, WITH WASHER	1	1	1	1	1	
19	3B4-24842-00	CARRIER, REAR	1		1	1	1	
	3B4-24842-10	CARRIER, REAR		1				
20	95812-08014	BOLT, FLANGE	4	4	4	4	4	
21	3B4-2482J-01	FRAME, CARRIER 1	1	1	1	1	1	
22	90119-10044	BOLT, WITH WASHER	2	2	2	2	2	
23	3B4-2482K-01	FRAME, CARRIER 2	1	1	1	1	1	
24	90119-10044	BOLT, WITH WASHER	2	2	2	2	2	

**FIG. 43 GENERATOR**



REF. NO.	PART NO.	DESCRIPTION	USA	CAN	EUR	OCE	JPN	REMARKS
1	3B4-81410-00	STATOR ASSY	1	1	1	1	1	
2	3B4-81450-00	ROTOR ASSY	1	1	1	1	1	
3	92012-06030	BOLT, BUTTON HEAD	3	3	3	3	3	
4	90110-05031	BOLT, HEXAGON SOCKET HEAD	2	2	2	2	2	
-----								
-----								
-----								
-----								
-----								
-----								
-----								
-----								
-----								
-----								

 3B41100-F430



3B41100-F440

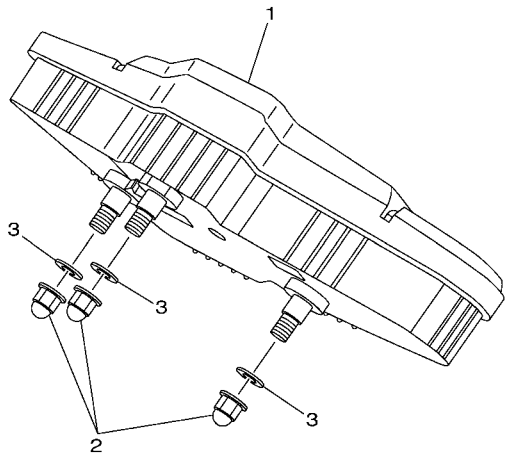
FIG. 44 STARTING MOTOR

REF. NO.	PART NO.	DESCRIPTION	USA	CAN	EUR	OCE	JPN	REMARKS
1	1S3-81890-00	MOTOR ASSY	1	1	1	1	1	
2	3AJ-81801-00	.BRUSH SET	1	1	1	1	1	
3	1FK-81847-00	.O-RING	1	1	1	1	1	
4	4NK-81850-00	.ARMATURE ASSY	1	1	1	1	1	
5	3KS-81809-00	.WASHER KIT	1	1	1	1	1	
6	11H-81844-00	.GASKET	2	2	2	2	2	
7	3AJ-81826-00	.BOLT	2	2	2	2	2	
8	3B4-81815-00	CORD, STARTER MOTOR	1	1	1	1	1	
9	4G0-81871-00	.CAP	1	1	1	1	1	
10	4XV-8182A-00	NUT	2	2	2	2	2	
11	95022-06030	BOLT, FLANGE	2	2	2	2	2	



FIG. 45 METER

REF. NO.	PART NO.	DESCRIPTION	USA	CAN	EUR	OCE	JPN	REMARKS
1	3B4-83500-01	METER ASSY	1					MILE/H
	3B4-83500-11	METER ASSY		1	1	1	1	KM/H
2	95302-05800	NUT, CROWN	3	3	3	3	3	
3	90201-05039	WASHER, PLATE	3	3	3	3	3	
-----								
-----								
-----								
-----								
-----								
-----								
-----								
-----								
-----								
-----								



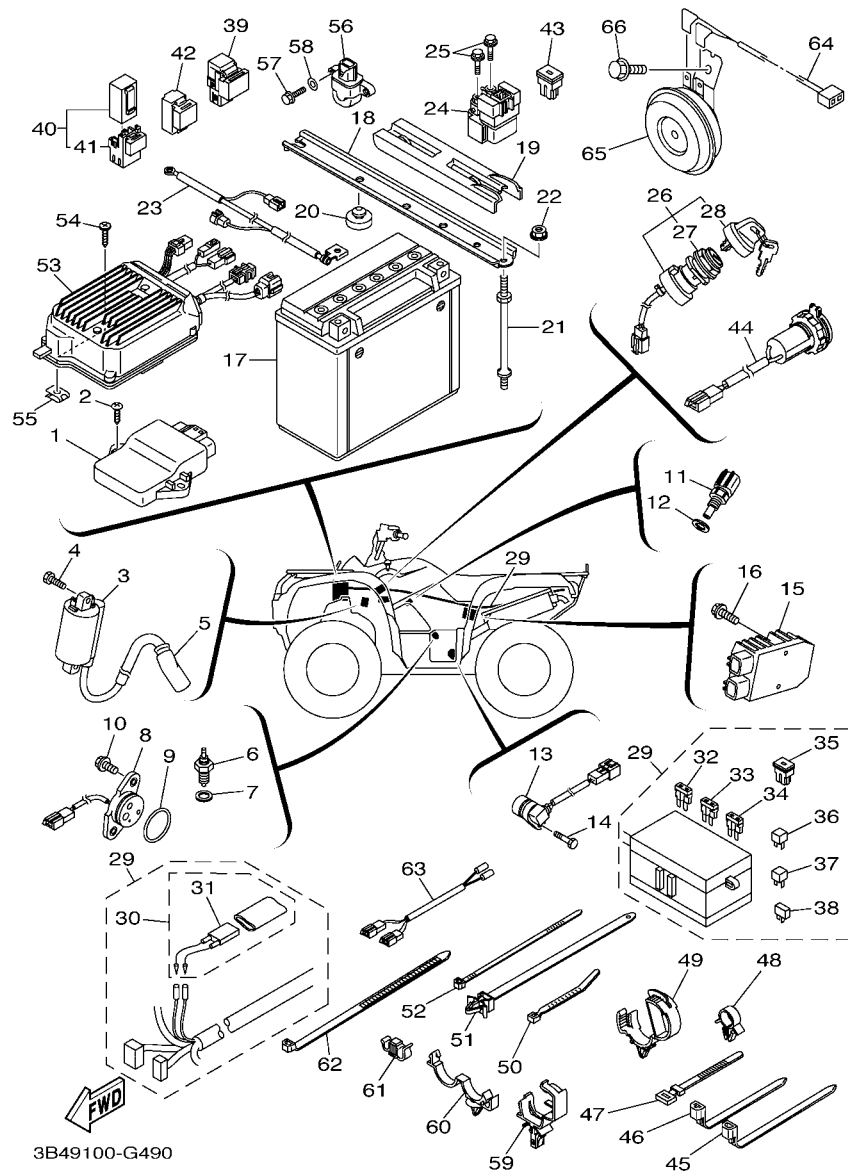
  
3B49100-G450







FIG. 49 ELECTRICAL 1



3B49100-G490

REF. NO.	PART NO.	DESCRIPTION	USA	CAN	EUR	OCE	JPN	REMARKS
1	3B4-8591A-10	ENGINE CONTROL UNIT ASSY	1	1	1	1	1	
2	97702-60025	SCREW, TAPPING	2	2	2	2	2	
3	1D7-82310-00	IGNITION COIL ASSY	1	1	1	1	1	
4	97002-06016	BOLT	2	2	2	2	2	
5	5VK-82370-00	PLUG CAP ASSY	1	1	1	1	1	
6	3GB-82540-01	NEUTRAL SWITCH ASSY	1	1	1	1	1	
7	90430-10148	GASKET	1	1	1	1	1	
8	3B4-82540-01	NEUTRAL SWITCH ASSY	1	1	1	1	1	
9	93210-29196	O-RING	1	1	1	1	1	
10	90119-06137	BOLT, WITH WASHER	2	2	2	2	2	
11	8CC-85790-01	THERMOSENSOR ASSY	1	1	1	1	1	
12	90430-12202	GASKET	1	1	1	1	1	
13	3B4-83755-00	SENSOR, SPEED	1	1	1	1	1	
14	91312-06020	BOLT	1	1	1	1	1	
15	1D7-81960-00	RECTIFIER & REGULATOR ASSY	1	1	1	1	1	
16	95802-06020	BOLT, FLANGE	2	2	2	2	2	
17	4SH-82100-22	BATTERY ASSY (YUASA YTX20L-BS)	1	1	1	1	1	
	4SH-82100-12	BATTERY ASSY (YUASA YTX20L-BS)					1	
18	3B4-82128-00	BRACKET, BATTERY	1	1	1	1	1	
19	3B4-82129-00	COVER, BATTERY	1	1	1	1	1	
20	22W-24741-00	PAD, SEAT	2	2	2	2	2	
21	3B4-82133-10	SCREW, FITTING	2	2	2	2	2	
22	95702-06500	NUT, WITH WASHER	2	2	2	2	2	
23	3B4-82116-10	WIRE, MINUS LEAD	1	1	1	1	1	
24	3B4-81940-00	STARTER RELAY ASSY	1	1	1	1	1	
25	95022-06008	BOLT, FLANGE	2	2	2	2	2	
26	3B4-82510-00	MAIN SWITCH ASSY	1	1	1	1	1	

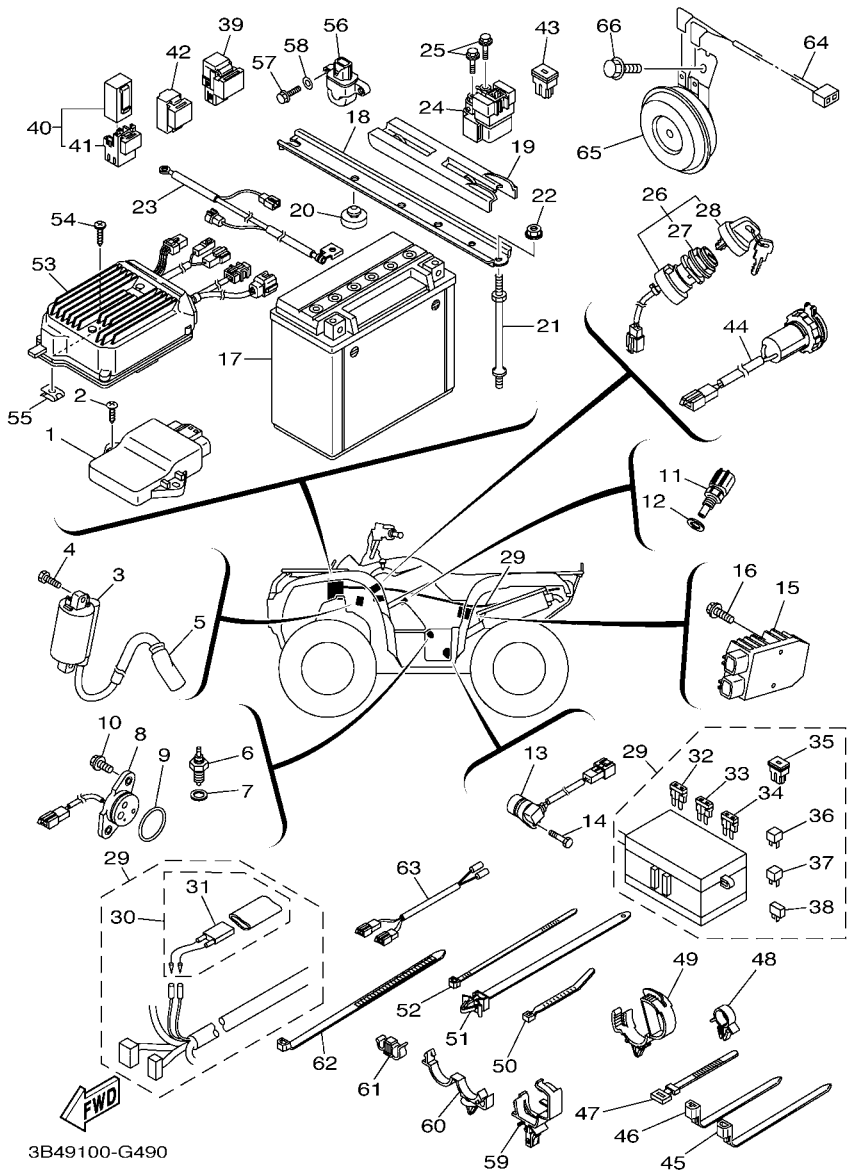
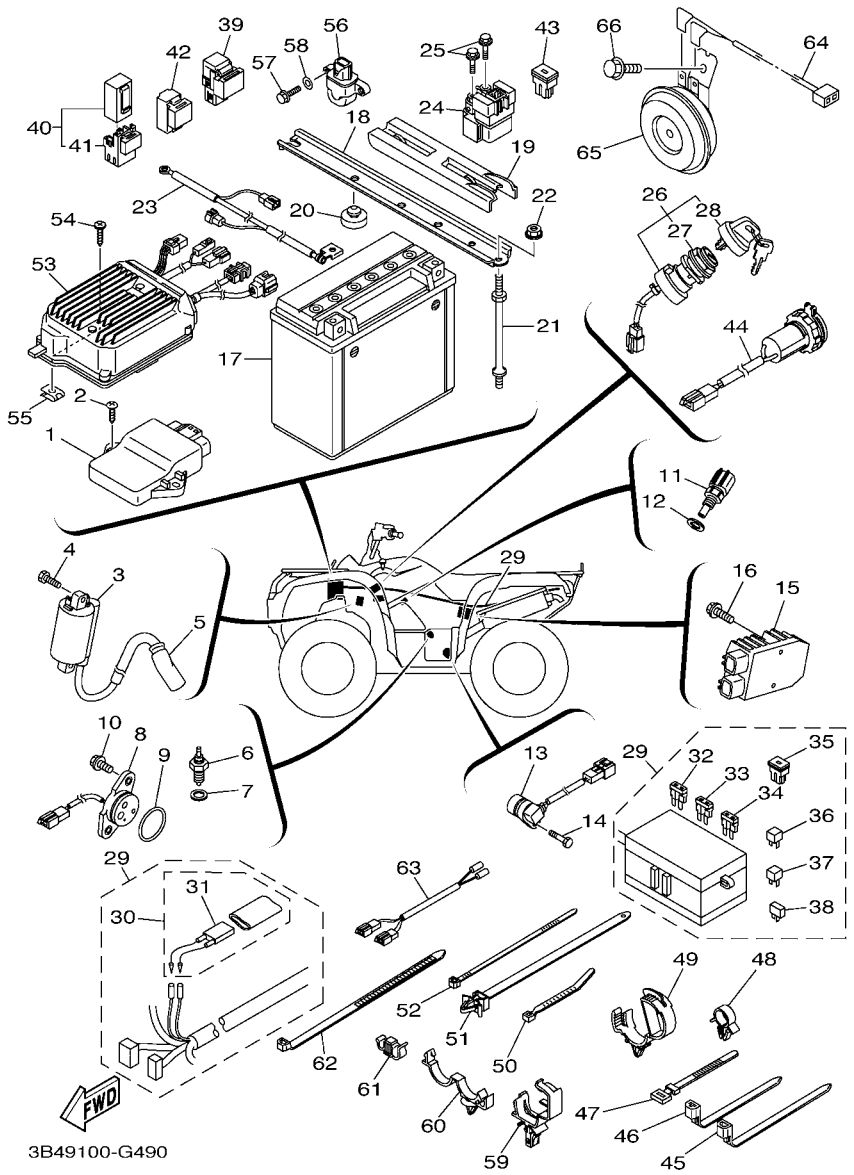


FIG. 49 ELECTRICAL 1

REF. NO.	PART NO.	DESCRIPTION	USA	CAN	EUR	OCE	JPN	REMARKS
27	3HN-82569-00	.NUT, MAIN SWITCH	1	1	1	1	1	
28	3HN-82579-00	.CAP, KEY	1	1	1	1	1	
29	3B4-82590-20	WIRE HARNESS ASSY	1	1			1	
	3B4-82590-30	WIRE HARNESS ASSY			1	1		
30	4GB-82180-00	.CIRCUIT BREAKER ASSY	1	1	1	1	1	
31	4GB-82560-00	..THERMO SWITCH ASSY	1	1	1	1	1	
32	5JJ-82151-10	.FUSE (15A-BL)	4	4	4	4	4	
33	5JJ-82151-30	.FUSE (10A-BL)	3	3	3	3	3	
34	5JJ-82151-90	.FUSE (5A-BL)	2	2	2	2	2	
35	5PS-82151-00	.FUSE (40A)	2	2	2	2	2	
36	4WA-81980-00	.DIODE ASSY	1	1	1	1	1	
37	5TJ-81980-00	.DIODE ASSY	1	1	1	1	1	
38	5VG-81980-00	.DIODE ASSY	1	1	1	1	1	
39	5DM-81950-00	RELAY ASSY	3	3	3	3	3	
40	5EA-81950-20	RELAY ASSY	4	4	4	4	4	
41	5EA-81952-00	.HOLDER, RELAY	1	1	1	1	1	
42	29U-81950-93	RELAY ASSY	1	1	1	1	1	
43	5PS-82151-00	FUSE (40A)	1	1	1	1	1	
44	3B4-8254B-00	TERMINAL COMP.	1	1	1	1	1	
45	90464-15195	CLAMP	2	2	2	2	2	
46	90464-13073	CLAMP	4	4	4	4	4	
47	437-83936-01	BAND, SWITCH CORD	4	4	4	4	4	
48	90464-15157	CLAMP	4	4	4	4	4	
49	90464-20181	CLAMP	2	2	2	2	2	
50	90465-10098	CLAMP	1	1	1	1	1	
51	90464-10112	CLAMP	1	1	1	1	1	
52	5Y9-12491-00	CLAMP 1	2	2	2	2	2	



3B49100-G490

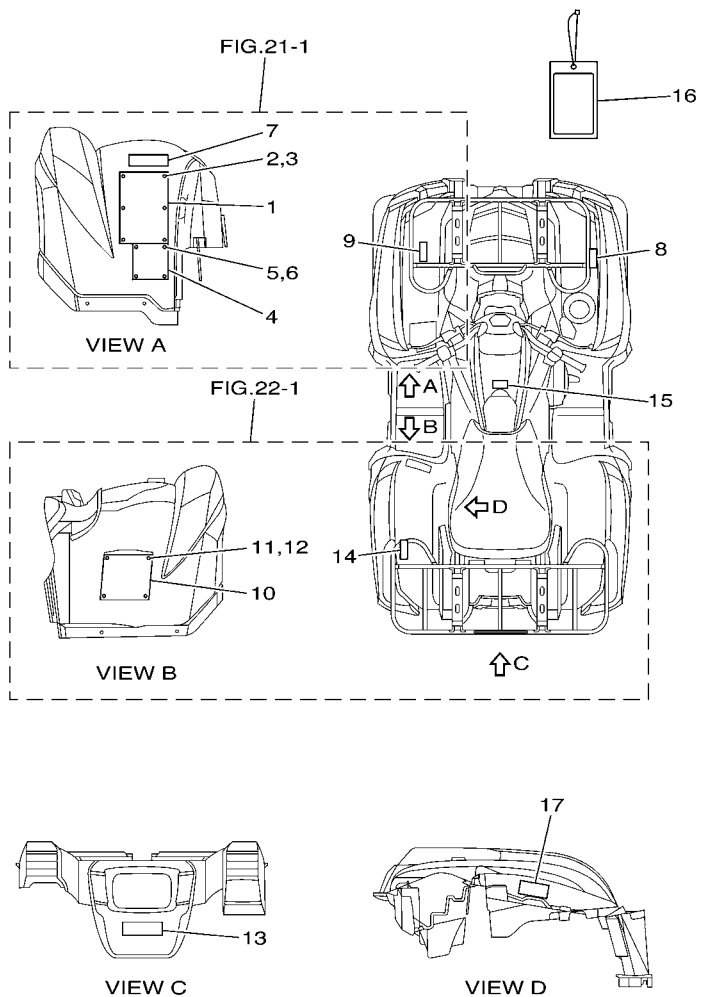
FIG. 49 ELECTRICAL 1

REF. NO.	PART NO.	DESCRIPTION	USA	CAN	EUR	OCE	JPN	REMARKS
53	3B4-859A0-10	POWER STRG. CONT. UNIT ASSY	1	1	1	1	1	
54	98902-06020	SCREW, BIND	1	1	1	1	1	
55	90183-06053	NUT, SPRING	1	1	1	1	1	
56	3B4-82576-00	LEAN ANGLE SENSOR	1	1	1	1	1	
57	97002-05016	BOLT	2	2	2	2	2	
58	92902-05600	WASHER, PLATE	2	2	2	2	2	
59	90464-20237	CLAMP	3	3	3	3	3	
60	90464-20010	CLAMP	1	1	1	1	1	
61	90464-09013	CLAMP	2	2	2	2	2	
62	90464-12045	CLAMP	3	3	3	3	3	
63	5KM-86171-00	WIRE, LEAD 1		1				
64	3B4-82309-00	WIRE, SUB LEAD			1	1		
65	3B4-83371-00	HORN			1	1		
66	95812-06012	BOLT, FLANGE			1	1		









3B41100-F520

FIG. 52 EMBLEM & LABEL 1

REF. NO.	PART NO.	DESCRIPTION	USA	CAN	EUR	OCE	JPN	REMARKS
1	5FE-21568-01	LABEL, WARNING	1					ENGLISH
2	90267-32004	RIVET, BLIND	6					
3	90201-03008	WASHER, PLATE	6					
4	5FE-21697-01	LABEL, CAUTION 2	1					ENGLISH
5	90267-32004	RIVET, BLIND	4					
6	90201-03008	WASHER, PLATE	4					
7	5GH-2151E-00	LABEL 2	1					ENGLISH
8	3B4-2151F-00	LABEL 3	1					ENGLISH
9	3B4-24875-00	LABEL 1	1					ENGLISH
10	5KM-21696-00	LABEL, CAUTION	1					ENGLISH
11	90267-32004	RIVET, BLIND	4					
12	90201-03008	WASHER, PLATE	4					
13	5KM-2151K-00	LABEL 7	1					ENGLISH
14	3B4-24875-20	LABEL 1	1					ENGLISH
15	5KM-21558-00	LABEL, WARNING 2	1					ENGLISH
16	3GH-2819R-00	TAG, WARNING	1					
17	3B4-2177C-10	PLATE, EPA OFFROAD ATV 1	1					

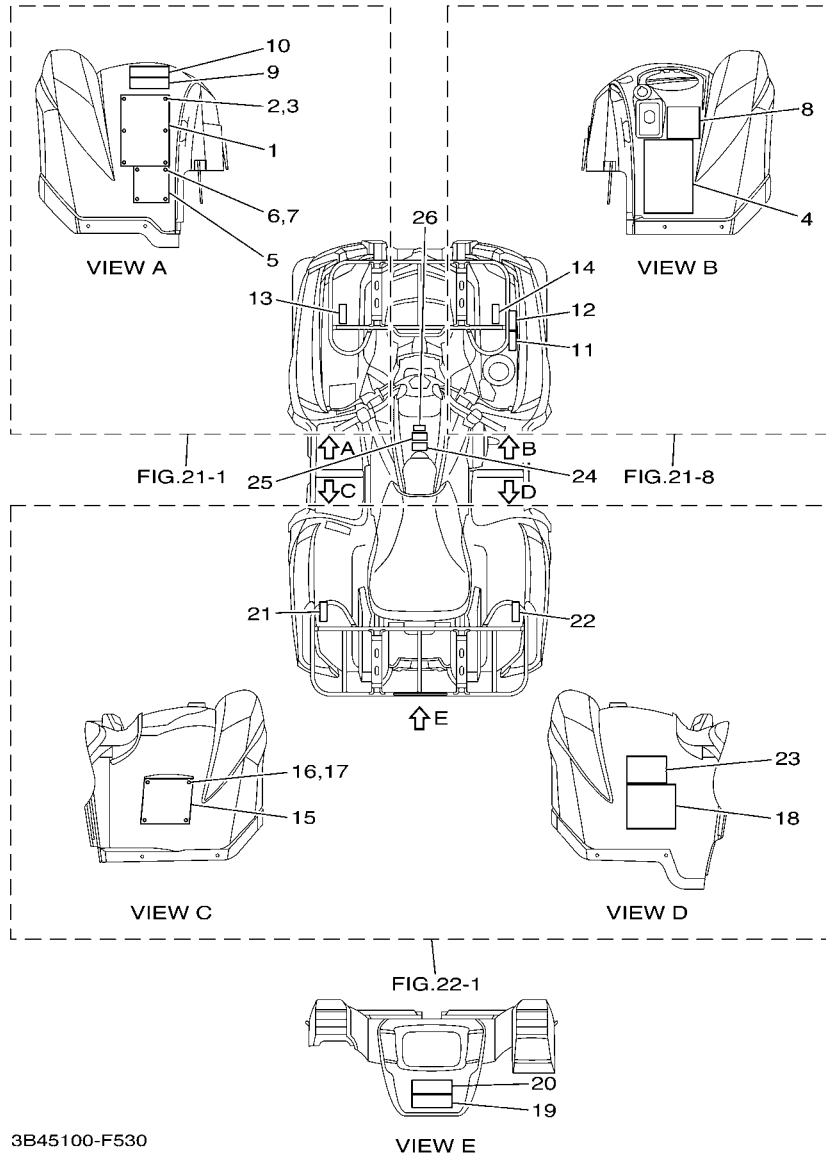


FIG. 53 EMBLEM & LABEL 2

REF. NO.	PART NO.	DESCRIPTION	USA	CAN	EUR	OCE	JPN	REMARKS
1	5FE-21568-01	LABEL, WARNING		1				ENGLISH
2	90267-32004	RIVET, BLIND		6				
3	90201-03008	WASHER, PLATE		6				
4	4WU-21568-10	LABEL, WARNING		1				FRENCH
5	5FE-21697-01	LABEL, CAUTION 2		1				ENGLISH
6	90267-32004	RIVET, BLIND		4				
7	90201-03008	WASHER, PLATE		4				
8	3JM-21697-10	LABEL, CAUTION 2		1				FRENCH
9	5GH-2151E-00	LABEL 2		1				ENGLISH
10	5GH-2151E-10	LABEL 2		1				FRENCH
11	3B4-2151F-00	LABEL 3		1				ENGLISH
12	3B4-2151F-10	LABEL 3		1				FRENCH
13	3B4-24875-00	LABEL 1		1				ENGLISH
14	3B4-24875-10	LABEL 1		1				FRENCH
15	5KM-21696-00	LABEL, CAUTION		1				ENGLISH
16	90267-32004	RIVET, BLIND		4				
17	90201-03008	WASHER, PLATE		4				
18	5KM-21696-10	LABEL, CAUTION		1				FRENCH
19	5KM-2151K-00	LABEL 7		1				ENGLISH
20	5KM-2151K-10	LABEL 7		1				FRENCH
21	3B4-24875-20	LABEL 1		1				ENGLISH
22	3B4-24875-30	LABEL 1		1				FRENCH
23	4WU-2151H-10	LABEL 5		1				FRENCH
24	5KM-21558-00	LABEL, WARNING 2		1				ENGLISH
25	5KM-21558-10	LABEL, WARNING 2		1				FRENCH
26	4SH-2416E-00	LABEL, CAUTION CANADA		1				ENGLISH




FIG.21-1

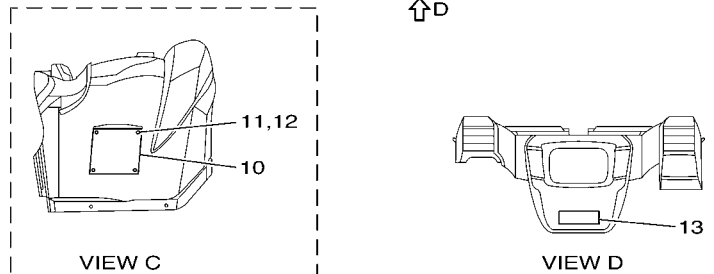
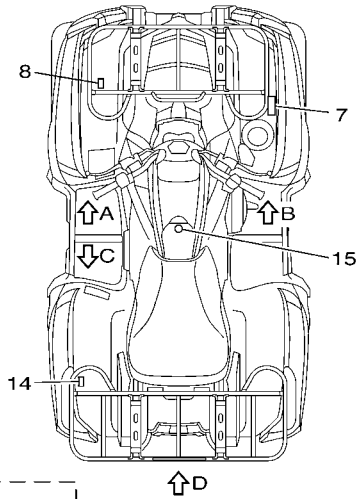
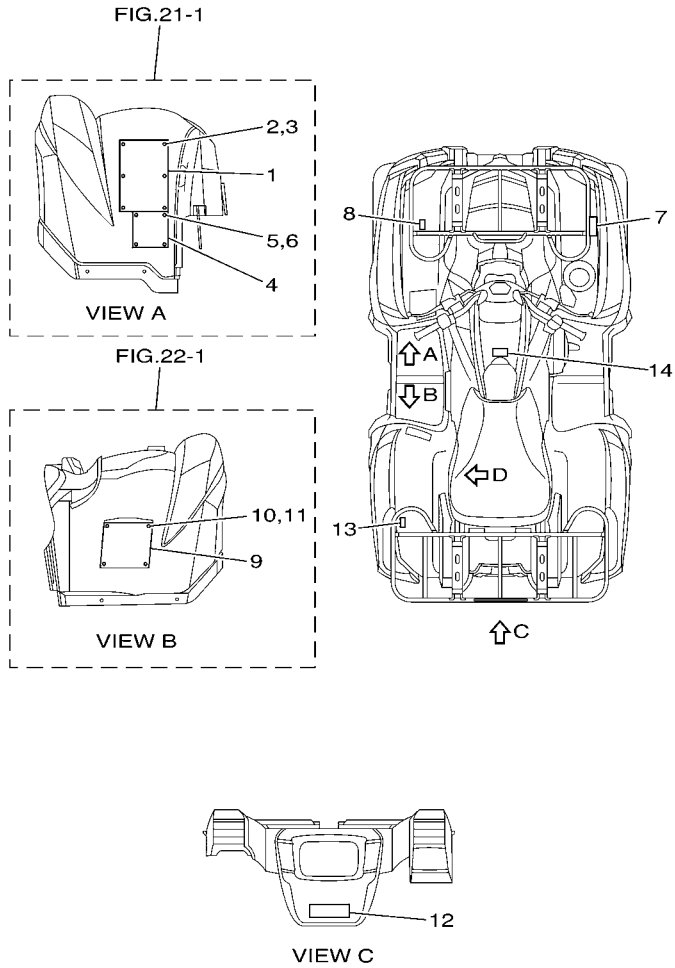


FIG.22-1

3B43300-F510

FIG. 54 EMBLEM & LABEL 3

REF. NO.	PART NO.	DESCRIPTION	USA	CAN	EUR	OCE	JPN	REMARKS
1	5FK-21568-00	LABEL, WARNING			1			
2	90267-32004	RIVET, BLIND			6			
3	90201-03008	WASHER, PLATE			6			
4	5FK-21697-00	LABEL, CAUTION 2			1			
5	90267-32004	RIVET, BLIND			4			
6	90201-03008	WASHER, PLATE			4			
7	3B4-24877-A0	LABEL, CAUTION			1			ENGLISH
8	3GC-24877-A0	LABEL, CAUTION			1			ENGLISH
9	5KM-21558-20	LABEL, WARNING 2			1			
10	5KM-21696-M0	LABEL, CAUTION			1			
11	90267-32004	RIVET, BLIND			4			
12	90201-03008	WASHER, PLATE			4			
13	5KM-2151K-00	LABEL 7			1			ENGLISH
14	4WV-24877-A0	LABEL, CAUTION			1			ENGLISH
15	3ME-2415E-01	LABEL, CAUTION			1			
-----								
-----								
-----								
-----								



3B43300-F520

FIG. 55 EMBLEM & LABEL 4

REF. NO.	PART NO.	DESCRIPTION	USA	CAN	EUR	OCE	JPN	REMARKS
1	5FE-21568-11	LABEL, WARNING					1	ENGLISH
2	90267-32004	RIVET, BLIND					6	
3	90201-03008	WASHER, PLATE					6	
4	5FE-21697-01	LABEL, CAUTION 2					1	ENGLISH
5	90267-32004	RIVET, BLIND					4	
6	90201-03008	WASHER, PLATE					4	
7	3B4-2151F-00	LABEL 3					1	ENGLISH
8	3GC-24877-A0	LABEL, CAUTION					1	ENGLISH
9	5KM-21696-00	LABEL, CAUTION					1	ENGLISH
10	90267-32004	RIVET, BLIND					4	
11	90201-03008	WASHER, PLATE					4	
12	5KM-2151K-00	LABEL 7					1	ENGLISH
13	4WV-24877-A0	LABEL, CAUTION					1	ENGLISH
14	5KM-21558-00	LABEL, WARNING 2					1	ENGLISH

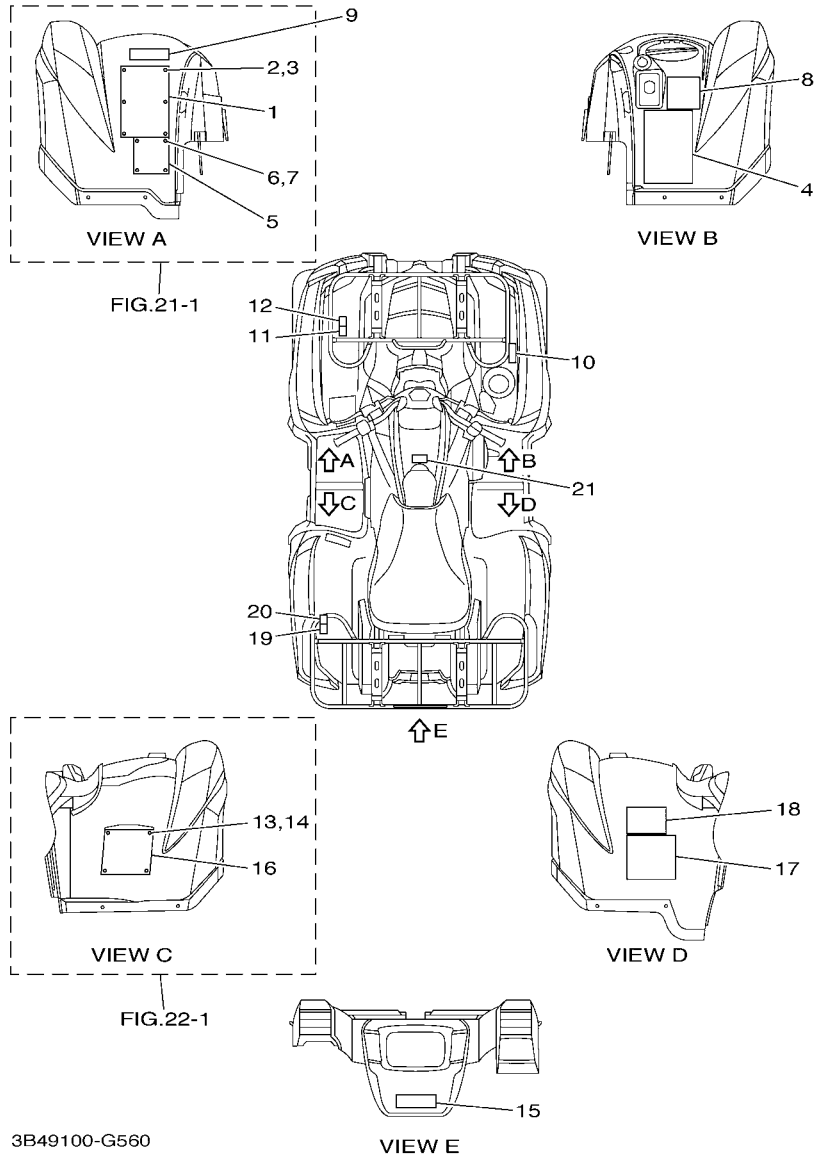


FIG. 56 EMBLEM & LABEL 5

REF. NO.	PART NO.	DESCRIPTION	USA	CAN	EUR	OCE	JPN	REMARKS
1	5FE-21568-11	LABEL, WARNING					1	ENGLISH
2	90267-32004	RIVET, BLIND					6	
3	90201-03008	WASHER, PLATE					6	
4	4SH-21568-00	LABEL, WARNING					1	JAPANESE
5	5FE-21697-01	LABEL, CAUTION 2					1	ENGLISH
6	90267-32004	RIVET, BLIND					4	
7	90201-03008	WASHER, PLATE					4	
8	4SH-21697-00	LABEL, CAUTION 2					1	JAPANESE
9	5GH-2151E-20	LABEL 2					1	
10	3B4-2151F-20	LABEL 3					1	
11	4KD-24877-C0	LABEL, CAUTION					1	
12	4SH-24875-00	LABEL 1					1	JAPANESE
13	90267-32004	RIVET, BLIND					4	
14	90201-03008	WASHER, PLATE					4	
15	5KM-2151K-00	LABEL 7					1	ENGLISH
16	5KM-21696-00	LABEL, CAUTION					1	ENGLISH
17	5KM-21696-30	LABEL, CAUTION					1	
18	4LB-2151H-02	LABEL 5					1	
19	4WV-24877-C0	LABEL, CAUTION					1	
20	4SH-24875-00	LABEL 1					1	JAPANESE
21	5KM-21558-30	LABEL, WARNING 2					1	

NUMERICAL INDEX

PART NO.	GRID NO.	PART NO.	GRID NO.	PART NO.	GRID NO.	PART NO.	GRID NO.	PART NO.	GRID NO.	PART NO.	GRID NO.
3B4-11101-00	B - 2	3B4-12405-00	B - 9	3B4-14455-00	B - 11	3B4-16620-00	C - 5	3B4-18125-00	C - 13	3B4-21541-00	D - 3
5VK-1111F-00	B - 7	3B4-1240A-10	B - 9	3B4-14457-00	B - 11	4SH-16664-00	C - 5	3B4-18146-00	C - 13	3B4-21552-00	D - 5
4G0-11133-11	B - 2	3B4-12411-00	B - 9	59V-14457-00	B - 11	3B4-17223-10	C - 7	3B4-18148-00	C - 11	3B4-21553-00	D - 6
3B4-11165-00	B - 2	1S3-12413-00	B - 9	3B4-14472-00	B - 11	3B4-17233-00	C - 7	3B4-18160-00	C - 14	3B4-21556-00	D - 3
3B4-11166-01	B - 2	3B4-12422-00	B - 8	3B4-14503-00	B - 12	3B4-17243-00	C - 7	3B4-18169-10	C - 13	3B4-21556-10	D - 3
371-11167-01	B - 2	3B4-12428-00	B - 8	3B4-14611-01	B - 13	3B4-17253-00	C - 7	5KM-18171-00	C - 11	3B4-21556-20	D - 3
3B4-11181-00	B - 2	11H-12438-10	B - 8	3YF-14613-01	B - 14	3B4-17285-00	C - 7	3B4-18174-01	C - 13	3B4-21556-30	D - 3
3B4-11185-00	B - 2	3B4-1243A-00	B - 12	3B4-14627-01	B - 13	3B4-17421-00	C - 7	3B4-18190-01	C - 13	5KM-21558-00	G - 13
1S3-11186-00	B - 2	5D3-1243K-00	B - 8	3B4-14714-10	B - 13	3B4-17432-00	C - 7	5KM-18191-00	C - 13		G - 14
214-11198-01	B - 10	3B4-12450-00	B - 8	3B4-14718-10	B - 13	3B4-17473-00	C - 7	3B4-18196-00	C - 13		H - 2
	D - 14	22W-12462-00	B - 9	3B4-1471C-00	B - 13	3B4-17520-00	C - 8	4SH-18198-00	C - 13	5KM-21558-10	G - 14
	E - 2	5KM-12469-00	B - 8	3B4-1472C-00	B - 13	3B4-17521-00	C - 9	3B4-18318-00	C - 11	5KM-21558-20	G - 15
3B4-11311-10	B - 3	3B4-12481-00	B - 8	3B4-14733-00	B - 13	3B4-17530-00	C - 9	3B4-18331-00	C - 11	5KM-21558-30	H - 3
1S3-11351-00	B - 3	5Y9-12491-00	G - 9	3B4-14752-00	B - 13	3B4-17531-00	C - 9	3B4-18380-00	C - 13	4SH-21568-00	H - 3
3B4-11400-00	B - 4	1AA-12535-00	B - 9	3B4-14755-00	B - 14	3B4-17531-10	C - 9	3B4-18511-00	C - 11	5FK-21568-00	G - 15
3B4-11401-09	B - 4	3B4-12576-00	B - 9	3B4-14758-01	B - 13	3B4-17531-20	C - 10	3B4-18512-00	C - 11	5FE-21568-01	G - 13
3B4-11402-09	B - 4	3B4-12577-00	B - 8	3B4-14759-00	B - 14	3B4-17531-30	C - 10	3B4-18531-00	C - 11		G - 14
3B4-11447-00	B - 4	3B4-12578-00	B - 9	3B4-1477U-00	B - 13	3B4-17531-40	C - 10	3B4-18540-00	C - 11	4WU-21568-10	G - 14
3B4-11454-00	B - 4	3B4-13160-00	B - 12	3B4-15100-23	B - 15	3B4-17531-50	C - 10	5KM-18542-00	C - 11	5FE-21568-11	H - 2
3B4-11531-00	B - 4	3B4-13171-00	B - 10	3B4-15112-01	B - 15	5KM-17531-50	C - 9	1J7-18547-00	C - 11		H - 3
5KM-11536-10	B - 4	3B4-13300-00	B - 10	3B4-15113-00	C - 2	3B4-17531-60	C - 10	4UN-18566-00	C - 11	3B4-21575-10	D - 5
5KM-11565-00	B - 4	3B4-13329-00	B - 10	3B4-15163-00	C - 5	5KM-17531-60	C - 9	3B4-18581-00	B - 15	3B4-215A1-00	D - 4
1S3-11603-10	B - 4	3B4-13354-00	B - 4	3B4-15315-00	C - 2	5KM-17531-70	C - 9	3B4-21110-20	C - 15	3B4-2160E-00	D - 7
1S3-11631-10	B - 4	3B4-13355-00	B - 10	5KM-15351-00	C - 3	5KM-17531-80	C - 9	3B4-21110-30	C - 15	3B4-2160F-00	D - 7
5VK-11633-00	B - 4	5GH-13440-20	B - 10	3B4-15362-00	B - 15	5KM-17531-90	C - 9	3B4-2113B-00	C - 15	3B4-2163G-10	G - 12
1S3-11651-00	B - 4	25G-13490-00	B - 10	5UG-15371-00	D - 14	5KM-17531-A0	C - 9	3B4-2147A-00	C - 15	3B4-2163G-20	G - 12
1S3-11681-00	B - 4	1S3-13493-00	B - 12	3B4-15379-00	C - 2	5KM-17531-B0	C - 9	3B4-2147E-00	C - 15	3B4-2163G-30	G - 12
5VK-12111-00	B - 6	3B4-13545-00	B - 12	4WV-15381-00	C - 2	3B4-17551-00	C - 9	3B4-2147F-00	C - 15	3B4-2163G-40	G - 12
5VK-12113-00	B - 6	8FP-13556-00	B - 12	11H-15383-02	C - 9	3B4-1755A-00	C - 10	3B4-21485-00	C - 15	3B4-21651-00	D - 7
3YF-12116-00	B - 6	3B4-13586-00	B - 11	3B4-15388-00	B - 15	3B4-17582-00	C - 7	3B4-2151B-00	D - 4	3B4-21652-00	D - 7
3YF-12117-01	B - 6	3B4-13750-10	B - 12	3B4-15411-00	C - 2	3B4-17606-00	C - 5	5GH-2151E-00	G - 13	3B4-21669-00	D - 7
4G0-12118-00	B - 6	3B4-13761-00	B - 12	3B4-15421-00	C - 2	3B4-17611-00	C - 5		G - 14	5KM-21696-00	G - 13
5H0-12119-00	B - 6	3B4-13907-00	E - 8	3B4-15431-00	C - 2	3B4-17623-00	C - 5	5GH-2151E-10	G - 14		G - 14
5VK-12121-00	B - 6	3B4-13971-00	E - 8	3B4-15442-00	C - 2	3B4-17632-00	C - 5	5GH-2151E-20	H - 3		H - 2
5VK-12146-00	B - 6	3B4-13971-10	E - 8	3B4-15451-00	C - 2	4WV-17639-10	C - 5	3B4-2151F-00	G - 13		H - 3
5VK-12151-00	B - 6	4BH-14134-00	B - 12	3B4-15453-00	C - 2	3B4-17641-00	C - 5		G - 14	5KM-21696-10	G - 14
5XT-12159-00	B - 6	5LP-14147-00	B - 12	3B4-15463-00	C - 5	4WV-17644-00	C - 6		H - 2	5KM-21696-30	H - 3
5VK-12161-00	B - 6	1UY-14155-00	B - 12	3B4-15471-00	C - 3	3B4-17645-00	C - 5	3B4-2151F-10	G - 14	5KM-21696-M0	G - 15
3B4-12170-01	B - 7	1S3-14161-00	B - 12	3B4-15472-00	C - 3	3B4-17653-00	C - 5	3B4-2151F-20	H - 3	4SH-21697-00	H - 3
1S3-12176-00	B - 7	8CC-14216-10	B - 12	3B4-15473-00	C - 3	3B4-17660-00	C - 6	4LB-2151H-02	H - 3	5FK-21697-00	G - 15
3TB-12210-00	B - 7	5JW-14348-00	B - 12	3B4-15474-00	C - 3	4CW-17664-00	C - 6	4WU-2151H-10	G - 14	5FE-21697-01	G - 13
4DW-12213-00	B - 7	3B4-14402-01	B - 11	3B4-15515-00	C - 4	3B4-17670-00	C - 6	5KM-2151K-00	G - 13		G - 14
3B4-12221-00	B - 10	3B4-14409-00	B - 11	3B4-15517-00	C - 4	3B4-17681-10	C - 7		G - 14		H - 2
3B4-12231-01	B - 7	3B4-14411-10	B - 11	3B4-15522-00	C - 4	4WV-17684-00	C - 6		G - 15		H - 3
3B4-12241-00	B - 7	3B4-14413-10	B - 12	1S3-15560-00	C - 4	3B4-17832-00	C - 9		H - 2	3JM-21697-10	G - 14
1S3-12280-01	B - 7	3B4-14424-00	B - 11	5KM-15590-00	C - 4	3B4-18103-10	C - 13		H - 3	3B4-21711-00	D - 8
5VK-12284-00	B - 7	3B4-14451-00	B - 11	3B4-16181-00	B - 4	3B4-18104-20	C - 13	5KM-2151K-10	G - 14	3B4-21711-10	D - 8
1S3-12290-00	B - 7	3B4-14453-00	B - 11	3B4-16611-00	C - 5	3B4-18115-00	C - 13	3B4-21523-00	D - 5	3B4-21711-20	D - 8

NUMERICAL INDEX

PART NO.	GRID NO.	PART NO.	GRID NO.	PART NO.	GRID NO.	PART NO.	GRID NO.	PART NO.	GRID NO.	PART NO.	GRID NO.
3B4-21711-30	D - 8	2NL-23517-00	F - 5	1S3-24486-00	E - 8	3B4-2510J-00	E - 11	3B4-2536E-00	F - 4	5DH-25933-00	E - 15
3B4-21717-00	D - 8	5KM-23526-10	D - 10	3B4-24491-00	E - 8		E - 13		F - 6	1UY-25937-51	E - 15
3B4-2171A-00	D - 8		E - 6	3B4-24610-00	E - 8	3B4-25111-10	E - 11	3B4-25390-00	F - 3		F - 7
3B4-21721-00	D - 8	3B4-23540-00	E - 6	3B4-2470F-00	E - 10		E - 13		F - 5	1UY-25938-51	E - 15
3B4-21721-10	D - 8	3B4-23540-11	E - 6	3B4-2470F-10	E - 10		F - 3	3B4-2539F-00	F - 3		F - 7
3B4-21721-20	D - 8	3B4-23550-00	E - 6	3B4-2470F-20	E - 10		F - 5	3B4-2539G-00	F - 5	3JD-25961-00	E - 15
3B4-21721-30	D - 8	3B4-23550-11	E - 6	3B4-2470F-30	E - 10	3B4-2511G-00	E - 11	3B4-25715-00	F - 12		F - 7
3B4-21732-00	F - 14	3B4-23570-00	E - 6	3B4-24710-01	E - 10		E - 13	3B4-2580T-01	E - 15	3B4-26111-20	F - 9
3B4-21735-00	F - 14	3B4-23570-11	E - 6	3B4-24710-11	E - 10		F - 4	3B4-2580U-01	E - 15	3B4-26124-00	F - 9
5KM-2173B-00	G - 12	3B4-23579-00	E - 11	3B4-24710-21	E - 10		F - 6	3B4-2580V-01	F - 7	1NV-26129-00	F - 9
3B4-2173E-30	G - 12		E - 13	3B4-24710-31	E - 10	3B4-2511H-00	E - 11	3B4-2580W-01	F - 7	3B4-26232-00	D - 5
3B4-2173M-00	D - 8	5LP-23579-00	E - 6	3B4-24725-00	E - 10		E - 13	3B4-2582T-01	E - 15	5LP-26241-00	F - 9
3B4-2173N-00	D - 8	3B4-23580-00	E - 6	22W-24741-00	E - 10		F - 4	3B4-2582V-00	F - 7	5KM-26250-10	F - 9
3B4-21747-00	D - 8	3B4-23580-11	E - 6		G - 8		F - 6	3B4-2583T-00	F - 11	1NV-2625G-01	F - 9
3B4-2174A-00	D - 8	1UY-23812-00	E - 4	5RU-24768-00	D - 5	3B4-2512A-00	E - 12	3B4-2583V-00	F - 12	1NV-2625K-00	F - 9
3B4-2174T-00	D - 9	3B4-23813-00	E - 4	3B4-24821-00	F - 15		E - 14	3GM-25852-22	F - 11	4KB-2628F-10	F - 9
3B4-2174Y-00	D - 8	8K1-23814-00	E - 4	3B4-24822-00	F - 15		F - 4		F - 12	4KB-2628G-00	F - 9
5KM-2175B-00	D - 5	3B4-23816-00	E - 4	3B4-2482J-01	F - 15		F - 6	4TT-25854-00	F - 11	3B4-26294-00	F - 12
3B4-2176E-00	D - 8	3B4-2381B-00	E - 4	3B4-2482K-01	F - 15	3B4-2512G-00	E - 11		F - 12	1NV-26304-00	F - 9
3B4-2177B-00	D - 8	5KM-23831-00	E - 5	3B4-24841-00	F - 15		E - 13	3B4-2585B-00	F - 11	3B4-26311-10	F - 9
3B4-2177C-10	G - 13	1UY-23841-01	E - 5	3B4-24842-00	F - 15		F - 4		F - 12	5EB-26332-00	F - 11
3B4-2177K-00	D - 8	1UY-23845-01	E - 5	3B4-24842-10	F - 15		F - 6	2GU-25866-00	F - 11		F - 12
3B4-2177N-00	D - 8	5KM-2385L-01	D - 12	3B4-24875-00	G - 13	3B4-2512H-00	E - 11		F - 12	3B4-26341-00	F - 9
3B4-21871-00	D - 8	5KM-2385M-01	D - 12		G - 14		E - 13	56A-25867-00	F - 11	3B4-26347-00	F - 9
1S3-21875-00	D - 8	5GH-23868-00	E - 4	4SH-24875-00	H - 3		F - 4		F - 12	3B4-26372-00	F - 12
3B4-22128-00	D - 10	3B4-2386G-00	D - 12	3B4-24875-10	G - 14		F - 6	3B4-25871-10	F - 11	3B4-2637A-01	F - 11
3B4-22129-00	D - 10	3B4-2386H-00	D - 12	3B4-24875-20	G - 13	3B4-2512J-00	E - 11	3B4-25872-10	F - 11	3B4-2637F-10	F - 9
5KM-22149-10	D - 10	3B4-23875-00	E - 4		G - 14		E - 13		F - 12	1NV-26398-00	F - 9
	E - 6	1UY-23894-01	E - 4	3B4-24875-30	G - 14		F - 4	3B4-25873-10	F - 11	3B4-27211-00	F - 13
3B4-22171-00	D - 10	3B4-238B0-10	E - 4	3B4-24877-A0	G - 15		F - 6	3B4-25874-10	F - 12	5KM-27414-01	B - 13
3B4-22171-11	D - 10	3B4-238B6-00	E - 4	3GC-24877-A0	G - 15	3B4-2514A-00	E - 11	3B4-25875-00	D - 11	5GH-2741A-10	F - 14
3B4-22172-00	D - 10	3B4-24110-00	E - 8		H - 2		F - 3	3B4-25876-10	F - 11	3B4-27452-00	F - 14
3B4-22172-11	D - 10	3B4-24110-10	E - 8	4WV-24877-A0	G - 15	3B4-2515A-00	E - 13	3B4-25882-10	F - 12	3B4-27453-01	F - 14
3B4-2217M-00	D - 10	3B4-24129-00	E - 8		H - 2		F - 5	3B4-25886-00	F - 11	3B4-27462-00	F - 14
3B4-2217M-11	D - 10	3B4-24141-00	E - 9	4KD-24877-C0	H - 3	3B4-25180-00	E - 11	3B4-2588F-00	F - 12	3B4-27463-01	F - 14
3B4-2217N-00	D - 10	3B4-2414F-00	E - 8	4WV-24877-C0	H - 3		E - 13	3B4-2589F-00	F - 11	5TG-28100-00	C - 15
3B4-2217N-11	D - 10	3B4-2414H-00	D - 9	3B4-2510F-00	E - 11	3B4-25182-00	E - 11	3B4-2589F-10	F - 12	1NV-2811A-01	C - 15
3B4-22210-01	D - 12	3B4-2414J-00	E - 8		E - 13		E - 13	5DH-25916-00	F - 7	3GH-2819R-00	G - 13
3B4-22517-00	E - 4	3B4-2414K-00	E - 8		F - 3		F - 4	3JD-25917-00	E - 15	3B4-28217-00	D - 4
3B4-23123-00	E - 7	3ME-2415E-01	G - 15		F - 5		F - 6		F - 7	3B4-28227-00	D - 4
3B4-23133-00	E - 7	4SH-2416E-00	G - 14	3B4-2510G-00	E - 11	3B4-2518E-00	E - 11	5DH-25919-00	E - 15	3B4-28237-00	D - 4
3B4-23350-01	E - 6	3B4-2416G-00	E - 9		E - 13		E - 13	5DH-25919-50	F - 7	3B4-28239-00	F - 14
3B4-23391-00	D - 5	3B4-24181-00	E - 9		F - 3	3B4-2518E-10	F - 3	3JD-25926-00	E - 15	3B4-28247-00	D - 4
5KM-23448-00	F - 3	3B4-24182-00	E - 9		F - 5		F - 5		F - 7	3B4-28307-00	D - 4
	F - 5	3B4-24312-00	E - 8	3B4-2510H-00	E - 11	3B4-2530F-00	F - 3	8CR-25926-00	E - 15	3B4-28309-00	D - 4
3B4-23501-00	E - 11	3B4-24313-00	E - 8		E - 13	3B4-2530V-00	F - 3	1UY-25926-51	E - 15	3B4-28313-00	D - 5
3B4-23502-00	E - 13	3B4-24380-00	E - 8		F - 3		F - 5		F - 7	3B4-28332-00	D - 4
2NL-23517-00	F - 3	3B4-24398-00	E - 8		F - 5	3B4-2532F-00	F - 5	3GD-25933-00	F - 7	3B4-28349-00	D - 5



NUMERICAL INDEX

PART NO.	GRID NO.	PART NO.	GRID NO.	PART NO.	GRID NO.	PART NO.	GRID NO.	PART NO.	GRID NO.	PART NO.	GRID NO.
3B4-2837L-00	D - 5	3B4-46160-00	E - 2	4WA-81980-00	G - 9	3B4-84314-00	G - 5	3B4-W216B-00	D - 7	90110-06200	F - 14
3B4-2837N-00	D - 5	3B4-46161-00	E - 2	5TJ-81980-00	G - 9	2GU-84334-00	G - 5	3B4-W216B-10	D - 7	90110-08091	C - 9
3B4-2837R-00	D - 5	3B4-46162-00	E - 2	5VG-81980-00	G - 9	3B4-84340-00	G - 5	3B4-W216B-30	D - 7	90111-06086	F - 14
3B4-2838K-00	D - 4	3B4-46163-00	E - 2	4SH-82100-12	G - 8	5GH-84703-10	G - 5	3B4-W216C-00	D - 7	90114-10014	E - 11
3B4-2838M-00	D - 4	3B4-46164-00	E - 2	4SH-82100-22	G - 8	3FA-84710-00	G - 6	3B4-W216C-10	D - 7		E - 13
3B4-2839N-00	D - 4	3B4-46166-00	E - 2	3B4-82116-10	G - 8		G - 7	3B4-W216C-20	D - 7		F - 3
3B4-2842M-00	F - 15	3B4-4616A-00	E - 2	3B4-82122-00	D - 5	1A2-84714-41	G - 6	3B4-W216E-00	D - 7		F - 5
3B4-2842M-10	F - 15	3B4-46172-00	D - 15	1S3-82123-00	C - 3		G - 7	3B4-W216E-30	D - 7	90119-06137	G - 8
3B4-2842N-00	F - 15	3B4-46173-00	E - 3	3B4-82128-00	G - 8	3B4-84751-00	G - 7	90105-06078	B - 7	90119-06152	D - 5
3B4-2842N-10	F - 15	3B4-461A0-00	D - 13	3B4-82129-00	G - 8	2EK-85111-00	G - 11	90105-06082	B - 7		D - 7
3B4-2845L-00	D - 4	3B4-4621F-00	D - 14	3B4-82133-10	G - 8	3Y6-85130-02	G - 11		B - 10		D - 8
3B4-2845N-00	F - 15	3B4-4621F-10	D - 14	5PS-82151-00	G - 9	449-85131-02	G - 11		B - 15		F - 15
3B4-28487-00	D - 4	3B4-4621F-20	D - 14	5JJ-82151-10	G - 9	8CC-85790-01	G - 8	90105-06639	C - 15	90119-08106	E - 4
3B4-28488-00	C - 15	3B4-4621F-30	D - 14	5JJ-82151-30	G - 9	5FL-85885-02	B - 12	90105-07004	B - 7	90119-08118	F - 15
3B4-28488-10	C - 15	3B4-46316-00	D - 13	5JJ-82151-90	G - 9	8FP-85886-00	B - 11	90105-08153	E - 4	90119-10023	B - 3
3B4-46101-01	D - 13	3B4-4631A-01	D - 14	4GB-82180-00	G - 9	3B4-8591A-10	G - 8	90105-08161	E - 15	90119-10044	F - 14
3B4-46117-00	E - 2	3B4-46326-00	D - 14	3B4-82309-00	G - 10	3B4-859A0-10	G - 10		F - 7		F - 15
3B4-46117-10	E - 2	3B4-46344-00	D - 14	1D7-82310-00	G - 8	5KM-86171-00	G - 10	90105-10131	D - 12	90149-04278	F - 9
3B4-46117-20	E - 2	3B4-46344-10	D - 14	3B4-8233W-10	D - 5	5D3-W0041-00	F - 11		E - 6	90149-05016	C - 11
3B4-46117-30	E - 2	3B4-46344-20	D - 14	5VK-82370-00	G - 8	5LP-W0041-00	F - 12	90105-10185	F - 3	90149-08013	C - 9
3B4-46119-00	D - 13	3B4-46344-30	D - 14	1C7-82380-00	B - 12	3B4-W0045-00	E - 15		F - 5	90149-08018	C - 4
3B4-46119-10	D - 13	3B4-46344-40	D - 14	3B4-82510-00	G - 8	3B4-W0045-10	F - 2	90105-10204	E - 4	90154-05021	G - 5
3B4-46119-20	D - 13	3B4-46344-50	D - 15	3B4-8253E-10	D - 5	3B4-W0046-00	F - 7	90105-10219	C - 15	90154-06014	E - 11
3B4-46119-30	D - 13	3B4-46470-00	E - 2	3B4-8253F-10	D - 5	3B4-W0046-10	F - 8	90105-10222	D - 10		E - 13
3B4-46119-40	D - 13	5KM-46559-00	D - 15	3B4-82540-01	G - 8	3B4-W0047-00	E - 15		E - 6		F - 3
3B4-46119-50	D - 13		E - 3	3GB-82540-01	G - 8		F - 7	90105-10237	C - 15		F - 5
3B4-46126-00	D - 13	3B4-47359-00	E - 2	3B4-8254B-00	G - 9	1UY-W0048-50	E - 15	90105-10238	C - 15	90157-04006	C - 5
5KM-46126-00	D - 15	3B4-47491-00	D - 12	3B4-8254E-10	D - 5		F - 7	90105-14003	C - 11	90159-05044	G - 5
	E - 3	3B4-67839-00	E - 2	4GB-82560-00	G - 9	3B4-W0057-00	E - 15	90109-06172	C - 14	90170-06128	B - 6
2HR-46127-00-25	D - 13	3B4-81410-00	G - 2	3HN-82569-00	G - 9	3B4-W0057-10	F - 7		D - 3	90170-08358	C - 13
2HR-46127-00-30	D - 13	3B4-81450-00	G - 2	3B4-82576-00	G - 10	3B4-W1471-10	B - 13		D - 11	90170-10010	E - 5
2HR-46127-00-35	D - 13	5KM-81677-00	F - 12	3HN-82579-00	G - 9	3B4-W2151-00	D - 3		E - 4	90170-18003	B - 4
2HR-46127-00-40	D - 13	3AJ-81801-00	G - 3	3B4-82590-20	G - 9	3B4-W2151-10	D - 3		E - 8	90170-36279	C - 6
2HR-46127-00-45	D - 13	3KS-81809-00	G - 3	3B4-82590-30	G - 9	3B4-W2151-20	D - 3		F - 12	90171-10001	E - 5
2HR-46127-00-50	D - 13	3B4-81815-00	G - 3	4V4-82913-00	F - 9	3B4-W215B-00	D - 3		F - 14		E - 6
3B4-46129-00	D - 13	3AJ-81826-00	G - 3	3B4-83371-00	G - 10	3B4-W215B-10	D - 3	90109-06202	C - 15	90171-12001	E - 6
3B4-46134-00	E - 2	4XV-8182A-00	G - 3	3B4-83500-01	G - 4	3B4-W215B-30	D - 3	90109-06214	C - 15	90179-05523	D - 4
3B4-46135-00	E - 2	11H-81844-00	G - 3	3B4-83500-11	G - 4	3B4-W215C-00	D - 3		F - 14	90179-08029	B - 14
5KM-46136-00	D - 15	1FK-81847-00	G - 3	3B4-83755-00	G - 8	3B4-W215C-10	D - 3	90109-08101	E - 15	90179-10020	E - 11
	E - 3	4NK-81850-00	G - 3	3B4-83912-00	F - 12	3B4-W215C-20	D - 3		F - 7		E - 13
5KM-46137-00	D - 15	4G0-81871-00	G - 3	3B4-83922-00	F - 11	3B4-W215D-00	D - 3	90109-09002	B - 2		F - 3
	E - 3	1S3-81890-00	G - 3	437-83936-01	G - 9	3B4-W215D-10	D - 3	90109-09003	B - 2		F - 5
3B4-46141-00	E - 2	3B4-81940-00	G - 8	3B4-83972-00	F - 10	3B4-W215D-20	D - 3	90109-09005	B - 2	90179-12005	D - 13
3B4-46142-00	E - 2	5DM-81950-00	G - 9	3B4-83976-00	F - 10	3B4-W215E-00	D - 3	90109-14002	C - 11	90179-16004	B - 4
3B4-46144-00	D - 13	5EA-81950-20	G - 9	5KM-83976-10	F - 9	3B4-W215E-30	D - 3	90110-05031	C - 2	90179-16005	C - 6
4WV-46145-10	E - 2	29U-81950-93	G - 9	3B4-83980-00	F - 12	3B4-W2161-00	D - 7		G - 2	90179-16006	C - 9
3B4-46151-00	D - 13	5EA-81952-00	G - 9	4HM-83980-00	F - 11	3B4-W2161-10	D - 7	90110-06200	D - 10	90179-20016	E - 11
3B4-46152-00	D - 14	1D7-81960-00	G - 8	3B4-84300-00	G - 5	3B4-W2161-20	D - 7		E - 7		E - 13

NUMERICAL INDEX

PART NO.	GRID NO.	PART NO.	GRID NO.	PART NO.	GRID NO.	PART NO.	GRID NO.	PART NO.	GRID NO.	PART NO.	GRID NO.
90179-20016	F - 4	90201-10118	F - 11	90340-14029	D - 14	90460-85135	C - 3	90501-06022	C - 11	93101-35001	C - 5
	F - 6		F - 12		E - 2	90461-08004	C - 2	90501-08665	F - 10	93102-15212	C - 13
90179-22013	C - 9	90201-12029	D - 13	90340-14132	B - 10	90462-08049	B - 15	90501-10353	C - 11	93102-30010	C - 9
90179-22021	C - 5	90201-127J6	C - 11	90340-36002	C - 2	90462-08055	C - 3	90501-12004	C - 12	93102-35004	C - 5
90179-55660	C - 10	90201-132G5	C - 13	90380-10002	C - 4	90462-16003	B - 15	90501-140A2	C - 11	93102-35009	D - 13
90179-60001	C - 9	90201-14023	F - 13	90381-17067	F - 3	90464-06007	B - 12	90501-18002	D - 15	93102-42004	C - 7
90183-05008	D - 5	90201-150U6	C - 7		F - 5	90464-09013	G - 10		E - 3	93104-09025	F - 9
	G - 5	90201-16021	C - 9	90387-06113	B - 9	90464-10112	G - 9	90501-220A1	B - 4	93104-41119	C - 6
90183-051A0	G - 11		E - 4	90387-0613B	C - 13	90464-12045	G - 10	90501-650A0	C - 6	93105-46001	E - 2
90183-06053	D - 3	90201-165H4	B - 4	90387-065G1	G - 7	90464-13073	G - 9	90506-16318	F - 13	93112-31011	E - 4
	D - 7	90201-170U8	C - 7	90387-066J1	E - 8	90464-14004	E - 8	90506-30006	B - 13	93210-10096	B - 10
	D - 8	90201-190T7	C - 6	90387-07021	E - 8	90464-15157	G - 9	90508-32018	C - 11	93210-14369	C - 2
	G - 10	90201-20028	C - 7	90387-08083	B - 13	90464-15195	G - 9	90508-35764	C - 13	93210-21190	B - 8
90183-060A2	B - 13	90201-20792	C - 11	90387-090R0	E - 4	90464-16006	F - 12	91312-04006	B - 12	93210-21631	B - 15
90183-060A5	C - 3	90201-25290	C - 7	90387-20021	C - 7	90464-16012	D - 9	91312-06012	B - 8	93210-26001	C - 7
90183-080A1	C - 13	90201-25634	D - 13	90387-22014	E - 4	90464-20010	F - 11		B - 10	93210-29196	G - 8
90185-10011	C - 15	90201-286K9	C - 4	90387-22591	E - 4		G - 10		B - 15	93210-33786	B - 8
90185-10012	D - 10	90209-06012	B - 9	90387-250R3	C - 7	90464-20181	G - 9	91312-06020	B - 8	93210-357A3	C - 2
	D - 12	90209-10229	E - 5	90387-26001	C - 7	90464-20237	G - 10		G - 8	93210-41042	B - 9
	E - 6	90214-22007	C - 7	90401-08004	B - 2	90464-35132	C - 15	91312-06025	B - 7	93210-44545	C - 6
	F - 3	90215-10008	B - 10	90401-10015	F - 11	90465-10098	G - 9	91312-06030	B - 2	93210-626A7	D - 13
	F - 5	90215-18001	B - 4		F - 12	90467-07029	D - 15	91312-06040	B - 3	93210-78544	B - 2
90185-22008	E - 4	90240-06076	F - 10	90401-10024	B - 10		E - 3	91312-08040	B - 15		C - 9
90201-03008	G - 13	90240-08013	F - 12	90401-14118	B - 10		E - 4	91401-16012	F - 9	93210-96601	B - 2
	G - 14	90267-32004	G - 13	90401-20003	B - 10	90467-07093	B - 8	91401-20012	F - 10	93211-594A4	C - 5
	G - 15		G - 14	90430-06014	B - 8	90467-08003	D - 8	91401-20020	E - 5	93305-00602	E - 11
	H - 2		G - 15		B - 9	90467-09006	E - 8		E - 6		E - 13
	H - 3		H - 2	90430-08119	B - 2	90467-10041	B - 11	91490-25020	E - 6		F - 3
90201-04027	F - 3		H - 3	90430-10003	E - 2	90467-110A2	B - 12	91A20-07020	B - 11		F - 5
	F - 5	90267-47187	F - 3	90430-10148	G - 8	90467-140A4	B - 2	92012-06012	B - 13	93306-00006	B - 8
90201-047R9	C - 5		F - 5	90430-10188	B - 10		B - 12	92012-06016	B - 13	93306-00426	C - 7
90201-05015	B - 13	90269-05055	C - 14	90430-12202	G - 8	90467-150A2	B - 2	92012-06030	G - 2	93306-00613	E - 2
90201-05019	B - 13	90269-06081	D - 9	90430-14043	B - 10	90467-220A1	B - 11		G - 7	93306-00704	D - 14
90201-05022	B - 13	90269-07010	D - 4		C - 11	90467-26189	B - 9	92902-05200	F - 15	93306-07209	B - 7
90201-05039	G - 4		D - 7	90430-14194	C - 11	90468-18195	E - 5		G - 11	93306-07801	C - 7
90201-06033	F - 14		D - 9	90445-070F1	E - 3	90480-01400	E - 8	92902-05600	D - 4	93306-20120	C - 2
90201-06036	B - 13	90269-07012	D - 3		E - 4	90480-01558	D - 8		F - 9	93306-20309	C - 7
	C - 13	90269-07076	D - 9	90445-07340	B - 8	90480-13004	D - 4		G - 10	93306-20464	C - 7
90201-06078	F - 14	90269-07077	D - 3	90445-074F6	D - 15	90480-13018	C - 2	92902-06200	B - 13	93306-205U0	D - 13
90201-06081	B - 13	90280-05001	B - 4	90445-09110	D - 8	90480-13398	C - 3	92902-06600	G - 7	93306-20654	C - 9
90201-06097	G - 6	90282-05007	B - 4	90445-09117	D - 8		D - 3	92902-08600	C - 9	93306-207U0	D - 14
	G - 7	90338-08174	B - 11	90445-09220	G - 6	90480-13567	C - 3		D - 14	93306-30438	B - 5
90201-08048	E - 4	90338-08226	D - 5		G - 7		D - 5		F - 12		C - 8
90201-08087	D - 14	90338-09130	D - 7	90445-12006	B - 12	90480-14532	F - 14	92907-04600	F - 9	93306-30523	D - 14
90201-10035	C - 15	90338-18122	F - 15	90450-32015	B - 8	90480-15235	B - 9	92907-06200	F - 10	93306-30534	B - 5
	D - 12	90340-10001	E - 2	90450-59006	B - 11	90480-17001	B - 13	92907-06600	B - 9	93306-30537	C - 9
	F - 3	90340-14002	D - 14	90450-72004	B - 11	90480-18290	E - 8	93101-10090	B - 8	93306-30810	B - 4
	F - 5	90340-14011	C - 2	90450-99010	B - 13	90501-05764	G - 5	93101-12168	C - 2	93306-37206	C - 9

NUMERICAL INDEX

PART NO.	GRID NO.	PART NO.	GRID NO.	PART NO.	GRID NO.	PART NO.	GRID NO.	PART NO.	GRID NO.	PART NO.	GRID NO.
93310-32590	C - 7	95022-06030	B - 8	95812-08040	E - 2	99530-08012	C - 13				
93310-84017	B - 4		B - 15	95812-10035	C - 15	99530-10014	D - 14				
93315-21813	C - 5		C - 2	95822-06020	C - 3	99530-10116	B - 15				
93316-01003	C - 5		C - 5	95822-06025	F - 11		C - 2				
93332-00046	D - 13		G - 3		F - 12		C - 5				
93332-00053	D - 13	95022-06040	B - 10	95822-06030	C - 2	99530-14016	B - 15				
93410-20038	C - 11		C - 5	95822-06040	C - 2						
93410-22039	D - 15	95022-06045	B - 9	95822-08012	B - 14						
	E - 3	95022-06050	B - 8	95822-08030	E - 4						
93410-46079	C - 5		C - 2	97002-05016	G - 10						
93440-15012	C - 8	95022-06060	B - 15	97002-06012	B - 12						
93440-25084	C - 7	95022-08012	D - 14	97002-06016	G - 8						
93450-22119	E - 11	95302-05600	G - 11	97017-06010	B - 9						
	E - 13	95302-05800	G - 4	97022-06014	F - 13						
93450-24062	C - 5	95302-06800	E - 8	97022-08025	D - 14						
93450-24154	B - 4		G - 7	97022-08030	C - 9						
93503-08007	C - 11	95302-08700	C - 13	97022-08035	D - 14						
93604-10011	B - 8	95302-10700	E - 5	97022-08060	E - 4						
93604-18100	C - 11	95307-05700	F - 9	97702-50512	D - 4						
93606-09002	B - 4	95312-06600	F - 13	97702-50516	F - 15						
93612-16254	B - 2		F - 14	97702-50520	B - 11						
93700-06004	F - 3	95312-10600	B - 10	97702-60025	G - 8						
	F - 5	95602-10200	C - 15	98502-03530	G - 5						
93900-00030	E - 11		D - 12	98502-05016	D - 4						
	E - 13	95604-06100	F - 11	98502-05020	F - 9						
	F - 3	95607-05100	F - 9	98502-06016	B - 13						
	F - 5	95612-08625	B - 2	98507-04016	F - 9						
94108-12008	E - 11	95612-16100	E - 5	98507-05012	B - 12						
	E - 13	95702-06300	D - 10	98507-05020	F - 9						
94108-12012	E - 11		E - 7	98507-06010	B - 12						
	E - 13		F - 14	98507-06012	B - 12						
94110-12008	F - 3		G - 6	98706-04012	F - 11						
	F - 5		G - 7		F - 12						
94110-12012	F - 3	95702-06500	G - 8	98902-06020	G - 10						
	F - 5	95702-08500	B - 14	99001-10600	F - 13						
94580-31074	B - 10	95802-06012	D - 2	99009-10400	B - 8						
94591-57126	B - 7		D - 5	99009-12400	C - 11						
94701-00420	B - 2		F - 11	99009-19400	D - 15						
94703-00420	B - 2	95802-06020	B - 9		E - 3						
95022-06008	B - 13		G - 8	99009-30400	E - 6						
	G - 8	95802-06030	E - 8		E - 11						
95022-06010	B - 8	95812-06012	G - 10		E - 13						
	B - 9	95812-06014	E - 2	99009-35400	B - 4						
95022-06012	B - 2	95812-06016	C - 13	99009-55500	E - 11						
95022-06016	C - 2	95812-06035	C - 13		E - 13						
95022-06020	B - 2	95812-08014	D - 12		F - 3						
	B - 9		F - 15		F - 5						
	C - 13	95812-08040	B - 14	99009-80500	C - 5						