

PARTS CATALOGUE

WaveRunnerFX CruiserHighOutput

FX1100A-F (F1XA/6B6J/6B62)

FX1100A-F (F1XB/6B6K/6B62)

MJ-FX1100A'07 (F1XA/6B6J/6B62)

FX1100A-F/MJ-FX1100A'07
PARTS CATALOGUE
©2006 by Yamaha Motor Co., Ltd.
1st edition, October 2006
All rights reserved.
Any reprinting or unauthorized use
without the written permission of
Yamaha Motor Co., Ltd.
is expressly prohibited.
Printed in Japan.

A3

FOREWORD

This Parts Catalogue is related to the parts for the model(s) on the cover page. When you are ordering replacement parts, please refer to this Parts Catalogue and quote both part numbers and part names correctly.

1. Modifications or additions which have been made after the issue of the Parts Catalogue will be announced in the Parts News.

It is advisable that you make the necessary corrections to the Parts Catalogue according to the Parts News.

2. Abbreviations

The following abbreviations are used in this Parts Catalogue.

“UR” Use specified parts number.

“UN” Use as many as needed.

“AP” Alternate Parts

“LM” Locally Made (Parts need to be ordered locally)

“F#” Frame No. (Applicable machine No.)

“O/S” Over Size

3. The number of components for assembly

- Parts, which are to be supplied in an assembly, are listed with a dot (.) in front of the part name as shown below.
- The numeral appearing to the right of each component part indicates the quantity of parts for each assembly unit.

PART NO.	DESCRIPTION	Q'TY	REMARKS
2F5-83310-60	FRONT FLASHER LIGHT ASSY	2	
115-83311-60	.BULB (6V-18W)	1	

4. Applicable colours of graphics are represented in the “REMARKS” as shown below.

PART NO.	DESCRIPTION	Q'TY	REMARKS
2N4-24110-00-X5	FUEL TANK COMP.	2	MXR
3J1-24240-10	.GRAPHIC, FUEL TANK	1	FOR MXR

5. Note that the illustrations for reference in finding parts numbers are not to be used for assembling. When assembling, please use the applicable service manual.

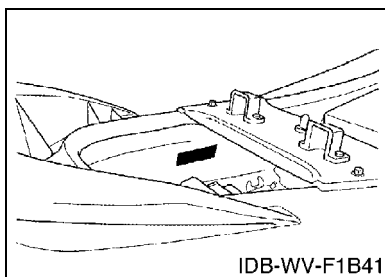
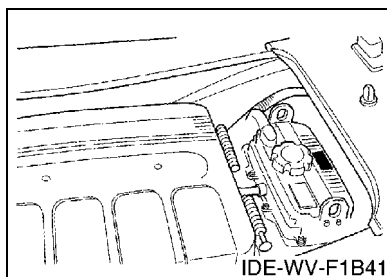
6. The asterisk (*) before a reference number indicates modified items after the first edition.

FOREWORD

7. Applicable Serial No.

Engine Serial No.

Hull Serial No.



8. Applicable Colour Code (The (*) mark shows Model colour.)

Abbreviation	Colour Name	Colour Code
DPBMT	DEEP PURPLISH BLUE METALLIC T	0978
DNMC	DARK GRAY METALLIC C	0922
LGM3	LIGHT GRAY METALLIC 3	0137
LNMP	LIGHT GRAY METALLIC P	0925
SS4(*)	BLACK SOLID 4	008P
SSA(*)	BLACK SOLID A	1000

9. Quantity Column Information

Column No.	Name Of Q'ty Column	Destination
1	USA	U.S.A.
2	CAN	CANADA
3	GENE	EXCEPT U.S.A., CANADA, JAPAN
4	JPN	JAPAN

10. Applicable Starting Serial No.

Engine Serial No.

Serial No.	Name Of Q'ty Column	Model Code
6B6-1031001	USA	6B6J
6B6-1031001	CAN	6B6J
6B6-1031001	GENE	6B6K
6B6-1031001	JPN	6B6J

Hull Serial No.

Serial No.	Name Of Q'ty Column	Model Code
F1X-0807137	USA	F1XA
F1X-0807137	CAN	F1XA
F1X-0807137	GENE	F1XB
F1X-0807137	JPN	F1XA

CONTENTS

CYLINDER	B2
CRANKCASE	B4
CRANKSHAFT & PISTON	B6
VALVE	B8
INTAKE	B10
INJECTION PUMP	B12
OIL PUMP	B14
OIL COOLER	C2
EXHAUST 1	C4
EXHAUST 2	C6
JET UNIT 1	C9
JET UNIT 2	C12
JET UNIT 3	C13
GENERATOR	C14
STARTING MOTOR	C15
ELECTRICAL 1	D2
ELECTRICAL 2	D4
ELECTRICAL 3	D5
ENGINE HATCH 1	D6
ENGINE HATCH 2	D9
HULL & DECK	D11
GUNWALE & MAT	D13
VENTILATION	D15
SEAT & UNDER LOCKER	E2
FUEL TANK	E4
BILGE PUMP	E6
EXHAUST 3	E8
CONTROL CABLE	E9
STEERING 1	E12
STEERING 2	E14
GRAPHICS	E15
IMPORTANT LABELS	F2
IMPORTANT LABELS 2	F3
IMPORTANT LABELS 3	F4
REPAIR KIT 1	F5

INDEX

NUMERICAL INDEX	M1
-----------------------	----

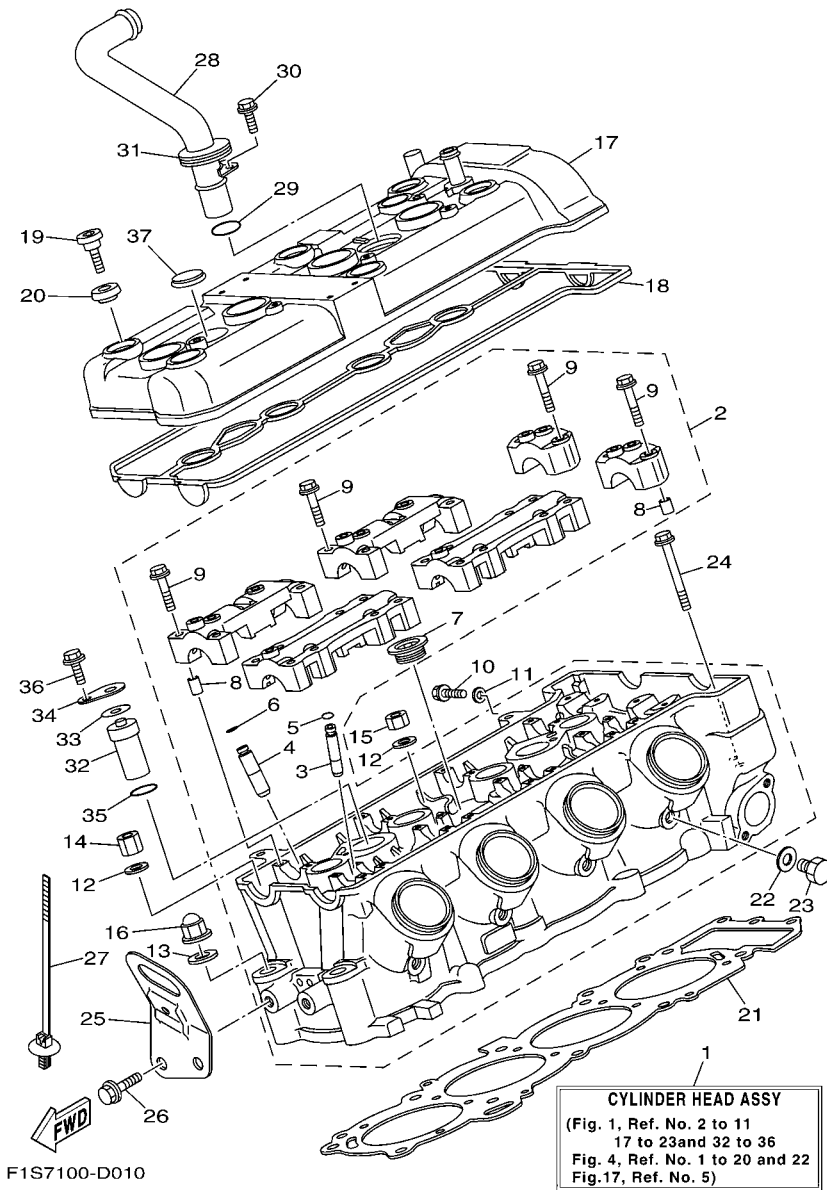


FIG. 1 CYLINDER

REF. NO.	PART NO.	DESCRIPTION	USA	CAN	GENE	JPN	REMARKS
1	6B6-W009A-00-94	CYLINDER HEAD ASSY	1	1	1	1	
2	6B6-11102-00-94	CYLINDER HEAD ASSY	1	1	1	1	
3	3TJ-11133-10	.GUIDE, VALVE	12	12	12	12	
4	1WG-11133-11	.GUIDE, VALVE	8	8	8	8	
5	93440-07149	.CIRCLIP	12	12	12	12	
6	93440-10153	.CIRCLIP	8	8	8	8	
7	90340-27001	.PLUG, STRAIGHT SCREW	1	1	1	1	
8	91808-16023	.PIN, DOWEL	12	12	12	12	
9	90105-06026	.BOLT, FLANGE	28	28	28	28	
10	95023-06012	BOLT	1	1	1	1	
11	90430-06014	GASKET	1	1	1	1	
12	90201-10013	WASHER, PLATE	8	8	8	8	
13	90201-10019	WASHER, PLATE	2	2	2	2	
14	90179-10006	NUT	3	3	3	3	
15	90179-10414	NUT	5	5	5	5	
16	90176-10001	NUT, CROWN	2	2	2	2	
17	6B6-11191-02-94	COVER, CYLINDER HEAD 1	1	1	1	1	
18	60E-11193-01	GASKET, HEAD COVER 1	1	1	1	1	
19	90109-066F0	BOLT	6	6	6	6	
20	4KG-1111G-00	RUBBER, MOUNT 1	6	6	6	6	
21	6B6-11181-00	GASKET, CYLINDER HEAD 1	1	1	1	1	
22	90430-06014	GASKET	4	4	4	4	
23	91380-06012	BOLT	4	4	4	4	
24	97513-06555	BOLT, WITH WASHER	3	3	3	3	
25	60E-1111E-00	HANGER, ENGINE 2	1	1	1	1	
26	97513-08520	BOLT, WITH WASHER	2	2	2	2	
27	90464-20005	CLAMP	1	1	1	1	

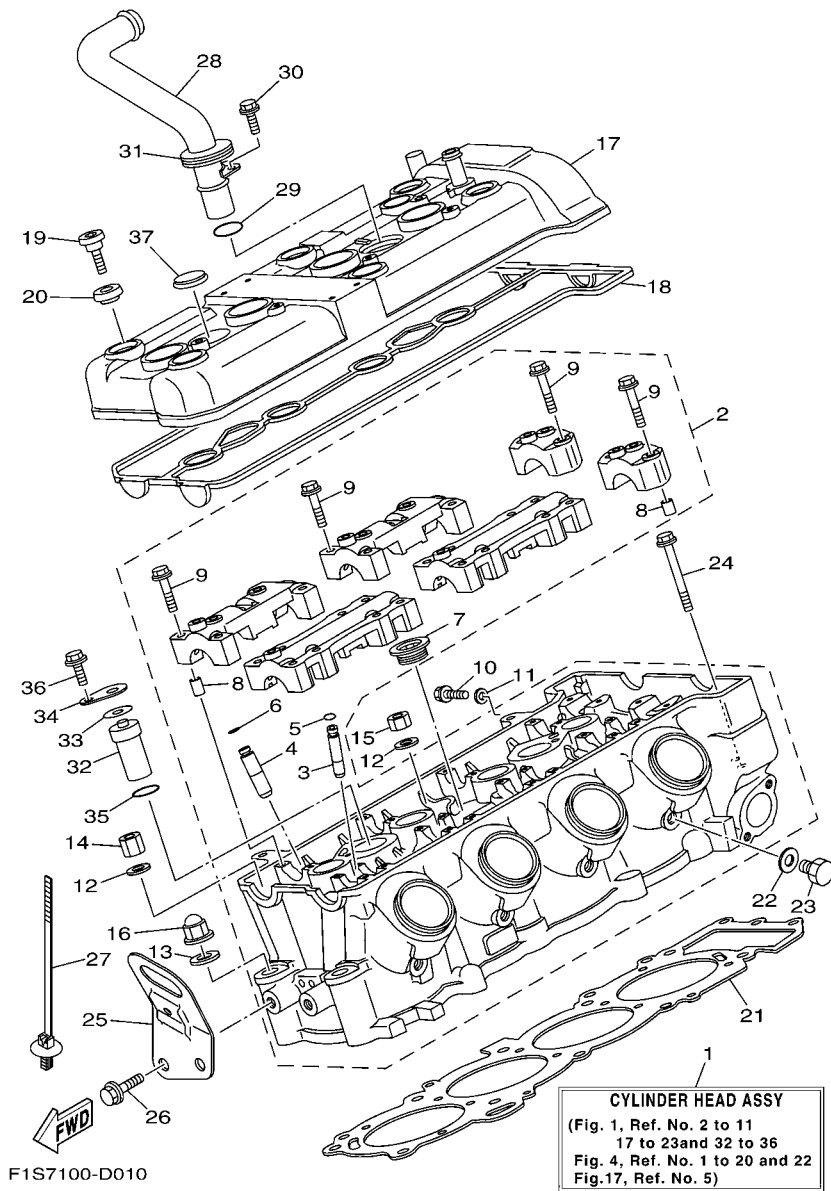
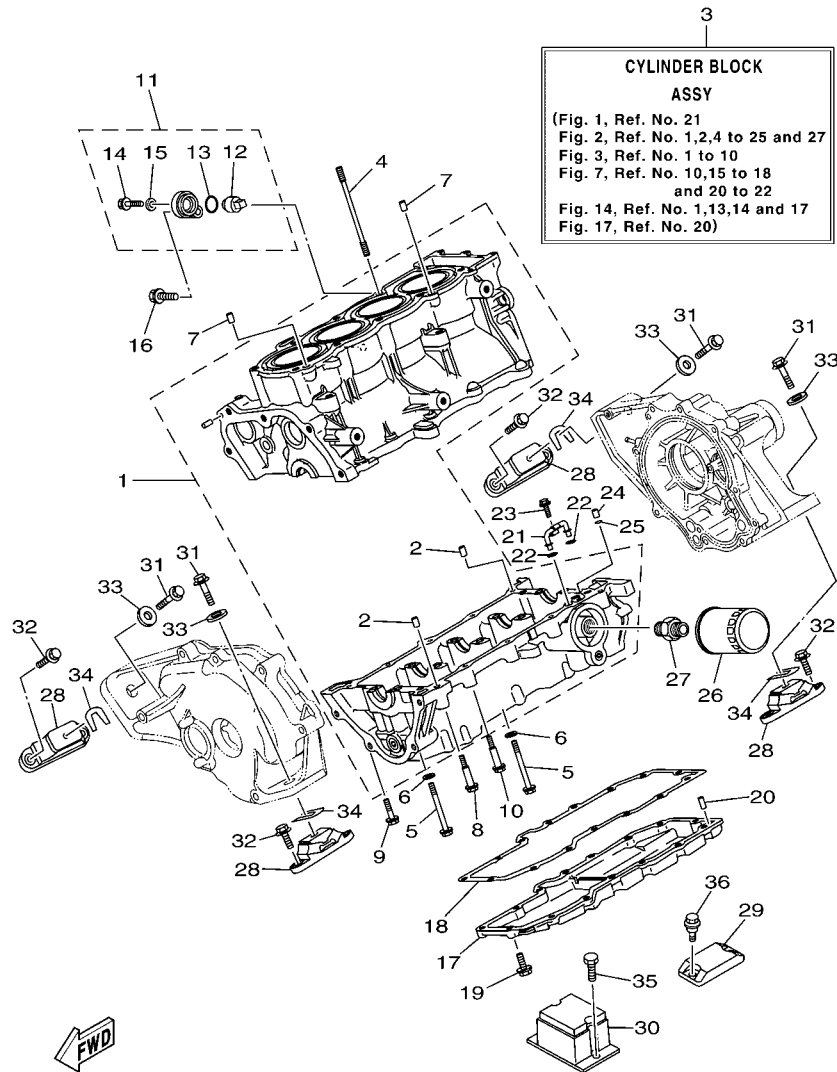


FIG. 1 CYLINDER

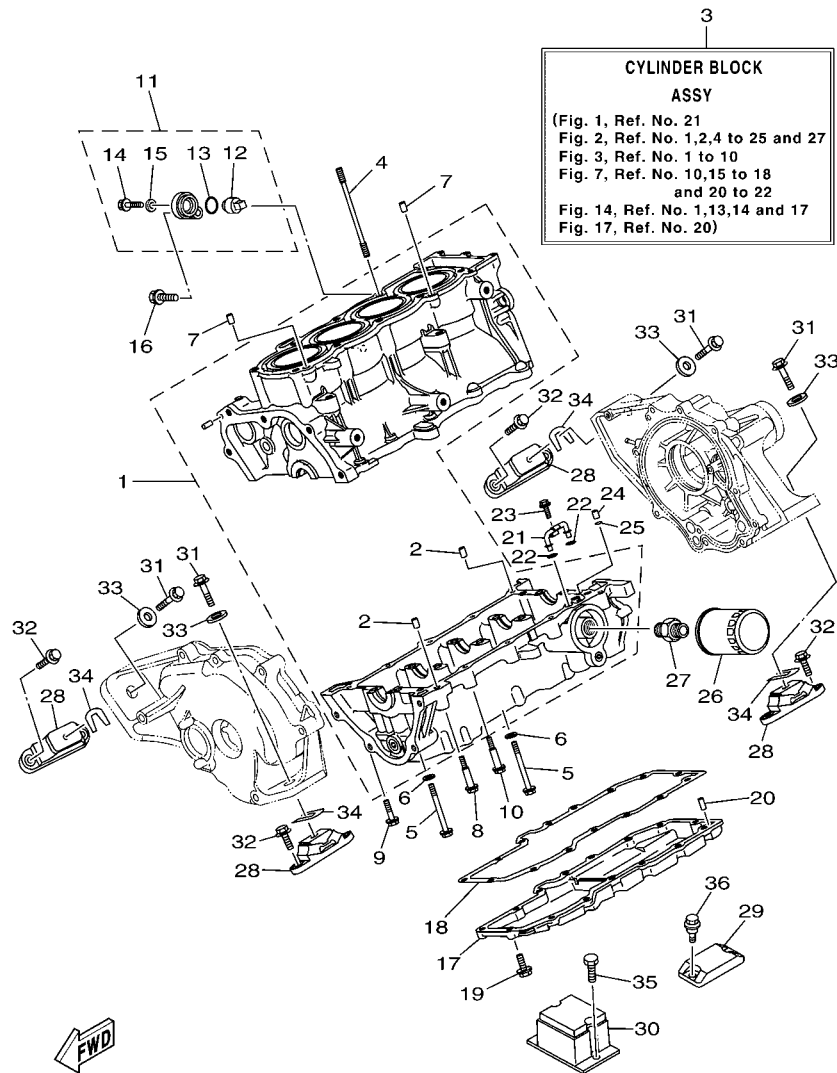
REF. NO.	PART NO.	DESCRIPTION	USA	CAN	GENE	JPN	REMARKS
28	6B6-12482-00	PIPE 2	1	1	1	1	
29	93210-18417	O-RING	1	1	1	1	
30	91317-06016	BOLT	1	1	1	1	
31	60E-12494-00	SEAL, PIPE 1	1	1	1	1	
32	60E-12483-10	PIPE 3	1	1	1	1	
33	60E-12474-00	GASKET 1	1	1	1	1	
34	60E-12537-00	PLATE 2	1	1	1	1	
35	93210-18417	O-RING	1	1	1	1	
36	91317-06016	BOLT	1	1	1	1	
37	60E-12495-00	SEAL, PIPE 2	1	1	1	1	



F1XA100-F020

FIG. 2 CRANKCASE

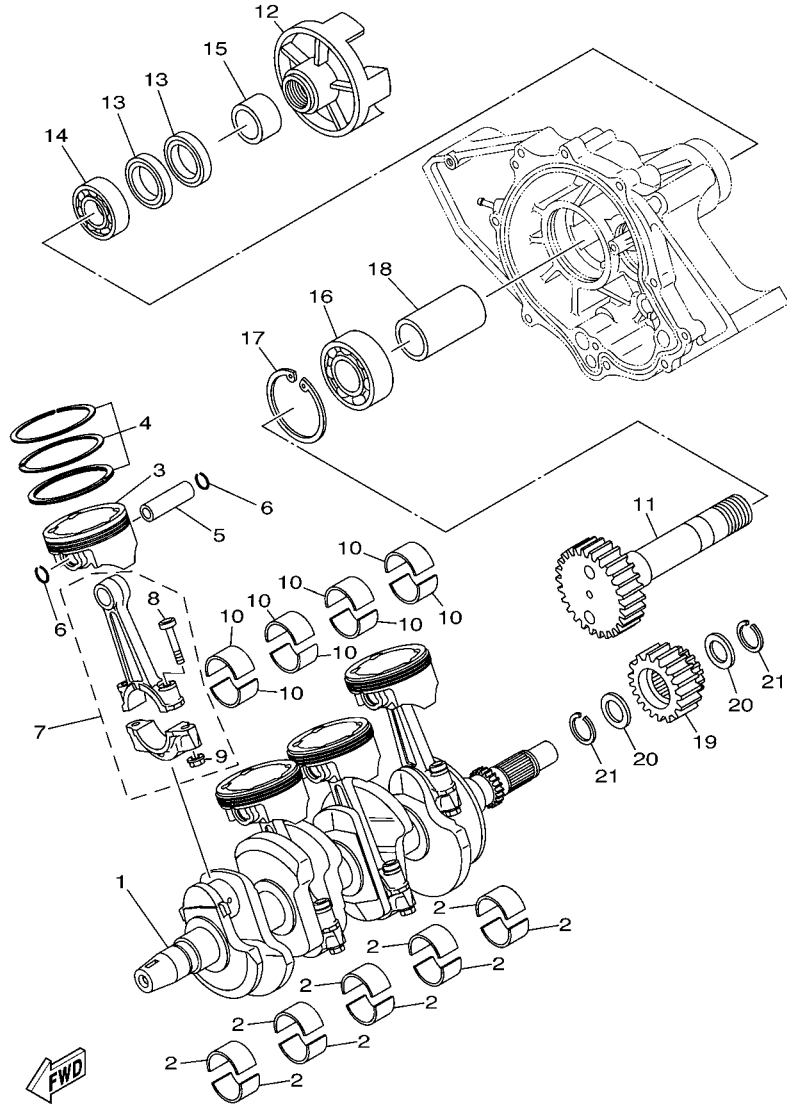
REF. NO.	PART NO.	DESCRIPTION	USA	CAN	GENE	JPN	REMARKS
1	6B6-15100-00-8P	CRANKCASE ASSY	1	1	1	1	
2	99530-10014	.PIN, DOWEL	2	2	2	2	
3	6B6-W009B-00-8P	CYLINDER BLOCK ASSY	1	1	1	1	
4	90116-10619	BOLT, STUD	10	10	10	10	
5	90105-093A5	BOLT, FLANGE	10	10	10	10	
6	90201-096J9	WASHER, PLATE	10	10	10	10	
7	99530-10014	PIN, DOWEL	2	2	2	2	
8	90109-06051	BOLT	2	2	2	2	
9	90105-06033	BOLT, FLANGE	1	1	1	1	
10	90105-06M17	BOLT, FLANGE	7	7	7	7	
11	69J-11301-00	ANODE COVER ASSY	1	1	1	1	
12	67F-11325-01	.ANODE	1	1	1	1	
13	67F-11328-00	.GROMMET, ANODE	1	1	1	1	
14	90105-06M07	.BOLT, FLANGE	1	1	1	1	
15	90430-06M03	.GASKET	1	1	1	1	
16	97595-08540	BOLT, WITH WASHER	1	1	1	1	
17	6B6-1310A-00-94	PAN, OIL	1	1	1	1	
18	6B6-13557-01	GASKET	1	1	1	1	
19	97513-06520	BOLT, WITH WASHER	15	15	15	15	
20	93603-14M15	PIN, DOWEL	2	2	2	2	
21	60E-13161-00	PIPE, DELIVERY 1	1	1	1	1	
22	93210-06667	O-RING	2	2	2	2	
23	95027-06010	BOLT, FLANGE	1	1	1	1	
24	99530-08012	PIN, DOWEL	1	1	1	1	
25	93210-08001	O-RING	1	1	1	1	
26	5GH-13440-00	ELEMENT ASSY, OIL CLEANER	1	1	1	1	
27	90401-20145	BOLT, UNION	1	1	1	1	



F1XA100-F020

FIG. 2 CRANKCASE

REF. NO.	PART NO.	DESCRIPTION	USA	CAN	GENE	JPN	REMARKS
28	67X-44517-10-94	MOUNT RUBBER	4	4	4	4	
29	60E-G4574-00-94	STOPPER, LOWER MOUNT RUBBER	1	1	1	1	
30	6B6-44532-00-94	STOPPER, UPPER MOUNT	1	1	1	1	
31	90119-08835	BOLT, WITH WASHER	4	4	4	4	
32	90119-08823	BOLT, WITH WASHER	8	8	8	8	
33	90201-099U3	WASHER, PLATE	4	4	4	4	
34	EU0-U7354-00-01	SHIM (T=0.1)	10	10	10	10	UR
	EU0-U7354-00-03	SHIM (T=0.3)	10	10	10	10	UR
	EU0-U7354-00-05	SHIM (T=0.5)	10	10	10	10	UR
	EU0-U7354-00-10	SHIM (T=1.0)	10	10	10	10	UR
	EU0-U7354-00-20	SHIM (T=2.0)	10	10	10	10	UR
35	90101-06917	BOLT	2	2	2	2	
36	90109-06847	BOLT	2	2	2	2	

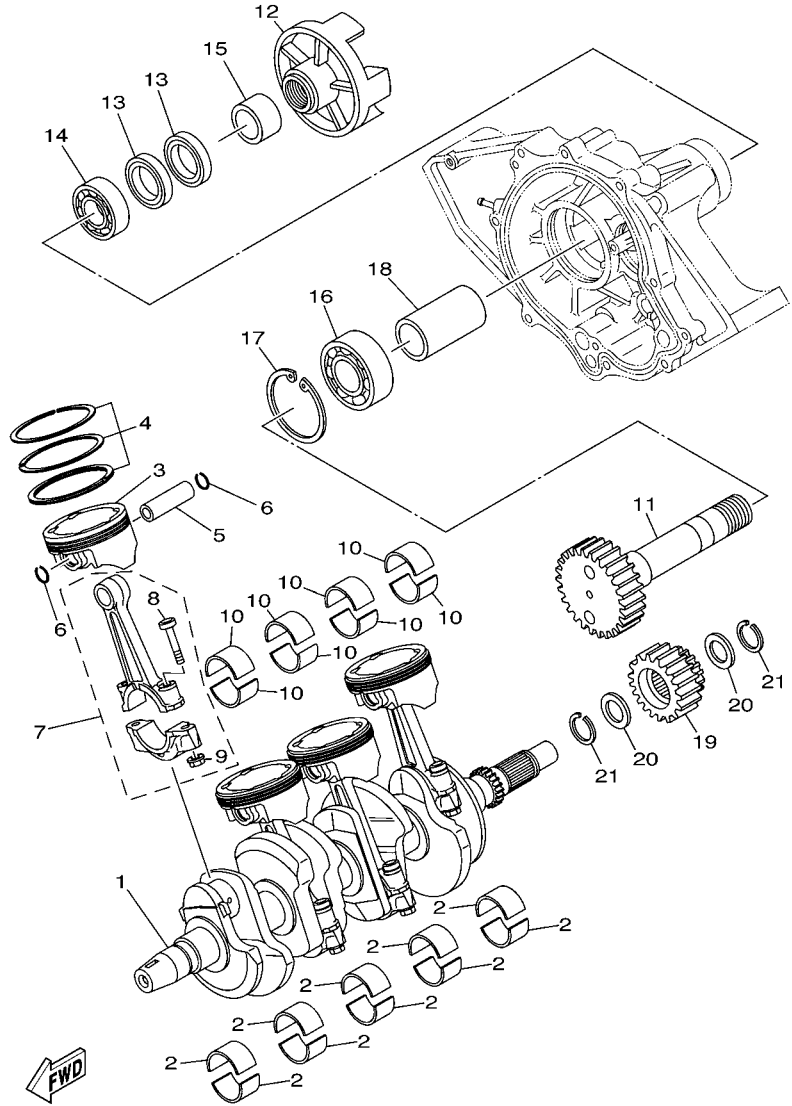


F1S1100-C030

FIG. 3 CRANKSHAFT & PISTON

REF. NO.	PART NO.	DESCRIPTION	USA	CAN	GENE	JPN	REMARKS
1	60E-11411-11	CRANKSHAFT	1	1	1	1	
2	60E-11416-00	PLANE BEARING, CRANKSHAFT 1	10	10	10	10	UR BROWN
	60E-11416-10	PLANE BEARING, CRANKSHAFT 1	10	10	10	10	UR BLACK
	60E-11416-20	PLANE BEARING, CRANKSHAFT 1	10	10	10	10	UR BLUE
	60E-11416-30	PLANE BEARING, CRANKSHAFT 1	10	10	10	10	UR GREEN
	60E-11416-40	PLANE BEARING, CRANKSHAFT 1	10	10	10	10	UR YELLOW
3	6B6-11631-00-B0	PISTON (STD)	4	4	4	4	
4	6B6-11603-00	PISTON RING SET (STD)	4	4	4	4	
5	4XV-11633-00	PIN, PISTON	4	4	4	4	
6	90468-12069	CLIP	8	8	8	8	
7	5PW-11650-00	CONNECTING ROD ASSY	4	4	4	4	
8	5JW-11654-00	.BOLT, CONNECTING ROD	2	2	2	2	
9	90179-08327	.NUT	2	2	2	2	
10	60E-11656-00	PLANE BEARING, CONNECTING ROD	8	8	8	8	UR BROWN
	60E-11656-10	PLANE BEARING, CONNECTING ROD	8	8	8	8	UR BLACK
	60E-11656-20	PLANE BEARING, CONNECTING ROD	8	8	8	8	UR BLUE
	60E-11656-30	PLANE BEARING, CONNECTING ROD	8	8	8	8	UR GREEN
11	6B6-17572-00	SHAFT, TRANSFER	1	1	1	1	
12	66E-45813-10-94	FLANGE, COUPLING	1	1	1	1	
13	93101-35004	OIL SEAL	2	2	2	2	
14	93306-07801	BEARING	1	1	1	1	
15	6B6-11478-00	COLLAR	1	1	1	1	
16	93306-30610	BEARING	1	1	1	1	
17	99009-72500	CIRCLIP	1	1	1	1	
18	6B6-17585-00	COLLAR, GEAR	1	1	1	1	
19	6B6-17586-00	GEAR, TRANSFER DRIVE	1	1	1	1	
20	90209-25008	WASHER	2	2	2	2	

B6

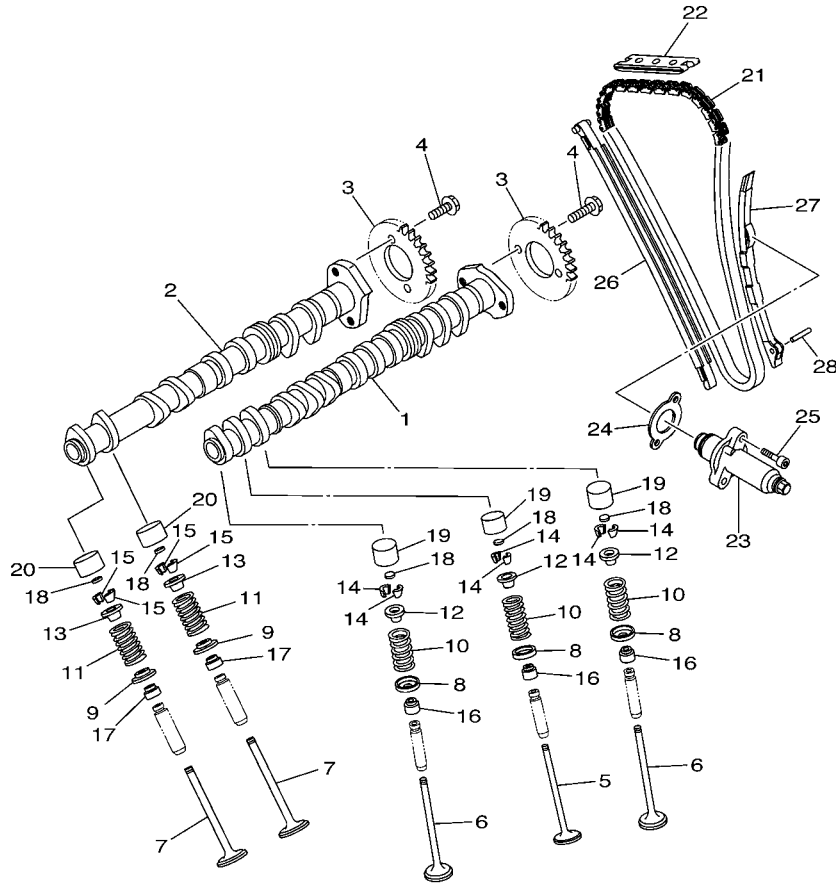


F1S1100-C030

FIG. 3 CRANKSHAFT & PISTON

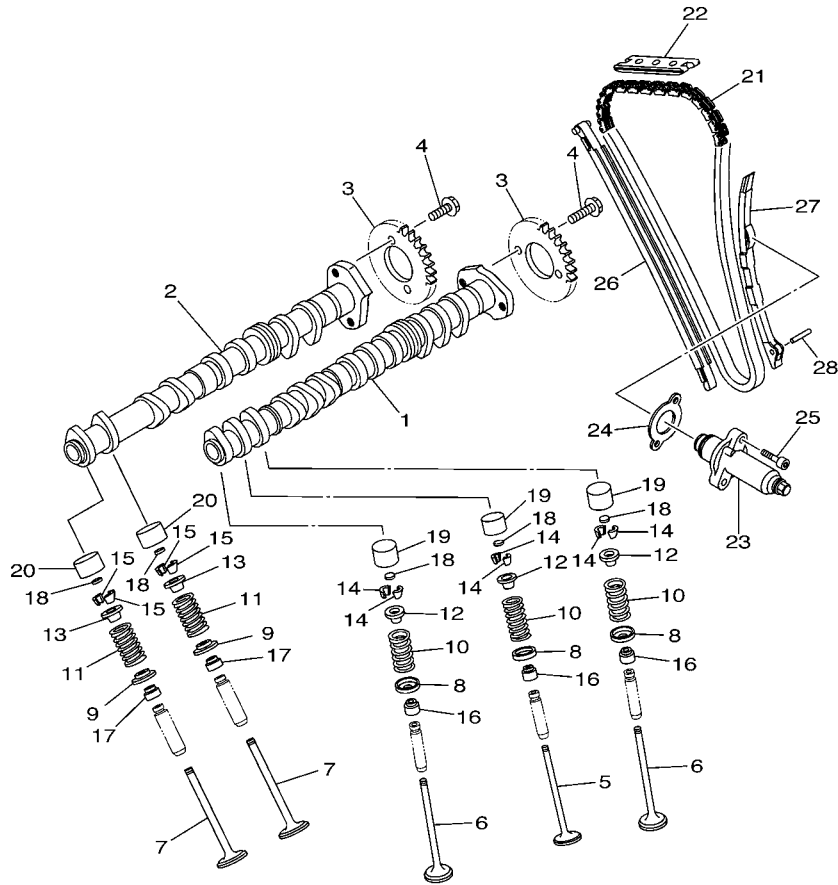
REF. NO.	PART NO.	DESCRIPTION	USA	CAN	GENE	JPN	REMARKS
21	93440-28062	CIRCLIP	2	2	2	2	

FIG. 4 VALVE



F1S1100-C040

REF. NO.	PART NO.	DESCRIPTION	USA	CAN	GENE	JPN	REMARKS
1	6B6-12171-00	CAMSHAFT 1	1	1	1	1	
2	5JJ-12181-00	CAMSHAFT 2	1	1	1	1	
3	6D3-12176-00	SPROCKET, CAM CHAIN	2	2	2	2	
4	90105-07004	BOLT, FLANGE	4	4	4	4	
5	4XV-12111-00	VALVE, INTAKE	4	4	4	4	
6	4XV-12112-00	VALVE, INTAKE 2	8	8	8	8	
7	5LV-12121-00	VALVE, EXHAUST	8	8	8	8	
8	1HX-12116-01	SEAT, VALVE SPRING	12	12	12	12	
9	3GM-12126-00	SEAT, VALVE SPRING 2	8	8	8	8	
10	4XV-12113-00	SPRING, VALVE INNER	12	12	12	12	
11	4XV-12114-00	SPRING, VALVE OUTER	8	8	8	8	
12	1HX-12117-00	RETAINER, VALVE SPRING	12	12	12	12	
13	1WG-12117-00	RETAINER, VALVE SPRING	8	8	8	8	
14	1HX-12118-00	COTTER, VALVE	24	24	24	24	
15	1WG-12118-00	COTTER, VALVE	16	16	16	16	
16	4TV-12119-00	SEAL, VALVE STEM	12	12	12	12	
17	4SV-12119-00	SEAL, VALVE STEM	8	8	8	8	
18	1HX-12168-00	PAD, ADJUSTING 2 (1.20)	20	20	20	20	UR
	1HX-12168-20	PAD, ADJUSTING 2 (1.25)	20	20	20	20	UR
	1HX-12168-40	PAD, ADJUSTING 2 (1.30)	20	20	20	20	UR
	1HX-12168-60	PAD, ADJUSTING 2 (1.35)	20	20	20	20	UR
	1HX-12168-80	PAD, ADJUSTING 2 (1.40)	20	20	20	20	UR
	1HX-12168-A0	PAD, ADJUSTING 2 (1.45)	20	20	20	20	UR
	1HX-12168-F0	PAD, ADJUSTING 2 (1.50)	20	20	20	20	UR
	1HX-12168-H1	PAD, ADJUSTING 2 (1.55)	20	20	20	20	UR
	1HX-12168-K1	PAD, ADJUSTING 2 (1.60)	20	20	20	20	UR
	1HX-12168-M1	PAD, ADJUSTING 2 (1.65)	20	20	20	20	UR



F1S1100-C040

FIG. 4 VALVE

REF. NO.	PART NO.	DESCRIPTION	USA	CAN	GENE	JPN	REMARKS
18	1HX-12168-R1	PAD, ADJUSTING 2 (1.70)	20	20	20	20	UR
	1HX-12168-U1	PAD, ADJUSTING 2 (1.75)	20	20	20	20	UR
	1HX-12168-W1	PAD, ADJUSTING 2 (1.80)	20	20	20	20	UR
	1HX-12168-Y1	PAD, ADJUSTING 2 (1.85)	20	20	20	20	UR
	1HX-12169-11	PAD, ADJUSTING 2 (1.90)	20	20	20	20	UR
	1HX-12169-31	PAD, ADJUSTING 2 (1.95)	20	20	20	20	UR
	1HX-12169-50	PAD, ADJUSTING 2 (2.00)	20	20	20	20	UR
	1HX-12169-70	PAD, ADJUSTING 2 (2.05)	20	20	20	20	UR
	1HX-12169-90	PAD, ADJUSTING 2 (2.10)	20	20	20	20	UR
	1HX-12169-E0	PAD, ADJUSTING 2 (2.15)	20	20	20	20	UR
	1HX-12169-G0	PAD, ADJUSTING 2 (2.20)	20	20	20	20	UR
	1HX-12169-J0	PAD, ADJUSTING 2 (2.25)	20	20	20	20	UR
	1HX-12169-L0	PAD, ADJUSTING 2 (2.30)	20	20	20	20	UR
	1HX-12169-N0	PAD, ADJUSTING 2 (2.35)	20	20	20	20	UR
	1HX-12169-T0	PAD, ADJUSTING 2 (2.40)	20	20	20	20	UR
19	3LN-12153-10	LIFTER, VALVE	12	12	12	12	YELLOW
20	3FV-12153-10	LIFTER, VALVE	8	8	8	8	YELLOW
21	94591-49130	CHAIN	1	1	1	1	
22	5BE-12241-00	GUIDE, STOPPER 2	1	1	1	1	
23	60E-12210-00	TENSIONER ASSY, CAM CHAIN	1	1	1	1	
24	4FM-12213-00	GASKET, TENSIONER CASE	1	1	1	1	
25	91380-06025	BOLT	2	2	2	2	
26	6D3-12251-00	DAMPER, CHAIN 1	1	1	1	1	
27	4XV-12252-00	DAMPER, CHAIN 2	1	1	1	1	
28	93607-54002	PIN, DOWEL	1	1	1	1	

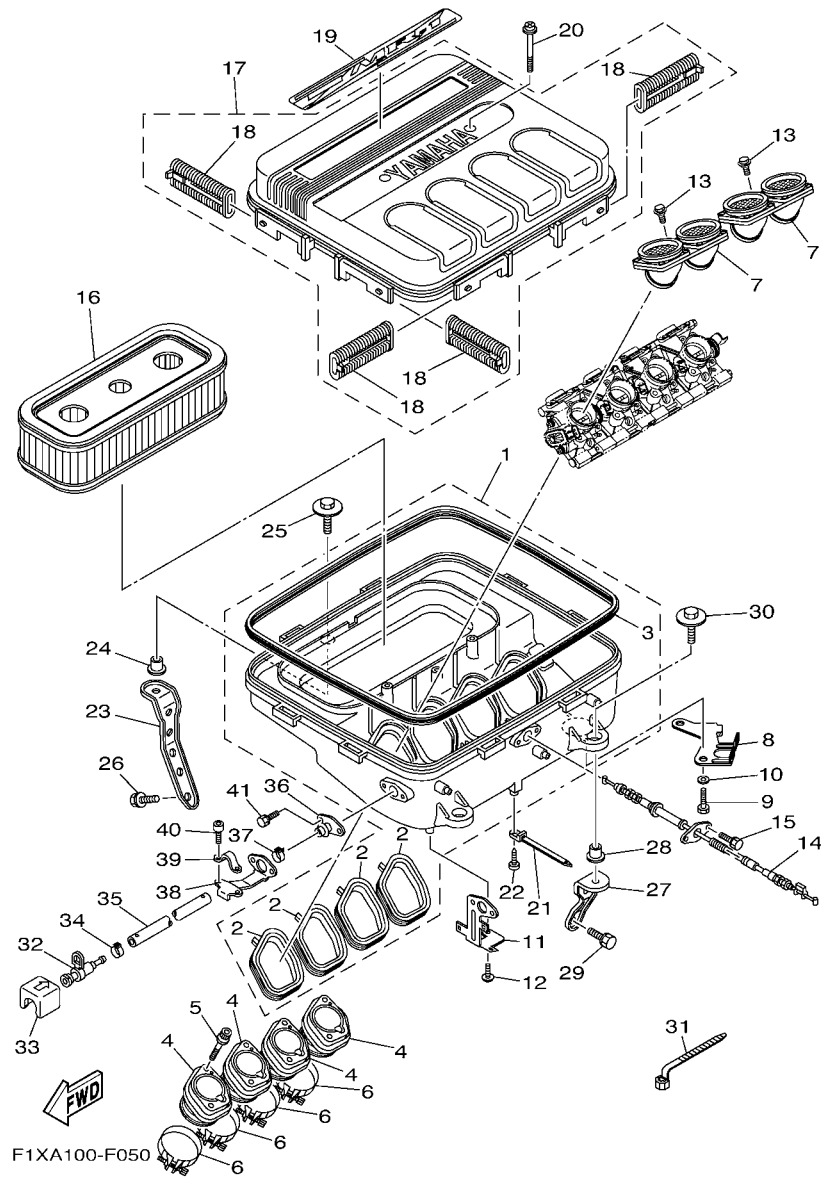


FIG. 5 INTAKE

REF. NO.	PART NO.	DESCRIPTION	USA	CAN	GENE	JPN	REMARKS
1	6B6-14410-02	AIR CLEANER ASSY.	1	1	1	1	
2	6B6-14239-00	.SEAL	4	4	4	4	
3	60E-14457-00	.SEAL	1	1	1	1	
4	6B6-13795-00	JOINT, THROTTLE BODY 1	4	4	4	4	
5	90110-08020	BOLT, HEXAGON SOCKET HEAD	8	8	8	8	
6	90450-57002	HOSE CLAMP ASSY	4	4	4	4	
7	6B6-1440A-00	RIBBON, SUB ASSY	2	2	2	2	
8	6B6-14869-00	BRACKET 3	1	1	1	1	
9	97013-06016	BOLT	2	2	2	2	
10	92903-06600	WASHER, PLATE	2	2	2	2	
11	60E-14867-00	BRACKET	1	1	1	1	
12	90160-05003	SCREW, ROUND TAPPING	1	1	1	1	
13	90109-06053	BOLT	4	4	4	4	
14	6B6-26311-12	CABLE, THROTTLE 1	1	1	1	1	
15	90119-06078	BOLT, WITH WASHER	2	2	2	2	
16	6B6-14451-01	ELEMENT, AIR CLEANER	1	1	1	1	
17	6B6-14420-00	AIR CLEANER ASSY 2	1	1	1	1	
18	66V-13898-00	.HOLDER	8	8	8	8	
19	6B6-2339F-00	GRAPHIC 2	1	1	1	1	
20	90159-05006	SCREW, WITH WASHER	2	2	2	2	
21	90465-12M53	CLAMP	1	1	1	1	
22	90160-05003	SCREW, ROUND TAPPING	1	1	1	1	
23	60E-14413-00	STAY	1	1	1	1	
24	60E-14449-00-94	COLLAR	1	1	1	1	
25	90119-08050	BOLT, WITH WASHER	1	1	1	1	
26	90119-08032	BOLT, WITH WASHER	1	1	1	1	
27	60E-14414-00	STAY 2	2	2	2	2	

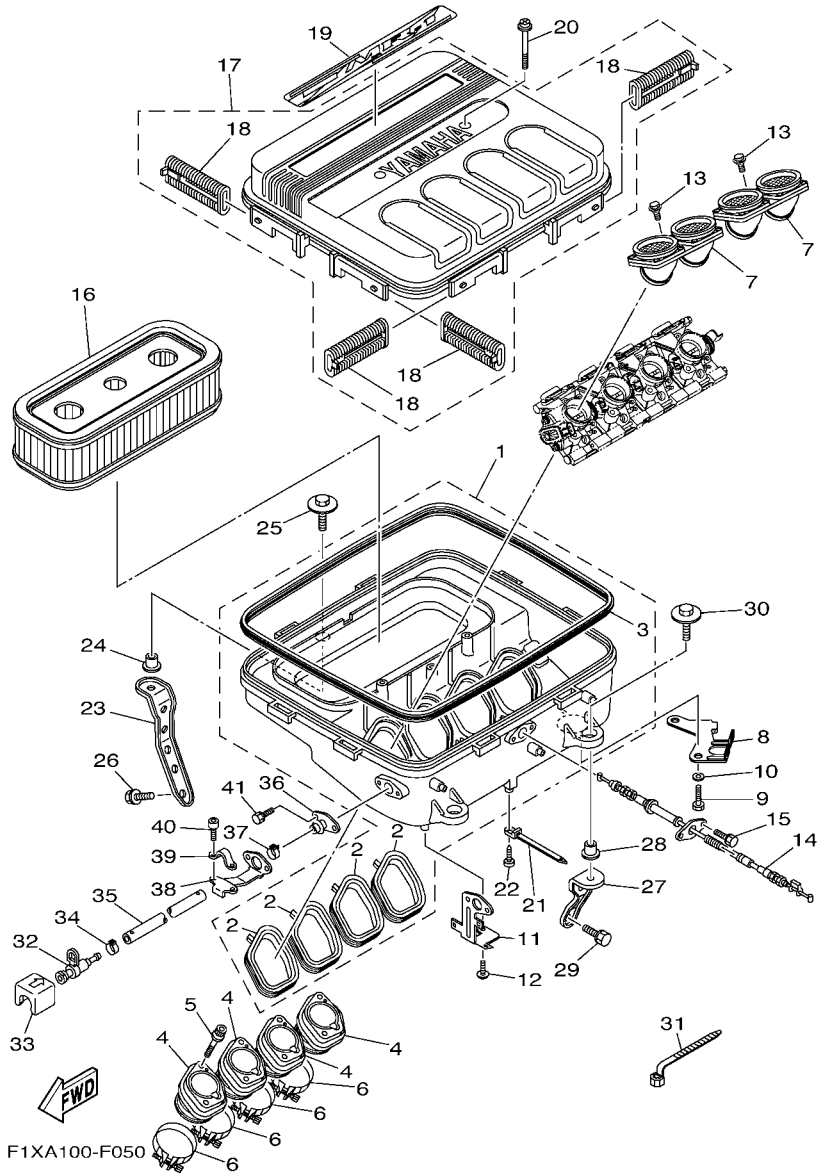
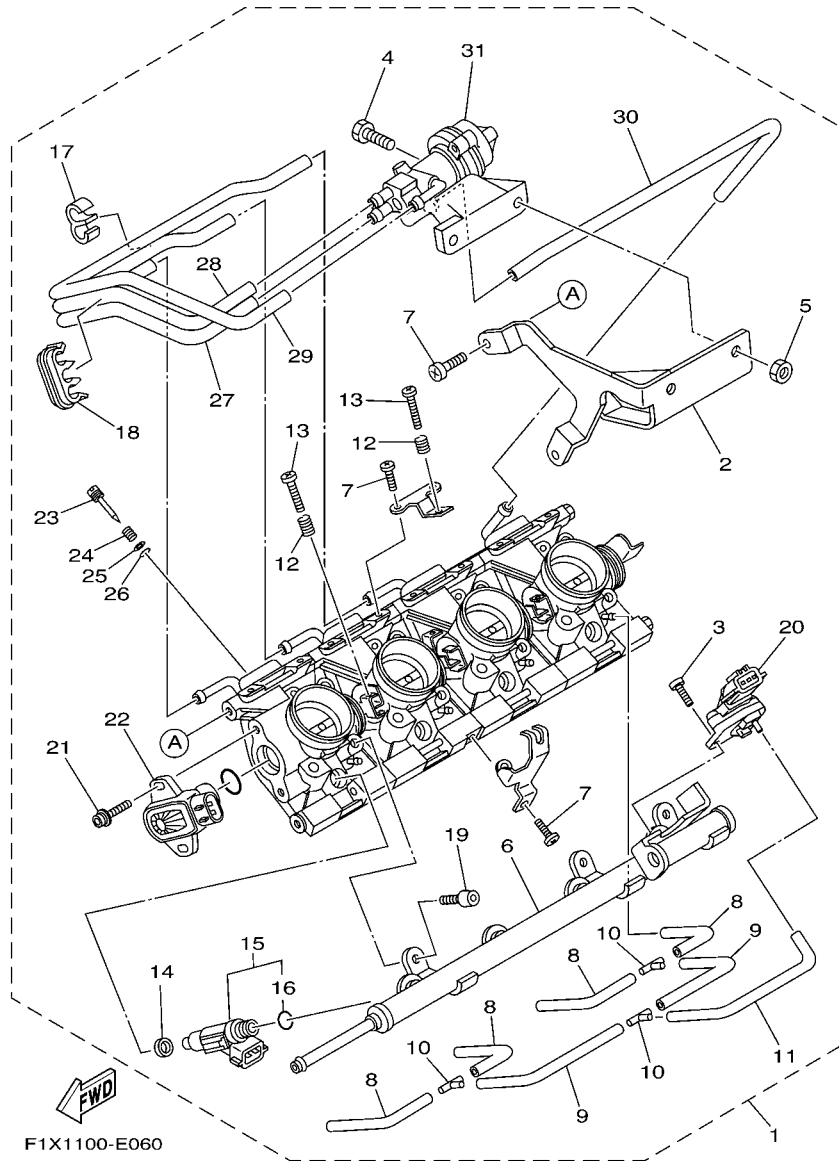


FIG. 5 INTAKE

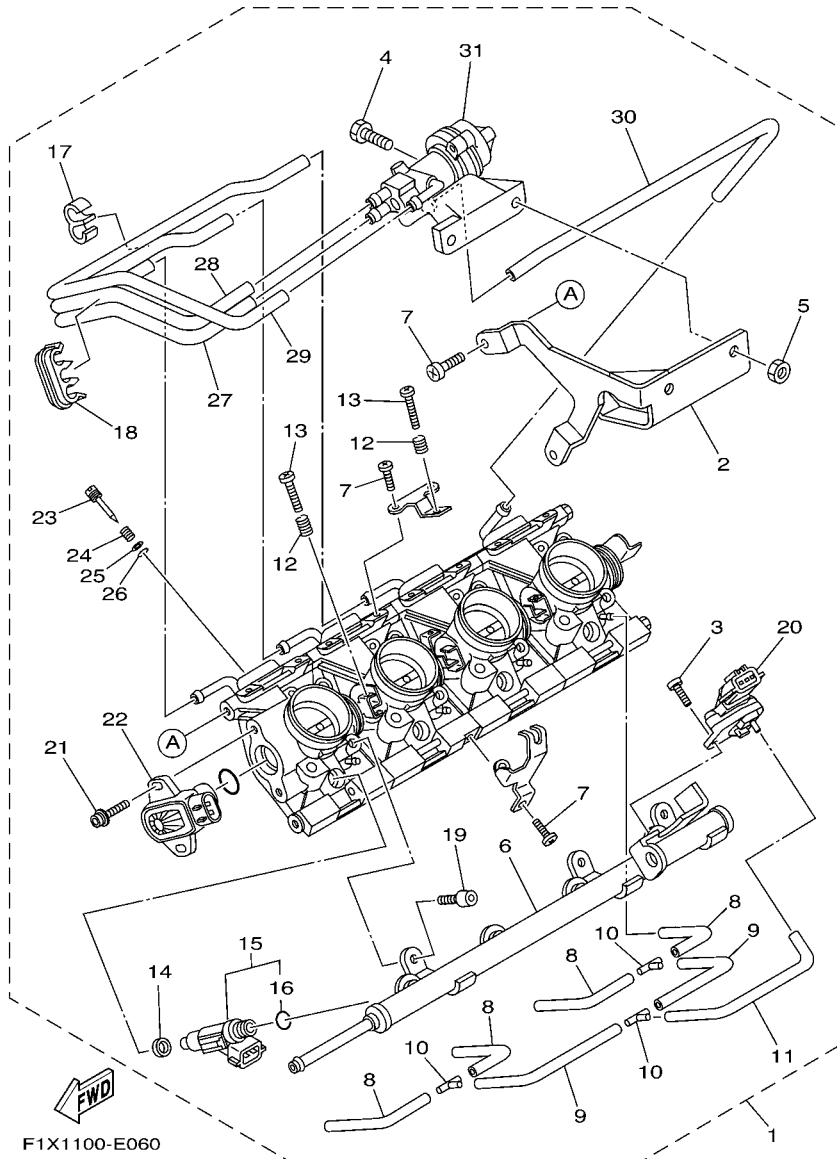
REF. NO.	PART NO.	DESCRIPTION	USA	CAN	GENE	JPN	REMARKS
28	60E-14449-00-94	COLLAR	2	2	2	2	
29	90119-08050	BOLT, WITH WASHER	2	2	2	2	
30	90119-08032	BOLT, WITH WASHER	2	2	2	2	
31	90464-20005	CLAMP	2	2	2	2	
32	60E-24300-01	FUEL PIPE JOINT	1	1	1	1	
33	60E-24474-00	COVER	1	1	1	1	
34	90450-17M17	HOSE CLAMP ASSY	2	2	2	2	
35	60E-14294-00	HOSE	1	1	1	1	
36	60E-24329-00	SEAL	1	1	1	1	
37	90467-090A4	CLIP	1	1	1	1	
38	60E-24364-00	STAY	1	1	1	1	
39	60E-24366-00	CLAMP, FUEL PIPE 1	1	1	1	1	
40	91380-04008	BOLT	2	2	2	2	
41	97513-06516	BOLT, WITH WASHER	2	2	2	2	



F1X1100-E060

FIG. 6 INJECTION PUMP

REF. NO.	PART NO.	DESCRIPTION	USA	CAN	GENE	JPN	REMARKS
1	6B6-13750-01	THROTTLE BODY ASSY	1	1	1	1	
2	6B6-14291-00	.BRACKET 1	1	1	1	1	
3	68V-81147-00	.SCREW 3	2	2	2	2	
4	63P-14446-00	.BOLT	2	2	2	2	
5	6B6-14358-00	.NUT	2	2	2	2	
6	60E-12880-11	.DELIVERY PIPE	1	1	1	1	
7	60E-14216-00	.SCREW	7	7	7	7	
8	5FL-14987-10	.HOSE	4	4	4	4	
9	5FL-14349-10	.PIPE	2	2	2	2	
10	4N0-14251-00	.NIPPLE	3	3	3	3	
11	5PW-14396-00	.PIPE	1	1	1	1	
12	3KW-14932-00	.SPRING, THROTTLE 2	7	7	7	7	
13	69J-14321-00	.SCREW, THROTTLE	4	4	4	4	
14	90430-09002	.GASKET	4	4	4	4	
15	60E-13761-10	.INJECTOR ASSY	4	4	4	4	
16	60E-14147-00	.O-RING	1	1	1	1	
17	6B6-12486-00	.CLIP	1	1	1	1	
18	6B6-12487-00	.CLIP 2	1	1	1	1	
19	6B6-14446-00	.BOLT	3	3	3	3	
20	6B6-83688-00	.SENSOR ASSY	1	1	1	1	
21	68V-81145-01	.SCREW 1	2	2	2	2	
22	60E-85885-10	.THROTTLE SENSOR ASSY	1	1	1	1	
23	4BH-14923-00	.SCREW, PILOT	4	4	4	4	
24	4BH-14134-00	.SPRING, AIR ADJUSTING	4	4	4	4	
25	3L5-14962-00	.WASHER	4	4	4	4	
26	3H1-14147-00	.O-RING	4	4	4	4	
27	6B6-13545-00	.HOSE 1	1	1	1	1	

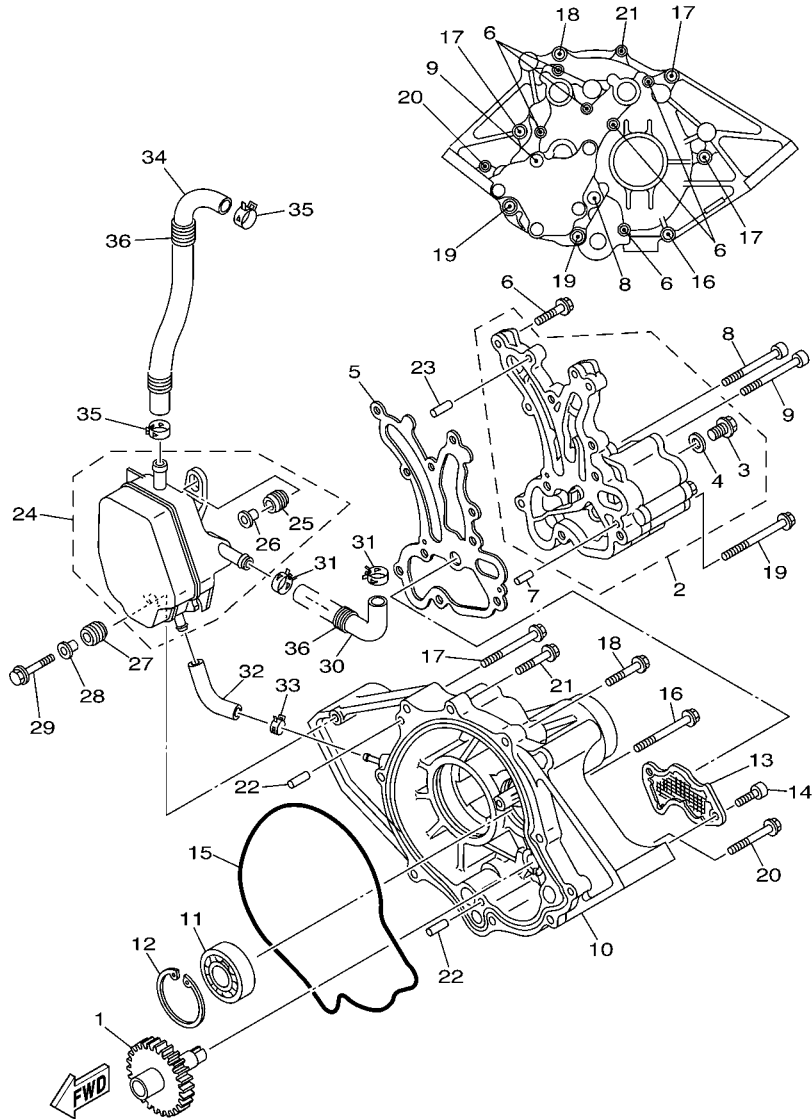


F1X1100-E060

FIG. 6 INJECTION PUMP

REF. NO.	PART NO.	DESCRIPTION	USA	CAN	GENE	JPN	REMARKS
28	6B6-13546-00	.HOSE 2	1	1	1	1	
29	6B6-13547-00	.HOSE 3	1	1	1	1	
30	6B6-13548-00	.HOSE, AIR 4	1	1	1	1	
31	6B6-13660-00	.INTAKE VALVE ASSY	1	1	1	1	

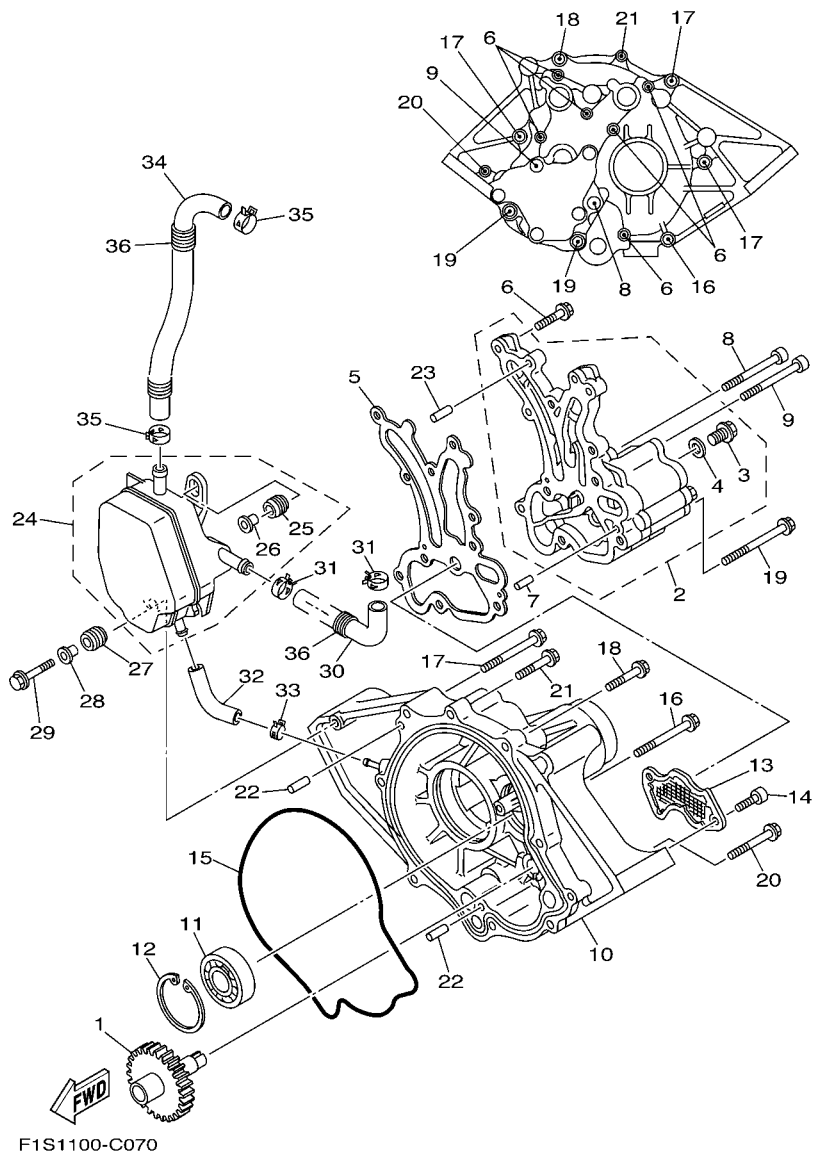
FIG. 7 OIL PUMP



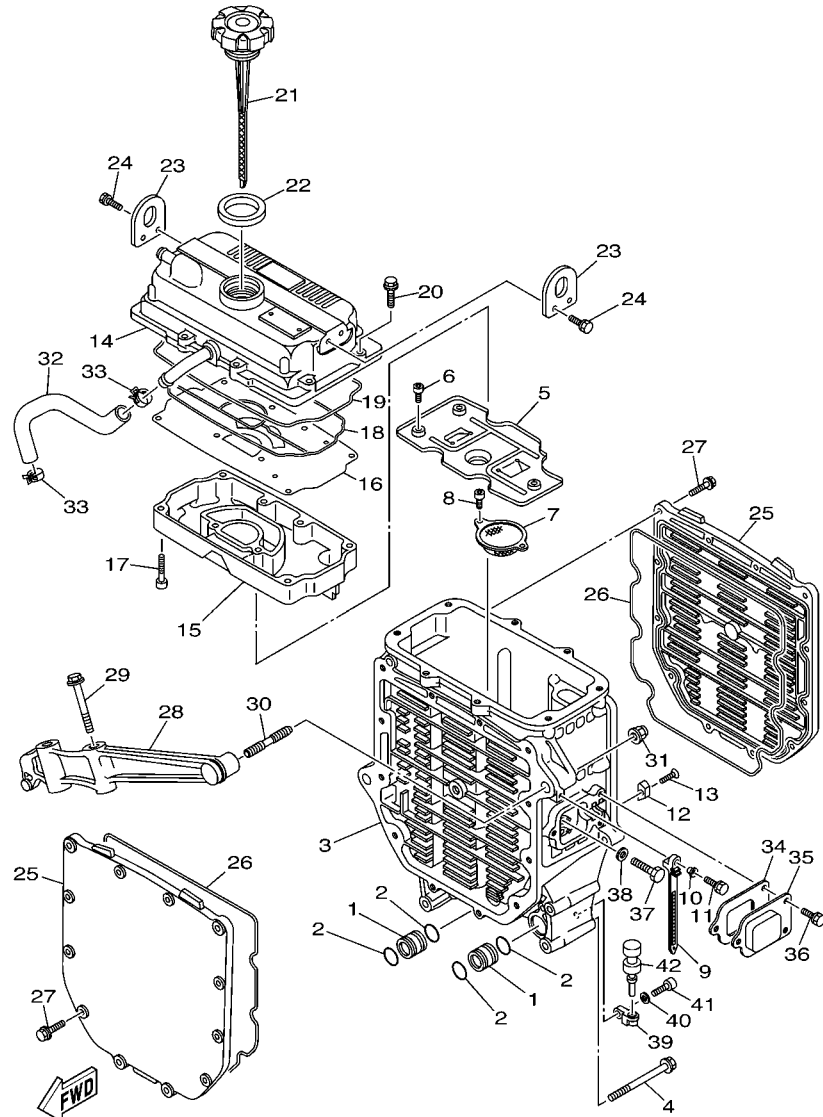
F1S1100-C070

REF. NO.	PART NO.	DESCRIPTION	USA	CAN	GENE	JPN	REMARKS
1	6B6-13360-00	DRIVEN GEAR ASSY	1	1	1	1	
2	6B6-13300-01	OIL PUMP ASSY	1	1	1	1	
3	95817-08012	.BOLT, FLANGE	1	1	1	1	
4	90430-08119	.GASKET	1	1	1	1	
5	6B6-13563-01	GASKET	1	1	1	1	
6	97513-06525	BOLT, WITH WASHER	6	6	6	6	
7	93603-12221	PIN, DOWEL	2	2	2	2	
8	90110-08039	BOLT, HEXAGON SOCKET HEAD	1	1	1	1	
9	90110-08040	BOLT, HEXAGON SOCKET HEAD	1	1	1	1	
10	6B6-13327-01-94	COVER, PUMP GEAR	1	1	1	1	
11	93306-30441	BEARING	1	1	1	1	
12	99009-52500	CIRCLIP	1	1	1	1	
13	6B6-13411-00	STRAINER, OIL	1	1	1	1	
14	91317-06016	BOLT	2	2	2	2	
15	6B6-13475-01	GASKET	1	1	1	1	
16	90119-08045	BOLT, WITH WASHER	1	1	1	1	
17	90119-08034	BOLT, WITH WASHER	3	3	3	3	
18	90119-08043	BOLT, WITH WASHER	1	1	1	1	
19	90119-08073	BOLT, WITH WASHER	2	2	2	2	
20	97513-06555	BOLT, WITH WASHER	1	1	1	1	
21	97513-06535	BOLT, WITH WASHER	1	1	1	1	
22	93608-16M16	PIN, DOWEL	2	2	2	2	
23	93606-25M00	PIN, DOWEL	2	2	2	2	
24	60E-11164-00	SEPERATOR, OIL	1	1	1	1	
25	6A0-82317-00	.DAMPER, IGNITION COIL	1	1	1	1	
26	90387-06119	.COLLAR	1	1	1	1	
27	6A0-82317-00	DAMPER, IGNITION COIL	2	2	2	2	

FIG. 7 OIL PUMP



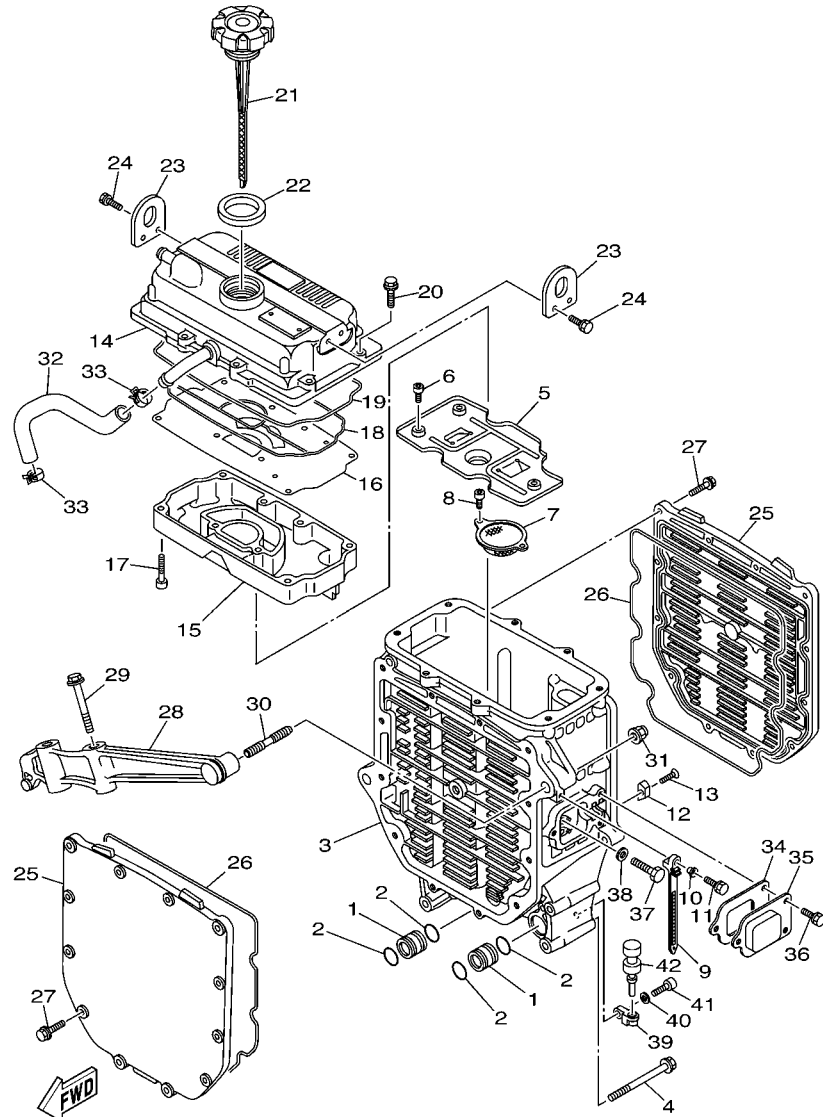
REF. NO.	PART NO.	DESCRIPTION	USA	CAN	GENE	JPN	REMARKS
28	90387-06119	COLLAR	1	1	1	1	
29	90119-06M65	BOLT, WITH WASHER	2	2	2	2	
30	60E-11126-01	PIPE, BREATHER 3	1	1	1	1	
31	90467-170A0	CLIP	2	2	2	2	
32	6B6-11125-00	PIPE, BREATHER 4	1	1	1	1	
33	90467-110A1	CLIP	1	1	1	1	
34	60E-11166-01	PIPE, BREATHER 1	1	1	1	1	
35	90467-170A0	CLIP	2	2	2	2	
36	90447-19005	HOSE, WITH SPRING	2	2	2	2	



F1S1100-C080

FIG. 8 OIL COOLER

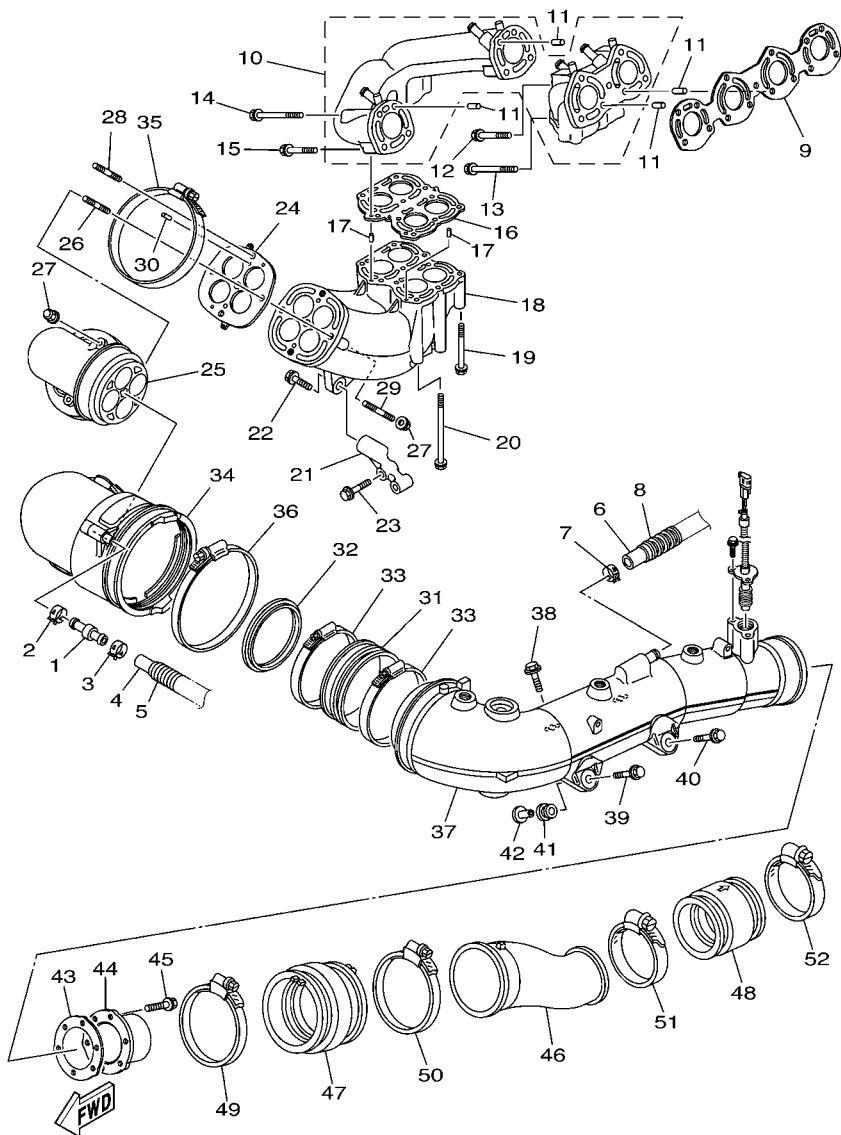
REF. NO.	PART NO.	DESCRIPTION	USA	CAN	GENE	JPN	REMARKS
1	60E-13446-00	CONNECTOR	2	2	2	2	
2	93210-18322	O-RING	4	4	4	4	
3	6B6-13462-00-94	CASE, OIL COOLER	1	1	1	1	
4	90119-10020	BOLT, WITH WASHER	5	5	5	5	
5	6B6-13317-00	PLATE, BAFFLE	1	1	1	1	
6	91317-05014	BOLT	3	3	3	3	
7	60E-13421-00	STRAINER 2	1	1	1	1	
8	91317-06014	BOLT	2	2	2	2	
9	90465-12M53	CLAMP	1	1	1	1	
10	90387-06M05	COLLAR	1	1	1	1	
11	97595-06520	BOLT, WITH WASHER	1	1	1	1	
12	6E5-11325-00	ANODE	1	1	1	1	
13	98780-04015	SCREW, FLAT HEAD	1	1	1	1	
14	60E-13463-10-94	COVER, OIL COOLER	1	1	1	1	
15	6B6-11165-00	PLATE, BREATHER	1	1	1	1	
16	6B6-11145-00	PLATE, BREATHER 2	1	1	1	1	
17	91317-05035	BOLT	8	8	8	8	
18	60E-13475-00	GASKET	1	1	1	1	
19	60E-13477-00	GASKET	1	1	1	1	
20	90105-06036	BOLT, FLANGE	8	8	8	8	
21	60E-15362-00	PLUG, OIL LEVEL	1	1	1	1	
22	60E-13473-00	O-RING	1	1	1	1	
23	6B6-11119-00	HANGER, ENGINE	2	2	2	2	
24	90119-06023	BOLT, WITH WASHER	4	4	4	4	
25	6D3-13443-00-94	COVER, OIL COOLER	2	2	2	2	
26	60E-13476-10	GASKET	2	2	2	2	
27	90105-06M07	BOLT, FLANGE	24	24	24	24	



F1S1100-C080

FIG. 8 OIL COOLER

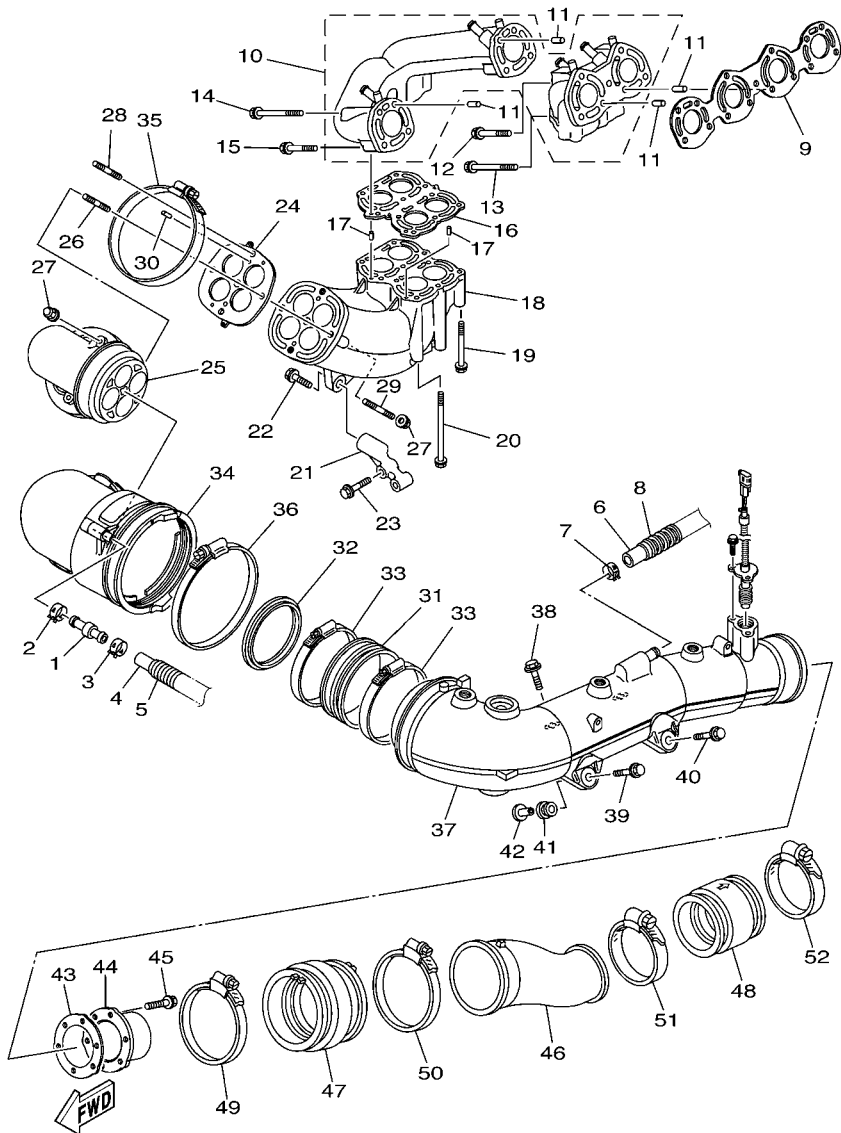
REF. NO.	PART NO.	DESCRIPTION	USA	CAN	GENE	JPN	REMARKS
28	6B6-13151-00-94	STAY	1	1	1	1	
29	90119-10M02	BOLT, WITH WASHER	2	2	2	2	
30	90116-10016	BOLT, STUD	2	2	2	2	
31	90176-10001	NUT, CROWN	2	2	2	2	
32	6B6-11167-00	PIPE, BREATHER 2	1	1	1	1	
33	90467-170A0	CLIP	2	2	2	2	
34	60E-13567-00	GASKET	1	1	1	1	
35	60E-13882-00	COVER 2	1	1	1	1	
36	97580-06516	BOLT, WITH WASHER	3	3	3	3	
37	97013-06012	BOLT	2	2	2	2	
38	92903-06600	WASHER, PLATE	2	2	2	2	
39	60E-51341-00-94	BRACKET 1	2	2	2	2	
40	92995-06600	WASHER	2	2	2	2	
41	91380-06020	BOLT	2	2	2	2	
42	90480-06M46	GROMMET	2	2	2	2	



F1S1100-C090

FIG. 9 EXHAUST 1

REF. NO.	PART NO.	DESCRIPTION	USA	CAN	GENE	JPN	REMARKS
1	60E-12594-00	JOINT, HOSE 4	1	1	1	1	
2	90467-120A0	CLIP	1	1	1	1	
3	90467-130A0	CLIP	1	1	1	1	
4	90445-14M06	HOSE (L630)	1	1	1	1	
5	90446-20M65	HOSE (L445)	1	1	1	1	
6	90445-20002	HOSE (L=1250)	1	1	1	1	
7	90467-200A0	CLIP	1	1	1	1	
8	90447-22002	TUBE (L1150)	1	1	1	1	
9	60E-14613-01	GASKET, EXHAUST PIPE	1	1	1	1	
10	60E-14610-00-94	EXHAUST PIPE ASSY 1	1	1	1	1	
11	93608-16M16	PIN, DOWEL	4	4	4	4	
12	90119-08029	BOLT, WITH WASHER	1	1	1	1	
13	90119-08034	BOLT, WITH WASHER	4	4	4	4	
14	90119-08029	BOLT, WITH WASHER	4	4	4	4	
15	90119-08M62	BOLT, WITH WASHER	2	2	2	2	
16	60E-14739-02	GASKET, MUFFLER DAMPER 1	1	1	1	1	
17	93606-12019	PIN, DOWEL	2	2	2	2	
18	60E-14631-00-94	PIPE, EXHAUST 3	1	1	1	1	
19	90119-08036	BOLT, WITH WASHER	4	4	4	4	
20	90119-08031	BOLT, WITH WASHER	6	6	6	6	
21	60E-14771-00-94	STAY, MUFFLER 1	1	1	1	1	
22	90119-10013	BOLT, WITH WASHER	1	1	1	1	
23	90119-08043	BOLT, WITH WASHER	2	2	2	2	
24	60E-14749-02	GASKET, MUFFLER DAMPER 2	1	1	1	1	
25	60E-14712-02-94	RING, JOINT	1	1	1	1	
26	90116-10016	BOLT, STUD	1	1	1	1	
27	90179-10M35	NUT	5	5	5	5	



F1S1100-C090

FIG. 9 EXHAUST 1

REF. NO.	PART NO.	DESCRIPTION	USA	CAN	GENE	JPN	REMARKS
28	90116-10017	BOLT, STUD	3	3	3	3	
29	90116-10018	BOLT, STUD	1	1	1	1	
30	93606-12019	PIN, DOWEL	2	2	2	2	
31	60E-14625-00	JOINT, EXHAUST 2	1	1	1	1	
32	60E-14642-00	SEAL, EXHAUST	1	1	1	1	
33	90450-99M06	HOSE CLAMP ASSY	2	2	2	2	
34	60E-14615-00	JOINT, EXHAUST 1	1	1	1	1	
35	90450-99M16	HOSE CLAMP ASSY	1	1	1	1	
36	90450-99M18	HOSE CLAMP ASSY	1	1	1	1	
37	60E-14721-00-94	MUFFLER 2	1	1	1	1	
38	90119-10013	BOLT, WITH WASHER	2	2	2	2	
39	90119-10011	BOLT, WITH WASHER	1	1	1	1	
40	90119-10017	BOLT, WITH WASHER	1	1	1	1	
41	90480-21M63	GROMMET	1	1	1	1	
42	90387-11002	COLLAR	1	1	1	1	
43	60E-14623-00	GASKET, EXHAUST PIPE	1	1	1	1	
44	60E-14784-00-94	PIPE, TAIL	1	1	1	1	
45	95023-06016	BOLT	3	3	3	3	
46	6B6-14752-00-94	PIPE, OUTLET	1	1	1	1	
47	6B6-1475E-00	PIPE 2	1	1	1	1	
48	6B6-1475F-00	PIPE 3	1	1	1	1	
49	90450-99M06	HOSE CLAMP ASSY	1	1	1	1	
50	90450-99M06	HOSE CLAMP ASSY	1	1	1	1	
51	90460-90M11	CLAMP, HOSE	1	1	1	1	
52	90460-90M11	CLAMP, HOSE	1	1	1	1	

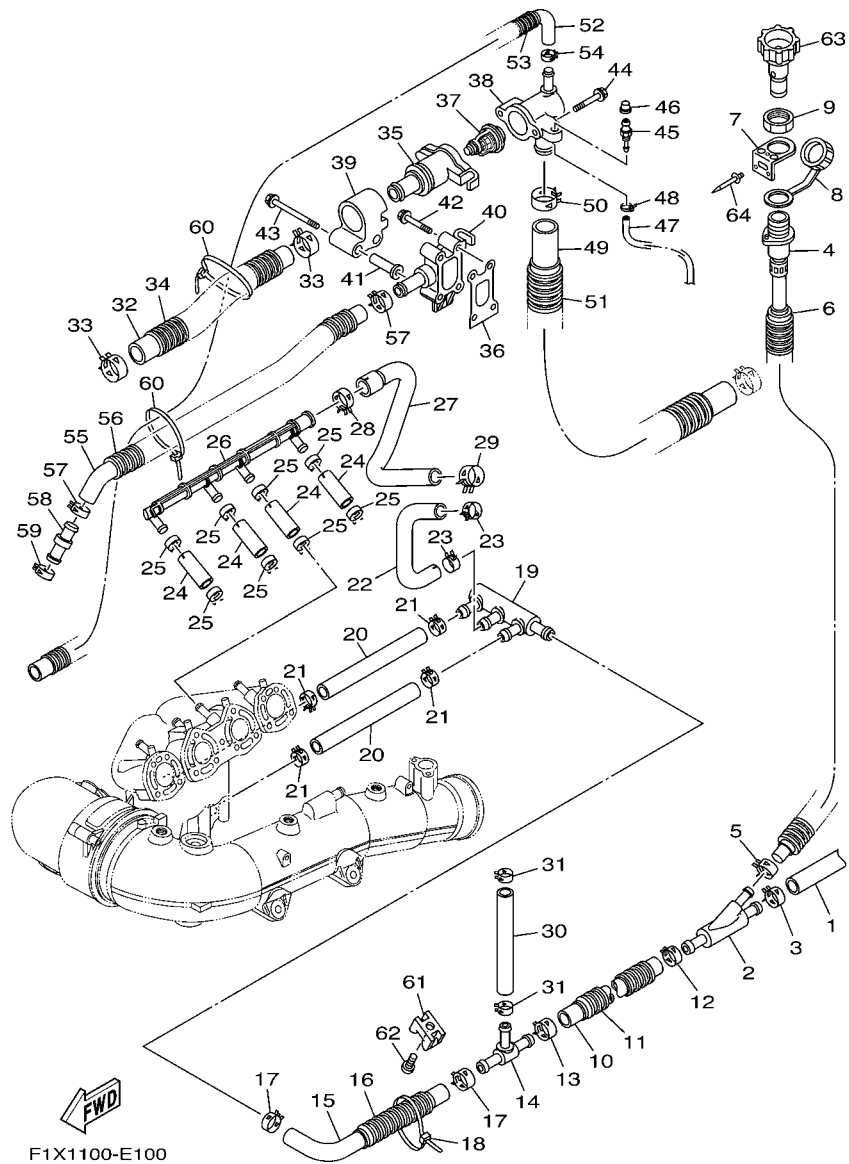


FIG. 10 EXHAUST 2

REF. NO.	PART NO.	DESCRIPTION	USA	CAN	GENE	JPN	REMARKS
1	60E-E243A-00	HOSE 1	1	1	1	1	
2	60E-12581-00	JOINT, HOSE 1	1	1	1	1	
3	90467-200A0	CLIP	1	1	1	1	
4	60E-12580-00	JOINT ASSY	1	1	1	1	
5	90467-150A0	CLIP	1	1	1	1	
6	90446-24M79	HOSE (L230)	1	1	1	1	
7	60E-12443-00	STAY	1	1	1	1	
8	682-84385-01	CAP,1	1	1	1	1	
9	EU0-61652-00	NUT	1	1	1	1	
10	90445-21804	HOSE (L370)	1	1	1	1	
11	90447-22003	HOSE, WITH SPRING (L300)	1	1	1	1	
12	90467-200A0	CLIP	1	1	1	1	
13	90467-200A0	CLIP	1	1	1	1	
14	60E-12584-00	JOINT, HOSE 3	1	1	1	1	
15	60E-1243E-00	HOSE 2	1	1	1	1	
16	90447-22001	HOSE, WITH SPRING (L100)	1	1	1	1	
17	90467-200A0	CLIP	2	2	2	2	
18	90465-13M24	CLAMP	1	1	1	1	
19	60E-12582-00	JOINT, HOSE 2	1	1	1	1	
20	90445-18003	HOSE (L150)	2	2	2	2	
21	90467-160A0	CLIP	4	4	4	4	
22	6B6-1243F-00	HOSE,3	1	1	1	1	
23	90467-160A0	CLIP	2	2	2	2	
24	6B6-12576-10	HOSE 1	4	4	4	4	
25	90467-170A0	CLIP	8	8	8	8	
26	60E-12469-00	JOINT 1	1	1	1	1	
27	6B6-12577-10	HOSE 2	1	1	1	1	

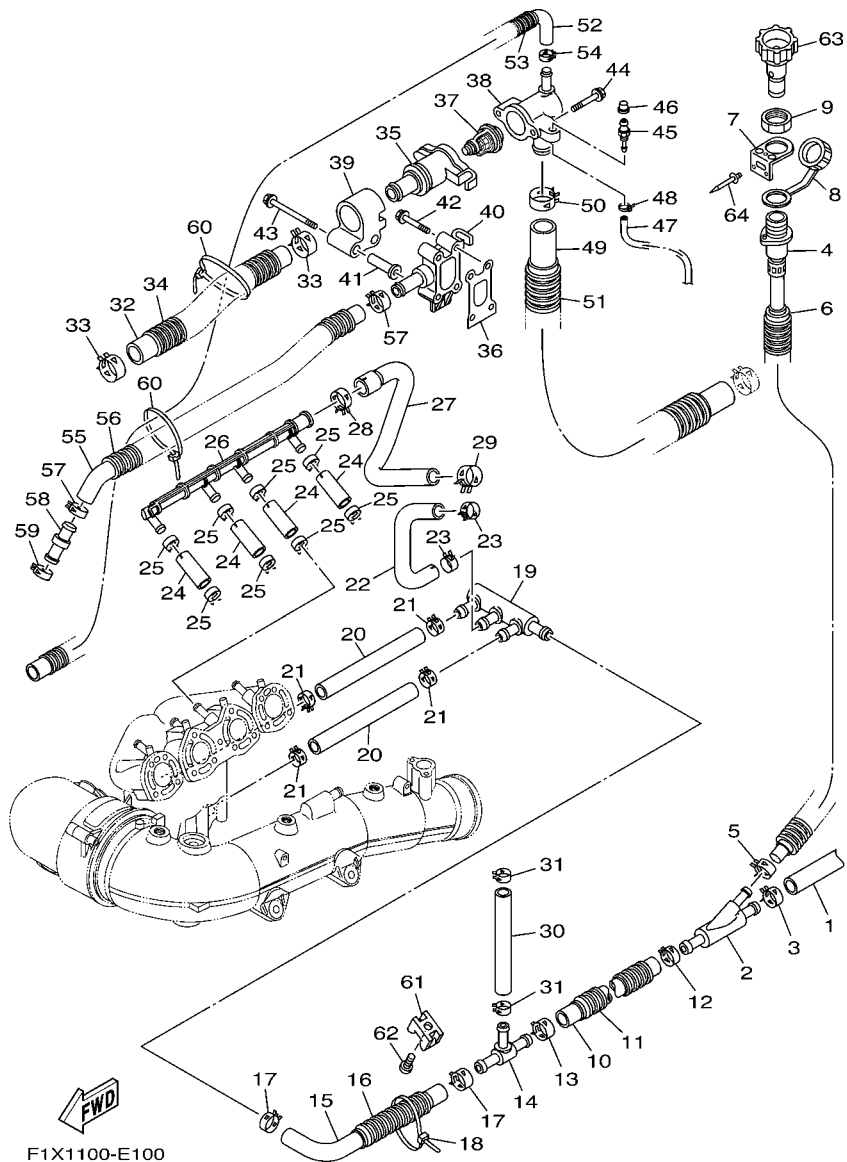
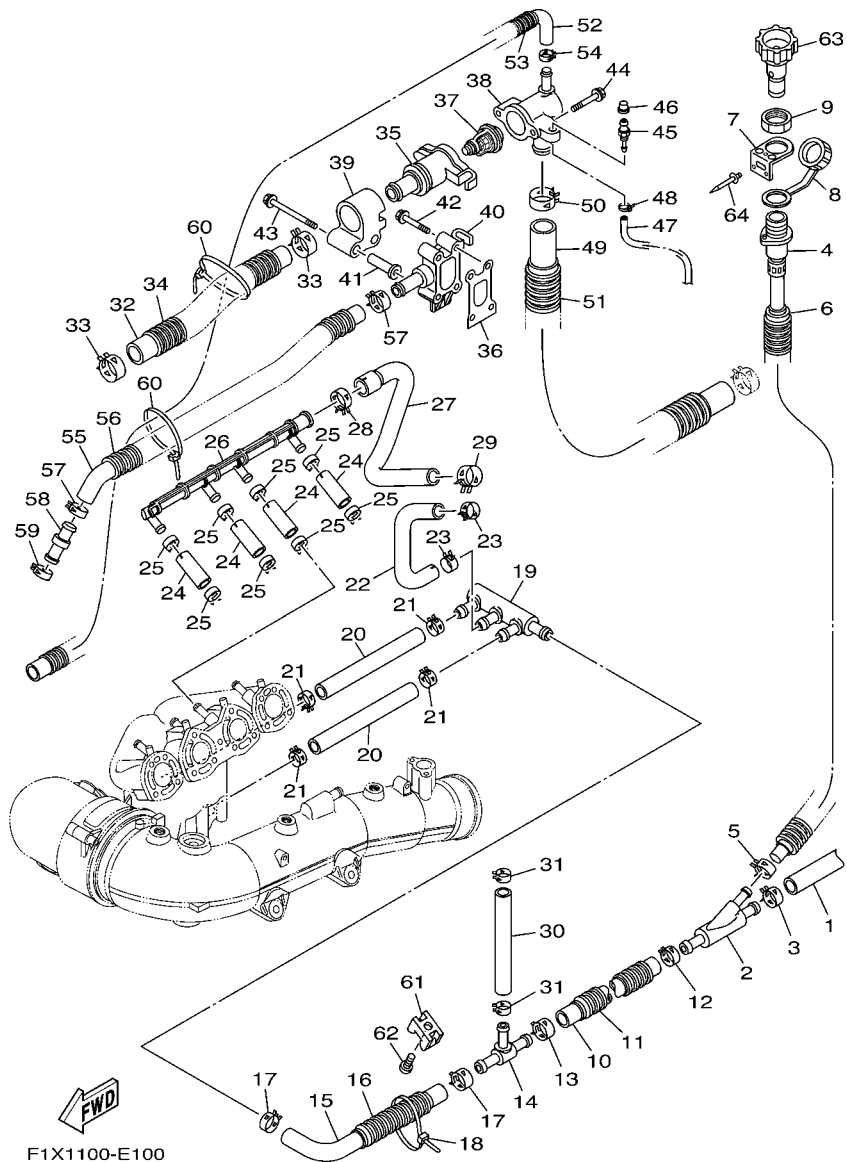


FIG. 10 EXHAUST 2

REF. NO.	PART NO.	DESCRIPTION	USA	CAN	GENE	JPN	REMARKS
28	90467-240A1	CLIP	1	1	1	1	
29	90467-210A0	CLIP	1	1	1	1	
30	90445-18003	HOSE (L150)	1	1	1	1	
31	90467-160A0	CLIP	2	2	2	2	
32	90445-26002	HOSE (L205)	1	1	1	1	
33	90467-240A0	CLIP	2	2	2	2	
34	90447-28005	HOSE (L100)	1	1	1	1	
35	60E-12417-10-94	HOUSING, THERMOSTAT	1	1	1	1	
36	60E-12435-00	GASKET	1	1	1	1	
37	60E-12411-01	THERMOSTAT	1	1	1	1	
38	60E-12413-10-94	COVER, THERMOSTAT	1	1	1	1	
39	6B6-12499-00	JOINT	1	1	1	1	
40	6D3-12446-00	JOINT	1	1	1	1	
41	90387-06083	COLLAR	2	2	2	2	
42	90105-06035	BOLT, FLANGE	2	2	2	2	
43	90105-06054	BOLT, FLANGE	2	2	2	2	
44	90105-06035	BOLT, FLANGE	2	2	2	2	
45	61L-5169A-00	NIPPLE, GREASE	1	1	1	1	
46	663-45119-00	CAP, GREASE NIPPLE	1	1	1	1	
47	90445-09M33	HOSE (L580)	1	1	1	1	
48	90465-11M10	CLAMP	1	1	1	1	
49	90445-25003	HOSE (L900)	1	1	1	1	
50	90467-240A0	CLIP	1	1	1	1	
51	90447-28002	TUBE (L800)	1	1	1	1	
52	60E-12552-00	HOSE 8	1	1	1	1	
53	90447-22002	TUBE (L1150)	1	1	1	1	
54	90467-120A0	CLIP	1	1	1	1	

FIG. 10 EXHAUST 2



REF. NO.	PART NO.	DESCRIPTION	USA	CAN	GENE	JPN	REMARKS
55	90445-21004	HOSE (L530)	1	1	1	1	
56	90446-27M55	TUBE (L400)	1	1	1	1	
57	90467-200A0	CLIP	2	2	2	2	
58	60E-51142-00	CONNECTION	1	1	1	1	
59	90467-200A0	CLIP	1	1	1	1	
60	90465-14M66	CLAMP	2	2	2	2	
61	60E-1244E-00	BRACKET 1	1	1	1	1	
62	97980-05210	SCREW, WITH WASHER	1	1	1	1	
63	67X-E2590-00	CONDUCTION ASSY	1				FOR USA
	67X-E2590-10	CONDUCTION ASSY		1	1	1	EXCEPT USA
64	90267-48802	RIVET, BLIND	2	2	2	2	

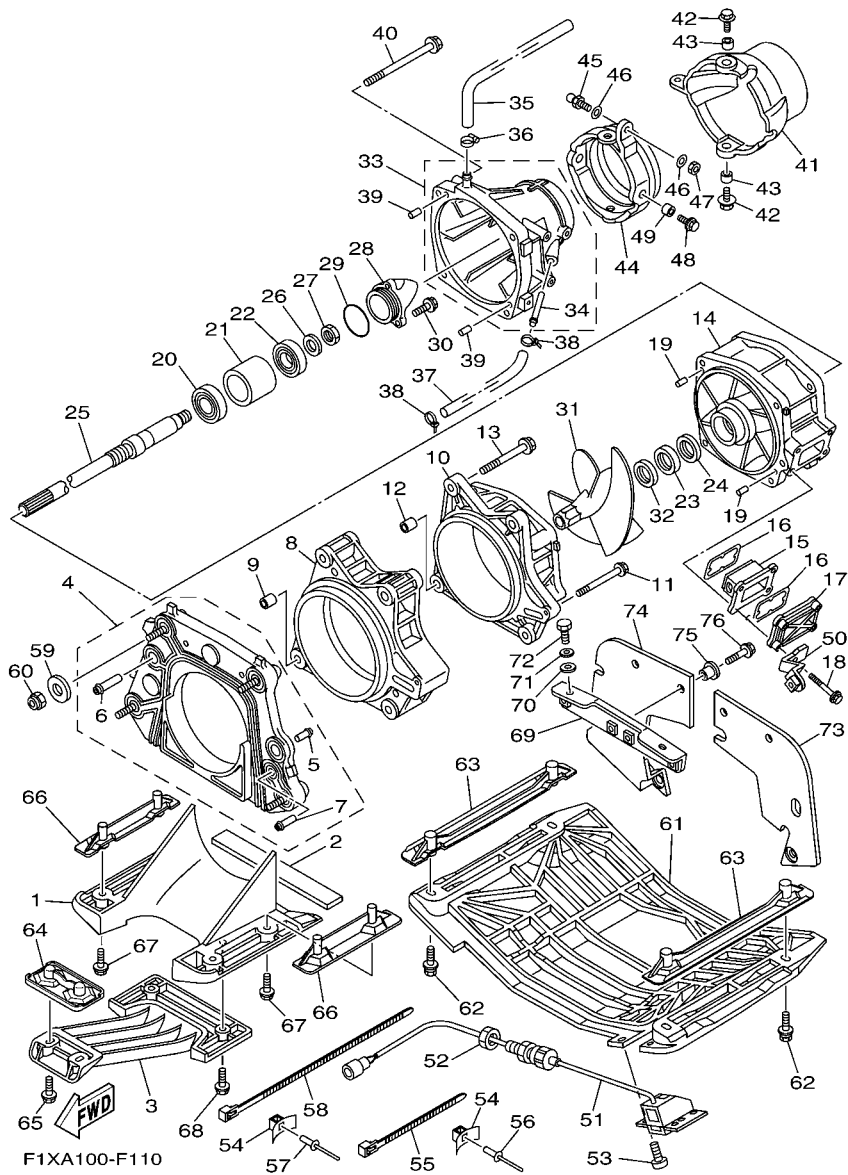
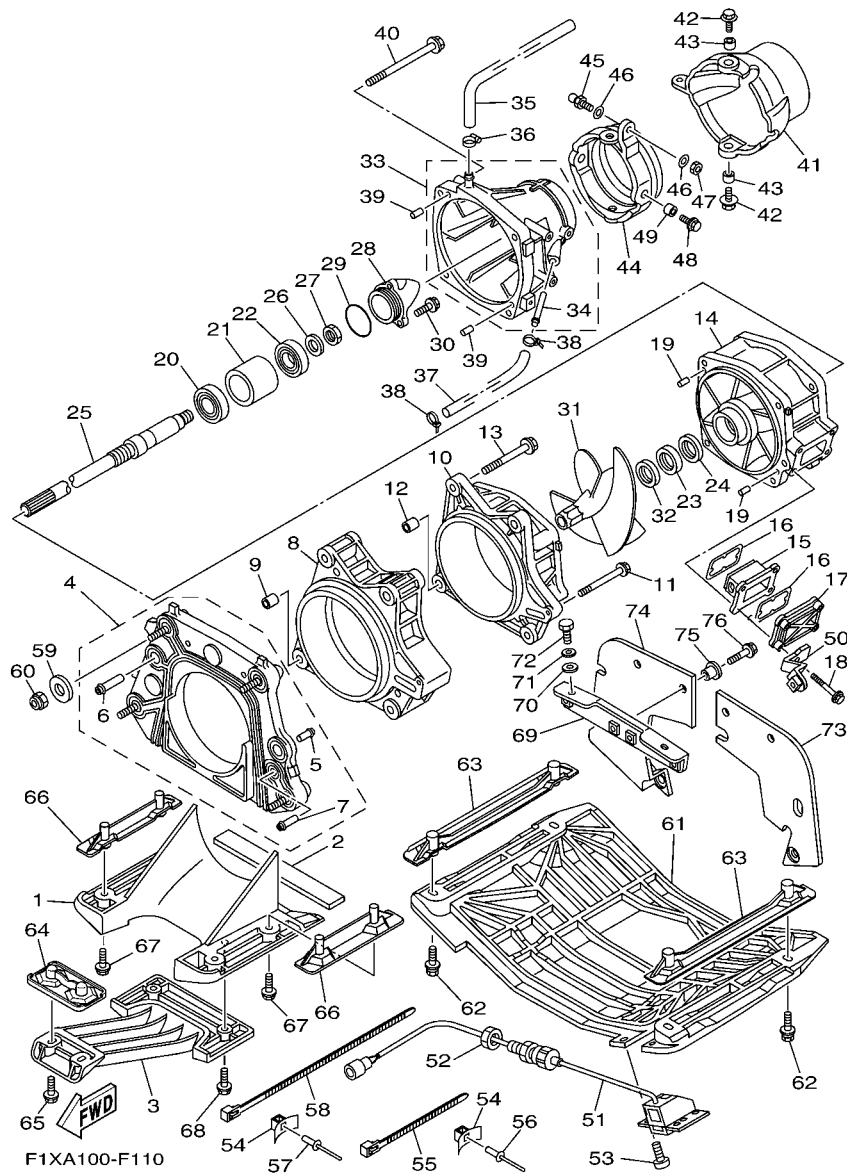


FIG. 11 JET UNIT 1

REF. NO.	PART NO.	DESCRIPTION	USA	CAN	GENE	JPN	REMARKS
1	60E-R1311-00-94	DUCT, INTAKE	1	1	1	1	
2	66V-R1367-00	FELT, PACKING	1	1	1	1	
3	60E-R1333-00-94	SCREEN, INTAKE	1	1	1	1	
4	60E-G5831-01	PLATE, TRANSOM	1	1	1	1	
5	65A-R1129-00	.NIPPLE	1	1	1	1	
6	66V-51129-10	.NIPPLE	2	2	2	2	
7	60E-51129-30	.NIPPLE	1	1	1	1	
8	60E-51317-00-94	HOUSING, IMPELLER 2	1	1	1	1	
9	99590-14016	PIN, DOWEL	2	2	2	2	
10	66V-51312-01-94	HOUSING, IMPELLER	1	1	1	1	
11	90119-06859	BOLT, WITH WASHER	1	1	1	1	
12	99590-14016	PIN, DOWEL	2	2	2	2	
13	90119-10803	BOLT, WITH WASHER	4	4	4	4	
14	6B6-51315-01-94	DUCT, IMPELLER	1	1	1	1	
15	66V-46882-00	FILTER	1	1	1	1	
16	66V-42414-00	O-RING	2	2	2	2	
17	66V-45214-00-94	COVER, WATER INLET 1	1	1	1	1	
18	90119-06800	BOLT, WITH WASHER	4	4	4	4	
19	93606-12019	PIN, DOWEL	2	2	2	2	
20	93306-205U0	BEARING	1	1	1	1	
21	65V-45538-00	SPACER 1	1	1	1	1	
22	93306-304U1	BEARING	1	1	1	1	
23	93101-28M66	OIL SEAL	1	1	1	1	
24	93101-28002	OIL SEAL	1	1	1	1	
25	68Y-45511-00	SHAFT, DRIVE	1	1	1	1	
26	9299R-16600	WASHER	1	1	1	1	
27	9531P-16700	NUT	1	1	1	1	

FIG. 11 JET UNIT 1



REF. NO.	PART NO.	DESCRIPTION	USA	CAN	GENE	JPN	REMARKS
28	6B6-51326-10	CAP	1	1	1	1	
29	93210-464A3	O-RING	1	1	1	1	
30	90110-06822	BOLT, HEXAGON SOCKET HEAD	3	3	3	3	
31	6B6-R1321-00	IMPELLER	1	1	1	1	
32	66V-R1348-10	SPACER	1	1	1	1	

33	6B6-51318-00-94	NOZZLE	1	1	1	1	
34	63M-51334-00	.NIPPLE,HOSE	1	1	1	1	
35	90445-16M09	HOSE (L310)	1	1	1	1	
36	90601-118UF	BAND, HOSE 18	1	1	1	1	
37	90445-14804	HOSE (L330)	1	1	1	1	

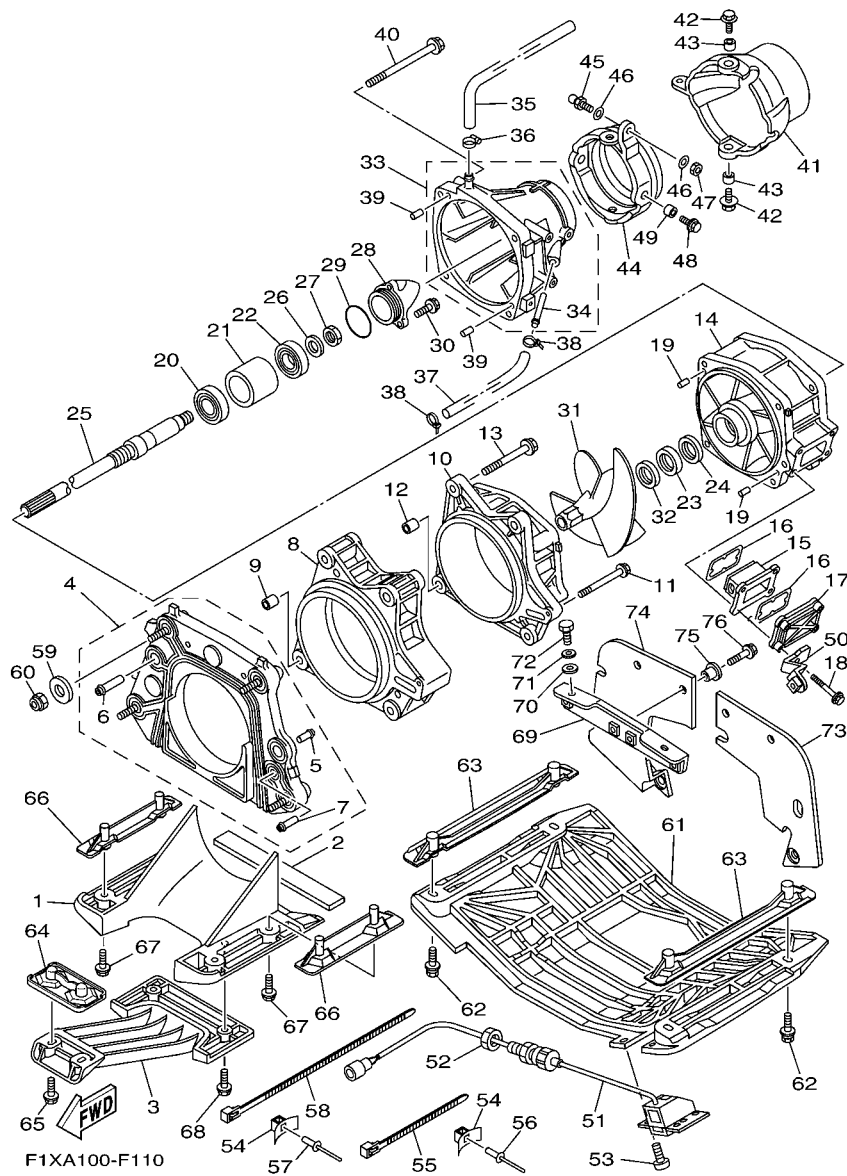
38	90465-11829	CLAMP	2	2	2	2	
39	93606-12019	PIN, DOWEL	2	2	2	2	
40	90119-10837	BOLT, WITH WASHER	4	4	4	4	
41	66V-R1313-01	NOZZLE, DEFLECTOR	1	1	1	1	
42	90119-089UE	BOLT, WITH WASHER	2	2	2	2	

43	90387-08M06	COLLAR	2	2	2	2	
44	60T-51190-00-94	RING,TRIM	1	1	1	1	
45	GH3-U146E-00	STUD, JOINT BALL	1	1	1	1	
46	90201-068M4	WASHER, PLATE	2	2	2	2	
47	9538R-06700	NUT	1	1	1	1	

48	90119-089UE	BOLT, WITH WASHER	2	2	2	2	
49	90387-08M06	COLLAR	2	2	2	2	
50	6B6-51342-00	BRACKET 2	1	1	1	1	
51	F1X-U8K31-02	SENSOR SPEED	1	1	1	1	
52	EU0-62241-30	NUT, DRAIN 1	1	1	1	1	

53	90150-05807	SCREW, ROUND HEAD	4	4	4	4	
54	90600-917U4	CLAMP COMP.	4	4	4	4	

FIG. 11 JET UNIT 1



REF. NO.	PART NO.	DESCRIPTION	USA	CAN	GENE	JPN	REMARKS
55	90464-32801	CLAMP	3	3	3	3	
56	90267-48802	RIVET, BLIND	3	3	3	3	
57	90267-489U6	RIVET, BLIND	1	1	1	1	
58	90464-99801	CLAMP	1	1	1	1	
59	F1S-U725E-00	WASHER	4	4	4	4	
60	9572R-10300	NUT, FLANGE	4	4	4	4	
61	F1S-U273B-01	PLATE 2	1	1	1	1	
62	90119-08823	BOLT, WITH WASHER	4	4	4	4	
63	F1B-U8572-00	BRACKET 2	2	2	2	2	
64	F1K-U8577-00	BRACKET, 3	1	1	1	1	
65	90119-069UK	BOLT, WITH WASHER	2	2	2	2	
66	F1G-U8571-00	BRACKET 1	2	2	2	2	
67	90119-08823	BOLT, WITH WASHER	4	4	4	4	
68	90119-069UB	BOLT, WITH WASHER	2	2	2	2	
69	F1B-67557-00	BRACKET	1	1	1	1	
70	90430-12002	GASKET	2	2	2	2	
71	92990-12200	WASHER, PLAIN	2	2	2	2	
72	90109-08041	BOLT	2	2	2	2	
73	F1S-U757E-02	PLATE, RUBBER 1	1	1	1	1	
74	F1S-U757F-02	PLATE, RUBBER 2	1	1	1	1	
75	90387-06080	COLLAR	6	6	6	6	
76	90119-06827	BOLT, WITH WASHER	6	6	6	6	

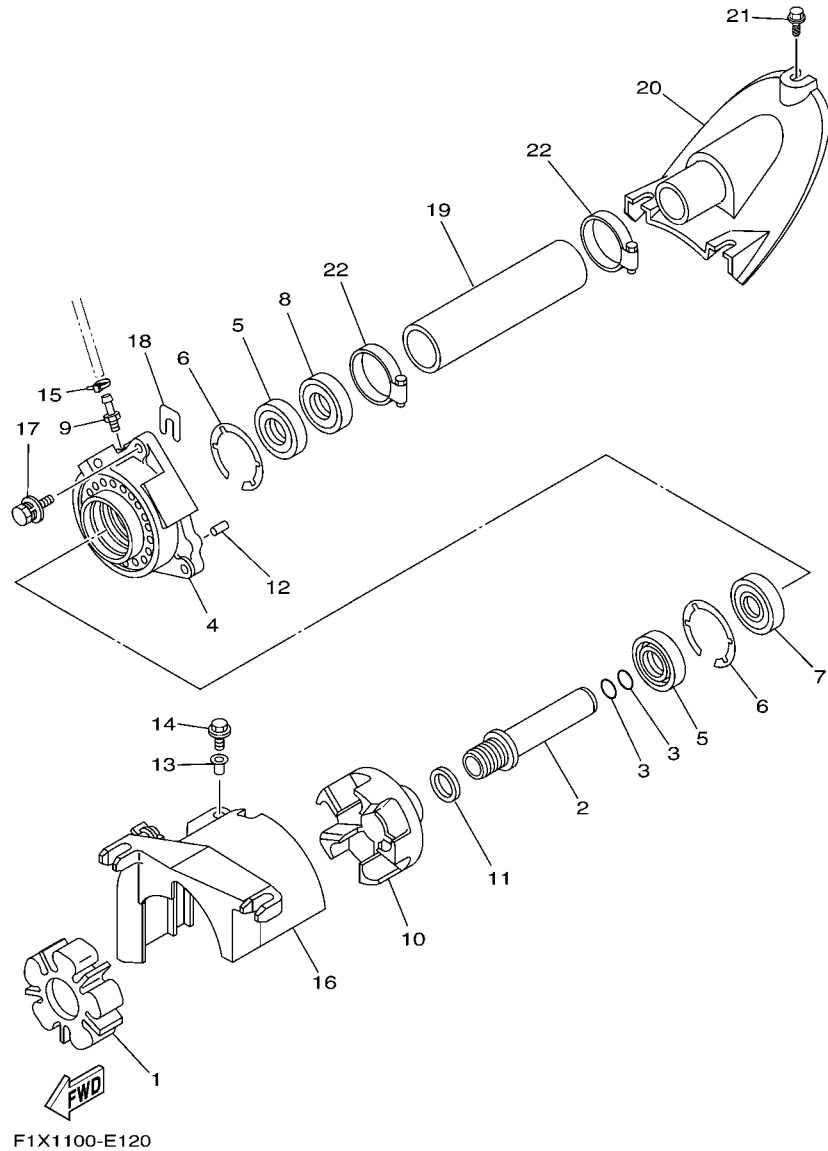
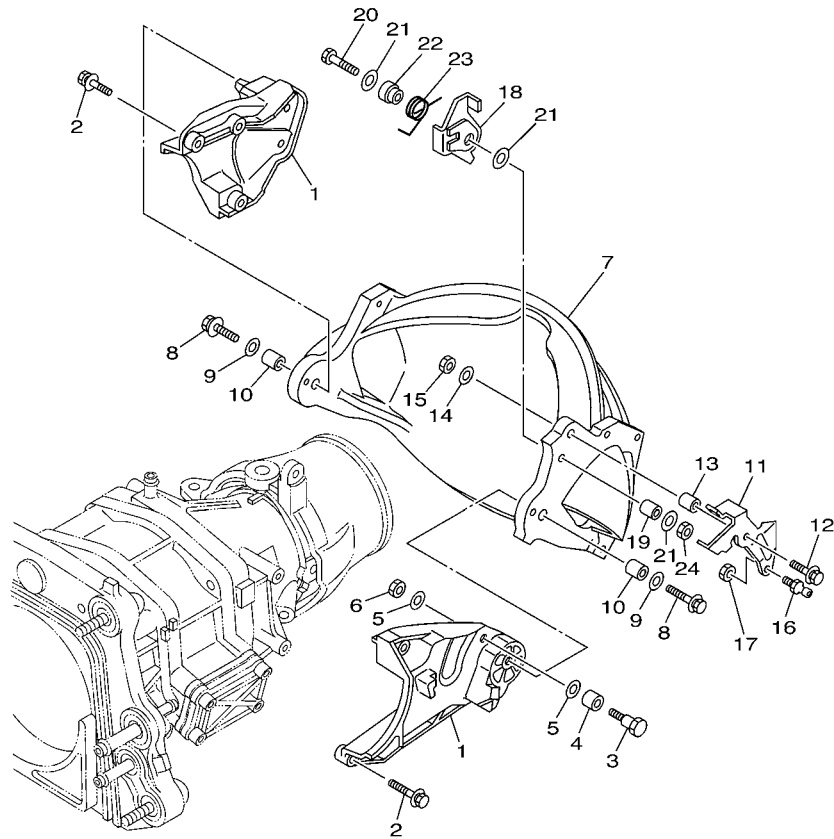


FIG. 12 JET UNIT 2

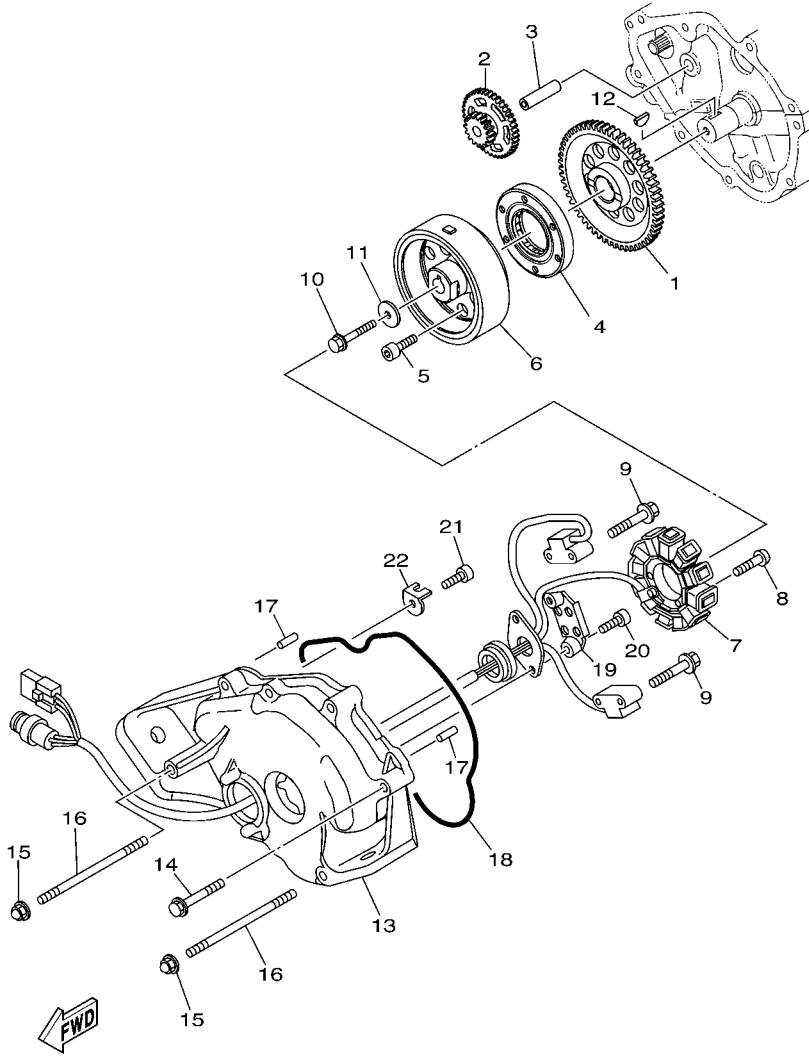
REF. NO.	PART NO.	DESCRIPTION	USA	CAN	GENE	JPN	REMARKS
1	6D3-4581J-00	RUBBER SHAFT COUPLING	1	1	1	1	
2	60E-51323-00	SHAFT, COUPLOR	1	1	1	1	
3	93210-19001	O-RING	2	2	2	2	
4	61X-45332-03-94	HOUSING, BEARING	1	1	1	1	
5	93101-25M55	OIL SEAL	2	2	2	2	
6	93430-47M04	CIRCLIP	2	2	2	2	
7	93306-205U6	BEARING	1	1	1	1	
8	93102-25009	OIL SEAL	1	1	1	1	
9	61L-45378-00	NIPPLE, HOSE	1	1	1	1	
10	66E-45813-10-94	FLANGE, COUPLING	1	1	1	1	
11	90201-278T0	WASHER, PLATE	1	1	1	1	
12	93606-12019	PIN, DOWEL	2	2	2	2	
13	90387-06M60	COLLAR	1	1	1	1	
14	90119-069UD	BOLT, WITH WASHER	1	1	1	1	
15	90465-11829	CLAMP	1	1	1	1	
16	60E-R1381-01	COVER	1	1	1	1	
17	90119-089UL	BOLT, WITH WASHER	3	3	3	3	
18	GD0-U7249-00-05	SHIM (T=0.5)	2	2	2	2	
19	F0D-U883B-01	PIPE, 1	1	1	1	1	
20	F1B-U883E-00	JOINT, PIPE	1	1	1	1	
21	90149-069UA	SCREW	3	3	3	3	
22	90601-152U3	BAND, HOSE 52	2	2	2	2	

FIG. 13 JET UNIT 3



F1F4100-B110

REF. NO.	PART NO.	DESCRIPTION	USA	CAN	GENE	JPN	REMARKS
1	66V-51341-00-94	BRACKET 1	2	2	2	2	
2	90119-069UD	BOLT, WITH WASHER	6	6	6	6	
3	90109-08879	BOLT	1	1	1	1	
4	90387-10M09	COLLAR	1	1	1	1	
5	9299R-08600	WASHER	2	2	2	2	
6	9538R-08600	NUT	1	1	1	1	
7	66V-51314-01	GATE, REVERSE	1	1	1	1	
8	90119-089UF	BOLT, WITH WASHER	2	2	2	2	
9	90201-088T2	WASHER, PLATE	2	2	2	2	
10	90387-08M30	COLLAR	2	2	2	2	
11	66V-44121-00	LEVER, SHIFT ROD	1	1	1	1	
12	90119-069UB	BOLT, WITH WASHER	1	1	1	1	
13	90387-06M74	COLLAR	1	1	1	1	
14	90201-068T1	WASHER, PLATE	1	1	1	1	
15	9538R-06600	NUT	1	1	1	1	
16	66V-U146E-00	STUD, JOINT BALL	1	1	1	1	
17	9538R-06600	NUT	1	1	1	1	
18	66V-44125-00	LEVER, SHIFT ROD	1	1	1	1	
19	90387-06M74	COLLAR	1	1	1	1	
20	90101-06806	BOLT	1	1	1	1	
21	90201-068T1	WASHER, PLATE	3	3	3	3	
22	90387-06M84	COLLAR	1	1	1	1	
23	90508-14M43	SPRING, TORSION	1	1	1	1	
24	9538R-06600	NUT	1	1	1	1	



F1X1100-E140

FIG. 14 GENERATOR

REF. NO.	PART NO.	DESCRIPTION	USA	CAN	GENE	JPN	REMARKS
1	6D3-15515-00	GEAR 3	1	1	1	1	
2	60E-15517-00	GEAR, IDLER 2	1	1	1	1	
3	60E-15521-00	SHAFT 1	1	1	1	1	
4	4WM-15590-00	STARTER ONE-WAY ASSY	1	1	1	1	
5	90110-08212	BOLT, HEXAGON SOCKET HEAD	6	6	6	6	
6	60E-81450-00	ROTOR ASSY	1	1	1	1	
7	60E-81410-01	STATOR ASSY	1	1	1	1	
8	90149-06013	SCREW	3	3	3	3	
9	97513-05514	BOLT, WITH WASHER	4	4	4	4	
10	90105-105A6	BOLT, FLANGE	1	1	1	1	
11	90201-103U7	WASHER, PLATE	1	1	1	1	
12	90280-03047	KEY, WOODRUFF	1	1	1	1	
13	6B6-81337-00-94	COVER, FLYWHEEL	1	1	1	1	
14	90119-10016	BOLT, WITH WASHER	6	6	6	6	
15	90176-10001	NUT, CROWN	2	2	2	2	
16	90116-10024	BOLT, STUD	2	2	2	2	
17	93608-16M16	PIN, DOWEL	2	2	2	2	
18	93212-04001	O-RING	1	1	1	1	
19	60E-81328-00	CLAMP	1	1	1	1	
20	91317-06014	BOLT	2	2	2	2	
21	91317-05010	BOLT	3	3	3	3	
22	6D3-81845-00	PLATE	3	3	3	3	

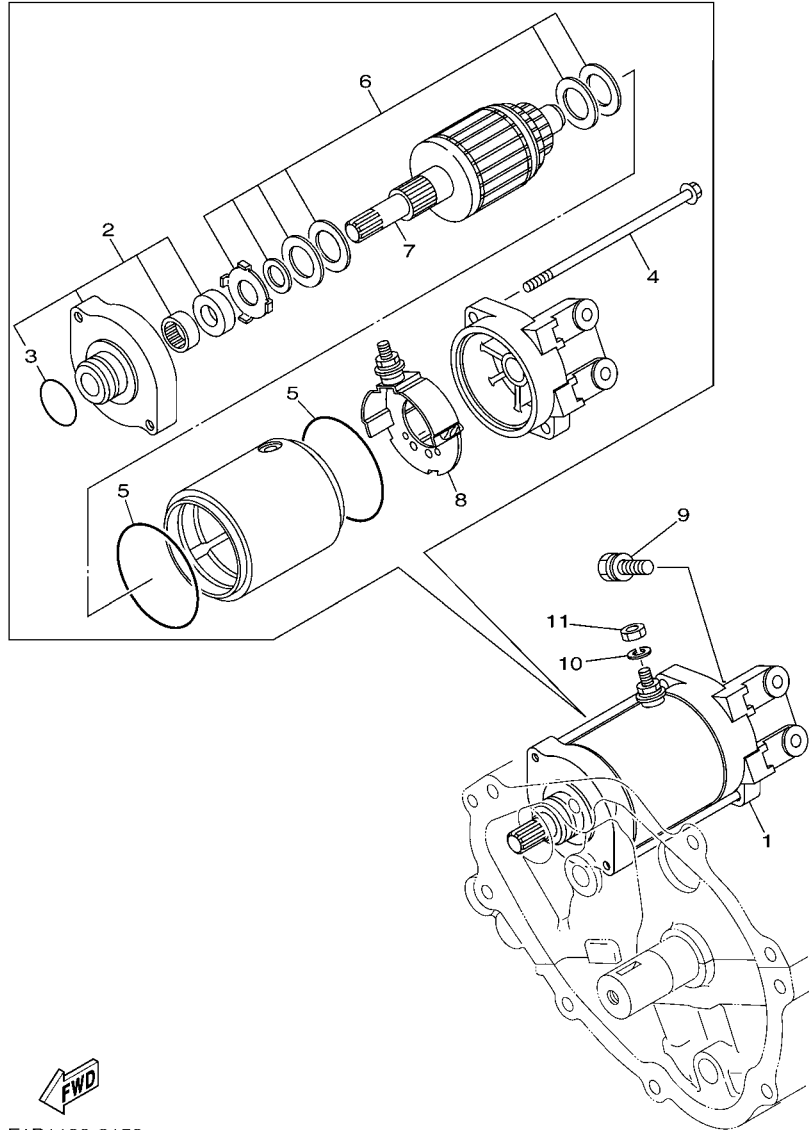


FIG. 15 STARTING MOTOR

REF. NO.	PART NO.	DESCRIPTION	USA	CAN	GENE	JPN	REMARKS
1	60E-81800-00	STARTING MOTOR ASSY	1	1	1	1	
2	6M6-81830-00	.FRONT BRACKET ASSY	1	1	1	1	
3	1FK-81847-00	..O-RING	1	1	1	1	
4	6M6-81826-00	.BOLT	2	2	2	2	
5	11H-81844-00	.GASKET	2	2	2	2	
6	3AJ-81809-00	.WASHER KIT	1	1	1	1	
7	6M6-81850-00	.ARMATURE ASSY	1	1	1	1	
8	6M6-81840-10	.BRUSH HOLDER ASSY	1	1	1	1	
9	97513-08530	BOLT, WITH WASHER	2	2	2	2	
10	92990-06100	WASHER, SPRING	1	1	1	1	
11	95380-06700	NUT	1	1	1	1	



F1B1100-2150

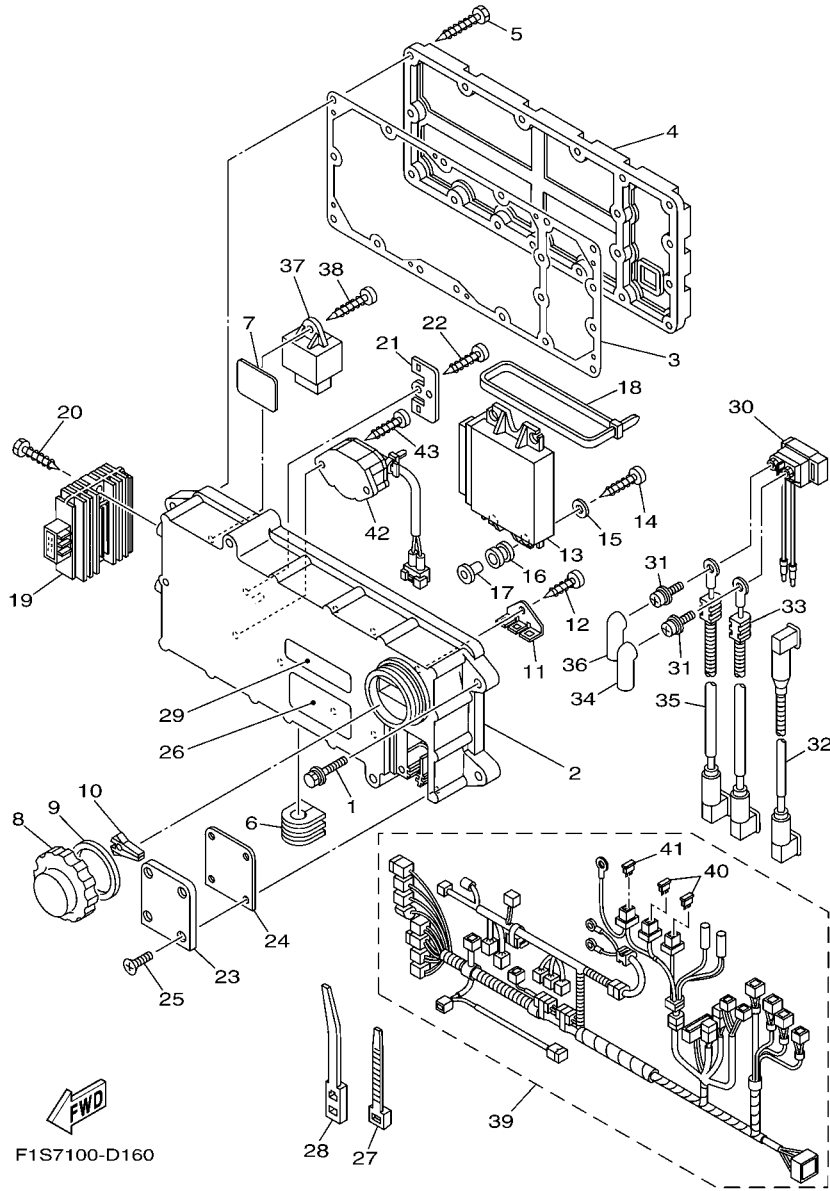


FIG. 16 ELECTRICAL 1

REF. NO.	PART NO.	DESCRIPTION	USA	CAN	GENE	JPN	REMARKS
1	90119-089UT	BOLT, WITH WASHER	4	4	4	4	
2	6B6-8552A-00	HOUSING	1	1	1	1	
3	60E-81921-00	GASKET, TERMINAL	1	1	1	1	
4	60E-8552E-00	COVER, CASE	1	1	1	1	
5	97780-60430	SCREW, TAPPING	18	18	18	18	
6	90480-01012	GROMMET	1	1	1	1	
7	60E-84742-00	SEAT, BASE	1	1	1	1	
8	66V-8132W-00	CAP	1	1	1	1	
9	66V-81844-00	GASKET	1	1	1	1	
10	67F-2812A-00	PULLER, FUSE	1	1	1	1	
11	60E-82153-00	STAY, FUSE HOLDER	1	1	1	1	
12	97780-60516	SCREW, TAPPING	1	1	1	1	
13	6B6-8591A-20	ENGINE CONTROL UNIT ASSY	1	1	1	1	
14	97780-60530	SCREW, TAPPING	4	4	4	4	
15	90201-06M05	WASHER, PLATE	4	4	4	4	
16	6A0-82317-00	DAMPER, IGNITION COIL	4	4	4	4	
17	90387-06119	COLLAR	4	4	4	4	
18	90464-99003	CLAMP	2	2	2	2	
19	6D3-81960-00	RECTIFIER & REGULATOR ASSY	1	1	1	1	
20	97780-60430	SCREW, TAPPING	2	2	2	2	
21	60E-87179-00	PLATE, COUPLER	1	1	1	1	
22	97780-60516	SCREW, TAPPING	1	1	1	1	
23	60E-81916-00	COVER, TERMINAL	1	1	1	1	
24	60E-82533-00	GASKET	1	1	1	1	
25	98680-05520	SCREW, OVAL HEAD	4	4	4	4	
26	6B6-83623-00	MARK 3	1	1	1	1	
27	90465-13M97	CLAMP	1	1	1	1	

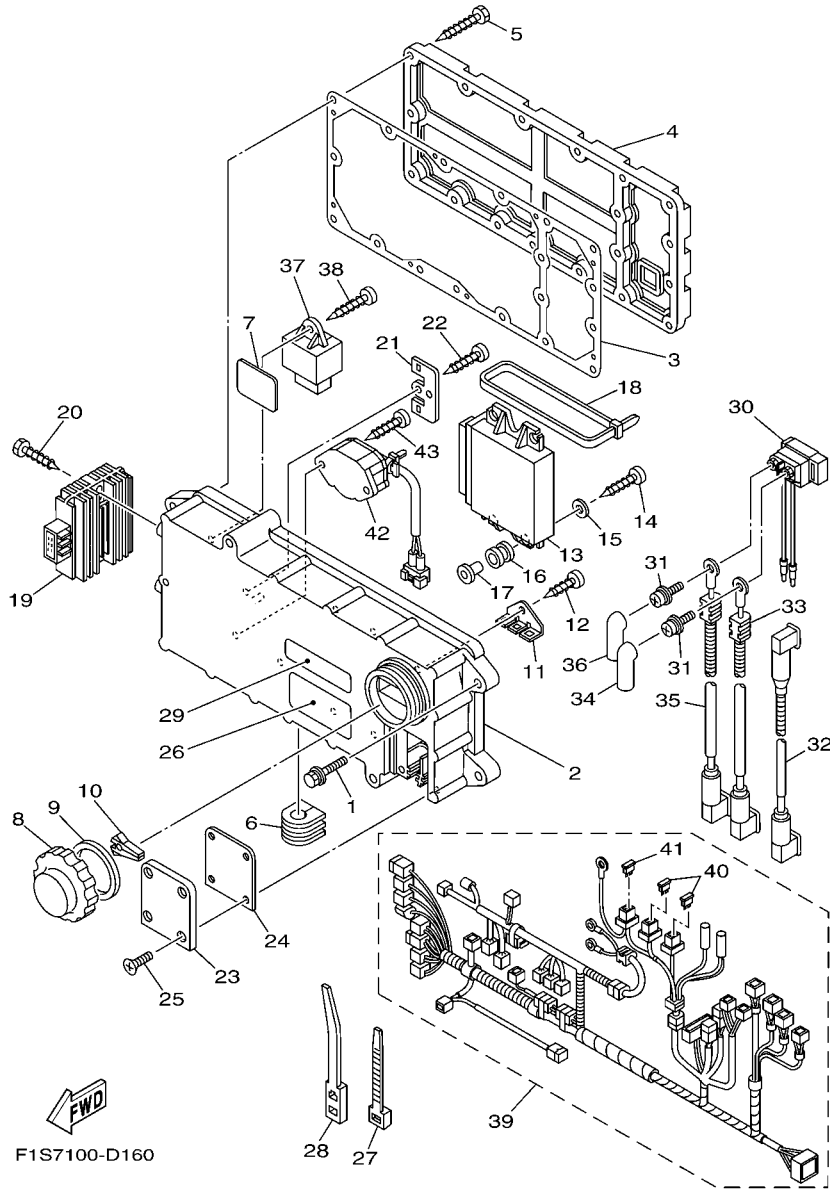
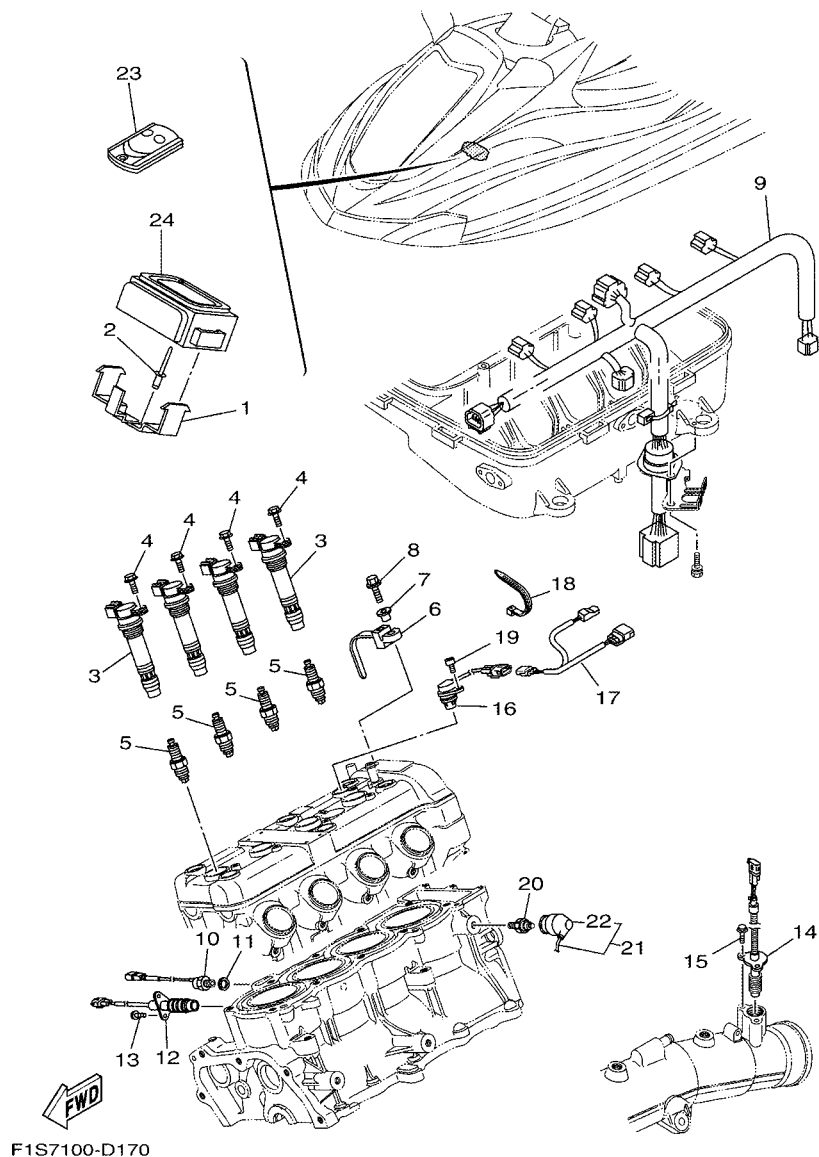


FIG. 16 ELECTRICAL 1

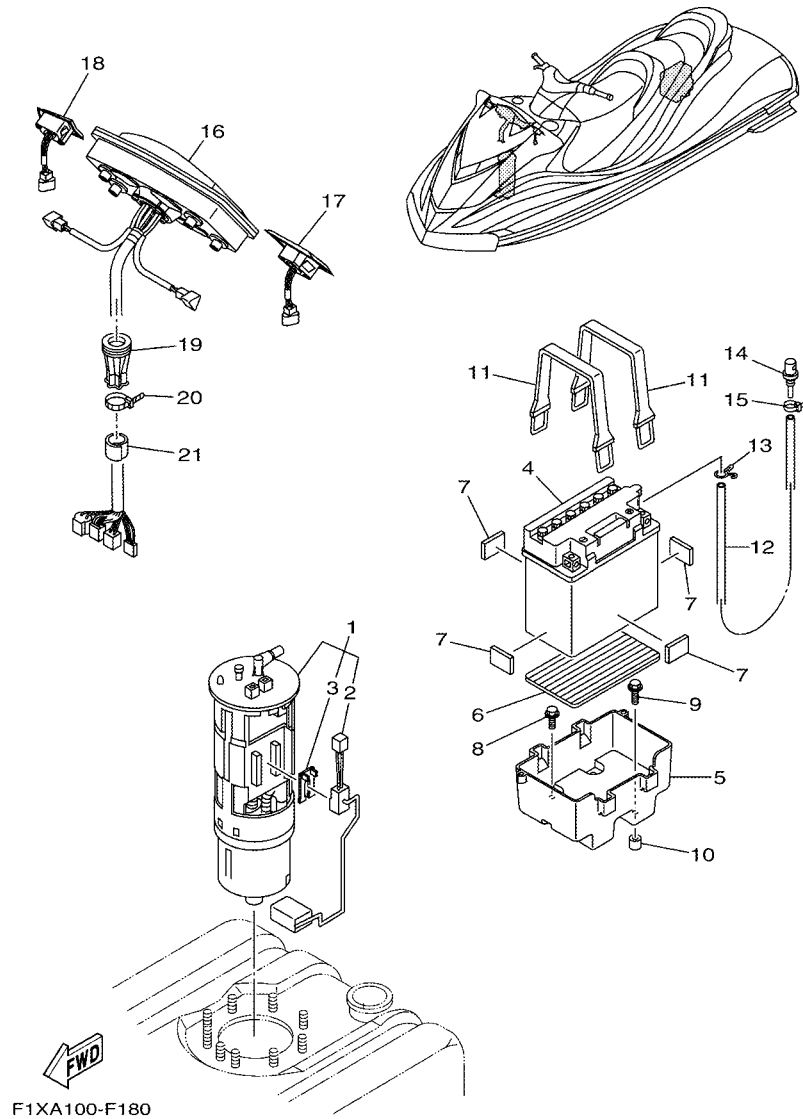
REF. NO.	PART NO.	DESCRIPTION	USA	CAN	GENE	JPN	REMARKS
28	90464-50002	CLAMP	2	2	2	2	
29	60E-83627-00	LABEL, CAUTION 7	1	1	1	1	
30	6B6-81940-00	STARTER RELAY ASSY	1	1	1	1	
31	90159-06008	SCREW, WITH WASHER	2	2	2	2	
32	6D3-82116-00	WIRE, MINUS LEAD	1	1	1	1	
33	60E-82117-10	WIRE, LEAD	1	1	1	1	
34	66V-82119-00	COVER, LEAD WIRE	1	1	1	1	
35	60E-82117-20	WIRE, LEAD	1	1	1	1	
36	66V-82119-00	COVER, LEAD WIRE	1	1	1	1	
37	60E-81950-00	RELAY ASSY	1	1	1	1	
38	97780-60520	SCREW, TAPPING	1	1	1	1	
39	6B6-8259L-11	WIRE HARNESS ASSY 1	1	1	1	1	
40	67F-82151-30	.FUSE (3A)	4	4	4	4	
41	67F-82151-00	.FUSE (20A)	2	2	2	2	
42	60E-8259E-00	SWITCH ASSY	1	1	1	1	
43	97780-60520	SCREW, TAPPING	2	2	2	2	

FIG. 17 ELECTRICAL 2



REF. NO.	PART NO.	DESCRIPTION	USA	CAN	GENE	JPN	REMARKS
1	F1S-U826C-00	BRACKET	1	1	1	1	
2	90267-489U9	RIVET, BLIND	2	2	2	2	
3	6B6-82310-00	IGNITION COIL ASSY	4	4	4	4	
4	95814-06016	BOLT, FLANGE	4	4	4	4	
5	94702-00409	PLUG, SPARK (NGK CR9EB)	4	4	4		EXCEPT JPN
	94709-00409	PLUG, SPARK (NGK CR9EB)				4	FOR JPN
6	90465-12M53	CLAMP	1	1	1	1	
7	90387-06M05	COLLAR	1	1	1	1	
8	95814-06016	BOLT, FLANGE	1	1	1	1	
9	6B6-8259M-00	WIRE HARNESS ASSY 2	1	1	1	1	
10	60E-85790-01	THERMOSENSOR ASSY	1	1	1	1	
11	92990-10600	WASHER, PLATE	1	1	1	1	
12	60E-82560-A1	THERMO SWITCH ASSY	1	1	1	1	
13	97595-06416	BOLT, WITH WASHER	2	2	2	2	
14	60E-82560-01	THERMO SWITCH ASSY	1	1	1	1	
15	97595-06416	BOLT, WITH WASHER	2	2	2	2	
16	60E-85896-00	SENSOR, CAM POSITION	1	1	1	1	
17	60E-81325-10	CONDENSER 1	1	1	1	1	
18	90465-13M11	CLAMP	1	1	1	1	
19	91380-06016	BOLT	1	1	1	1	
20	68V-82504-00	OIL PRESSURE SWITCH ASSY	1	1	1	1	
21	60E-81315-00	LEAD WIRE ASSY	1	1	1	1	
22	60E-82532-00	.CAP	1	1	1	1	
23	6B6-86261-00	TRANSMITTER COMP	2	2		2	EXCEPT GENE
	6B6-86261-10	TRANSMITTER COMP			2		GENE
24	6B6-86265-00	RECIVER COMP	1	1		1	EXCEPT GENE
	6B6-86265-10	RECIVER COMP			1		GENE

FIG. 18 ELECTRICAL 3



REF. NO.	PART NO.	DESCRIPTION	USA	CAN	GENE	JPN	REMARKS
1	60E-13907-01	FUEL PUMP COMP.	1	1	1	1	
2	60E-682E0-00	.FUEL SENDER ASSY	1	1	1	1	
3	60E-82556-00	.DAMPER, STOPPER	1	1	1	1	
4	EU0-82110-09	BATTERY ASSY (YB16CL-B)	1	1	1	1	YUASA
5	GP7-U8211-00	CASE, BATTERY	1	1	1	1	
6	F1S-U8221-00	PAD, BATTERY	1	1	1	1	
7	EU0-U8221-30	PAD, BATTERY 2	4	4	4	4	
8	90119-069US	BOLT, WITH WASHER	2	2	2	2	
9	90119-06832	BOLT, WITH WASHER	2	2	2	2	
10	F1B-6821G-01	PLATE, BATTERY	2	2	2	2	
11	EU0-U821D-00	BAND,BATTERY 1	2	2	2	2	
12	F0D-U785G-10	HOSE, AIR VENT	1	1	1	1	
13	90467-089U1	CLIP	1	1	1	1	
14	GJ3-6215F-00	NIPPLE	1	1	1	1	
15	90465-11829	CLAMP	1	1	1	1	
16	F1X-6820A-01	METER ASSY	1	1	1	1	
17	F1X-68090-00	SWITCH ASSY.	1	1	1	1	
18	F1X-68090-10	SWITCH ASSY.	1	1	1	1	
19	F1X-U822E-00	GROMMET	1	1	1	1	
20	90464-32801	CLAMP	1	1	1	1	
21	GJ1-U7578-11	PACKING, HOSE 2	1	1	1	1	

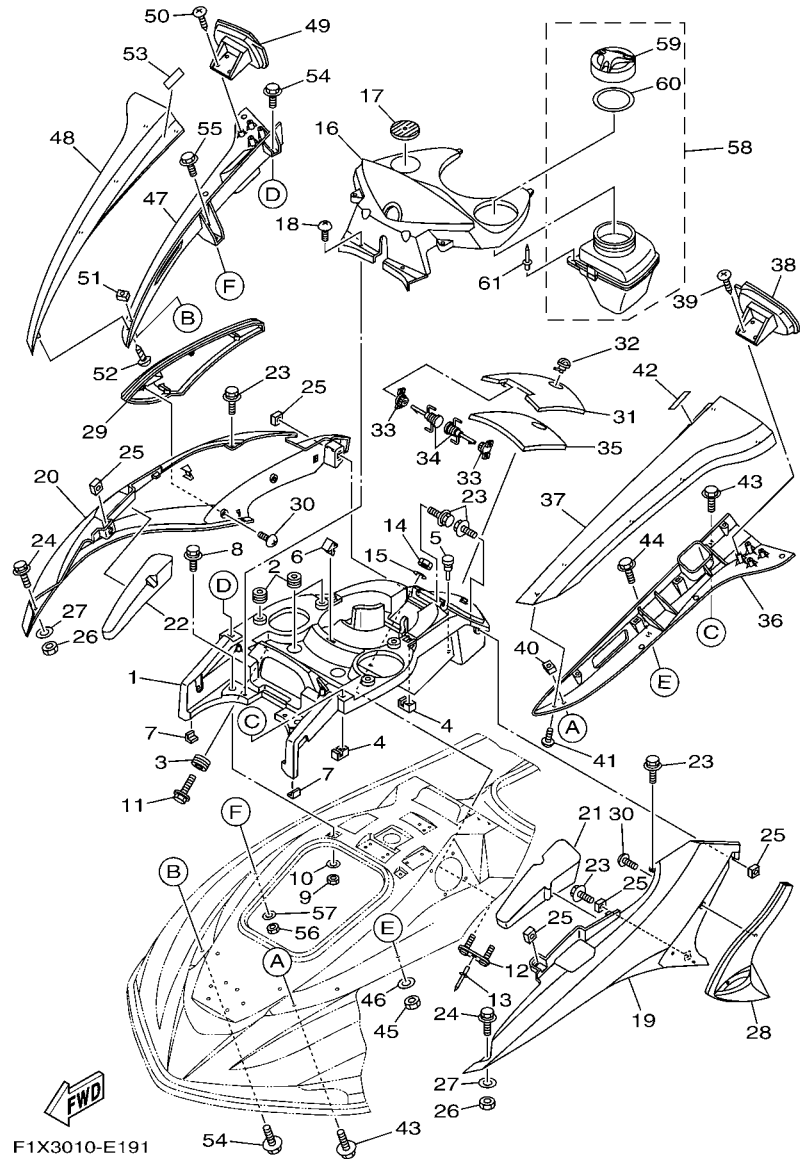


FIG. 19 ENGINE HATCH 1

REF. NO.	PART NO.	DESCRIPTION	USA	CAN	GENE	JPN	REMARKS
1	F1X-U550A-00	CENTER COVER COMP.	1	1	1	1	
2	F1X-U828E-01	DAMPER 1	6	6	6	6	
3	90480-19800	GROMMET	4	4	4	4	
4	F1X-U517E-01	NUT	4	4	4	4	
5	90605-502U2	PLUG	1	1	1	1	
6	F1K-U266C-00	PACKING 4	1	1	1	1	
7	F1B-U5115-00	TRIM,HATCH 1	2	2	2	2	
8	90119-06880	BOLT, WITH WASHER	2	2	2	2	
9	9572R-06300	NUT, NYLON	2	2	2	2	
10	9299R-06200	WASHER	2	2	2	2	
11	90119-05803	BOLT, WITH WASHER	4	4	4	4	
12	F1X-U5372-00	BRACKET	1	1	1	1	
13	90267-489U1	RIVET,BLIND	1	1	1	1	
14	9572R-06300	NUT, NYLON	2	2	2	2	
15	9299R-06200	WASHER	2	2	2	2	
16	F1X-U8262-20-P1	COVER METER	1	1	1	1	UR LNMP FOR DPBMT
	F1X-U8262-10-P0	COVER METER	1	1	1	1	UR DNMC FOR LNMP
17	F1X-U3844-01	MAT	1	1	1	1	
18	90149-05903	SCREW	4	4	4	4	
19	F1X-U377B-30-P0	COVER,SIDE 1	1	1	1	1	UR DPBMT
	F1X-U377B-10-P0	COVER,SIDE 1	1	1	1	1	UR DNMC
20	F1X-U377C-30-P0	COVER,SIDE 2	1	1	1	1	UR DPBMT
	F1X-U377C-10-P0	COVER,SIDE 2	1	1	1	1	UR DNMC
21	F1X-U377H-01	INNER, COVER SIDE 1	1	1	1	1	
22	F1X-U377J-01	INNER, COVER SIDE 2	1	1	1	1	
23	90119-06880	BOLT, WITH WASHER	8	8	8	8	
24	90119-06880	BOLT, WITH WASHER	2	2	2	2	

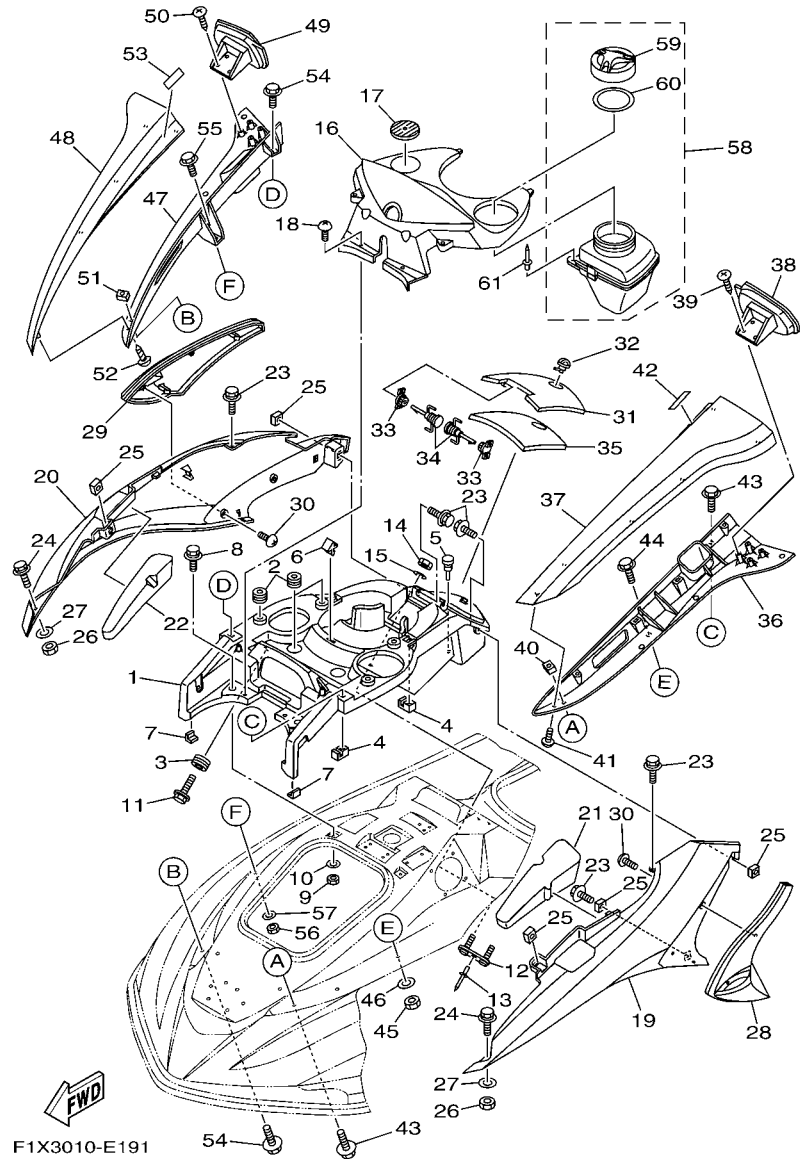


FIG. 19 ENGINE HATCH 1

REF. NO.	PART NO.	DESCRIPTION	USA	CAN	GENE	JPN	REMARKS
25	F1X-U517E-01	NUT	6	6	6	6	
26	9572R-06300	NUT, NYLON	2	2	2	2	
27	9299R-06200	WASHER	2	2	2	2	
28	F1X-U377F-00	ORNAMENT, SIDE LH	1	1	1	1	
29	F1X-U377G-00	ORNAMENT, SIDE RH	1	1	1	1	
30	90149-05903	SCREW	4	4	4	4	
31	F1X-U517H-00	LID HATCH	1	1	1	1	
32	F1X-62875-00	LOCK	1	1	1	1	
33	F1B-60210-00	GEAR ASSY	2	2	2	2	
34	F1B-6517R-00	PIN, HINGE	2	2	2	2	
35	F1X-U519D-01	PACKING CASE	1	1	1	1	
36	F1X-U596K-20-P0	COVER, MIRROR LOWER	1	1	1	1	UR LNMP FOR DPBMT
	F1X-U596K-10-P0	COVER, MIRROR LOWER	1	1	1	1	UR DNMC FOR LNMP
37	F1X-U596H-20-P0	COVER, MIRROR UPPER	1	1	1	1	UR LNMP FOR DPBMT
	F1X-U596H-10-P0	COVER, MIRROR UPPER	1	1	1	1	UR DNMC FOR LNMP
38	F1X-U596B-10	MIRROR LH	1	1	1	1	
39	90149-05903	SCREW	4	4	4	4	
40	F1X-U517E-01	NUT	1	1	1	1	
41	90149-05903	SCREW	6	6	6	6	
42	F1K-U266B-00	PACKING 3	1	1	1	1	
43	90119-06880	BOLT, WITH WASHER	2	2	2	2	
44	90119-06880	BOLT, WITH WASHER	1	1	1	1	
45	9572R-06300	NUT, NYLON	1	1	1	1	
46	9299R-06200	WASHER	1	1	1	1	
47	F1X-U596L-20-P0	COVER, MIRROR LOWER	1	1	1	1	UR LNMP FOR DPBMT
	F1X-U596L-10-P0	COVER, MIRROR LOWER	1	1	1	1	UR DNMC FOR LNMP
48	F1X-U596J-20-P0	COVER, MIRROR UPPER	1	1	1	1	UR LNMP FOR DPBMT

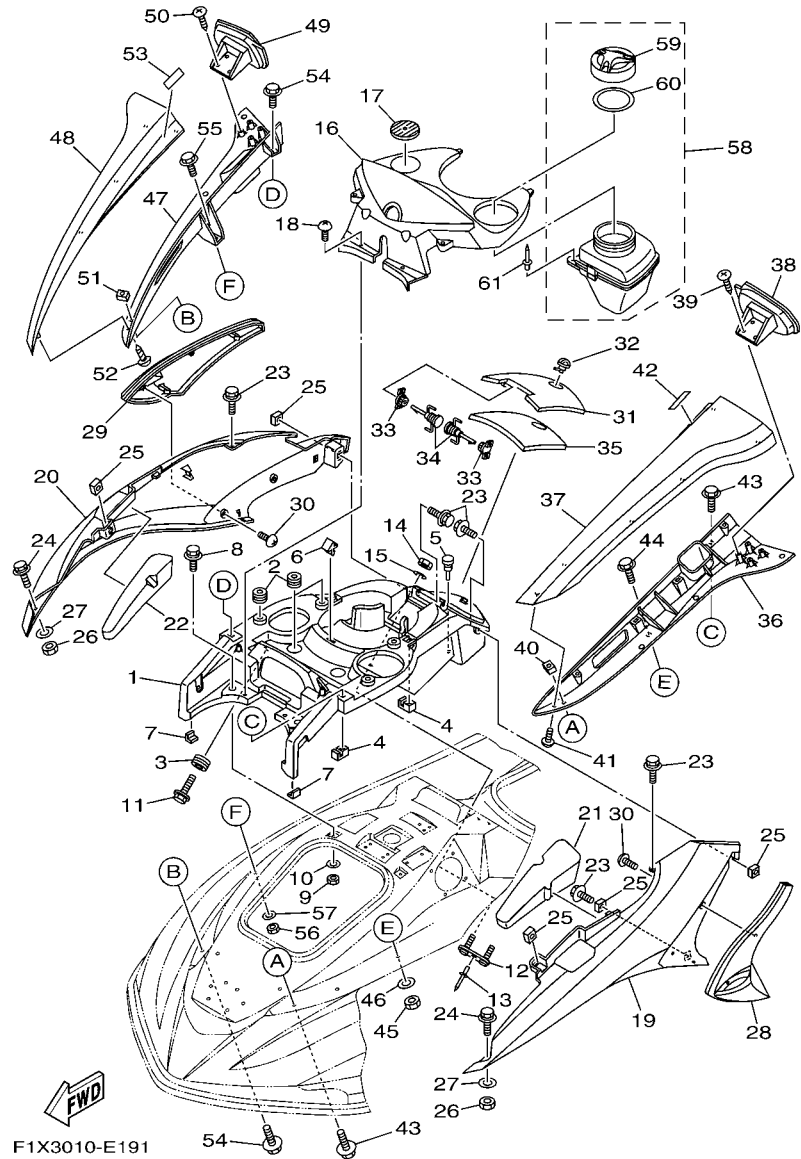
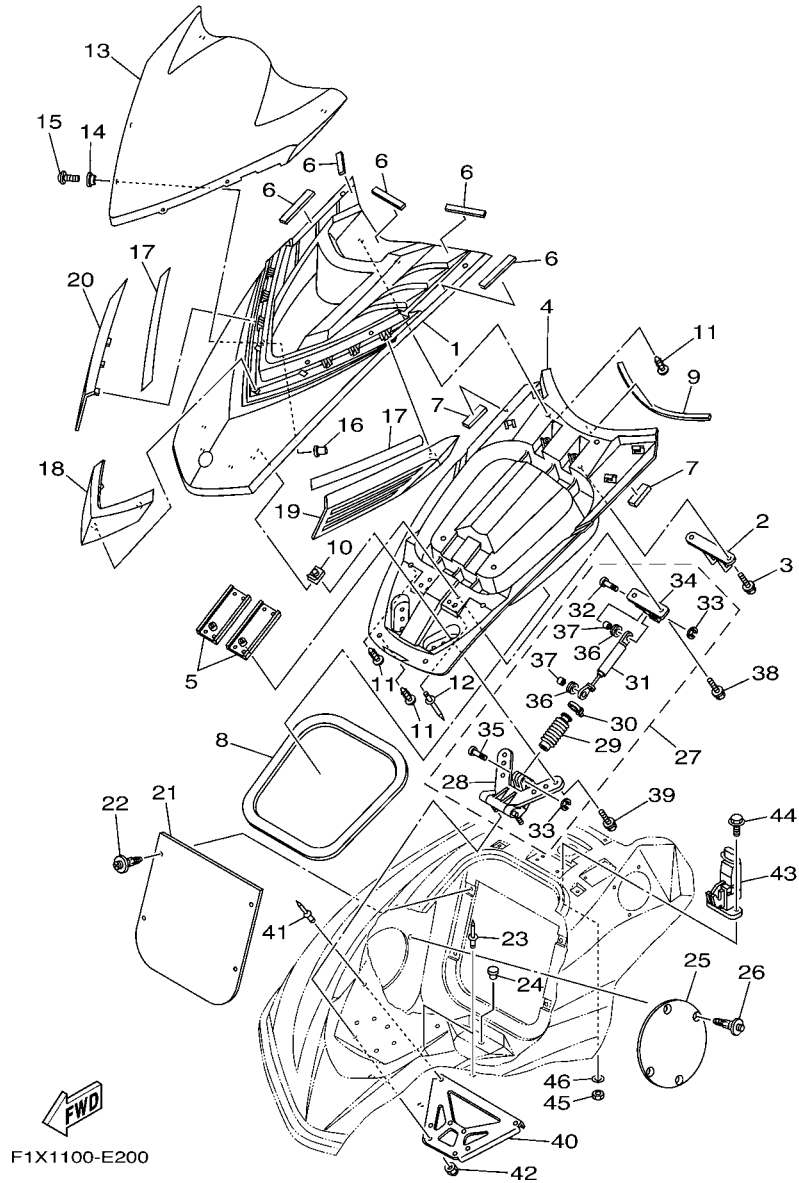


FIG. 19 ENGINE HATCH 1

REF. NO.	PART NO.	DESCRIPTION	USA	CAN	GENE	JPN	REMARKS
48	F1X-U596J-10-P0	COVER, MIRROR UPPER	1	1	1	1	UR DNMC FOR LNMP
49	F1X-U596C-10	MIRROR RH	1	1	1	1	
50	90149-05903	SCREW	4	4	4	4	
51	F1X-U517E-01	NUT	1	1	1	1	
52	90149-05903	SCREW	6	6	6	6	
53	F1K-U266B-00	PACKING 3	1	1	1	1	
54	90119-06880	BOLT, WITH WASHER	2	2	2	2	
55	90119-06880	BOLT, WITH WASHER	1	1	1	1	
56	9572R-06300	NUT, NYLON	1	1	1	1	
57	9299R-06200	WASHER	1	1	1	1	
58	F1X-U591A-02	CASE, ASSY 1	1	1	1	1	
59	F1X-U591C-01	.CAP, CASE	1	1	1	1	
60	F1X-U591D-02	.PACKING, CASE	1	1	1	1	
61	90267-489UP	RIVET, BLIND	2	2	2	2	

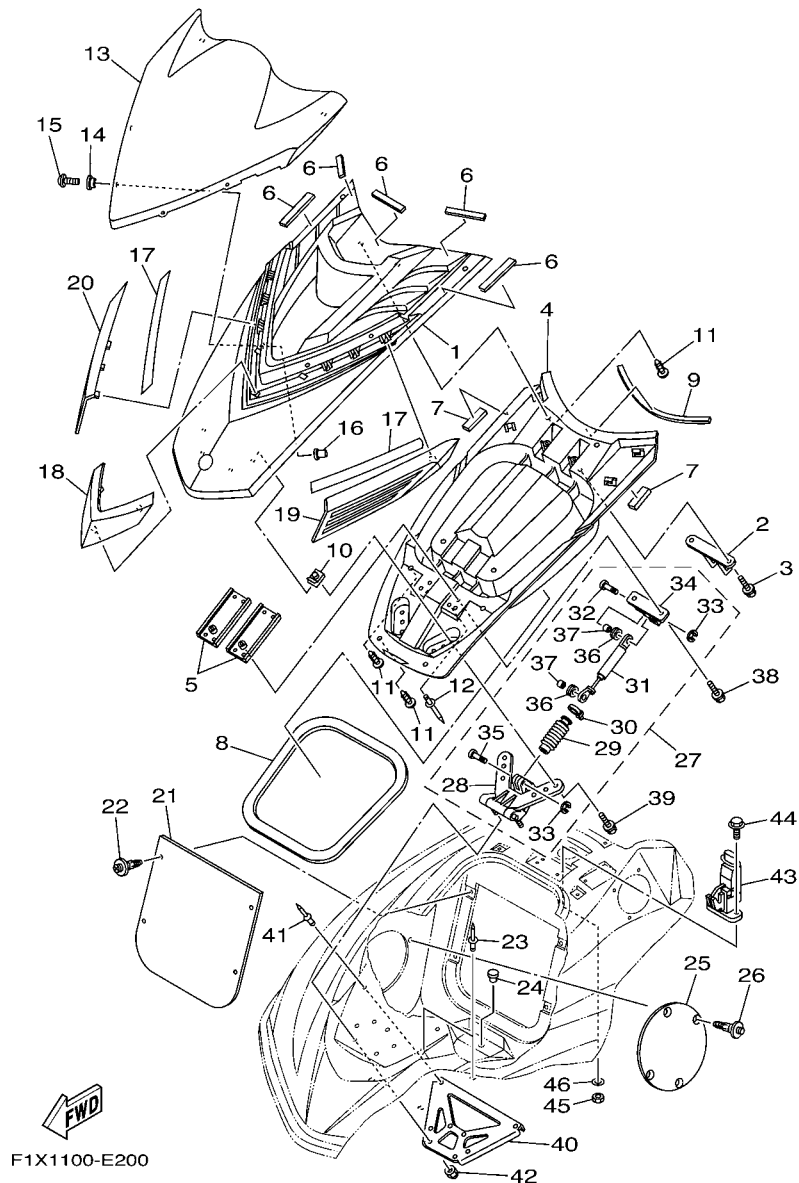
FIG. 20 ENGINE HATCH 2



F1X1100-E200

REF. NO.	PART NO.	DESCRIPTION	USA	CAN	GENE	JPN	REMARKS
1	F1X-U517B-30-P0	LID, ENGINE ROOM	1	1	1	1	UR DPBMT
	F1X-U517B-10-P0	LID, ENGINE ROOM	1	1	1	1	UR LNMP
2	F0X-6517F-01	HOOK, LID LOCK	1	1	1	1	
3	90119-069UH	BOLT, WITH WASHER	2	2	2	2	
4	F1X-U2103-01	VENTILATOR COVER COMP., 2	1	1	1	1	
5	F1B-65148-00	PLATE, HATCH	2	2	2	2	
6	F0X-U515E-01	DAMPER 2	5	5	5	5	
7	F1X-U266B-00	PACKING 3	2	2	2	2	
8	F1B-U2663-00	PACKING 1	1	1	1	1	
9	F1B-U266B-00	PACKING 3	1	1	1	1	
10	90183-06902	NUT, SPRING	4	4	4	4	
11	90149-05903	SCREW	8	8	8	8	
12	90267-489U9	RIVET, BLIND	8	8	8	8	
13	F1X-U515N-10	VISOR	1	1	1	1	UR BLUE FOR DPBMT
	F1X-U515N-01	VISOR	1	1	1	1	UR BLACK FOR LNMP
14	90381-05041	BUSH, SOLID	6	6	6	6	
15	90111-05017	BOLT, HEX. SOCKET BUTTON	6	6	6	6	
16	90179-05800	NUT	6	6	6	6	
17	F1X-U3635-10	TAPE, FITTING	2	2	2	2	
18	F1X-U517V-00	ORNAMENT, CENTER	1	1	1	1	
19	F1X-U517W-01	ORNAMENT, LH	1	1	1	1	
20	F1X-U517X-01	ORNAMENT, RH	1	1	1	1	
21	F1S-U475F-00	PLATE, LOKER BOW	1	1	1	1	
22	90269-08801	RIVET	4	4	4	4	
23	90267-489UP	RIVET, BLIND	4	4	4	4	
24	90605-502U1	PLUG, BLIND	1	1	1	1	
25	F1S-U7228-00	COVER, INSPECTION 2	1	1	1	1	

FIG. 20 ENGINE HATCH 2



F1X1100-E200

REF. NO.	PART NO.	DESCRIPTION	USA	CAN	GENE	JPN	REMARKS
26	90269-08801	RIVET	4	4	4	4	
27	F1B-6515A-01	HINGE ASSY.	1	1	1	1	
28	F1B-6517D-00	.HINGE, LID	1	1	1	1	
29	F1B-6518F-00	.COVER , SPRING	1	1	1	1	
30	90464-44001	.CLAMP	1	1	1	1	
31	F1B-6515D-01	.DAMPER 1	1	1	1	1	
32	F1B-6515J-00	.SHAFT B	1	1	1	1	
33	99080-06600	.CIRCLIP	2	2	2	2	
34	F1B-6514U-00	.STAY, DAMPER	1	1	1	1	
35	F1B-6515H-00	.SHAFT A	1	1	1	1	
36	90480-10006	.GROMMET	2	2	2	2	
37	90387-07008	.COLLAR	2	2	2	2	
38	90119-069UH	BOLT, WITH WASHER	2	2	2	2	
39	90119-069UK	BOLT, WITH WASHER	4	4	4	4	
40	F1B-6518E-00	PLATE, HINGE LID	1	1	1	1	
41	90267-48020	RIVET, BLIND	4	4	4	4	
42	9572R-06300	NUT, NYLON	4	4	4	4	
43	F1X-6517C-00	LOCK, LID	1	1	1	1	
44	90119-06837	BOLT, WITH WASHER	2	2	2	2	
45	9572R-06300	NUT, NYLON	2	2	2	2	
46	9299R-06200	WASHER	2	2	2	2	

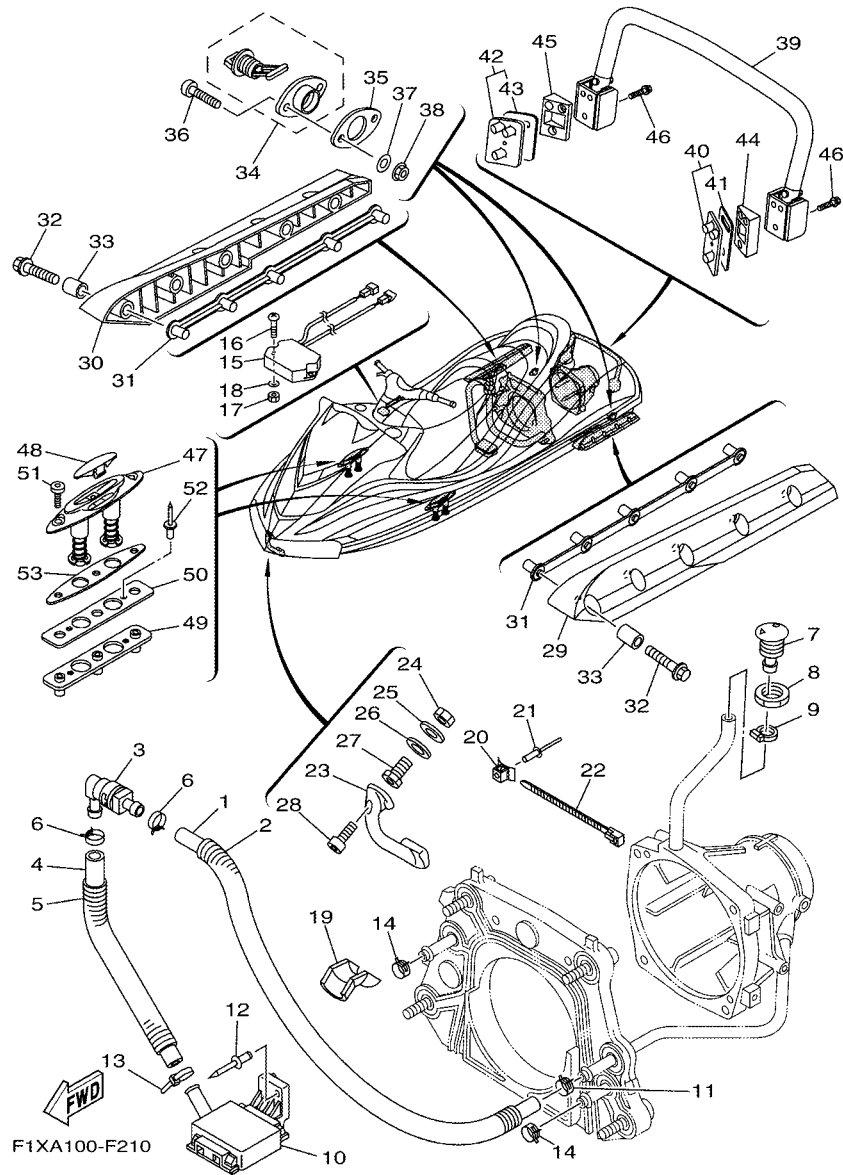


FIG. 21 HULL & DECK

REF. NO.	PART NO.	DESCRIPTION	USA	CAN	GENE	JPN	REMARKS
1	90445-20804	HOSE (L860)	1	1	1	1	
2	90446-27M73	HOSE (L700)	1	1	1	1	
3	68N-5112T-00	JOINT, HOSE	1	1	1	1	
4	90445-20800	HOSE (L500)	1	1	1	1	
5	90446-27M55	TUBE (L400)	1	1	1	1	
6	90467-18804	CLIP	2	2	2	2	
7	FN8-6269B-00	SPOUT	1	1	1	1	
8	EU0-61652-00	NUT	1	1	1	1	
9	90601-118UF	BAND, HOSE 18	1	1	1	1	
10	F1B-U761D-02	STRAINER, BILGE	1	1	1	1	
11	90467-21800	CLIP	1	1	1	1	
12	90267-489U8	RIVET, BLIND	1	1	1	1	
13	90601-200U1	BAND	2	2	2	2	
14	90467-200A0	CLIP	2	2	2	2	
15	F1X-U8K22-01	SENSOR, COMPASS	1	1	1	1	
16	9788R-05025	SCREW, PAN HEAD	2	2	2	2	
17	9572R-05300	NUT, FLANGE	2	2	2	2	
18	9299R-05200	WASHER	2	2	2	2	
19	F1S-U828H-01	TRIM, 1	1	1	1	1	
20	90600-917U4	CLAMP COMP.	3	3	3	3	
21	90267-48802	RIVET, BLIND	3	3	3	3	
22	90464-32801	CLAMP	3	3	3	3	
23	F1K-61624-00	BOWEYE 1	1	1	1	1	
24	99780-12600	NUT.HEX.(COARS)	2	2	2	2	
25	92990-12200	WASHER, PLAIN	2	2	2	2	
26	F0X-61637-00	WASHER	2	2	2	2	
27	F0X-61652-00	NUT (BOLT/NUT)	2	2	2	2	

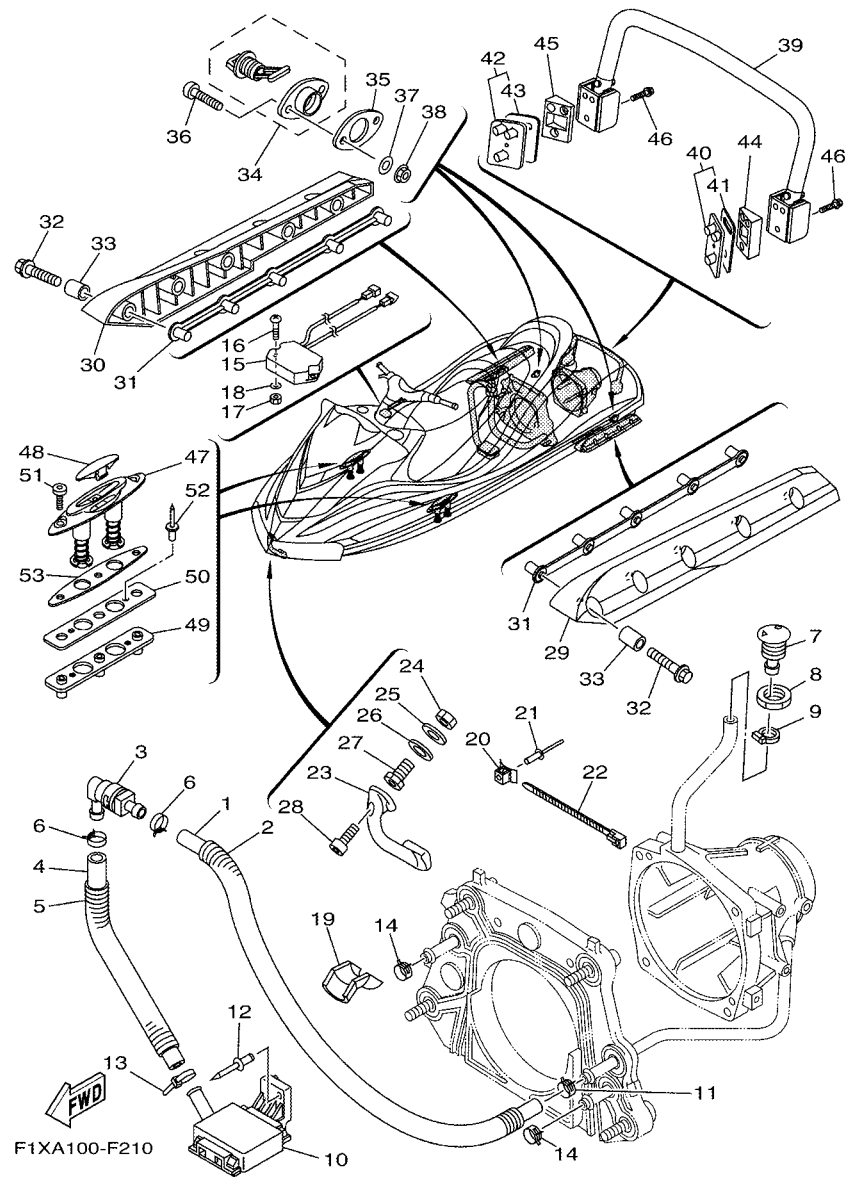


FIG. 21 HULL & DECK

REF. NO.	PART NO.	DESCRIPTION	USA	CAN	GENE	JPN	REMARKS
28	90110-06040	BOLT, HEXAGON SOCKET HEAD	2	2	2	2	
29	F1S-U883N-01	STABILIZER LH	1	1	1	1	BLACK
30	F1S-U883P-01	STABILIZER RH	1	1	1	1	BLACK
31	F1X-U883T-00	BRACKET,STABILIZER	2	2	2	2	
32	90105-08860	BOLT, FLANGE	10	10	10	10	
33	F1K-U8169-00	SPACER	10	10	10	10	
34	F1S-U2280-00	DRAIN PLUG ASSY.	2	2	2	2	
35	F1S-U2285-00	PACKING, DRAIN	2	2	2	2	
36	9788R-05025	SCREW, PAN HEAD	4	4	4	4	
37	9299R-05200	WASHER	4	4	4	4	
38	9572R-05300	NUT, FLANGE	4	4	4	4	
39	F1X-U278A-10	LADDER, STEP ASSY	1	1	1	1	
40	F1X-U278F-01	BRACKET, LADDER LH	1	1	1	1	
41	F1X-U278H-10	.PACKING, BRKT. 1	1	1	1	1	
42	F1X-U278G-01	BRACKET, LADDER RH	1	1	1	1	
43	F1X-U278H-10	.PACKING, BRKT. 1	1	1	1	1	
44	F1X-U278K-00	BRACKET 1	1	1	1	1	
45	F1X-U278L-00	BRACKET 2	1	1	1	1	
46	90119-08844	BOLT, WITH WASHER	6	6	6	6	
47	F1X-U163A-01	CLEAT ASSY.	2	2	2	2	
48	F1X-U826D-00	COVER	2	2	2	2	
49	F1X-U826C-00	BRACKET	2	2	2	2	
50	F1X-U2157-00	PACKING	2	2	2	2	
51	90111-06805	BOLT,HEX. SOCKET BUTTON	6	6	6	6	
52	90267-489U6	RIVET, BLIND	4	4	4	4	
53	F1X-U2284-00	PACKING	2	2	2	2	

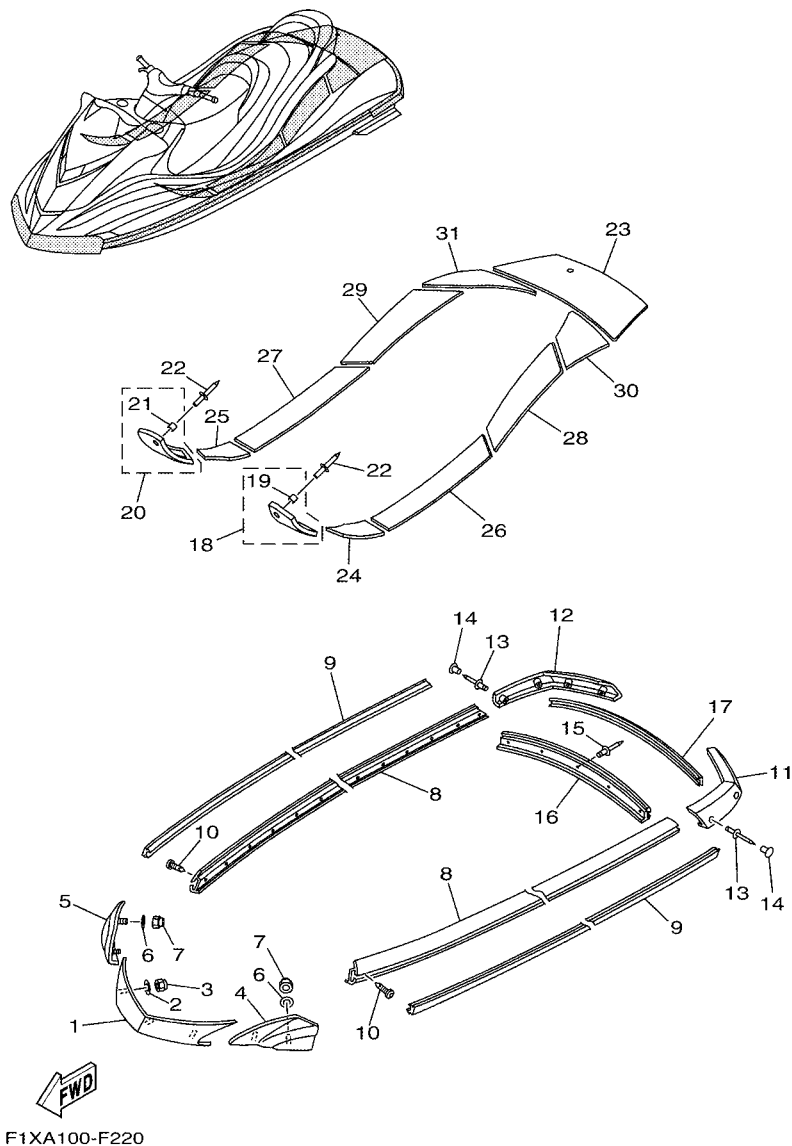
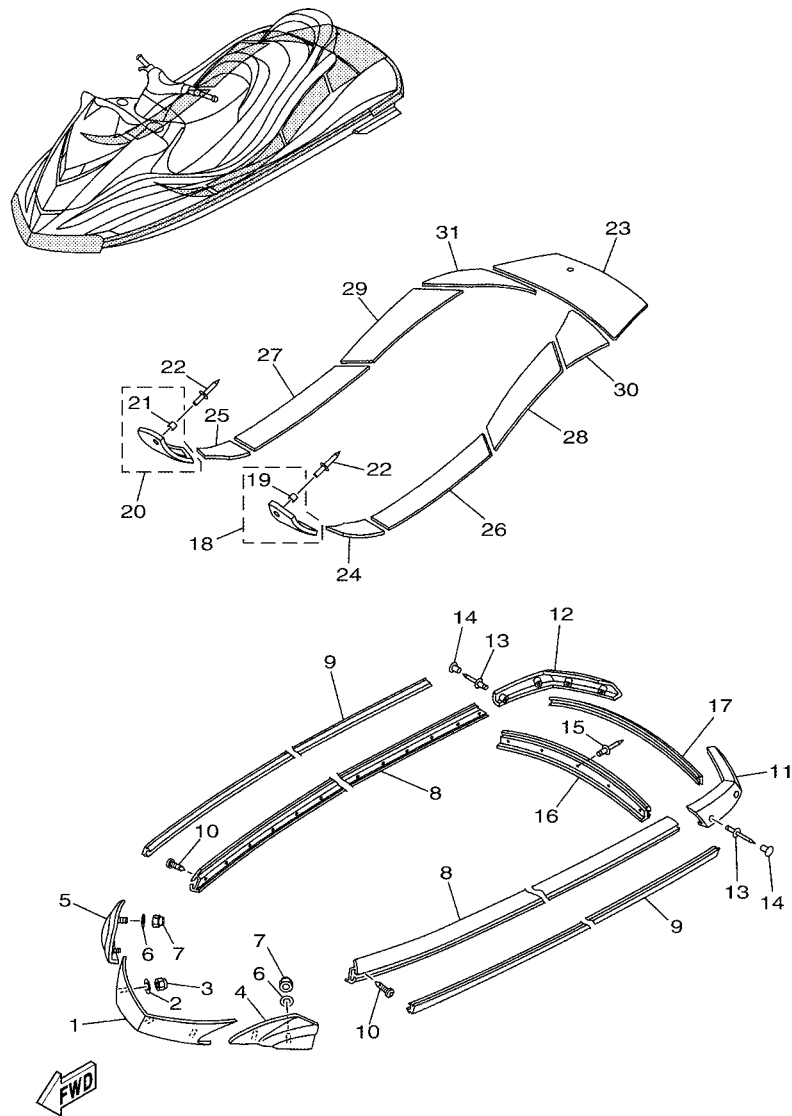


FIG. 22 GUNWALE & MAT

REF. NO.	PART NO.	DESCRIPTION	USA	CAN	GENE	JPN	REMARKS
1	F1S-U2501-02	BOW GUNWALE COMP.	1	1	1	1	BLACK
	F1S-U2501-10	BOW GUNWALE COMP.	1	1	1	1	DARK GRAY SOLID D
2	9299R-06200	WASHER	3	3	3	3	
3	9572R-06300	NUT, NYLON	3	3	3	3	
4	F1S-U252E-01	JOINT, GUNWALE LH	1	1	1	1	BLACK
	F1S-U252E-10	JOINT, GUNWALE LH	1	1	1	1	DARK GRAY SOLID D
5	F1S-U252F-01	JOINT, GUNWALE RH	1	1	1	1	BLACK
	F1S-U252F-10	JOINT, GUNWALE RH	1	1	1	1	DARK GRAY SOLID D
6	9299R-06200	WASHER	4	4	4	4	
7	9572R-06300	NUT, NYLON	4	4	4	4	
8	F1B-U2512-10	GUNWALE, SIDE	2	2	2	2	YAMAHA BLACK
	F1B-U2512-00	GUNWALE, SIDE	2	2	2	2	LIGHT SILVER 1
9	F1B-U2519-00	INNER,GUNWALE	2	2	2	2	LIGHT SILVER 1
	F1B-U2519-10	INNER,GUNWALE	2	2	2	2	YAMAHA BLACK
10	90169-059U1	SCREW,TAPPING	36	36	36	36	
11	F1B-U251D-10	GUNWALE, STERN 1	1	1	1	1	YAMAHA BLACK
	F1B-U251D-02	GUNWALE, STERN 1	1	1	1	1	GRAY
12	F1B-U251E-10	GUNWALE, STERN 2	1	1	1	1	YAMAHA BLACK
	F1B-U251E-02	GUNWALE, STERN 2	1	1	1	1	GRAY
13	90267-489UT	RIVET, BLIND	8	8	8	8	
14	F0D-U352E-10	PLUG, MUSHROOM	8	8	8	8	YAMAHA BLACK
15	90267-489US	RIVET, BLIND	5	5	5	5	
16	F1B-U252C-10	COVER, GUNWALE 1	1	1	1	1	YAMAHA BLACK
	F1B-U252C-00	COVER, GUNWALE 1	1	1	1	1	SOLID GREY C
17	F1B-U252D-01	COVER, GUNWALE 2	1	1	1	1	SOLID GREY C
	F1B-U252D-10	COVER, GUNWALE 2	1	1	1	1	YAMAHA BLACK
18	F1S-U350V-00	FOOT STEP ASSY., LH	1	1	1	1	BLACK

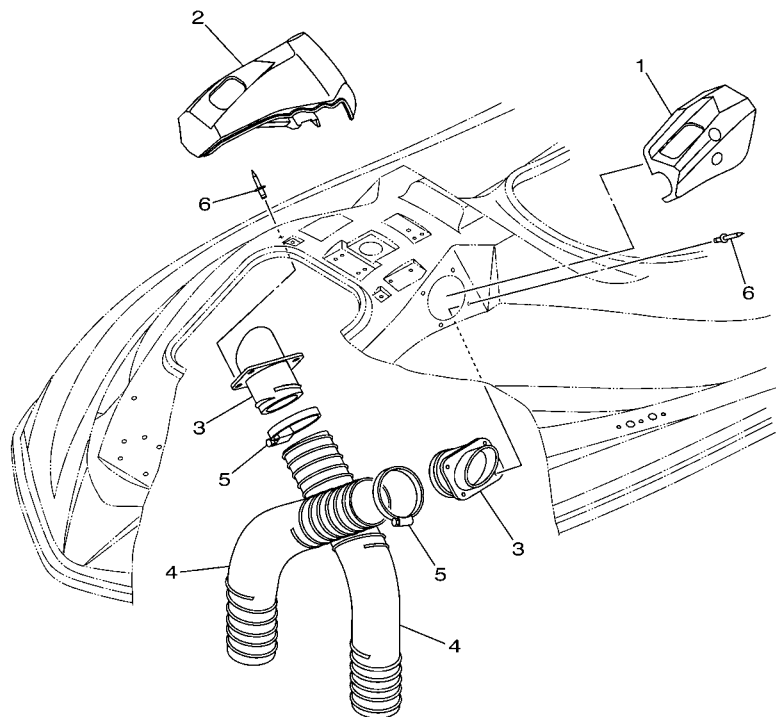


F1XA100-F220

FIG. 22 GUNWALE & MAT

REF. NO.	PART NO.	DESCRIPTION	USA	CAN	GENE	JPN	REMARKS
19	90387-06867	.COLLAR	2	2	2	2	
20	F1S-U350W-00	FOOT STEP ASSY., RH	1	1	1	1	BLACK
21	90387-06867	.COLLAR	2	2	2	2	
22	90267-48819	RIVET, BLIND	4	4	4	4	
23	F1S-U3581-11	MAT, UPPER	1	1	1	1	DARK GRAY
24	F1S-U351H-02	MAT, STEP 1	1	1	1	1	BLACK
25	F1S-U351J-02	MAT, STEP 2	1	1	1	1	BLACK
26	F1S-U351K-11	MAT, STEP 3	1	1	1	1	DARK GRAY
27	F1S-U351M-11	MAT, STEP 4	1	1	1	1	DARK GRAY
28	F1S-U351N-11	MAT, STEP 5	1	1	1	1	DARK GRAY
29	F1S-U351P-11	MAT, STEP 6	1	1	1	1	DARK GRAY
30	F1S-U351R-11	MAT, STEP 7	1	1	1	1	DARK GRAY
31	F1S-U351S-11	MAT, STEP 8	1	1	1	1	DARK GRAY

FIG. 23 VENTILATION



REF. NO.	PART NO.	DESCRIPTION	USA	CAN	GENE	JPN	REMARKS
1	F1X-U2187-02	BOX, INDUCTION 1	1	1	1	1	
2	F1X-U2188-02	BOX, INDUCTION 2	1	1	1	1	
3	F1X-62127-00	BASE, AIR INTAKE	2	2	2	2	
4	F1X-U213G-00	HOSE, VENTILATOR 2	2	2	2	2	
5	90601-200U7	BAND	2	2	2	2	
6	90267-48806	RIVET, BLIND	8	8	8	8	


 F1X1100-E230

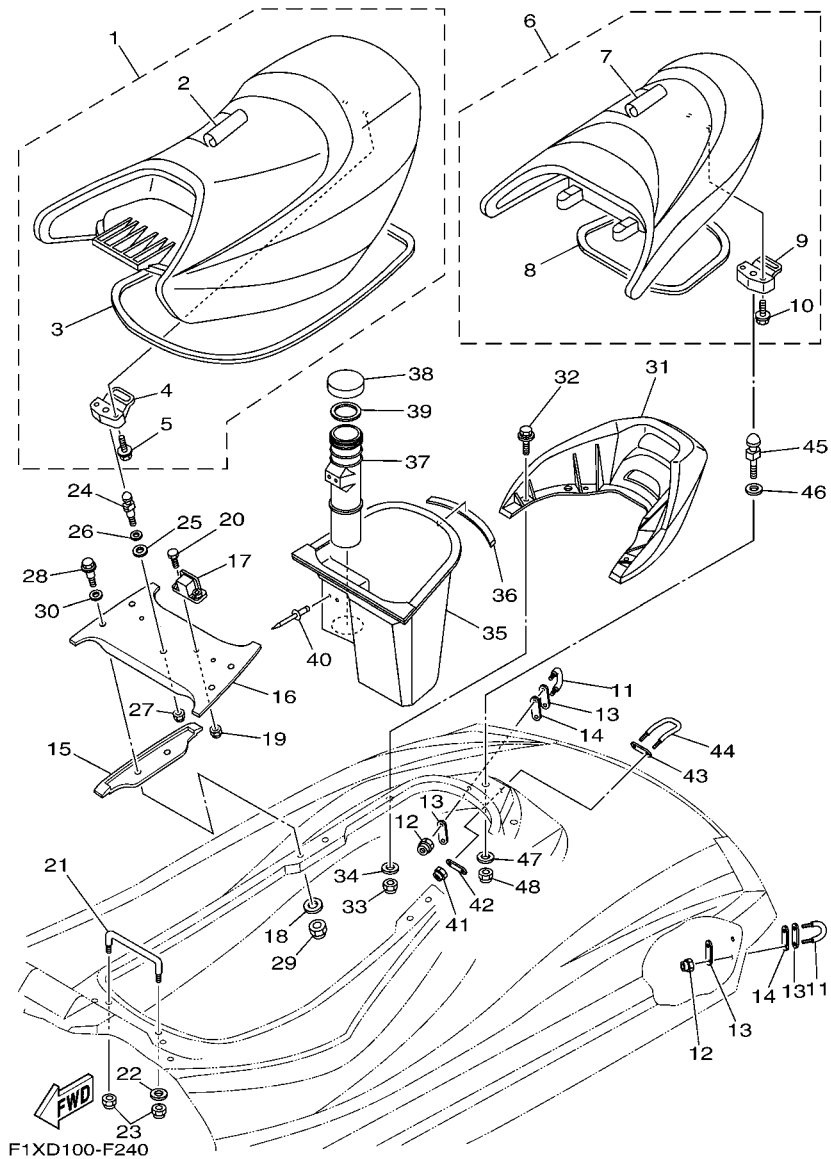


FIG. 24 SEAT & UNDER LOCKER

REF. NO.	PART NO.	DESCRIPTION	USA	CAN	GENE	JPN	REMARKS
1	F1S-U371A-70	DOUBLE SEAT ASSY	1	1	1	1	SILVER
2	F1S-U371B-70	.COVER, SEAT 1	1	1	1	1	SILVER
3	F1B-U2664-00	.PACKING	1	1	1	1	
4	F1B-U3850-01	.SEAT LOCK ASSY	1	1	1	1	
5	90119-069UP	.BOLT, WITH WASHER	2	2	2	2	
6	F1S-U372A-30	SINGLE SEAT ASSY	1	1	1	1	SILVER
7	F1S-U372B-30	.COVER, SEAT	1	1	1	1	SILVER
8	F1B-U266D-00	.PACKING 5	1	1	1	1	
9	F1B-U3850-01	.SEAT LOCK ASSY	1	1	1	1	
10	90119-069UP	.BOLT, WITH WASHER	2	2	2	2	
11	F1K-61628-00	STERN EYE	2	2	2	2	
12	9572R-08300	NUT, FLANGE	4	4	4	4	
13	GP7-U4953-10	PLATE A	4	4	4	4	
14	F1B-U1653-01	PACKING	2	2	2	2	
15	F1X-U1653-00	PACKING	2	2	2	2	
16	F1X-U8952-01	BEAM, DECK 1	1	1	1	1	
17	GU2-6378D-02	STAY, SEAT 2	2	2	2	2	
18	9299R-08200	WASHER	4	4	4	4	
19	9572R-06300	NUT, NYLON	4	4	4	4	
20	90101-069U0	BOLT	4	4	4	4	
21	F0X-6378C-00	STAY, SEAT 1	1	1	1	1	
22	90201-099U3	WASHER, PLATE	1	1	1	1	
23	9572R-08300	NUT, FLANGE	2	2	2	2	
24	F1B-U3774-00	PIN	1	1	1	1	
25	F0X-6375E-00	PACKING 1	1	1	1	1	
26	92990-12200	WASHER, PLAIN	1	1	1	1	
27	9572R-10300	NUT, FLANGE	1	1	1	1	

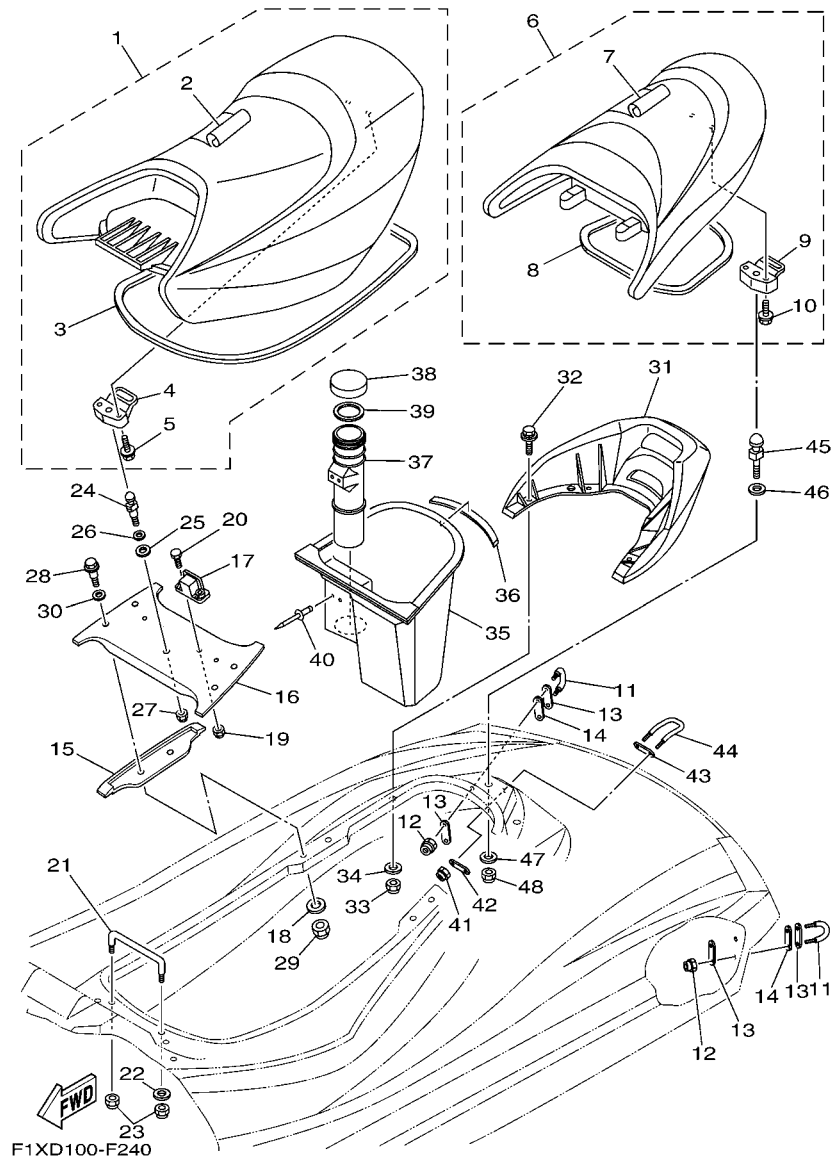
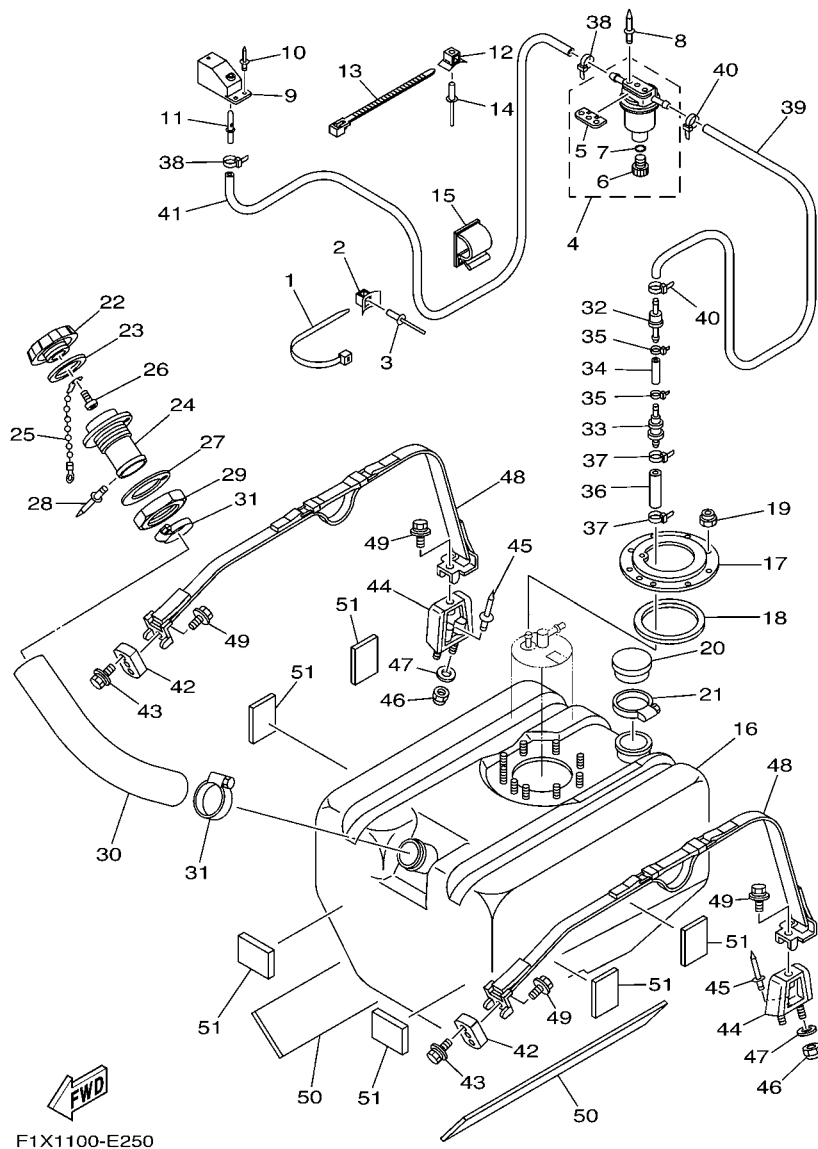


FIG. 24 SEAT & UNDER LOCKER

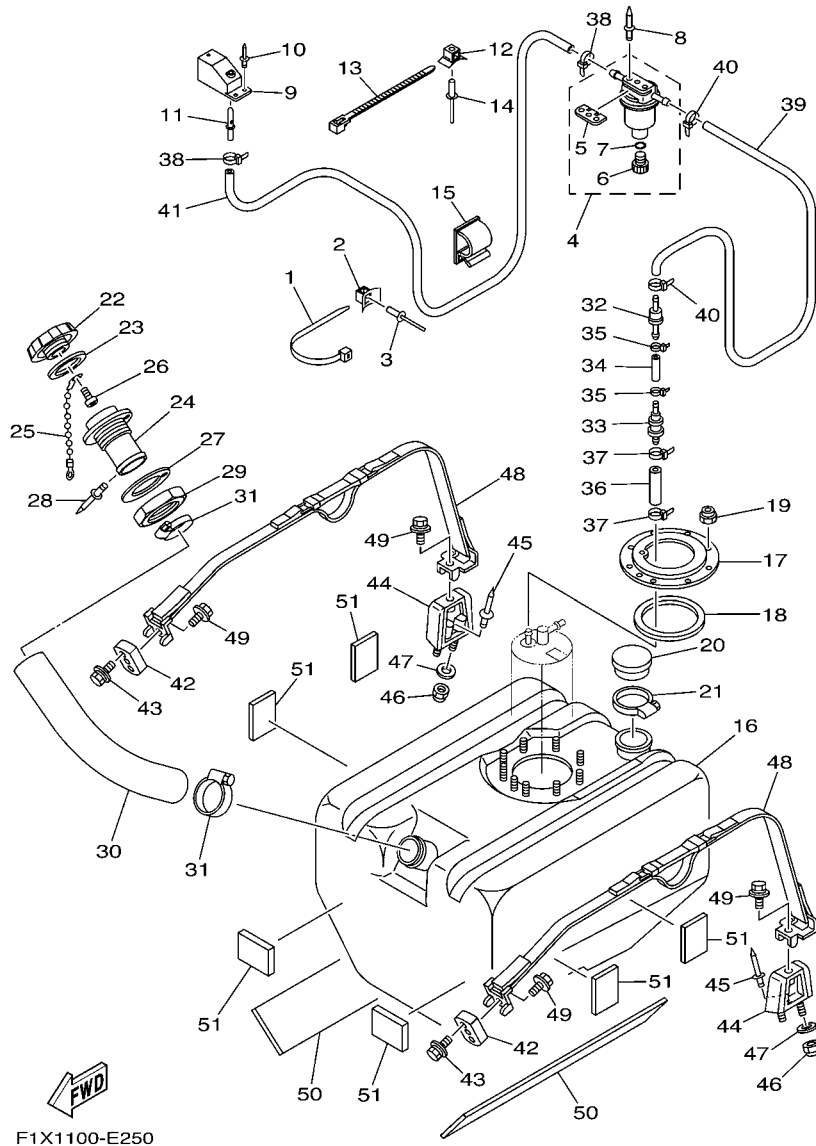
REF. NO.	PART NO.	DESCRIPTION	USA	CAN	GENE	JPN	REMARKS
28	F1B-U2624-00	BOLT	4	4	4	4	YAMAHA BLACK
29	9572R-08300	NUT, FLANGE	4	4	4	4	
30	9299R-10200	WASHER	4	4	4	4	
31	F1S-U271B-01	GRIP, HAND	1	1	1	1	
32	90119-08942	BOLT, WITH WASHER	4	4	4	4	
33	9572R-08300	NUT, FLANGE	4	4	4	4	
34	9299R-08200	WASHER	4	4	4	4	
35	F1B-U4742-01	LOCKER, UNDER 2	1	1	1	1	
36	F0X-U266E-01	PACKING,6	1	1	1	1	
37	F0X-U5983-01	BOX, FIRE EXTINGUISHER	1	1	1	1	
38	EW2-U5912-01	CAP, CASE	1	1	1	1	
39	EW2-U5913-01	PACKING, CASE	1	1	1	1	
40	90267-489UP	RIVET, BLIND	4	4	4	4	
41	9572R-08300	NUT, FLANGE	2	2	2	2	
42	GP7-U4953-10	PLATE A	1	1	1	1	
43	GP7-U4953-10	PLATE A	1	1	1	1	
44	F1B-U1629-00	SKI TOWS	1	1	1	1	
45	GH1-U3774-00	PIN	1	1	1	1	
46	90201-109U6	WASHER, PLATE	1	1	1	1	
47	9299R-10200	WASHER	1	1	1	1	
48	9572R-10300	NUT, FLANGE	1	1	1	1	

FIG. 25 FUEL TANK



F1X1100-E250

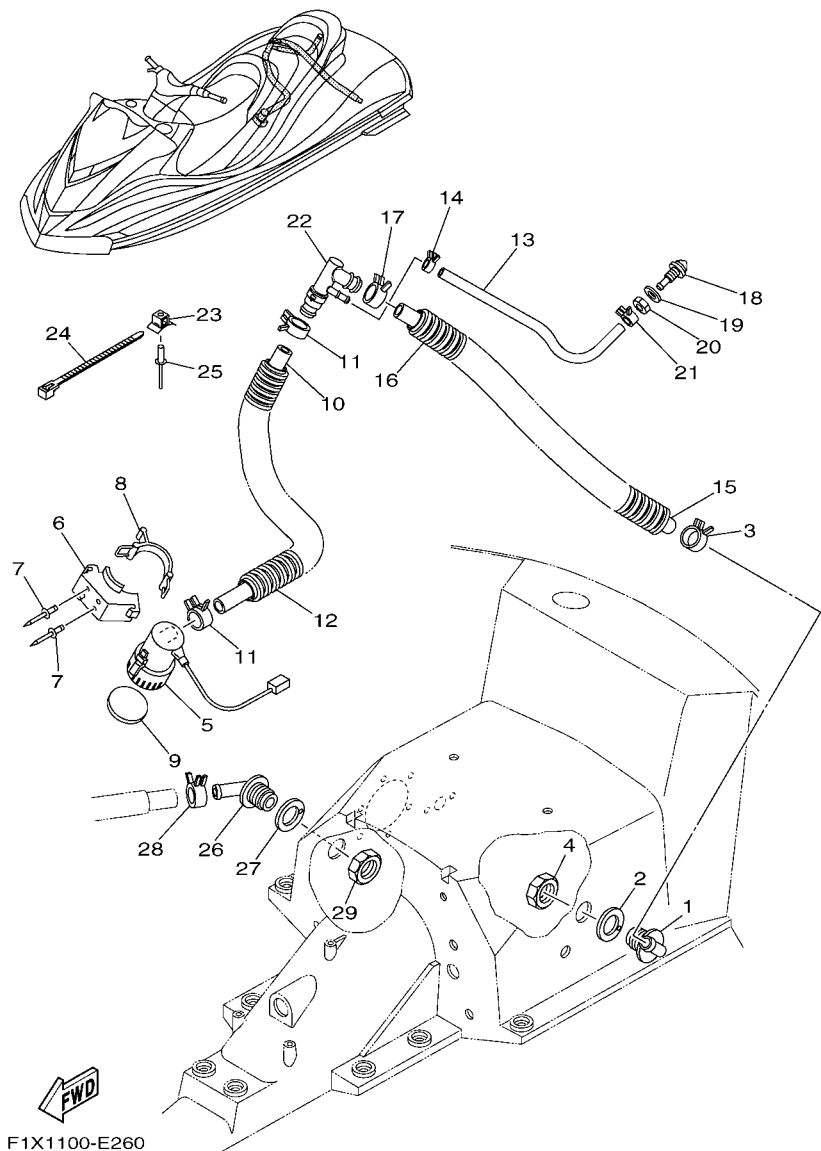
REF. NO.	PART NO.	DESCRIPTION	USA	CAN	GENE	JPN	REMARKS
1	90464-99804	CLAMP	2	2	2	2	
2	90600-917U4	CLAMP COMP.	2	2	2	2	
3	90267-48802	RIVET, BLIND	2	2	2	2	
4	EW2-62140-00	FILTER, VENT ASSY	1	1	1	1	
5	EW2-62142-00	.PLATE, FILTER	1	1	1	1	
6	70R-24543-00	.PLUG, DRAIN	1	1	1	1	
7	70R-24489-00	.O-RING	1	1	1	1	
8	90267-489U2	RIVET, BLIND	2	2	2	2	
9	GP7-62159-02	SOCKET, VENTILATION	1	1	1	1	
10	90267-489U6	RIVET, BLIND	2	2	2	2	
11	F1G-62149-00	PIPE, VENTILATION	1	1	1	1	
12	90600-917U4	CLAMP COMP.	3	3	3	3	
13	90464-32801	CLAMP	3	3	3	3	
14	90267-489U6	RIVET, BLIND	3	3	3	3	
15	90464-17800	CLAMP	1	1	1	1	
16	F1B-U7711-01	TANK, FUEL	1	1	1	1	
17	F1B-U7773-00	RING	1	1	1	1	
18	F1B-67747-00	PACKING, SEAL	1	1	1	1	
19	9572R-06300	NUT, NYLON	9	9	9	9	
20	FN8-6771K-00	COVER	1	1	1	1	
21	90601-162U5	BAND, HOSE 62	1	1	1	1	
22	GP7-U7831-11	CAP, FUEL FILLER	1	1	1	1	BLACK
23	GP7-U7832-01	PACKING	1	1	1	1	
24	GP7-U7833-10	SOCKET	1	1	1	1	BLACK
25	GP7-U7835-00	CHAIN BALL	1	1	1	1	
26	90169-049U1	TAPPING SCREW	1	1	1	1	
27	GP7-U7834-00	PACKING FUEL FILLER	1	1	1	1	



F1X1100-E250

FIG. 25 FUEL TANK

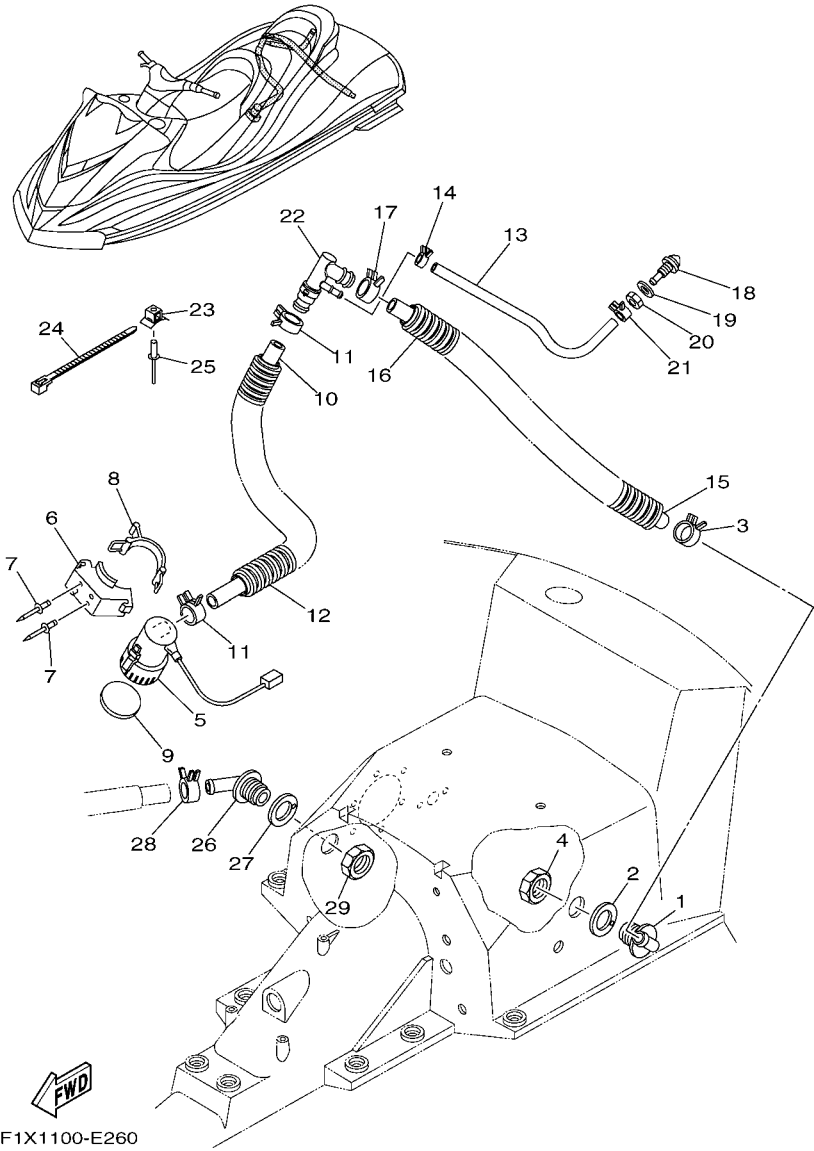
REF. NO.	PART NO.	DESCRIPTION	USA	CAN	GENE	JPN	REMARKS
28	90267-329UR	RIVET, BLIND	1	1	1	1	
29	GP7-U783F-00	NUT, FUEL FILLER	1	1	1	1	
30	F1B-U7844-01	HOSE	1	1	1	1	
31	90601-155U4	BAND, HOSE 55	2	2	2	2	
32	F1B-67767-00	CHECK VALVE	1	1	1	1	
33	FJ0-67766-00	ROLL OVER VALVE	1	1	1	1	
34	90699-50004	HOSE	1	1	1	1	
35	90465-11M10	CLAMP	2	2	2	2	
36	GP7-U785H-00	HOSE, AIR VENT 3	1	1	1	1	
37	90465-11829	CLAMP	2	2	2	2	
38	90465-11829	CLAMP	2	2	2	2	
39	F0D-U785G-10	HOSE, AIR VENT	1	1	1	1	
40	90465-11829	CLAMP	2	2	2	2	
41	F0D-U7856-10	HOSE, AIR VENT 3	1	1	1	1	
42	F1B-U2873-00	NUT, SPECIAL	2	2	2	2	
43	90119-089U7	BOLT, WITH WASHER	4	4	4	4	
44	F1B-6774J-00	BRKT, BAND	2	2	2	2	
45	90267-489UE	RIVET, BLIND	2	2	2	2	
46	9572R-06300	NUT, NYLON	4	4	4	4	
47	9299R-06200	WASHER	4	4	4	4	
48	F1B-67743-02	BELT, TANK 1	2	2	2	2	
49	90119-089U7	BOLT, WITH WASHER	4	4	4	4	
50	F1B-U759B-00	MAT 1	2	2	2	2	
51	F1B-U759C-00	MAT 2	6	6	6	6	



F1X1100-E260

FIG. 26 BILGE PUMP

REF. NO.	PART NO.	DESCRIPTION	USA	CAN	GENE	JPN	REMARKS
1	F1B-6224E-00	BODY, DRAIN 3	1	1	1	1	
2	F1S-U7525-01	PACKING	1	1	1	1	
3	90467-250A0	CLIP	1	1	1	1	
4	F1B-62241-00	DRAIN, COCKPIT	1	1	1	1	
5	F1B-U8360-01	BILGE PUMP ASSY	1	1	1	1	
6	F1B-U7698-01	BRACKET	1	1	1	1	
7	90267-489UP	RIVET, BLIND	2	2	2	2	
8	GA7-68218-00	BAND, BATTERY	1	1	1	1	
9	F1B-U7656-00	PACKING, BILGE	1	1	1	1	
10	F1B-U7626-00	HOSE 1	1	1	1	1	
11	90467-210A0	CLIP	2	2	2	2	
12	90447-28004	HOSE, WITH SPRING (L800)	1	1	1	1	
13	F1B-U7629-00	HOSE, DRAIN 2	1	1	1	1	
14	90467-140A1	CLIP	1	1	1	1	
15	F1B-U7628-00	HOSE, DRAIN 3	1	1	1	1	
16	90447-28004	HOSE, WITH SPRING (L800)	1	1	1	1	
17	90467-250A0	CLIP	1	1	1	1	
18	GH7-6753B-00	PILOT,WATER	1	1	1	1	
19	90430-16910	GASKET	1	1	1	1	
20	GP7-61652-00	NUT	1	1	1	1	
21	90467-140A1	CLIP	1	1	1	1	
22	F1S-67620-00	HOSE JOINT	1	1	1	1	
23	90600-917U4	CLAMP COMP.	1	1	1	1	
24	90464-32801	CLAMP	1	1	1	1	
25	90267-489U6	RIVET, BLIND	1	1	1	1	
26	F1B-6224E-00	BODY, DRAIN 3	1	1	1	1	
27	F1S-U7525-01	PACKING	1	1	1	1	

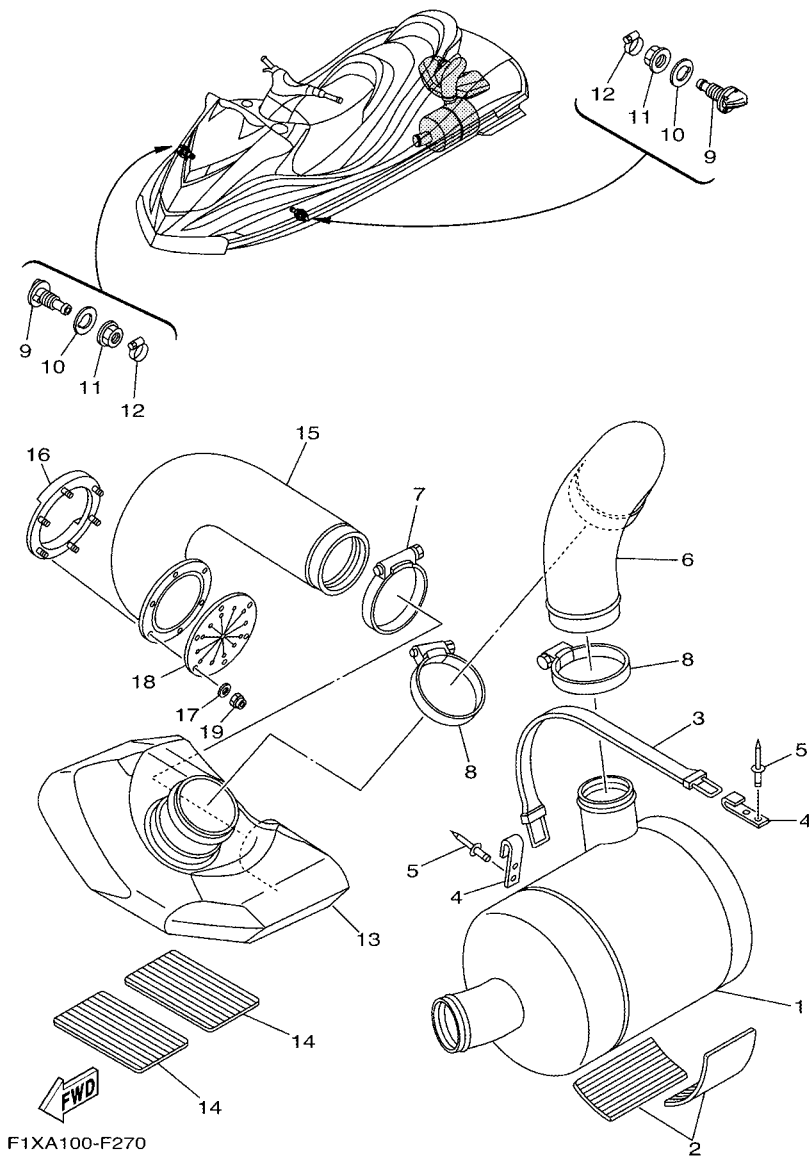


F1X1100-E260

FIG. 26 BILGE PUMP

REF. NO.	PART NO.	DESCRIPTION	USA	CAN	GENE	JPN	REMARKS
28	90467-250A0	CLIP	1	1	1	1	
29	F1B-62241-00	DRAIN, COCKPIT	1	1	1	1	

FIG. 27 EXHAUST 3



REF. NO.	PART NO.	DESCRIPTION	USA	CAN	GENE	JPN	REMARKS
1	F1X-U7550-00	WATER LOCK COMP.	1	1	1	1	
2	F1S-U8221-00	PAD, BATTERY	2	2	2	2	
3	EW2-67821-00	BAND, FUEL TANK	1	1	1	1	
4	GA7-65772-00	HOOK A	2	2	2	2	
5	90267-489U1	RIVET,BLIND	4	4	4	4	
6	F1B-U7555-02	HOSE, EXHAUST	1	1	1	1	
7	90601-195UD	BAND, HOSE 95	1	1	1	1	
8	90450-99801	HOSE CLAMP ASSY	2	2	2	2	
9	F1B-6753B-00	PILOT, WATER	2	2	2	2	
10	F1B-67564-00	GASKET	2	2	2	2	
11	F0X-62733-00	NUT	2	2	2	2	
12	90601-118UF	BAND, HOSE 18	2	2	2	2	
13	F0X-U4261-13	TANK, WATER	1	1	1	1	
14	F1S-U8221-00	PAD, BATTERY	2	2	2	2	
15	F1B-U758D-02	HOSE,EXHAUST 3	1	1	1	1	
16	F1S-U757B-00	PLATE	1	1	1	1	
17	9299R-06200	WASHER	6	6	6	6	
18	F1B-U751G-00	VALVE, EXHAUST	1	1	1	1	
19	9572R-06300	NUT, NYLON	6	6	6	6	

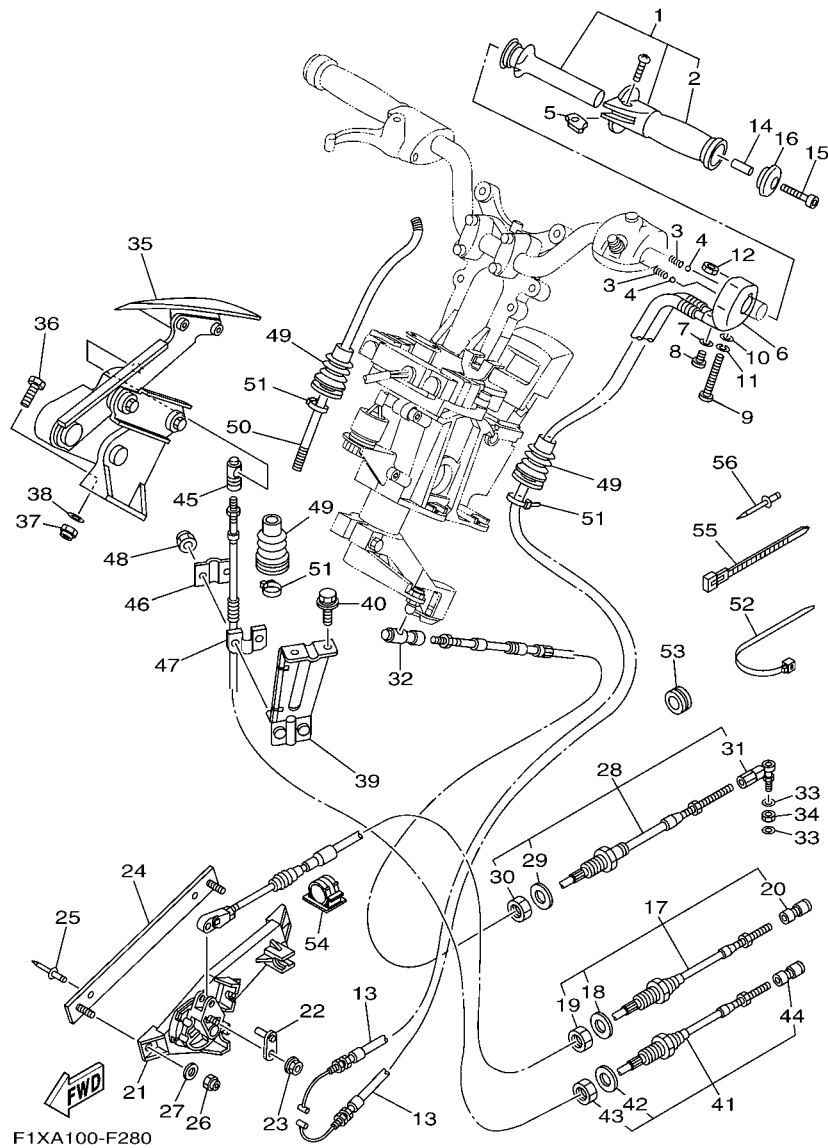


FIG. 28 CONTROL CABLE

REF. NO.	PART NO.	DESCRIPTION	USA	CAN	GENE	JPN	REMARKS
1	GP7-U157A-00	GRIP HANDLE ASSY.	1	1	1	1	
2	GP7-U155C-00	.GRIP,HANDLE	1	1	1	1	
3	GP7-U152P-00	SPRING	2	2	2	2	
4	GP7-U152R-00	BALL	2	2	2	2	
5	GP7-U151M-00	LEVER ASSY	1	1	1	1	
6	GP7-U152M-00	HOUSING ASSY	1	1	1	1	
7	92990-04600	WASHER, PLATE	1	1	1	1	
8	98980-04010	SCREW, BIND	1	1	1	1	
9	97880-06065	SCREW, PAN HEAD	1	1	1	1	
10	92990-06600	WASHER, PLATE	1	1	1	1	
11	9299R-06100	WASHER	1	1	1	1	
12	GH1-U143B-00	NUT,SPECIAL	1	1	1	1	
13	F1B-U153D-01	CABLE,NOZZLE CONTROL 2	2	2	2	2	
14	90387-05800	COLLAR	1	1	1	1	
15	90110-05908	BOLT, HEXAGON SOCKET HEAD	1	1	1	1	
16	F1S-U155F-00	GRIP, END	1	1	1	1	
17	F1S-6153E-00	CABLE,NOZZLE CONTROL 3	1	1	1	1	
18	F1B-61438-00	.PACKING	1	1	1	1	
19	F1B-6151S-00	.NUT	1	1	1	1	
20	F1B-61460-00	.BALL JOINT ASSY	1	1	1	1	
21	F0D-U153J-10	REMOCON,NOZZLE 2	1	1	1	1	
22	F0D-U152C-10	PIN	1	1	1	1	
23	9572R-06300	NUT, NYLON	1	1	1	1	
24	F0X-U4958-00	BASE, REMOCON.	1	1	1	1	
25	90267-489U6	RIVET, BLIND	2	2	2	2	
26	9572R-06300	NUT, NYLON	2	2	2	2	
27	9299R-06200	WASHER	2	2	2	2	

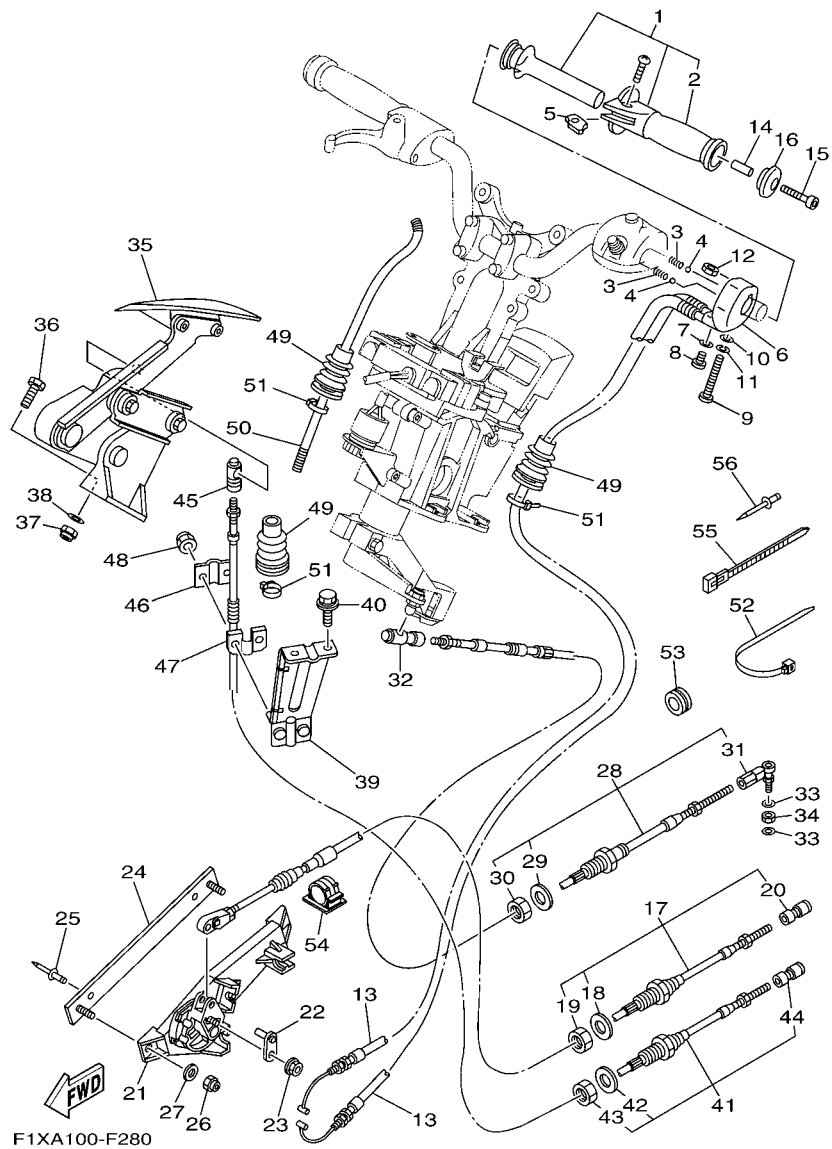
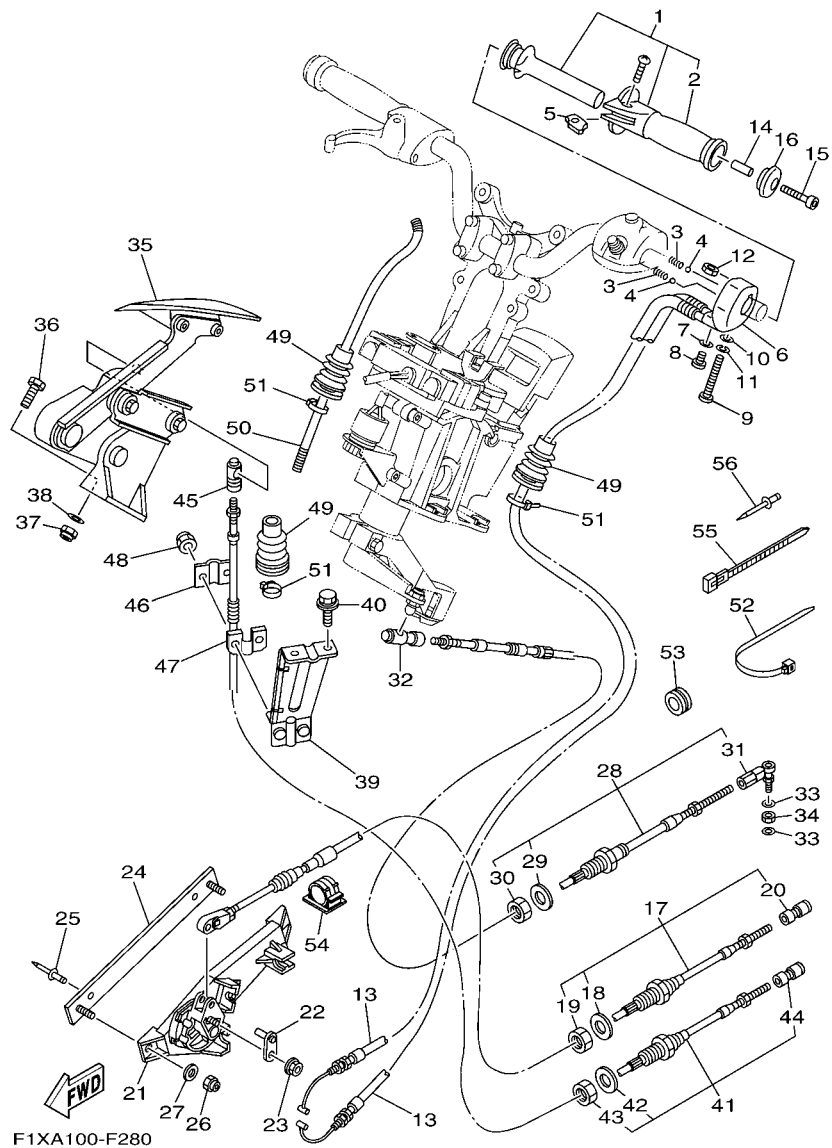


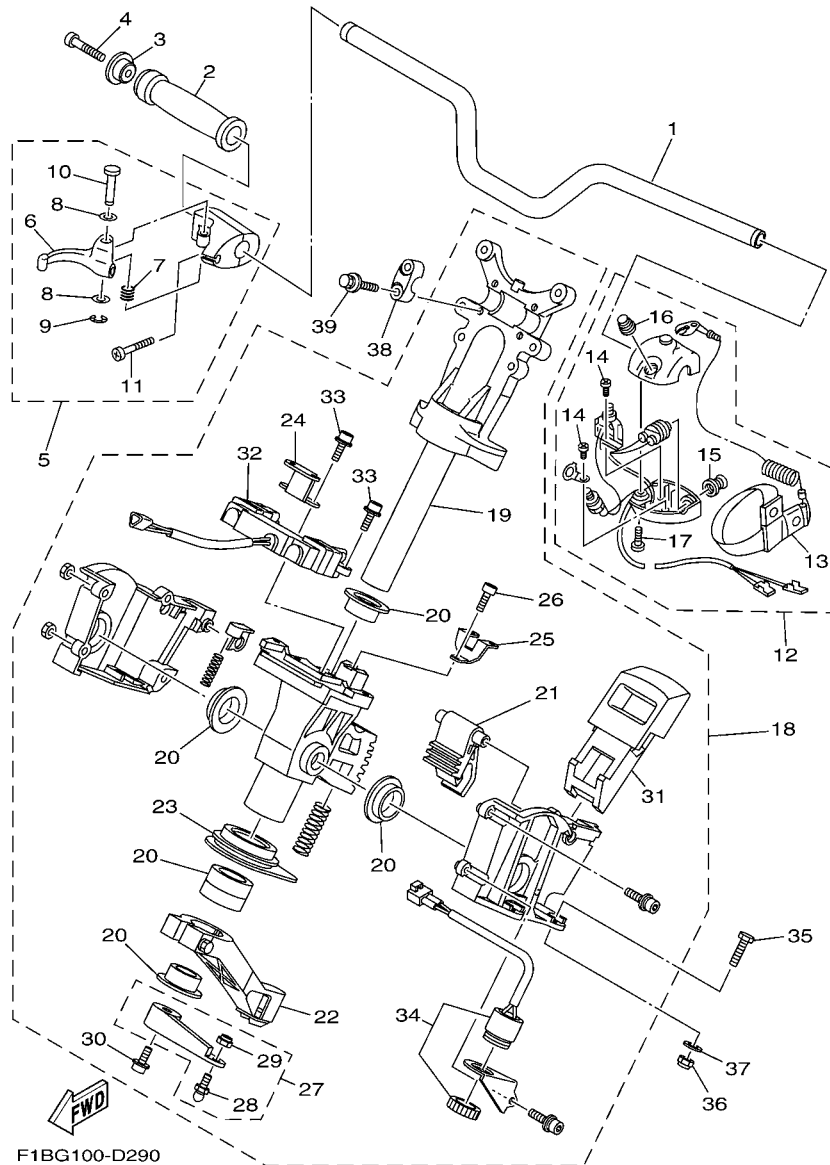
FIG. 28 CONTROL CABLE

REF. NO.	PART NO.	DESCRIPTION	USA	CAN	GENE	JPN	REMARKS
28	F1S-61481-00	CABLE, STEERING	1	1	1	1	
29	F1B-61438-00	.PACKING	1	1	1	1	
30	F1B-6151S-00	.NUT	1	1	1	1	
31	F1B-61461-02	.STUD, JOINT BALL	1	1	1	1	
32	GK5-U146F-00	SHAFT,JOINT BALL	1	1	1	1	
33	90201-06906	WASHER, PLATE	2	2	2	2	
34	9538R-06700	NUT	1	1	1	1	
35	F1X-6134A-03	REMOCON. LEVER ASSY.	1	1	1	1	
36	97080-06030	BOLT	3	3	3	3	
37	9572R-06300	NUT, NYLON	3	3	3	3	
38	90201-06802	WASHER, PLATE	3	3	3	3	
39	F1X-61467-01	BRACKET,STOPPER CABLE	1	1	1	1	
40	90119-08826	BOLT, WITH WASHER	1	1	1	1	
41	F1B-6149C-02	CABLE,REVERSE	1	1	1	1	
42	F1B-61438-00	.PACKING	1	1	1	1	
43	F1B-6151S-00	.NUT	1	1	1	1	
44	F1B-61460-00	.BALL JOINT ASSY	1	1	1	1	
45	F1B-61460-00	BALL JOINT ASSY	1	1	1	1	
46	GH1-61468-01	STOPPER, CABLE	1	1	1	1	
47	GU5-6146K-10	HOLDER, STOPPER	1	1	1	1	
48	9572R-06300	NUT, NYLON	2	2	2	2	
49	F0D-6822E-00	GROMMET	3	3	3	3	
50	F0D-6773E-00	TUBE,2	1	1	1	1	
51	90601-200U1	BAND	3	3	3	3	
52	90464-32801	CLAMP	1	1	1	1	
53	90480-279U1	GROMMET	2	2	2	2	
54	90600-917U4	CLAMP COMP.	1	1	1	1	

FIG. 28 CONTROL CABLE



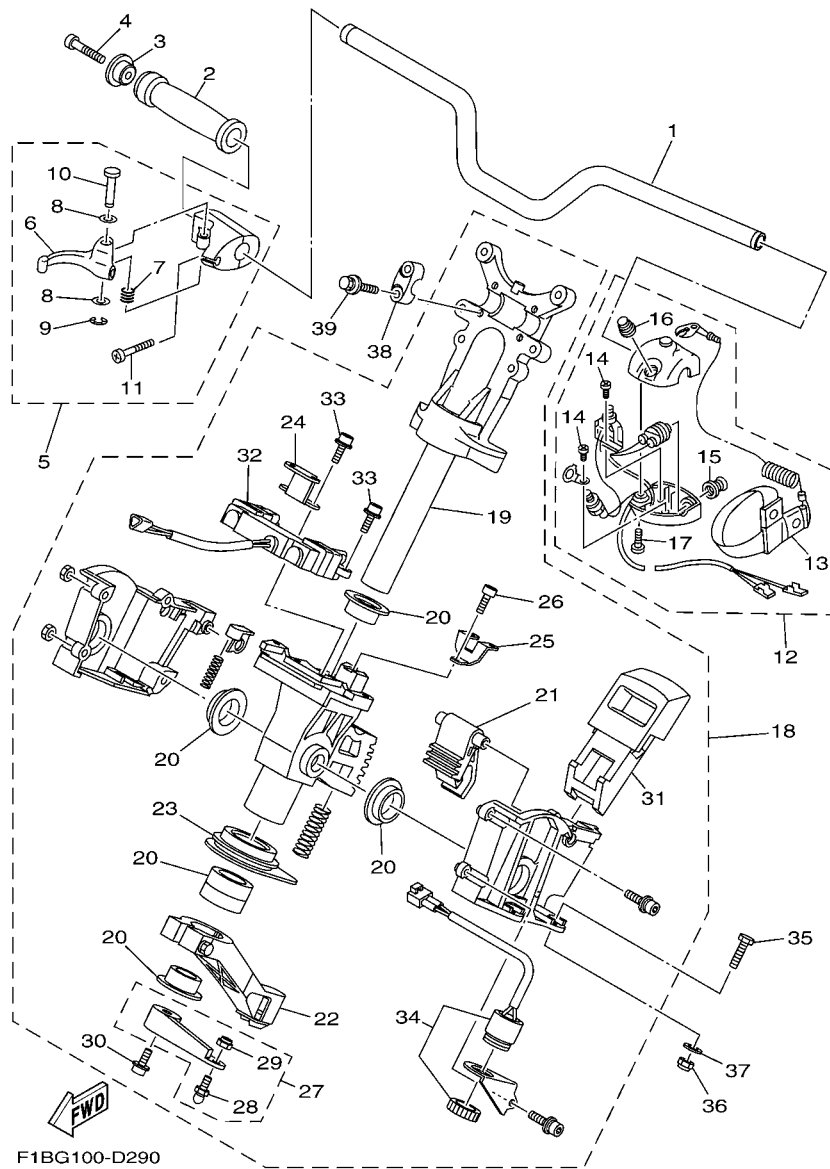
REF. NO.	PART NO.	DESCRIPTION	USA	CAN	GENE	JPN	REMARKS
55	90464-32801	CLAMP	1	1	1	1	
56	90267-48802	RIVET, BLIND	1	1	1	1	



F1BG100-D290

FIG. 29 STEERING 1

REF. NO.	PART NO.	DESCRIPTION	USA	CAN	GENE	JPN	REMARKS
1	F1S-61552-00	HANDLE	1	1	1	1	
2	GP7-U155D-00	GRIP, HANDLE	1	1	1	1	
3	F1S-U155F-00	GRIP, END	1	1	1	1	
4	90110-05908	BOLT, HEXAGON SOCKET HEAD	1	1	1	1	
5	F0D-67250-03	THROTTLE LEVER ASSY	1	1	1	1	
6	F0D-67255-01	.LEVER, THROTTLE	1	1	1	1	
7	EW2-67256-00	.SPRING	1	1	1	1	
8	EW2-67258-01	.WASHER	2	2	2	2	
9	EW2-67259-01	.E-RING	1	1	1	1	
10	F0D-67257-00	.SHAFT	1	1	1	1	
11	98580-05025	.SCREW, PAN HEAD	2	2	2	2	
12	F1S-68310-01	SWITCH BOX ASSY	1	1	1	1	
13	EW2-68348-00	.LANYARD, STOP SWITCH	1	1	1	1	
14	97880-03008	.SCREW, PAN HEAD	2	2	2	2	
15	FK7-68312-02	.STOP BUTTON COMP	1	1	1	1	
16	FK7-68313-02	.START BUTTON COMP.	1	1	1	1	
17	97880-05025	.SCREW, PAN HEAD	2	2	2	2	
18	F1S-61400-14	STEERING MASTER ASSY	1	1	1	1	
19	F1S-67410-10	.SHAFT ASSY	1	1	1	1	
20	F1S-6773D-00	.TUBE & BUSHING SET	1	1	1	1	
21	F1S-61782-00	.LOCK 1	1	1	1	1	
22	F1S-6146A-00	.CABLE STOPPER ASSY.	1	1	1	1	
23	F1S-6143C-00	.SEAL, RUBBER	1	1	1	1	
24	F1S-65938-00	.STAY 1	1	1	1	1	
25	F1S-65939-00	.STAY 2	1	1	1	1	
26	F1B-613C1-00	.SCREW, OVAL HEAD	1	1	1	1	
27	F1S-6153R-00	.ARM ASSY.	1	1	1	1	

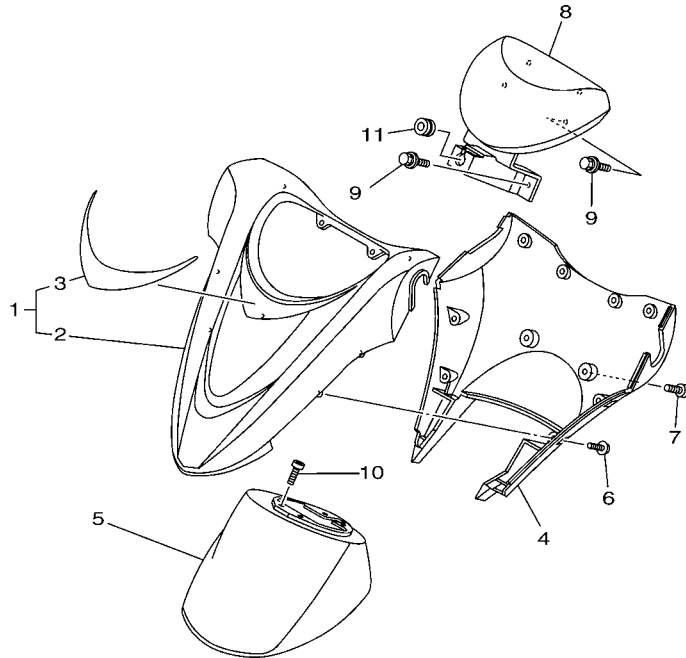


F1BG100-D290

FIG. 29 STEERING 1

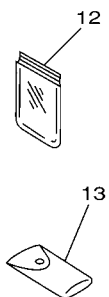
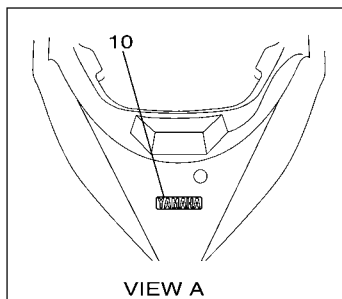
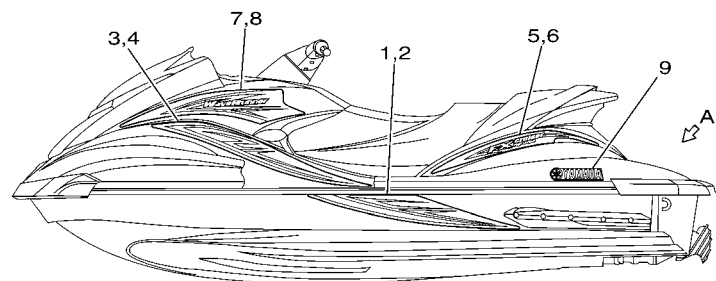
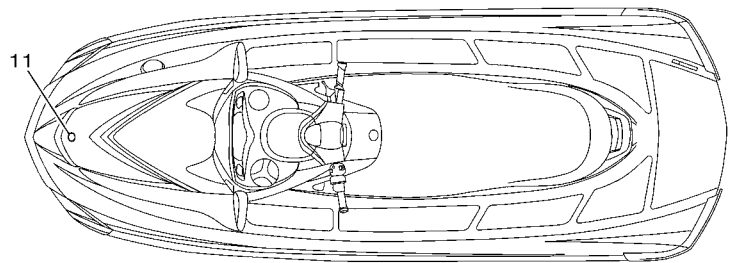
REF. NO.	PART NO.	DESCRIPTION	USA	CAN	GENE	JPN	REMARKS
28	EU0-61461-02	..STUD, JOINT BALL	1	1	1	1	
29	95720-06300	..NUT, SELF-LOCKING	1	1	1	1	
30	F1S-61355-00	.BOLT	1	1	1	1	
31	F1B-6151M-03	.LEVER ASSY	1	1	1	1	
32	F1B-68303-10	.SENSOR ASSY	1	1	1	1	
33	F1S-61355-00	.BOLT	4	4	4	4	
34	F1S-68341-00	.BUZZER	1	1	1	1	
35	97080-08035	BOLT	4	4	4	4	
36	9572R-08300	NUT, FLANGE	4	4	4	4	
37	90201-099U3	WASHER, PLATE	4	4	4	4	
38	EU0-23814-30	HOLDER, HANDLE UPPER	2	2	2	2	
39	90119-089UU	BOLT, WITH WASHER	4	4	4	4	

FIG. 30 STEERING 2



REF. NO.	PART NO.	DESCRIPTION	USA	CAN	GENE	JPN	REMARKS
1	F1S-U142A-00	STEERING PAD COMP	1	1	1	1	
2	F1S-U143D-01	.PAD, STEERING 1	1	1	1	1	
3	F1B-U4124-01	.EMBLEM, 4	1	1	1	1	
4	F1S-U143E-00	PAD, STEERING 2	1	1	1	1	
5	F1S-U143L-02	PAD, STEERING 3	1	1	1	1	
6	90149-05903	SCREW	8	8	8	8	
7	90154-06017	SCREW, BINDING	2	2	2	2	
8	F1S-U142G-01	PAD ASSY.	1	1	1	1	
9	90119-069UJ	BOLT, WITH WASHER	4	4	4	4	
10	90154-06010	SCREW, BINDING	4	4	4	4	
11	90480-18802	GROMMET	1	1	1	1	

FWD
F1XA100-F300

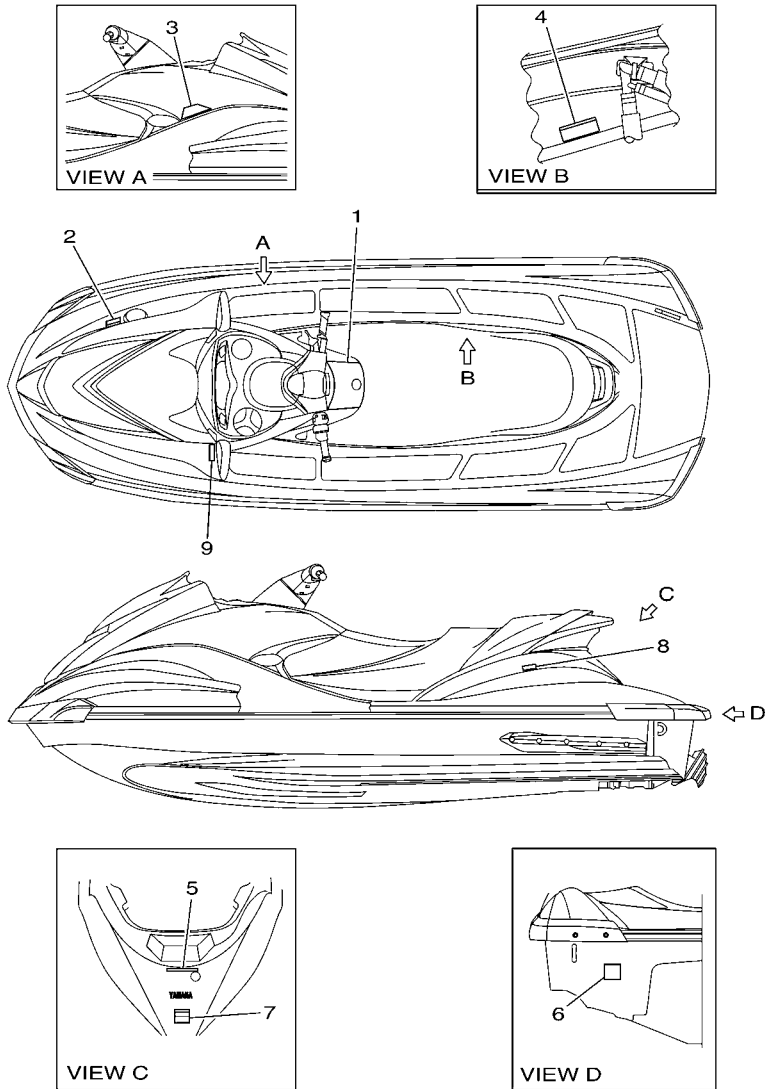


F1XA100-F310

FIG. 31 GRAPHICS

REF. NO.	PART NO.	DESCRIPTION	USA	CAN	GENE	JPN	REMARKS
1	F1X-U417B-50	GRAPHIC 1 (LH)	1	1	1	1	UR FOR DPBMT
	F1X-U417B-60	GRAPHIC 1 (LH)	1	1	1	1	UR FOR LNMP
2	F1X-U417C-50	GRAPHIC 2 (RH)	1	1	1	1	UR FOR DPBMT
	F1X-U417C-60	GRAPHIC 2 (RH)	1	1	1	1	UR FOR LNMP
3	F1X-U417F-50	GRAPHIC 5 (LH)	1	1	1	1	UR FOR DPBMT
	F1X-U417F-60	GRAPHIC 5 (LH)	1	1	1	1	UR FOR LNMP
4	F1X-U417G-50	GRAPHIC 6 (RH)	1	1	1	1	UR FOR DPBMT
	F1X-U417G-60	GRAPHIC 6 (RH)	1	1	1	1	UR FOR LNMP
5	F1X-U417H-50	GRAPHIC 7 (LH)	1	1	1	1	UR FOR DPBMT
	F1X-U417H-60	GRAPHIC 7 (LH)	1	1	1	1	UR FOR LNMP
6	F1X-U417J-50	GRAPHIC 8 (RH)	1	1	1	1	UR FOR DPBMT
	F1X-U417J-60	GRAPHIC 8 (RH)	1	1	1	1	UR FOR LNMP
7	F1X-U417K-50	GRAPHIC 9 (LH)	1	1	1	1	UR FOR DPBMT
	F1X-U417K-60	GRAPHIC 9 (LH)	1	1	1	1	UR FOR LNMP
8	F1X-U417L-50	GRAPHIC B (RH)	1	1	1	1	UR FOR DPBMT
	F1X-U417L-60	GRAPHIC B (RH)	1	1	1	1	UR FOR LNMP
9	F1X-U411C-50	EMBLEM, YAMAHA	2	2	2	2	UR FOR DPBMT
	F1X-U411C-60	EMBLEM, YAMAHA	2	2	2	2	UR FOR LNMP
10	F1X-U4114-50	MARK, YAMAHA A	1	1	1	1	UR FOR DPBMT
	F1X-U4114-60	MARK, YAMAHA A	1	1	1	1	UR FOR LNMP
11	F1K-U411H-00	EMBLEM, TUNING FORK	1	1	1	1	
12	F1B-65986-00	TOOL SET	1	1	1	1	
13	EU0-65901-01	TOOL BAG	1	1	1	1	

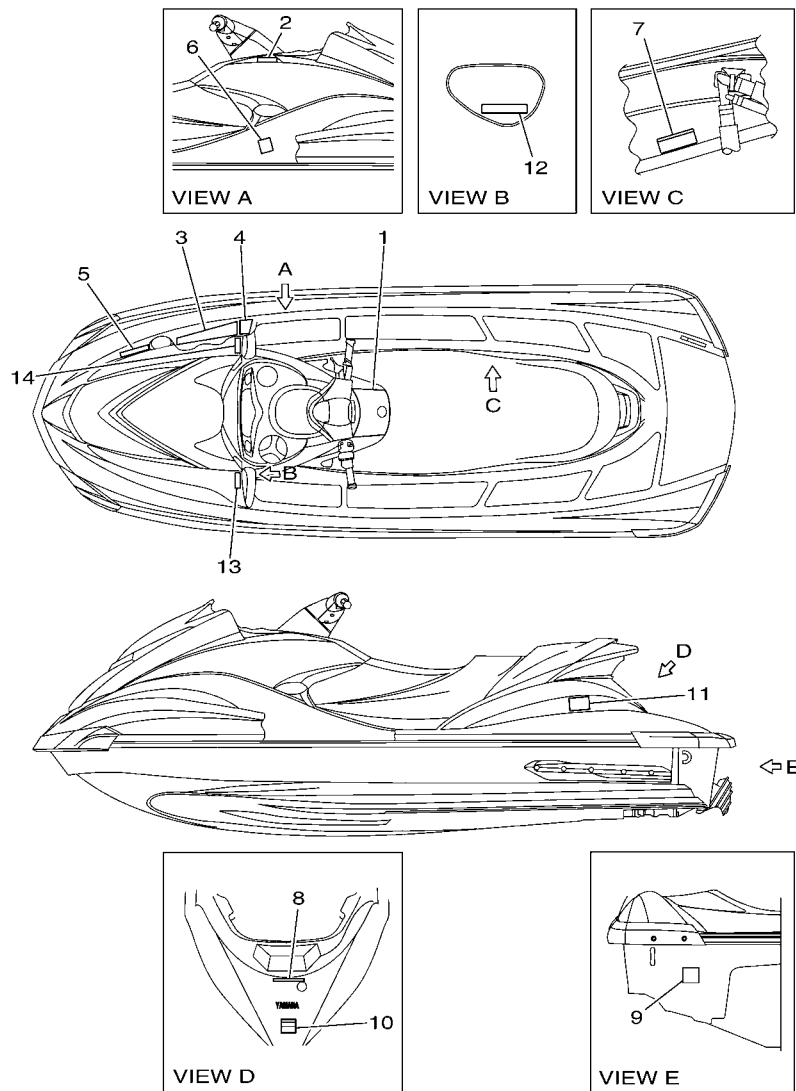
FIG. 32 IMPORTANT LABELS



F1X7100-E320

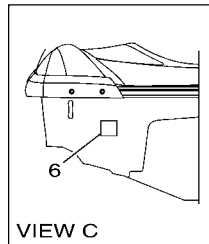
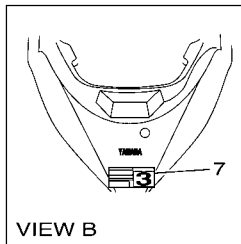

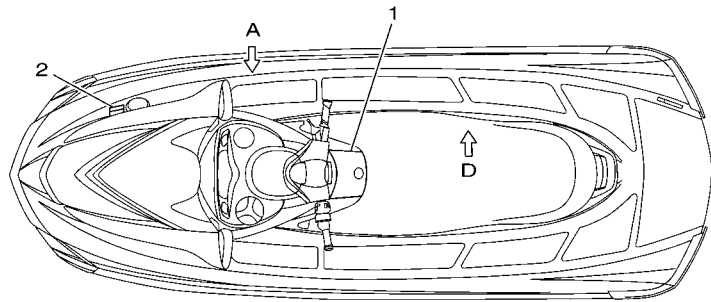
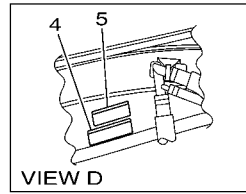
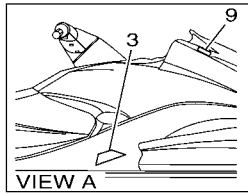
REF. NO.	PART NO.	DESCRIPTION	USA	CAN	GENE	JPN	REMARKS
1	F1X-U41B1-00	LABEL, WARNING JDC 1	1				
2	F1S-U415B-01	LABEL, WARNING(FUEL)	1				
3	F0V-U41D5-21	LABEL, WARNING SHIFT LEVER	1				
4	F0V-U41DB-02	LABEL, WARNING BATTERY	1				
5	F0V-U41F5-01	LABEL, FIRE EXTINGUISHER 1	1				
6	F1G-U418F-00	LABEL, RIGHTING	1				
7	F1S-U41E1-01	LABEL, SET 1	1				
8	F1S-U41G1-01	LABEL, CAPACITY	1				
9	F0X-U41FD-01	LABEL, VISOR	1				

FIG. 33 IMPORTANT LABELS 2



F1XD100-F330

REF. NO.	PART NO.	DESCRIPTION	USA	CAN	GENE	JPN	REMARKS
1	F1X-U41B1-10	LABEL, WARNING JDC 1		1	1		
2	F1B-U41B1-21	LABEL, WARNING JDC 1		1	1		
3	F1B-U41B1-31	LABEL, WARNING JDC 1		1	1		
4	F1B-U41B2-01	LABEL, WARNING JDC 2		1	1		
5	F1S-U415B-11	LABEL, WARNING(FUEL)		1	1		
6	F0V-U41D5-31	LABEL, WARNING SHIFT LEVER		1	1		
7	F0V-U41DB-12	LABEL, WARNING BATTERY		1	1		
8	F1B-U41F5-21	LABEL, FIRE EXTINGUISHER 1		1	1		
9	F1G-U418F-00	LABEL, RIGHTING		1	1		
10	F1S-U41E1-11	LABEL, SET 1		1	1		
11	F1S-U419E-01	LABEL 4		1			
12	GJ1-U419F-21	LABEL,5		2	2		
13	F0X-U41FD-01	LABEL, VISOR		1	1		
14	F0X-U41FD-11	LABEL, VISOR		1	1		



F1XD100-F340

FIG. 34 IMPORTANT LABELS 3

REF. NO.	PART NO.	DESCRIPTION	USA	CAN	GENE	JPN	REMARKS
1	F1X-641B1-20	LABEL, WARNING JDC 1				1	
2	F1S-6415B-20	LABEL, WARNING(FUEL)				1	
3	F0V-641D5-40	LABEL, WARNING SHIFT LEVER				1	
4	F0V-U41DB-02	LABEL, WARNING BATTERY				1	
5	F0V-641DB-20	LABEL, WARNING BATTERY				1	
6	F1G-U418F-00	LABEL, RIGHTING				1	
7	F1S-641E2-20	LABEL, SET 2				1	
8	F1S-U41G1-01	LABEL, CAPACITY				1	
9	F1G-641FD-00	LABEL, VISOR				1	

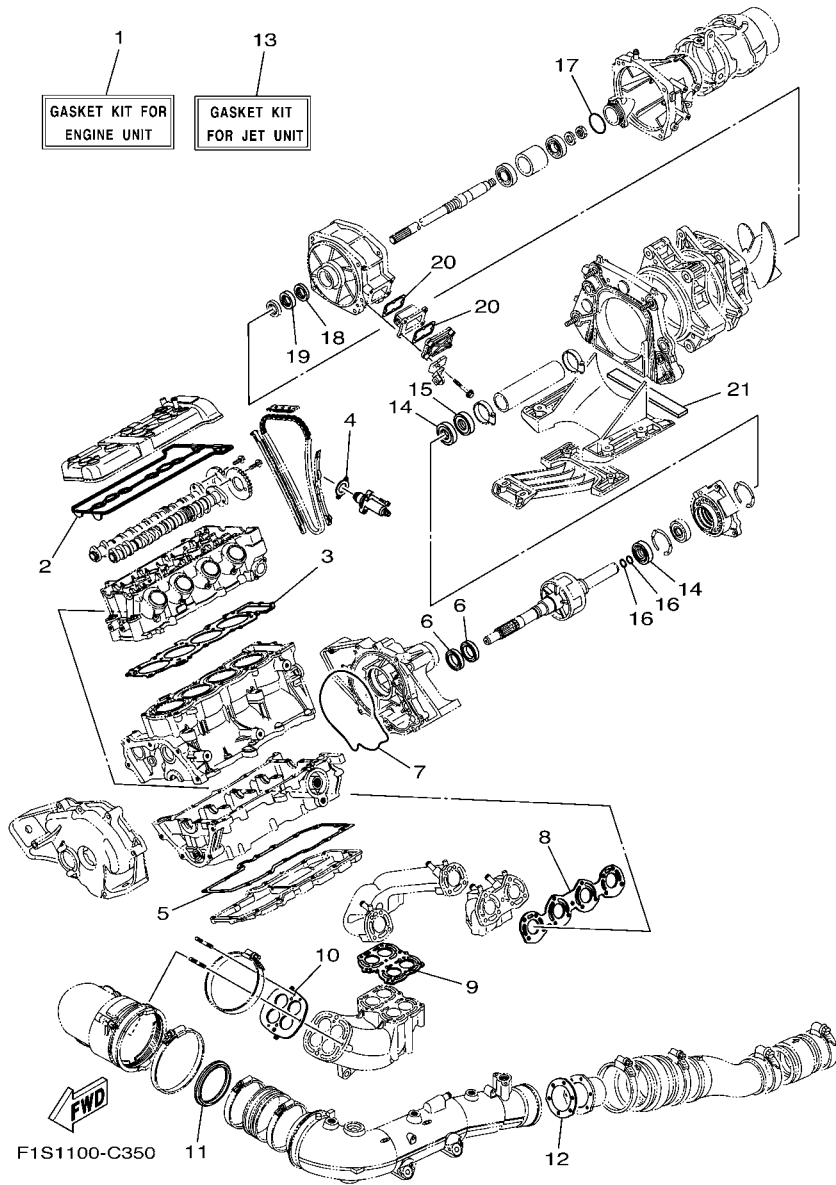


FIG. 35 REPAIR KIT 1

REF. NO.	PART NO.	DESCRIPTION	USA	CAN	GENE	JPN	REMARKS
1	6B6-W0001-01	GASKET KIT FOR ENGINE UNIT	1	1	1	1	
2	60E-11193-01	.GASKET, HEAD COVER 1	1	1	1	1	
3	6B6-11181-00	.GASKET, CYLINDER HEAD 1	1	1	1	1	
4	4FM-12213-00	.GASKET, TENSIONER CASE	1	1	1	1	
5	6B6-13557-01	.GASKET	1	1	1	1	
6	93101-35004	.OIL SEAL	2	2	2	2	
7	6B6-13475-01	.GASKET	1	1	1	1	
8	60E-14613-01	.GASKET, EXHAUST PIPE	1	1	1	1	
9	60E-14739-02	.GASKET, MUFFLER DAMPER 1	1	1	1	1	
10	60E-14749-02	.GASKET, MUFFLER DAMPER 2	1	1	1	1	
11	60E-14642-00	.SEAL, EXHAUST	1	1	1	1	
12	60E-14623-00	.GASKET, EXHAUST PIPE	1	1	1	1	
13	6B6-W0001-20	GASKET KIT FOR JET UNIT	1	1	1	1	
14	93101-25M55	.OIL SEAL	2	2	2	2	
15	93102-25009	.OIL SEAL	1	1	1	1	
16	93210-19MJ4	.O-RING	2	2	2	2	
17	93210-464A3	.O-RING	1	1	1	1	
18	93101-28M65	.OIL SEAL	1	1	1	1	
19	93101-28M66	.OIL SEAL	1	1	1	1	
20	66V-42414-00	.O-RING	2	2	2	2	
21	66V-51367-00	.FELT, PACKING	1	1	1	1	

NUMERICAL INDEX

PART NO.	GRID NO.	PART NO.	GRID NO.	PART NO.	GRID NO.	PART NO.	GRID NO.	PART NO.	GRID NO.	PART NO.	GRID NO.
6B6-11102-00-94	B - 2	4TV-12119-00	B - 8	60E-12469-00	C - 6	6B6-13750-01	B - 12	60E-14784-00-94	C - 5	66V-51312-01-94	C - 9
6B6-11119-00	C - 2	5LV-12121-00	B - 8	60E-12474-00	B - 3	60E-13761-10	B - 12	60E-14867-00	B - 10	66V-51314-01	C - 13
60E-1111E-00	B - 2	3GM-12126-00	B - 8	6B6-12482-00	B - 3	6B6-13795-00	B - 10	6B6-14869-00	B - 10	6B6-51315-01-94	C - 9
4KG-1111G-00	B - 2	3FV-12153-10	B - 9	60E-12483-10	B - 3	60E-13882-00	C - 3	4BH-14923-00	B - 12	60E-51317-00-94	C - 9
6B6-11125-00	B - 15	3LN-12153-10	B - 9	6B6-12486-00	B - 12	66V-13898-00	B - 10	3KW-14932-00	B - 12	6B6-51318-00-94	C - 10
60E-11126-01	B - 15	1HX-12168-00	B - 8	6B6-12487-00	B - 12	60E-13907-01	D - 5	3L5-14962-00	B - 12	60E-51323-00	C - 12
3TJ-11133-10	B - 2	1HX-12168-20	B - 8	60E-12494-00	B - 3	4BH-14134-00	B - 12	5FL-14987-10	B - 12	6B6-51326-10	C - 10
1WG-11133-11	B - 2	1HX-12168-40	B - 8	60E-12495-00	B - 3	3H1-14147-00	B - 12	6B6-15100-00-8P	B - 4	63M-51334-00	C - 10
6B6-11145-00	C - 2	1HX-12168-60	B - 8	6B6-12499-00	C - 7	60E-14147-00	B - 12	60E-15362-00	C - 2	60E-51341-00-94	C - 3
60E-11164-00	B - 14	1HX-12168-80	B - 8	60E-12537-00	B - 3	60E-14216-00	B - 12	6D3-15515-00	C - 14	66V-51341-00-94	C - 13
6B6-11165-00	C - 2	1HX-12168-A0	B - 8	60E-12552-00	C - 7	6B6-14239-00	B - 10	60E-15517-00	C - 14	6B6-51342-00	C - 10
60E-11166-01	B - 15	1HX-12168-F0	B - 8	6B6-12576-10	C - 6	4N0-14251-00	B - 12	60E-15521-00	C - 14	66V-51367-00	F - 5
6B6-11167-00	C - 3	1HX-12168-H1	B - 8	6B6-12577-10	C - 6	6B6-14291-00	B - 12	4WM-15590-00	C - 14	61L-5169A-00	C - 7
6B6-11181-00	B - 2	1HX-12168-K1	B - 8	60E-12580-00	C - 6	60E-14294-00	B - 11	6B6-17572-00	B - 6	F1B-60210-00	D - 7
	F - 5	1HX-12168-M1	B - 8	60E-12581-00	C - 6	69J-14321-00	B - 12	6B6-17585-00	B - 6	F1X-6134A-03	E - 10
6B6-11191-02-94	B - 2	1HX-12168-R1	B - 9	60E-12582-00	C - 6	5FL-14349-10	B - 12	6B6-17586-00	B - 6	F1S-61355-00	E - 13
60E-11193-01	F - 5	1HX-12168-U1	B - 9	60E-14584-00	C - 6	6B6-14358-00	B - 12	6B6-2339F-00	B - 10	F1B-613C1-00	E - 12
		1HX-12168-W1	B - 9	60E-12594-00	C - 4	5PW-14396-00	B - 12	EU0-23814-30	E - 13	F1S-61400-14	E - 12
69J-11301-00	B - 4	1HX-12168-Y1	B - 9	60E-12880-11	B - 12	6B6-1440A-00	B - 10	60E-24300-01	B - 11	F1B-61438-00	E - 9
6E5-11325-00	C - 2	1HX-12169-11	B - 9	6B6-1310A-00-94	B - 4	6B6-14410-02	B - 10	60E-24329-00	B - 11	F1S-6143C-00	E - 12
67F-11325-01	B - 4	1HX-12169-31	B - 9	6B6-13151-00-94	C - 3	60E-14413-00	B - 10	60E-24364-00	B - 11	F1B-61460-00	E - 9
67F-11328-00	B - 4	1HX-12169-50	B - 9	60E-13161-00	B - 4	60E-14414-00	B - 10	60E-24366-00	B - 11	EU0-61461-02	E - 13
60E-11411-11	B - 6	1HX-12169-70	B - 9	6B6-13300-01	B - 14	6B6-14420-00	B - 10	60E-24474-00	B - 11	F1B-61461-02	E - 10
60E-11416-00	B - 6	1HX-12169-90	B - 9	6B6-13317-00	C - 2	63P-14446-00	B - 12	70R-24489-00	E - 4	F1X-61467-01	E - 10
60E-11416-10	B - 6	1HX-12169-E0	B - 9	6B6-13327-01-94	B - 14	6B6-14446-00	B - 12	70R-24543-00	E - 4	GH1-61468-01	E - 10
60E-11416-20	B - 6	1HX-12169-G0	B - 9	6B6-13360-00	B - 14	60E-14449-00-94	B - 10	6B6-26311-12	B - 10	F1S-6146A-00	E - 12
60E-11416-30	B - 6	1HX-12169-J0	B - 9	6B6-13411-00	B - 14	6B6-14451-01	B - 10	67F-2812A-00	D - 2	GU5-6146K-10	E - 10
60E-11416-40	B - 6	1HX-12169-L0	B - 9	60E-13421-00	C - 2	60E-14457-00	B - 10	66V-42414-00	C - 9	F1S-61481-00	E - 10
6B6-11478-00	B - 6	1HX-12169-N0	B - 9	5GH-13440-00	B - 4	60E-14610-00-94	C - 4		F - 5	F1B-6149C-02	E - 10
6B6-11603-00	B - 6	1HX-12169-T0	B - 9	6D3-13443-00-94	C - 2	60E-14613-01	C - 4	66V-44121-00	C - 13	F1B-6151M-03	E - 13
6B6-11631-00-B0	B - 6	6B6-12171-00	B - 8	60E-13446-00	C - 2		F - 5	66V-44125-00	C - 13	F1B-6151S-00	E - 9
4XV-11633-00	B - 6	6D3-12176-00	B - 8	6B6-13462-00-94	C - 2	60E-14615-00	C - 5	67X-44517-10-94	B - 5	F1S-6153E-00	E - 9
5PW-11650-00	B - 6	5JJ-12181-00	B - 8	60E-13463-10-94	C - 2	60E-14623-00	C - 5	6B6-44532-00-94	B - 5	F1S-6153R-00	E - 12
5JW-11654-00	B - 6	60E-12210-00	B - 9	60E-13473-00	C - 2		F - 5	663-45119-00	C - 7	F1S-61552-00	E - 12
60E-11656-00	B - 6	4FM-12213-00	B - 9	60E-13475-00	C - 2	60E-14625-00	C - 5	66V-45214-00-94	C - 9	F1K-61624-00	D - 11
60E-11656-10	B - 6		F - 5	6B6-13475-01	B - 14	60E-14631-00-94	C - 4	61X-45332-03-94	C - 12	F1K-61628-00	E - 2
60E-11656-20	B - 6	5BE-12241-00	B - 9		F - 5	60E-14642-00	C - 5	61L-45378-00	C - 12	F0X-61637-00	D - 11
60E-11656-30	B - 6	6D3-12251-00	B - 9	60E-13476-10	C - 2		F - 5	68Y-45511-00	C - 9	EU0-61652-00	C - 11
4XV-12111-00	B - 8	4XV-12252-00	B - 9	60E-13477-00	C - 2	60E-14712-02-94	C - 4	65V-45538-00	C - 9		D - 6
4XV-12112-00	B - 8	60E-12411-01	C - 7	6B6-13545-00	B - 12	60E-14721-00-94	C - 5	66E-45813-10-94	B - 6	F0X-61652-00	D - 11
4XV-12113-00	B - 8	60E-12413-10-94	C - 7	6B6-13546-00	B - 13	60E-14739-02	C - 4		C - 12	GP7-61652-00	E - 6
4XV-12114-00	B - 8	60E-12417-10-94	C - 7	6B6-13547-00	B - 13		F - 5	6D3-4581J-00	C - 12	F1S-61782-00	E - 12
1HX-12116-01	B - 8	60E-12435-00	C - 7	6B6-13548-00	B - 13	60E-14749-02	C - 4	66V-46882-00	C - 9	F1X-62127-00	D - 15
1HX-12117-00	B - 8	60E-1243E-00	C - 6	6B6-13557-01	B - 4		F - 5	66V-51129-10	C - 9	EW2-62140-00	E - 4
1WG-12117-00	B - 8	6B6-1243F-00	C - 6		F - 5	6B6-14752-00-94	C - 5	60E-51129-30	C - 9	EW2-62142-00	E - 4
1HX-12118-00	B - 8	60E-12443-00	C - 6	6B6-13563-01	B - 14	6B6-1475E-00	C - 5	68N-5112T-00	D - 11	F1G-62149-00	E - 4
1WG-12118-00	B - 8	6D3-12446-00	C - 7	60E-13567-00	C - 3	6B6-1475F-00	C - 5	60E-51142-00	C - 8	GP7-62159-02	E - 4
4SV-12119-00	B - 8	60E-1244E-00	C - 8	6B6-13660-00	B - 13	60E-14771-00-94	C - 4	60T-51190-00-94	C - 10	GJ3-6215F-00	D - 5

NUMERICAL INDEX

PART NO.	GRID NO.	PART NO.	GRID NO.	PART NO.	GRID NO.	PART NO.	GRID NO.	PART NO.	GRID NO.	PART NO.	GRID NO.
F1B-62241-00	E - 6	F1B-67747-00	E - 4	67F-82151-30	D - 3	F1S-U143L-02	E - 14	F1B-U2664-00	E - 2	F1X-U411C-60	E - 15
EU0-62241-30	C - 10	F1B-6774J-00	E - 5	60E-82153-00	D - 2	66V-U146E-00	C - 13	F1B-U266B-00	D - 9	F1K-U411H-00	E - 15
F1B-6224E-00	E - 6	FJ0-67766-00	E - 5	6B6-82310-00	D - 4	GH3-U146E-00	C - 10	F1K-U266B-00	D - 7	F1B-U4124-01	E - 14
FN8-6269B-00	D - 11	F1B-67767-00	E - 5	6A0-82317-00	B - 14	GK5-U146F-00	E - 10	F1X-U266B-00	D - 9	F1S-U415B-01	F - 2
FOX-62733-00	E - 8	EW2-67821-00	E - 8		D - 2	GP7-U151M-00	E - 9	F1K-U266C-00	D - 6	F1S-U415B-11	F - 3
F1X-62875-00	D - 7	F1X-68090-00	D - 5	68V-82504-00	D - 4	F0D-U152C-10	E - 9	F1B-U266D-00	E - 2	F1X-U417B-50	E - 15
FOX-6375E-00	E - 2	F1X-68090-10	D - 5	60E-82532-00	D - 4	GP7-U152M-00	E - 9	F0X-U266E-01	E - 3	F1X-U417B-60	E - 15
FOX-6378C-00	E - 2	F1X-6820A-01	D - 5	60E-82533-00	D - 2	GP7-U152P-00	E - 9	F1S-U271B-01	E - 3	F1X-U417C-50	E - 15
GU2-6378D-02	E - 2	GA7-68218-00	E - 6	60E-82556-00	D - 5	GP7-U152R-00	E - 9	F1S-U273B-01	C - 11	F1X-U417C-60	E - 15
F1S-6415B-20	F - 4	F1B-6821G-01	D - 5	60E-82560-01	D - 4	F1B-U153D-01	E - 9	F1X-U278A-10	D - 12	F1X-U417F-50	E - 15
F1X-641B1-20	F - 4	F0D-6822E-00	E - 10	60E-82560-A1	D - 4	F0D-U153J-10	E - 9	F1X-U278F-01	D - 12	F1X-U417F-60	E - 15
F0V-641D5-40	F - 4	60E-682E0-00	D - 5	60E-8259E-00	D - 3	GP7-U155C-00	E - 9	F1X-U278G-01	D - 12	F1X-U417G-50	E - 15
F0V-641DB-20	F - 4	F1B-68303-10	E - 13	6B6-8259L-11	D - 3	GP7-U155D-00	E - 12	F1X-U278H-10	D - 12	F1X-U417G-60	E - 15
F1S-641E2-20	F - 4	F1S-68310-01	E - 12	6B6-8259M-00	D - 4	F1S-U155F-00	E - 9	F1X-U278K-00	D - 12	F1X-U417H-50	E - 15
F1G-641FD-00	F - 4	FK7-68312-02	E - 12	6B6-83623-00	D - 2		E - 12	F1X-U278L-00	D - 12	F1X-U417H-60	E - 15
F1B-65148-00	D - 9	FK7-68313-02	E - 12	60E-83627-00	D - 13	GP7-U157A-00	E - 9	F1B-U2873-00	E - 5	F1X-U417J-50	E - 15
F1B-6514U-00	D - 10	F1S-68341-00	E - 13	6B6-83688-00	B - 12	F1B-U1629-00	E - 3	F1S-U350V-00	D - 13	F1X-U417J-60	E - 15
F1B-6515A-01	D - 10	EW2-68348-00	E - 12	682-84385-01	C - 6	F1X-U163A-01	D - 12	F1S-U350W-00	D - 14	F1X-U417K-50	E - 15
F1B-6515D-01	D - 10	68V-81145-01	B - 12	60E-84742-00	D - 2	F1X-U1653-00	E - 2	F1S-U351H-02	D - 14	F1X-U417K-60	E - 15
F1B-6515H-00	D - 10	68V-81147-00	B - 12	6B6-8552A-00	D - 2	F1B-U1653-01	E - 2	F1S-U351J-02	D - 14	F1X-U417L-50	E - 15
F1B-6515J-00	D - 10	60E-81315-00	D - 4	60E-8552E-00	D - 2	F1X-U2103-01	D - 9	F1S-U351K-11	D - 14	F1X-U417L-60	E - 15
F1X-6517C-00	D - 10	60E-81325-10	D - 4	60E-85790-01	D - 4	F1X-U213G-00	D - 15	F1S-U351M-11	D - 14	F1G-U418F-00	F - 2
F1B-6517D-00	D - 10	60E-81328-00	C - 14	60E-85885-10	B - 12	F1X-U2157-00	D - 12	F1S-U351N-11	D - 14		F - 3
FOX-6517F-01	D - 9	66V-8132W-00	D - 2	60E-85896-00	D - 4	F1X-U2187-02	D - 15	F1S-U351P-11	D - 14		F - 4
F1B-6517R-00	D - 7	6B6-81337-00-94	C - 14	6B6-8591A-20	D - 2	F1X-U2188-02	D - 15	F1S-U351R-11	D - 14	F1S-U419E-01	F - 3
F1B-6518E-00	D - 10	60E-81410-01	C - 14	6B6-86261-00	D - 4	F1S-U2280-00	D - 12	F1S-U351S-11	D - 14	GJ1-U419F-21	F - 3
F1B-6518F-00	D - 10	60E-81450-00	C - 14	6B6-86261-10	D - 4	F1X-U2284-00	D - 12	F0D-U352E-10	D - 13	F1X-U41B1-00	F - 2
GA7-65772-00	E - 8	60E-81800-00	C - 15	6B6-86265-00	D - 4	F1S-U2285-00	D - 12	F1S-U3581-11	D - 14	F1X-U41B1-10	F - 3
EU0-65901-01	E - 15	3AJ-81809-00	C - 15	6B6-86265-10	D - 4	F1S-U2501-02	D - 13	F1X-U3635-10	D - 9	F1B-U41B1-21	F - 3
F1S-65938-00	E - 12	6M6-81826-00	C - 15	60E-87179-00	D - 2	F1S-U2501-10	D - 13	F1S-U371A-70	E - 2	F1B-U41B1-31	F - 3
F1S-65939-00	E - 12	6M6-81830-00	C - 15	60E-E243A-00	C - 6	F1B-U2512-00	D - 13	F1S-U371B-70	E - 2	F1B-U41B2-01	F - 3
F1B-65986-00	E - 15	6M6-81840-10	C - 15	67X-E2590-00	C - 8	F1B-U2512-10	D - 13	F1S-U372A-30	E - 2	F0V-U41D5-21	F - 2
F0D-67250-03	E - 12	11H-81844-00	C - 15	67X-E2590-10	C - 8	F1B-U2519-00	D - 13	F1S-U372B-30	E - 2	F0V-U41D5-31	F - 3
F0D-67255-01	E - 12	66V-81844-00	D - 2	60E-G4574-00-94	B - 5	F1B-U2519-10	D - 13	F1B-U3774-00	E - 2	F0V-U41DB-02	F - 2
EW2-67256-00	E - 12	6D3-81845-00	C - 14	60E-G5831-01	C - 9	F1B-U251D-02	D - 13	GH1-U3774-00	E - 3		F - 4
F0D-67257-00	E - 12	1FK-81847-00	C - 15	65A-R1129-00	C - 9	F1B-U251D-10	D - 13	F1X-U377B-10-P0	D - 6	F0V-U41DB-12	F - 3
EW2-67258-01	E - 12	6M6-81850-00	C - 15	60E-R1311-00-94	C - 9	F1B-U251E-02	D - 13	F1X-U377B-30-P0	D - 6	F1S-U41E1-01	F - 2
EW2-67259-01	E - 12	60E-81916-00	D - 2	66V-R1313-01	C - 10	F1B-U251E-10	D - 13	F1X-U377C-10-P0	D - 6	F1S-U41E1-11	F - 3
F1S-67410-10	E - 12	60E-81921-00	D - 2	6B6-R1321-00	C - 10	F1B-U252C-00	D - 13	F1X-U377C-30-P0	D - 6	F0V-U41F5-01	F - 2
F1B-6753B-00	E - 8	6B6-81940-00	D - 3	60E-R1333-00-94	C - 9	F1B-U252C-10	D - 13	F1X-U377F-00	D - 7	F1B-U41F5-21	F - 3
GH7-6753B-00	E - 6	60E-81950-00	D - 3	66V-R1348-10	C - 10	F1B-U252D-01	D - 13	F1X-U377G-00	D - 7	F0X-U41FD-01	F - 2
F1B-67557-00	C - 11	6D3-81960-00	D - 2	66V-R1367-00	C - 9	F1B-U252D-10	D - 13	F1X-U377H-01	D - 6		F - 3
F1B-67564-00	E - 8	EU0-82110-09	D - 5	60E-R1381-01	C - 12	F1S-U252E-01	D - 13	F1X-U377J-01	D - 6	F0X-U41FD-11	F - 3
F1S-67620-00	E - 6	6D3-82116-00	D - 3	F1S-U142A-00	E - 14	F1S-U252E-10	D - 13	F1X-U3844-01	D - 6	F1S-U41G1-01	F - 2
FN8-6771K-00	E - 4	60E-82117-10	D - 3	F1S-U142G-01	E - 14	F1S-U252F-01	D - 13	F1B-U3850-01	E - 2		F - 4
F1S-6773D-00	E - 12	60E-82117-20	D - 3	GH1-U143B-00	E - 9	F1S-U252F-10	D - 13	F1X-U4114-50	E - 15	F0X-U4261-13	E - 8
F0D-6773E-00	E - 10	66V-82119-00	D - 3	F1S-U143D-01	E - 14	F1B-U2624-00	E - 3	F1X-U4114-60	E - 15	F1B-U4742-01	E - 3
F1B-67743-02	E - 5	67F-82151-00	D - 3	F1S-U143E-00	E - 14	F1B-U2663-00	D - 9	F1X-U411C-50	E - 15	F1S-U475F-00	D - 9

NUMERICAL INDEX

PART NO.	GRID NO.	PART NO.	GRID NO.	PART NO.	GRID NO.	PART NO.	GRID NO.	PART NO.	GRID NO.	PART NO.	GRID NO.
GP7-U4953-10	E - 2	F1B-U758D-02	E - 8	6B6-W0001-01	F - 5	90119-06859	C - 9	90149-06013	C - 14	90267-489U6	D - 12
F0X-U4958-00	E - 9	F1B-U759B-00	E - 5	6B6-W0001-20	F - 5	90119-06880	D - 6	90149-069UA	C - 12		E - 4
F1B-U5115-00	D - 6	F1B-U759C-00	E - 5	6B6-W009A-00-94	B - 2	90119-069UB	C - 11	90150-05807	C - 10		E - 6
F0X-U515E-01	D - 9	F1B-U761D-02	D - 11	6B6-W009B-00-8P	B - 4		C - 13	90154-06010	E - 14		E - 9
F1X-U515N-01	D - 9	F1B-U7626-00	E - 6	90101-06806	C - 13	90119-069UD	C - 12	90154-06017	E - 14	90267-489U8	D - 11
F1X-U515N-10	D - 9	F1B-U7628-00	E - 6	90101-06917	B - 5		C - 13	90159-05006	B - 10	90267-489U9	D - 4
F1X-U517B-10-P0	D - 9	F1B-U7629-00	E - 6	90101-069U0	E - 2	90119-069UH	D - 9	90159-06008	D - 3		E - 9
F1X-U517B-30-P0	D - 9	F1B-U7656-00	E - 6	90105-06026	B - 2	90119-069UJ	E - 14	90160-05003	B - 10	90267-489UE	E - 5
F1X-U517E-01	D - 6	F1B-U7698-01	E - 6	90105-06033	B - 4	90119-069UK	C - 11	90169-049U1	E - 4	90267-489UP	D - 8
F1X-U517H-00	D - 7	F1B-U7711-01	E - 4	90105-06035	C - 7		D - 10	90169-059U1	D - 13		D - 9
F1X-U517V-00	D - 9	F1B-U7773-00	E - 4	90105-06036	C - 2	90119-069UP	E - 2	90176-10001	B - 2		E - 3
F1X-U517W-01	D - 9	GP7-U7831-11	E - 4	90105-06054	C - 7	90119-069US	D - 5		C - 3		E - 6
F1X-U517X-01	D - 9	GP7-U7832-01	E - 4	90105-060M7	B - 4	90119-06M65	B - 15		C - 14	90267-489US	D - 13
F1X-U519D-01	D - 7	GP7-U7833-10	E - 4		C - 2	90119-08029	C - 4	90179-05800	D - 9	90267-489UT	D - 13
F1X-U5372-00	D - 6	GP7-U7834-00	E - 4	90105-06M17	B - 4	90119-08031	C - 4	90179-08327	B - 6	90269-08801	D - 9
F1X-U550A-00	D - 6	GP7-U7835-00	E - 4	90105-07004	B - 8	90119-08032	B - 10	90179-10006	B - 2	90280-03047	C - 14
EW2-U5912-01	E - 3	GP7-U783F-00	E - 5	90105-08860	D - 12	90119-08034	B - 14	90179-10414	B - 2	90340-27001	B - 2
EW2-U5913-01	E - 3	F1B-U7844-01	E - 5	90105-093A5	B - 4		C - 4	90179-10M35	C - 4	90381-05041	D - 9
F1X-U591A-02	D - 8	F0D-U7856-10	E - 5	90105-105A6	C - 14	90119-08036	C - 4	90183-06902	D - 9	90387-05800	E - 9
F1X-U591C-01	D - 8	F0D-U785G-10	D - 5	90109-06051	B - 4	90119-08043	B - 14	90201-06802	E - 10	90387-06080	C - 11
F1X-U591D-02	D - 8		E - 5	90109-06053	B - 10		C - 4	90201-068M4	C - 10	90387-06083	C - 7
F1X-U596B-10	D - 7	GP7-U785H-00	E - 5	90109-066F0	B - 2	90119-08045	B - 14	90201-068T1	C - 13	90387-06119	B - 14
F1X-U596C-10	D - 8	F1K-U8169-00	D - 12	90109-06847	B - 5	90119-08050	B - 10	90201-06906	E - 10		D - 2
F1X-U596H-10-P0	D - 7	GP7-U8211-00	D - 5	90109-08041	C - 11	90119-08073	B - 14	90201-06M05	D - 2	90387-06867	D - 14
F1X-U596H-20-P0	D - 7	EU0-U821D-00	D - 5	90109-08879	C - 13	90119-08823	B - 5	90201-088T2	C - 13	90387-06M05	C - 2
F1X-U596J-10-P0	D - 8	F1S-U8221-00	D - 5	90110-05908	E - 9		C - 11	90201-096J9	B - 4		D - 4
F1X-U596J-20-P0	D - 7		E - 8		E - 12	90119-08826	E - 10	90201-099U3	B - 5	90387-06M60	C - 12
F1X-U596K-10-P0	D - 7	EU0-U8221-30	D - 5	90110-06040	D - 12	90119-08835	B - 5		E - 2	90387-06M74	C - 13
F1X-U596K-20-P0	D - 7	F1X-U822E-00	D - 5	90110-06822	C - 10	90119-08844	D - 12		E - 13	90387-06M84	C - 13
F1X-U596L-10-P0	D - 7	F1X-U8262-10-P0	D - 6	90110-08020	B - 10	90119-08942	E - 3	90201-10013	B - 2	90387-07008	D - 10
F1X-U596L-20-P0	D - 7	F1X-U8262-20-P1	D - 6	90110-08039	B - 14	90119-089U7	E - 5	90201-10019	B - 2	90387-08M06	C - 10
F0X-U5983-01	E - 3	F1S-U826C-00	D - 4	90110-08040	B - 14	90119-089UE	C - 10	90201-103U7	C - 14	90387-08M30	C - 13
F1S-U7228-00	D - 9	F1X-U826C-00	D - 12	90110-08212	C - 14	90119-089UF	C - 13	90201-109U6	E - 3	90387-10M09	C - 13
GD0-U7249-00-05	C - 12	F1X-U826D-00	D - 12	90111-05017	D - 9	90119-089UL	C - 12	90201-278T0	C - 12	90387-11002	C - 5
F1S-U725E-00	C - 11	F1X-U828E-01	D - 6	90111-06805	D - 12	90119-089UT	D - 2	90209-25008	B - 6	90401-20145	B - 4
EU0-U7354-00-01	B - 5	F1S-U828H-01	D - 11	90116-10016	C - 3	90119-089UU	E - 13	90267-329UR	E - 5	90430-06014	B - 2
EU0-U7354-00-03	B - 5	F1B-U8360-01	E - 6		C - 4	90119-08M62	C - 4	90267-48020	D - 10	90430-06M03	B - 4
EU0-U7354-00-05	B - 5	F1G-U8571-00	C - 11	90116-10017	C - 5	90119-10011	C - 5	90267-48802	C - 8	90430-08119	B - 14
EU0-U7354-00-10	B - 5	F1B-U8572-00	C - 11	90116-10018	C - 5	90119-10013	C - 4		C - 11	90430-09002	B - 12
EU0-U7354-00-20	B - 5	F1K-U8577-00	C - 11	90116-10024	C - 14	90119-10016	C - 14		D - 11	90430-12002	C - 11
F1B-U751G-00	E - 8	F0D-U883B-01	C - 12	90116-10619	B - 4	90119-10017	C - 5		E - 4	90430-16910	E - 6
F1S-U7525-01	E - 6	F1B-U883E-00	C - 12	90119-05803	D - 6	90119-10020	C - 2		E - 11	90445-09M33	C - 7
F1X-U7550-00	E - 8	F1S-U883N-01	D - 12	90119-06023	C - 2	90119-10803	C - 9	90267-48806	D - 15	90445-14804	C - 10
F1B-U7555-02	E - 8	F1S-U883P-01	D - 12	90119-06078	B - 10	90119-10837	C - 10	90267-48819	D - 14	90445-14M06	C - 4
GJ1-U7578-11	D - 5	F1X-U883T-00	D - 12	90119-06800	C - 9	90119-10M02	C - 3	90267-489U1	D - 6	90445-16M09	C - 10
F1S-U757B-00	E - 8	F1X-U8952-01	E - 2	90119-06827	C - 11	90149-05903	D - 6		E - 8	90445-18003	C - 6
F1S-U757E-02	C - 11	F1X-U8K22-01	D - 11	90119-06832	D - 5		D - 9	90267-489U2	E - 4	90445-20002	C - 4
F1S-U757F-02	C - 11	F1X-U8K31-02	C - 10	90119-06837	D - 10		E - 14	90267-489U6	C - 11	90445-20800	D - 11

NUMERICAL INDEX

PART NO.	GRID NO.	PART NO.	GRID NO.	PART NO.	GRID NO.	PART NO.	GRID NO.	PART NO.	GRID NO.	PART NO.	GRID NO.
90445-20804	D - 11	90465-13M11	D - 4	90601-200U1	E - 10	93102-25009	C - 12	9572R-06300	E - 2		
90445-21004	C - 8	90465-13M24	C - 6	90601-200U7	D - 15		F - 5		E - 4		
90445-21804	C - 6	90465-13M97	D - 2	90605-502U1	D - 9	93210-06667	B - 4		E - 8		
90445-25003	C - 7	90465-14M66	C - 8	90605-502U2	D - 6	93210-08001	B - 4		E - 9		
90445-26002	C - 7	90467-089U1	D - 5	90699-50004	E - 5	93210-18322	C - 2	9572R-08300	E - 2		
90446-20M65	C - 4	90467-090A4	B - 11	91317-05010	C - 14	93210-18417	B - 3		E - 13		
90446-24M79	C - 6	90467-110A1	B - 15	91317-05014	C - 2	93210-19001	C - 12	9572R-10300	C - 11		
90446-27M55	C - 8	90467-120A0	C - 4	91317-05035	C - 2	93210-19MJ4	F - 5		E - 2		
	D - 11		C - 7	91317-06014	C - 2	93210-464A3	C - 10	95814-06016	D - 4		
90446-27M73	D - 11	90467-130A0	C - 4		C - 14		F - 5	95817-08012	B - 14		
90447-19005	B - 15	90467-140A1	E - 6	91317-06016	B - 3	93212-04001	C - 14	97013-06012	C - 3		
90447-22001	C - 6	90467-150A0	C - 6		B - 14	93306-07801	B - 6	97013-06016	B - 10		
90447-22002	C - 4	90467-160A0	C - 6	91380-04008	B - 11	93306-205U0	C - 9	97080-06030	E - 10		
	C - 7	90467-170A0	B - 15	91380-06012	B - 2	93306-205U6	C - 12	97080-08035	E - 13		
90447-22003	C - 6		C - 3	91380-06016	D - 4	93306-30441	B - 14	97513-05514	C - 14		
90447-28002	C - 7		C - 6	91380-06020	C - 3	93306-304U1	C - 9	97513-06516	B - 11		
90447-28004	E - 6	90467-18804	D - 11	91380-06025	B - 9	93306-30610	B - 6	97513-06520	B - 4		
90447-28005	C - 7	90467-200A0	C - 4	91808-16023	B - 2	93430-47M04	C - 12	97513-06525	B - 14		
90450-17M17	B - 11		C - 6	92903-06600	B - 10	93440-07149	B - 2	97513-06535	B - 14		
90450-57002	B - 10		D - 11		C - 3	93440-10153	B - 2	97513-06555	B - 2		
90450-99801	E - 8	90467-210A0	C - 7	92990-04600	E - 9	93440-28062	B - 7		B - 14		
90450-99M06	C - 5		E - 6	92990-06100	C - 15	93603-12221	B - 14	97513-08520	B - 2		
90450-99M16	C - 5	90467-21800	D - 11	92990-06600	E - 9	93603-14M15	B - 4	97513-08530	C - 15		
90450-99M18	C - 5	90467-240A0	C - 7	92990-10600	D - 4	93606-12019	C - 4	97580-06516	C - 3		
90460-90M11	C - 5	90467-240A1	C - 7	92990-12200	C - 11		C - 9	97595-06416	D - 4		
90464-17800	E - 4	90467-250A0	E - 6		D - 11		C - 12	97595-06520	C - 2		
90464-20005	B - 2	90468-12069	B - 6		E - 2	93606-25M00	B - 14	97595-08540	B - 4		
	B - 11	90480-01012	D - 2	92995-06600	C - 3	93607-54002	B - 9	97780-60430	D - 2		
90464-32801	C - 11	90480-06M46	C - 3	9299R-05200	D - 11	93608-16M16	B - 14	97780-60516	D - 2		
	D - 5	90480-10006	D - 10	9299R-06100	E - 9		C - 4	97780-60520	D - 3		
	D - 11	90480-18802	E - 14	9299R-06200	D - 6		C - 14	97780-60530	D - 2		
	E - 4	90480-19800	D - 6		D - 10	94591-49130	B - 9	97880-03008	E - 12		
	E - 6	90480-21M63	C - 5		D - 13	94702-00409	D - 4	97880-05025	E - 12		
	E - 10	90480-279U1	E - 10		E - 5	94709-00409	D - 4	97880-06065	E - 9		
90464-44001	D - 10	90508-14M43	C - 13		E - 8	95023-06012	B - 2	9788R-05025	D - 11		
90464-50002	D - 3	90600-917U4	C - 10		E - 9	95023-06016	C - 5	97980-05210	C - 8		
90464-99003	D - 2		D - 11	9299R-08200	E - 2	95027-06010	B - 4	98580-05025	E - 12		
90464-99801	C - 11		E - 4	9299R-08600	C - 13	9531P-16700	C - 9	98680-05520	D - 2		
90464-99804	E - 4		E - 6	9299R-10200	E - 3	95380-06700	C - 15	98780-04015	C - 2		
90465-11829	C - 10		E - 10	9299R-16600	C - 9	9538R-06600	C - 13	98980-04010	E - 9		
	C - 12	90601-118UF	C - 10	93101-25M55	C - 12	9538R-06700	C - 10	99009-52500	B - 14		
	D - 5		D - 11		F - 5		E - 10	99009-72500	B - 6		
	E - 5		E - 8	93101-28002	C - 9	9538R-08600	C - 13	99080-06600	D - 10		
90465-11M10	C - 7	90601-152U3	C - 12	93101-28M65	F - 5	95720-06300	E - 13	99530-08012	B - 4		
	E - 5	90601-155U4	E - 5	93101-28M66	C - 9	9572R-05300	D - 11	99530-10014	B - 4		
90465-12M53	B - 10	90601-162U5	E - 4		F - 5	9572R-06300	D - 6	99590-14016	C - 9		
	C - 2	90601-195UD	E - 8	93101-35004	B - 6		D - 10	99780-12600	D - 11		
	D - 4	90601-200U1	D - 11		F - 5		D - 13				

