


YAMAHA



PARTS CATALOGUE

WB700T

(GA7A, GA7B, GA7C)

YAMAHA
GENUINE
Parts & Accessories

15GA7-100E1

FOREWORD

This Parts Catalogue is related to the parts for the model(s) in the below frame. When you are ordering replacement parts, please refer to this Parts Catalogue and quote both part numbers and part names correctly.

WB700T (GA7A , GA7B , GA7C)

1. Modifications or additions which have been made after issue of the Parts Catalogue will be announced in the Yamaha Parts News.
It is advisable that you make necessary corrections to the Parts Catalogue according to the Yamaha Parts News.

2. Abbreviations

The following abbreviations are used in this Parts Catalogue.

- "UR" Use specified parts number.
- "UN" Use as many as needed.
- "AP" Alternate Parts
- "LM" Local Made (Parts need to be ordered locally)
- "F#" Frame No. (Applicable machine No.)

3. Parts, which are to be supplied in an assembly, are listed with a dot (.) in front of the part name as shown below.

The numeral appearing to the right of each component part indicates the quantity of parts for each assembly unit.


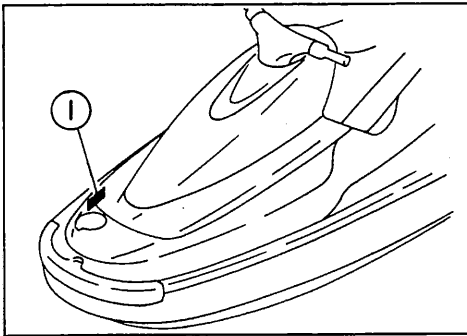
EXAMPLE

PART NO.	DESCRIPTION	Q'TY	REMARKS
EU0-62280-00	DRAIN PLUG ASSY	2	
EU0-62282-00	. PLUG, DRAIN	1	

FOREWORD

4. Applicable Serial No. and Color Code

① Hull Serial No.	GA7-940001 ~
② Engine Serial No.	62E-011113 ~



Color Code	Color Name	Abbreviation
4D	DARK BLUISH GRAY METALLIC 2	DBNM2

5. Note that the illustrations are for reference in finding parts numbers, not to be used for assembling. When assembling, please use the applicable service manual.

6. A part with "YMUS" in the remarks column can be obtained from YMUS(USA) and not from YAMAHA MOTOR CO.,LTD (JAPAN).

EXAMPLE

PART NO.	DESCRIPTION	QTY	REMARKS
EW2-U5160-00	ENGINE HATCH COMP.	1	YMUS
90601-168U7	BAND, HOSE	1	YMUS

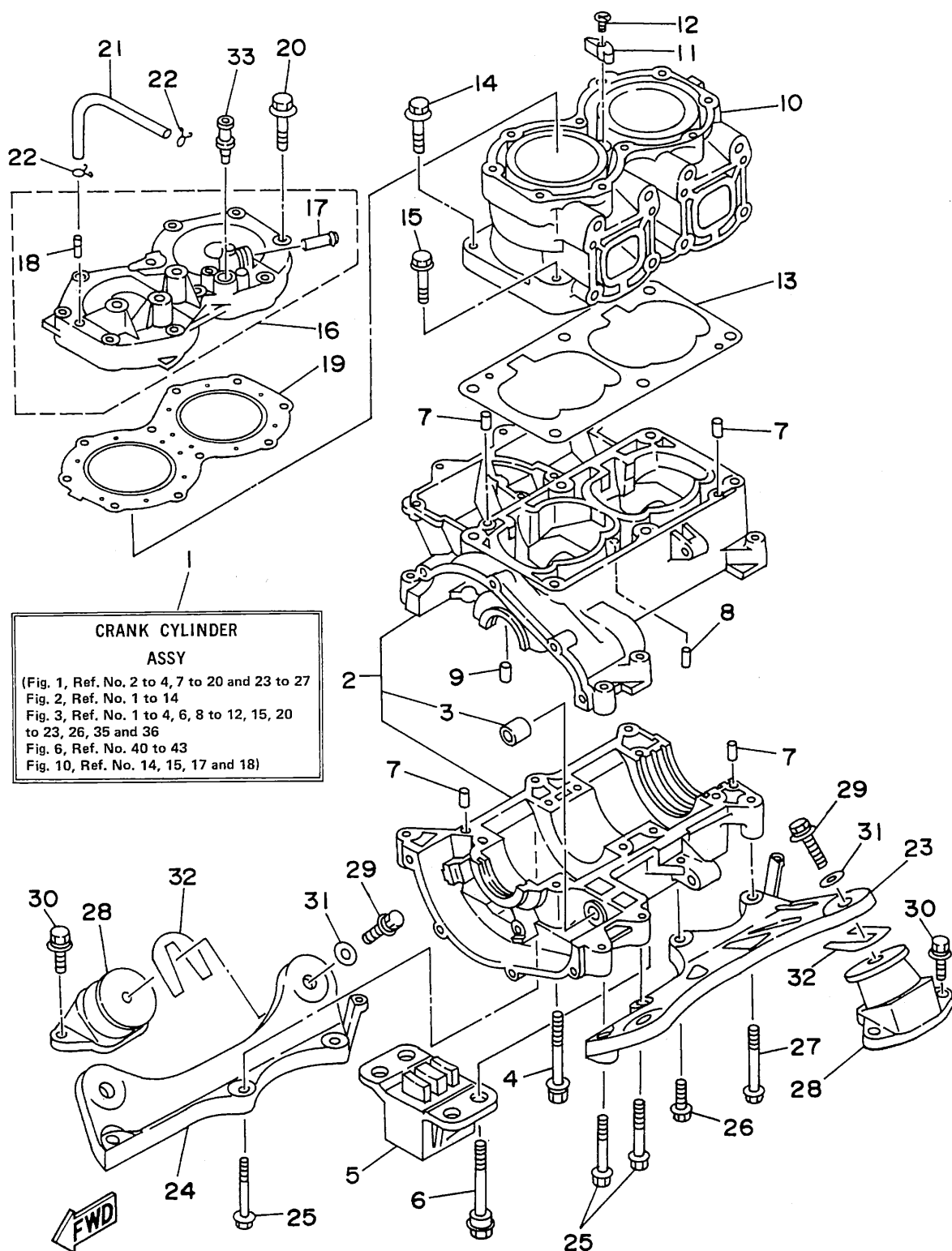
ADDRESS:

YAMAHA MOTOR CORPORATION U.S.A.
PARTS & ACCESSORY DIV.
6555 KATELLA AVENUE
CYPRESS, CALIFORNIA 90630, U.S.A.

CONTENTS

Fig. 1	CYLINDER. CRANKCASE	1
Fig. 2	CRANKSHAFT. PISTON	5
Fig. 3	INTAKE	7
Fig. 4	CARBURETOR	11
Fig. 5	OIL PUMP (FOR OIL INJECTION)	15
Fig. 6	EXHAUST 1	17
Fig. 7	FUEL	21
Fig. 8	JET UNIT 1	23
Fig. 9	JET UNIT 2	27
Fig. 10	GENERATOR.....	29
Fig. 11	STARTING MOTOR	31
Fig. 12	ELECTRICAL 1.....	33
Fig. 13	ELECTRICAL 2.....	37
Fig. 14	ENGINE HATCH	39
Fig. 15	HULL. DECK	43
Fig. 16	GUNWALE. MAT	47
Fig. 17	SEAT . UNDER LOCKER	49
Fig. 18	OIL TANK (FOR OIL INJECTION)	53
Fig. 19	FUEL TANK	55
Fig. 20	EXHAUST 2	59
Fig. 21	CONTROL CABLE	61
Fig. 22	STEERING 1	63
Fig. 23	STEERING 2	67
Fig. 24	GRAPHIC 1. TOOL (FOR USA)	69
Fig. 25	GRAPHIC 2. TOOL (FOR CANADA, AUSTRALIA, GUAM, AFRICA)	71
Fig. 26	GASKET KIT.....	73
	NUMERICAL INDEX	

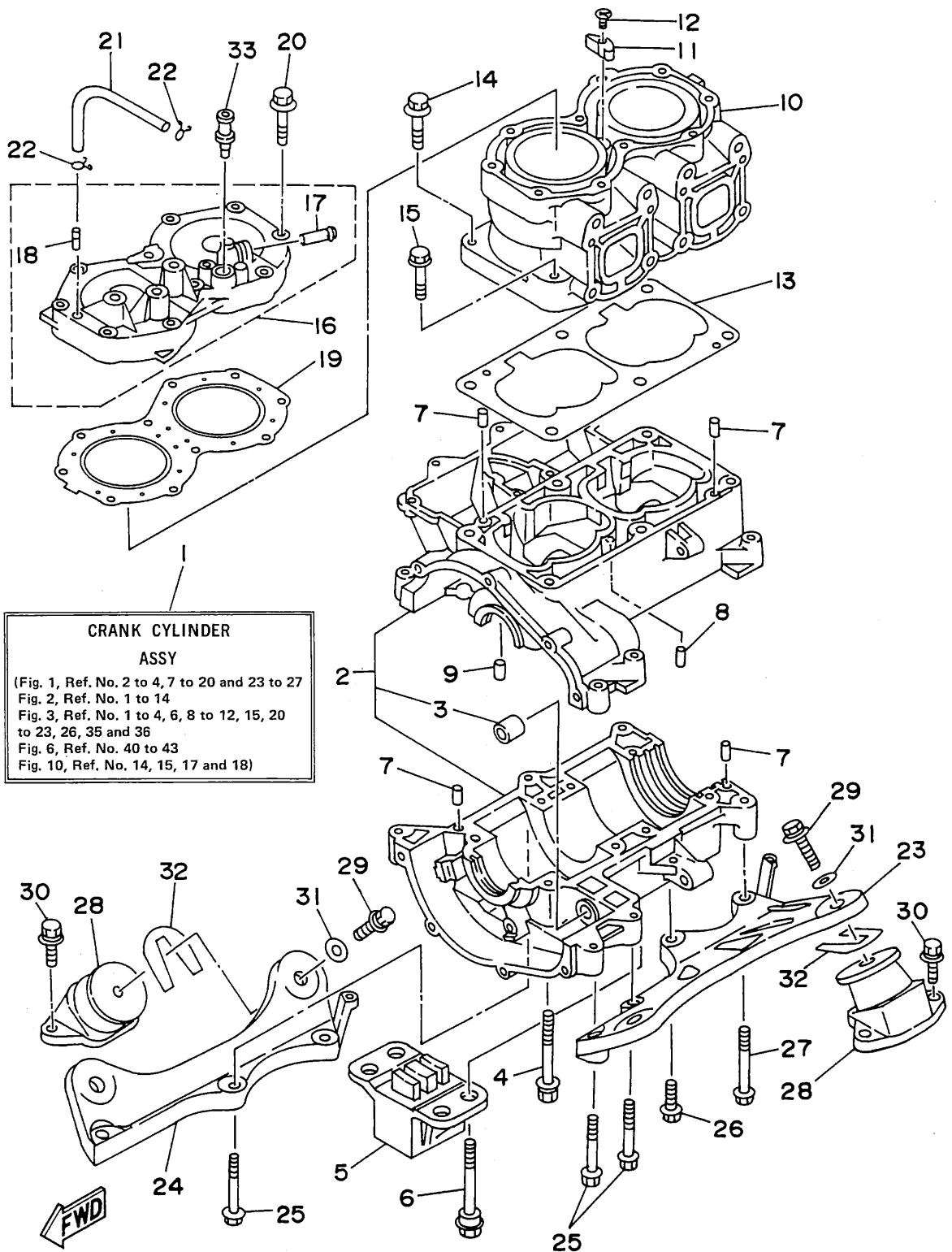
Fig. 1 CYLINDER. CRANKCASE



FN8100-4011

REF. NO.	PART NO.	DESCRIPTION	Q'TY	REMARKS
1	61X-W0090-02-4D	CRANK CYLINDER ASSY	1	UR FOR OIL INJECTION
	61X-W0090-12-4D	CRANK CYLINDER ASSY	1	UR FOR NON OIL INJECTION
2	61X-15100-00-94	CRANKCASE ASSY	1	
3	90380-12M29	.BUSH, SOLID	1	
4	90119-08M55	BOLT, WITH WASHER	4	
5	62E-44532-00	STOPPER, UPPER MOUNT	1	
6	90109-08M56	BOLT, WITH WASHER	4	
7	93606-12019	PIN, DOWEL	4	
8	93603-10049	PIN, DOWEL	4	
9	93604-07141	PIN, DOWEL	1	
10	61X-11311-00-94	CYLINDER 1	1	
11	6E5-11325-00	ANODE	1	
12	98780-04015	SCREW, FLAT HEAD	1	
13	6M6-11351-A1	GASKET, CYLINDER	1	
14	90119-10M56	BOLT, WITH WASHER	4	
15	90119-10M07	BOLT, WITH WASHER	2	
16	61X-11111-00-94	HEAD, CYLINDER 1	1	
17	6K8-51129-00	.NIPPLE	1	
18	6R7-14485-00	.PIPE, JOINT	1	
19	61X-11181-A0	GASKET, CYLINDER HEAD 1	1	
20	90119-08M19	BOLT, WITH WASHER	10	
21	90445-07M19	HOSE	1	
22	90467-06016	CLIP	2	
23	6R7-21415-00-94	BRACKET, FRONT UPPER 1	1	
24	6R7-21425-00-94	BRACKET, REAR UPPER 1	1	
25	97513-10570	BOLT, WITH WASHER	5	
26	97513-10535	BOLT, WITH WASHER	1	
27	97513-10580	BOLT, WITH WASHER	1	

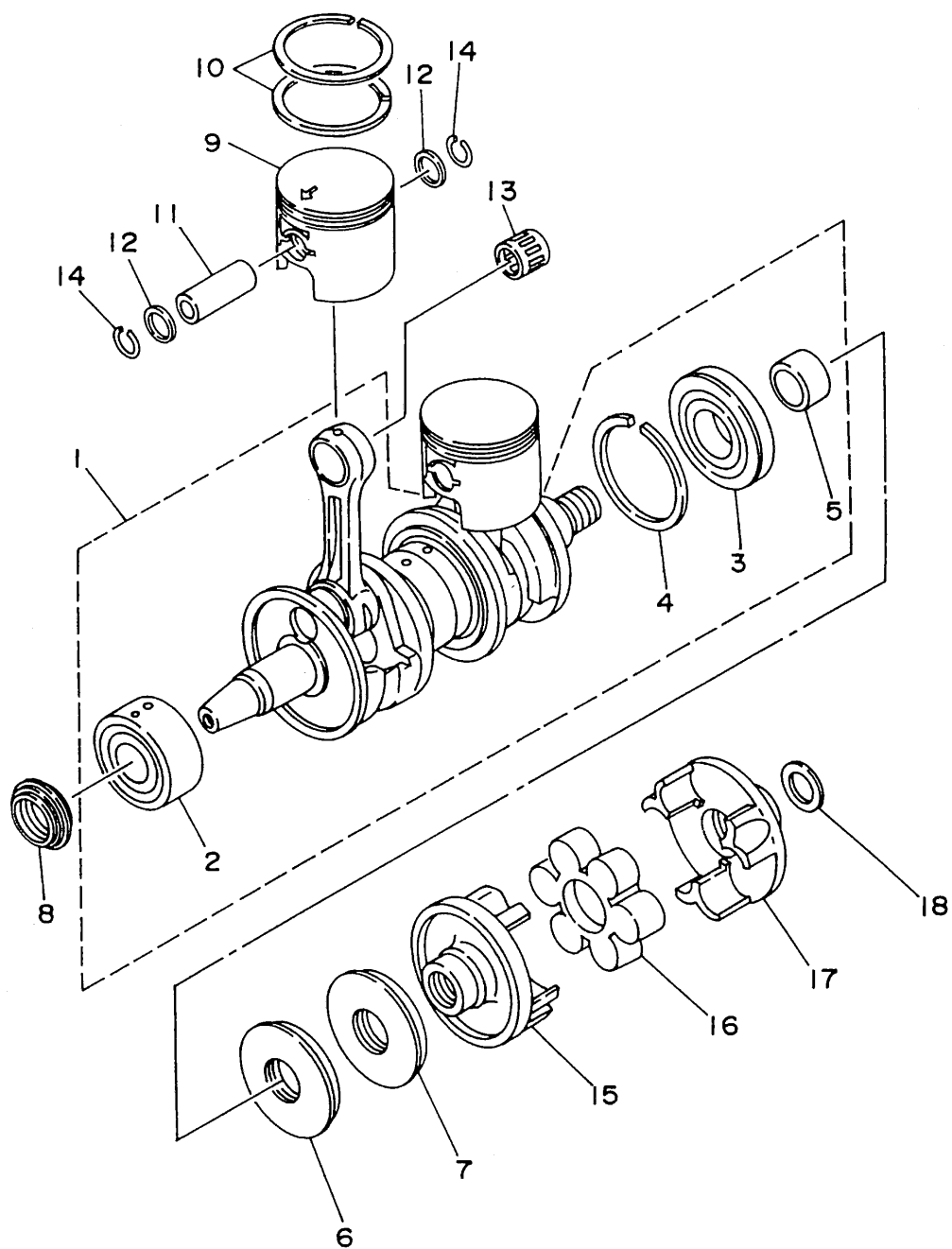
Fig. 1 CYLINDER. CRANKCASE



FN8100-4011

REF. NO.	PART NO.	DESCRIPTION	Q'TY	REMARKS
28	62E-44517-00-5B	MOUNT RUBBER	4	
29	90119-08904	BOLT, WITH WASHER	4	
30	90119-08038	BOLT, WITH WASHER	8	
31	EU0-67324-00	PLATE	4	
32	EU0-67354-00-01	SHIM (T=0.1)	10	UR
	EU0-67354-00-03	SHIM (T=0.3)	10	UR
	EU0-67354-00-05	SHIM (T=0.5)	10	UR
	EU0-67354-00-10	SHIM (T=1.0)	10	UR
	EU0-67354-00-20	SHIM (T=2.0)	10	UR
33	6E0-28193-00-94	PLUG, WATER CHEAK	1	UR FOR EXCEPT USA
	626-28193-01-94	PLUG, WATER CHEAK	1	UR FOR JAPAN

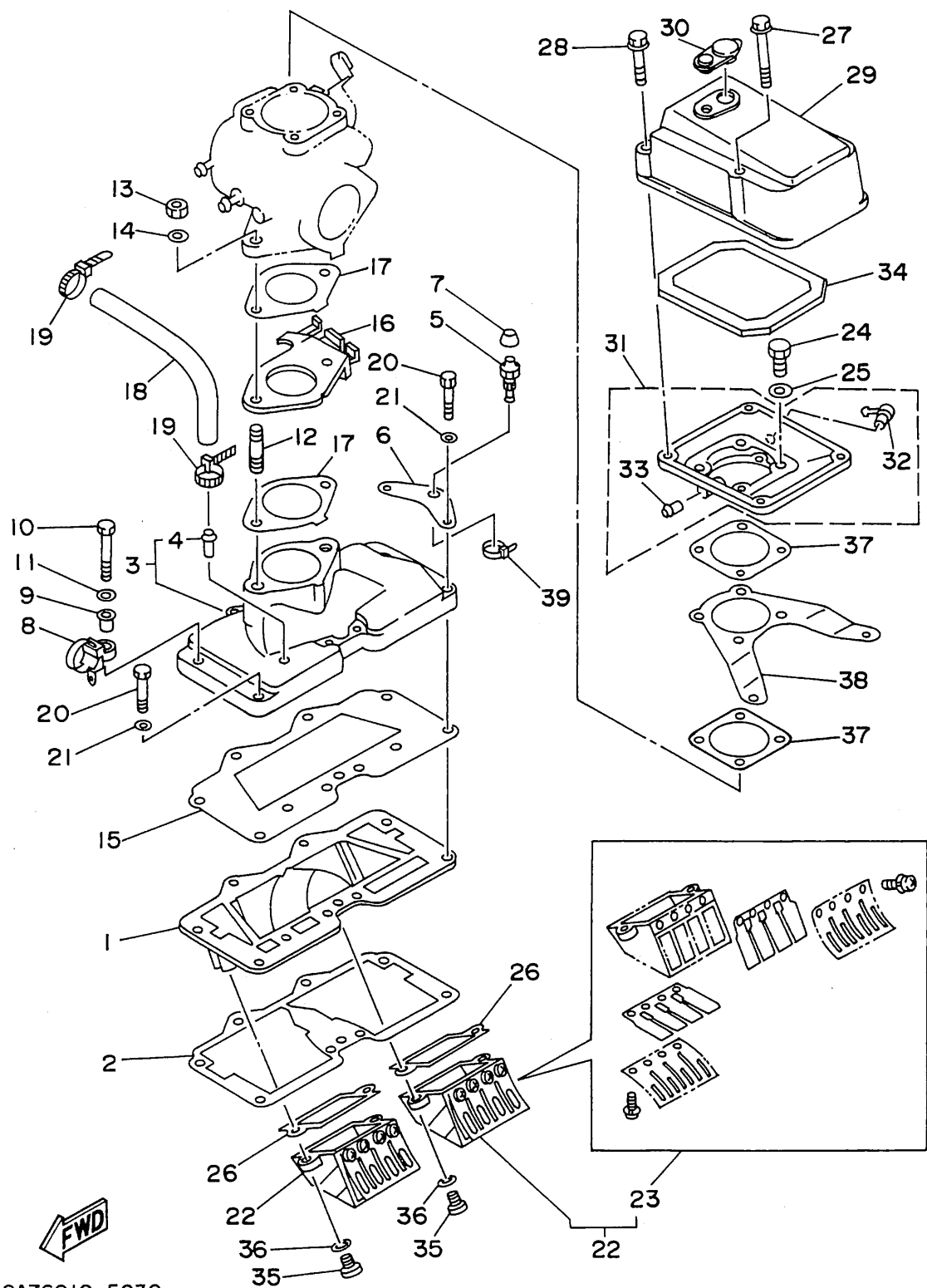
Fig. 2 CRANKSHAFT. PISTON



GEI4100-5020

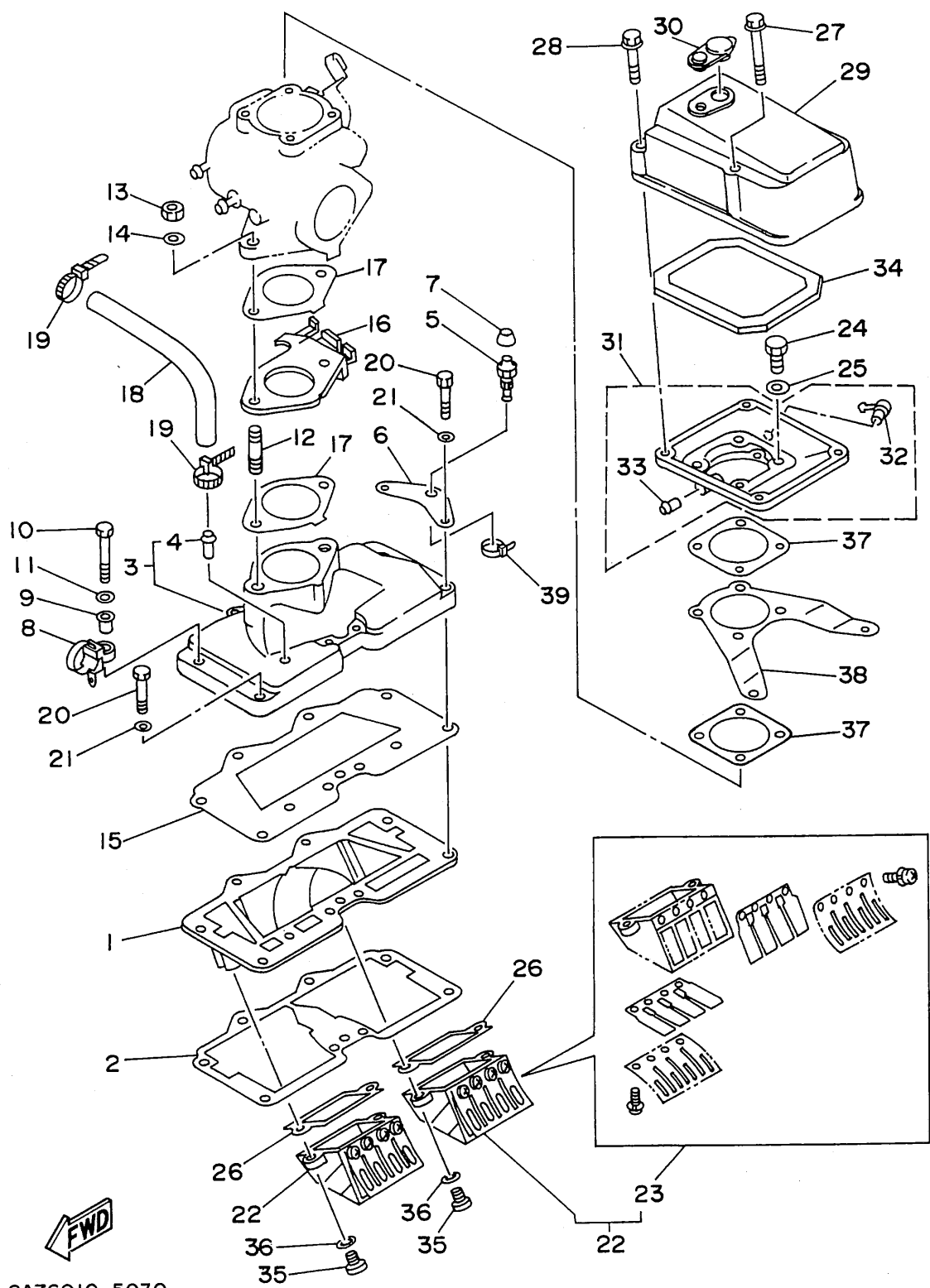
REF. NO.	PART NO.	DESCRIPTION	Q'TY	REMARKS
1	6M6-11400-01	CRANKSHAFT ASSY	1	
2	93305-30601	.BEARING	1	
3	93306-307U1	.BEARING	1	
4	93440-80023	.CIRCLIP	1	
5	6M6-45526-00	.COLLAR, DRIVE SHAFT	1	
6	93102-36M33	OIL SEAL	1	
7	93101-36M46	OIL SEAL	1	
8	93103-32M01	OIL SEAL	1	
9	61X-11631-00-93	PISTON (STD)	2	
	61X-11635-00	PISTON (0.25MM O/S)	2	AP
	61X-11636-00	PISTON (0.50MM O/S)	2	AP
10	61X-11603-00	PISTON RING SET (STD)	2	
	61X-11604-00	PISTON RING SET (0.25MM O/S)	2	AP
	61X-11605-00	PISTON RING SET (0.50MM O/S)	2	AP
11	61X-11633-00	PIN, PISTON	2	
12	90201-20M04	WASHER, PLATE	4	
13	93310-320U2	BEARING, CYLINDRICAL	2	
14	93450-21053	CIRCLIP	4	
15	6M6-45813-30-9M	FLANGE, COUPLING	1	
16	61X-4581J-00	RUBBER SHAFT COUPLING	1	
17	6M6-45813-20-9M	FLANGE, COUPLING	1	
18	90201-24M02	WASHER, PLATE	1	

Fig. 3 INTAKE



REF. NO.	PART NO.	DESCRIPTION	Q'TY	REMARKS
1	61X-13641-01-94	MANIFOLD 1	1	
2	61X-13566-A1	GASKET	1	
3	61X-13555-01-94	MANIFOLD, INTAKE	1	
4	650-24378-00	.PIPE, JOINT 4	1	
5	61L-5169A-00	NIPPLE, GREASE	1	
6	61L-14243-00	PLATE	1	
7	663-45119-00	CAP, GREASE NIPPLE	1	
8	90465-12M53	CLAMP	1	
9	90387-06M05	COLLAR	1	
10	97395-06045	BOLT	1	
11	92990-06600	WASHER, PLATE	1	
12	90116-08M14	BOLT, STUD	2	
13	95380-08600	NUT	2	
14	92990-08600	WASHER, PLATE	2	
15	61X-13563-A1	GASKET	1	
16	6M6-14527-02-4D	PLATE	1	
17	6M6-13556-A1	GASKET, MANIFOLD	2	
18	90445-10M48	HOSE	1	
19	90465-11M10	CLAMP	2	
20	97013-06035	BOLT	7	
21	92990-06600	WASHER, PLATE	7	
22	61X-13610-01	REED VALVE ASSY	2	
23	61X-W0004-00	.REED SET	1	
24	97095-06020	BOLT	4	
25	92990-06600	WASHER, PLATE	4	
26	61X-13621-A0	GASKET, VALVE SEAT	2	
27	90105-05M46	BOLT, WASHER BASED	2	
28	90105-05M53	BOLT, WASHER BASED	2	

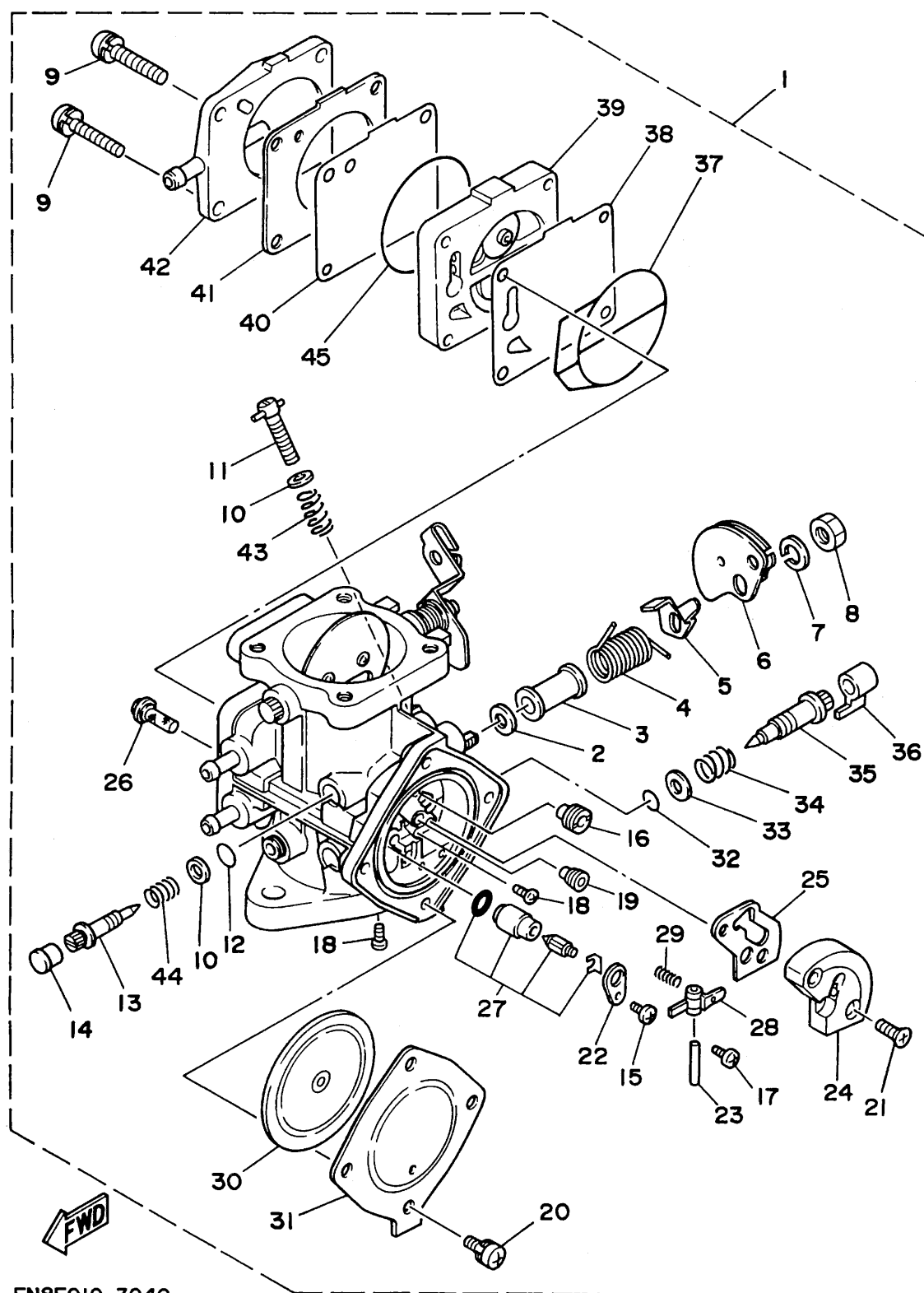
Fig. 3 INTAKE



GA76010-5030

REF. NO.	PART NO.	DESCRIPTION	Q'TY	REMARKS
29	61X-14283-01	COVER, CARBURETOR 1	1	
30	6K8-14435-00	GROMMET	1	
31	6R8-14284-00-98	COVER, CARBURETOR 2	1	UR FOR OIL INJECTION
	6M6-14284-00-98	COVER, CARBURETOR 2	1	UR FOR NON OIL INJECTION
32	6E5-11372-00	.NIPPLE, HOSE	1	FOR OIL INJECTION
33	6H1-14485-00	.PIPE, JOINT	1	FOR OIL INJECTION
34	6M6-14451-00	ELEMENT, AIR CLEANER	1	
35	98580-05016	SCREW, PAN HEAD	4	
36	92990-05600	WASHER, PLATE	4	
37	6M6-13674-A1	GASKET, AIR COOLER COVER 1	2	
38	6R7-14255-00	PLATE	1	
39	90465-11M10	CLAMP	1	

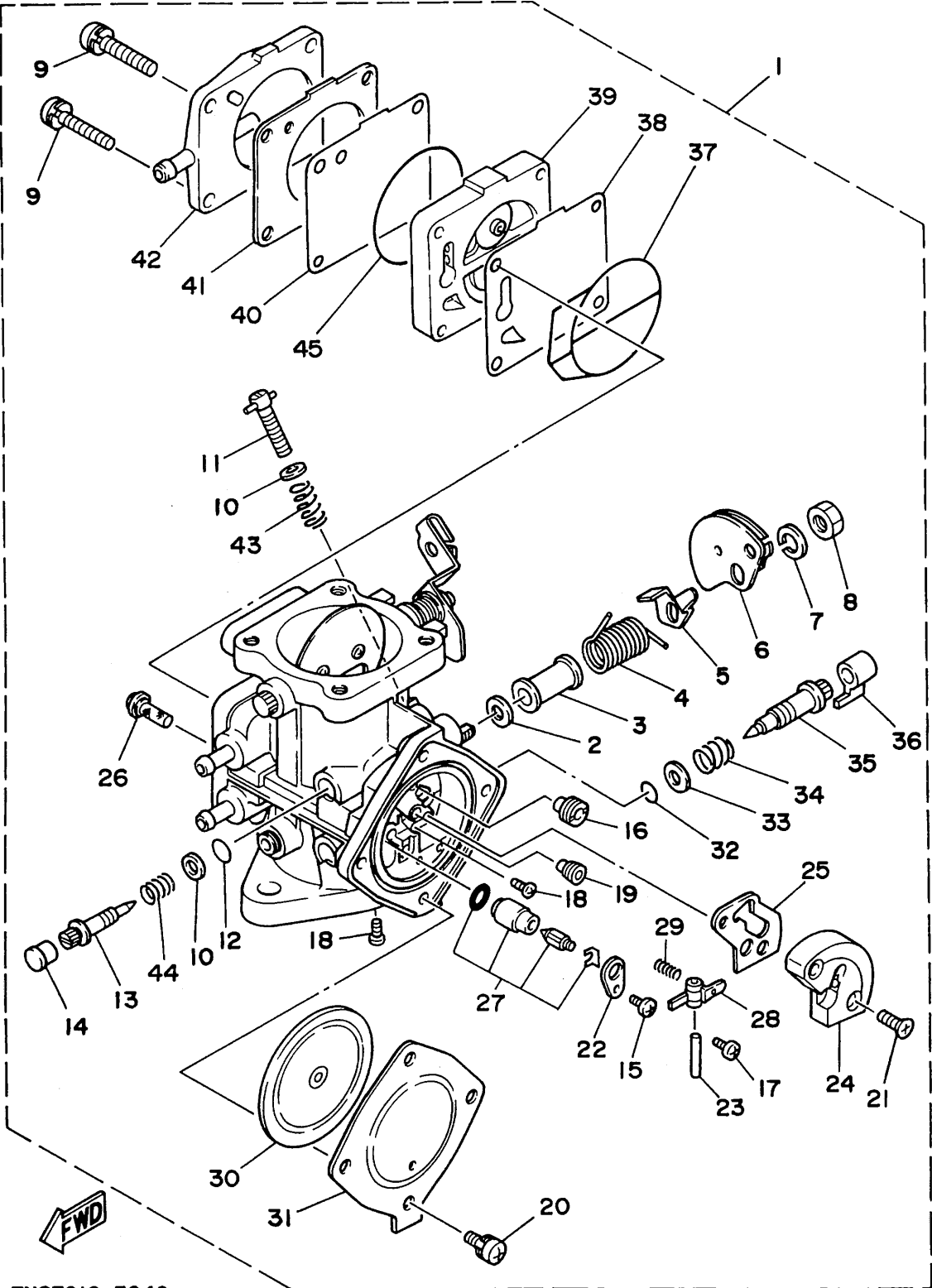
Fig. 4 CARBURETOR



FN8F010-3040

REF. NO.	PART NO.	DESCRIPTION	Q'TY	REMARKS
1	61X-14301-01	CARBURETOR ASSY 1	1	
2	6R7-14596-01	.WASHER	2	
3	6K8-14534-10	.COLLAR	1	
4	6K8-14556-10	.SPRING	1	
5	6K8-14926-10	.BRACKET, THROTTLE 1	1	
6	6K8-14930-00	.THROTTLE SHAFT ASSY	1	
7	92990-08100	.WASHER, SPRING	1	
8	95380-08700	.NUT	1	
9	97980-05330	.SCREW, WITH WASHER	4	
10	6K8-14559-00	.WASHER	2	
11	6M6-14521-00	.SCREW, ADJUST	1	
12	6K8-14562-00	.O-RING	1	
13	6K8-14946-10	.METERING NEEDLE	1	
14	6K8-14471-00	.CAP, CARBURETOR	1	
15	6M6-14503-00	.SCREW	1	
16	3G2-14231-23-A0	.JET, MAIN (#115)	1	
17	6K8-14503-02	.SCREW	2	
18	6K8-14521-10	.SCREW	2	
19	830-14231-23	.JET, MAIN (#115)	1	
20	6K8-14591-10	.SCREW	4	
21	6K8-14523-11	.SCREW, STOP	1	
22	6K8-14527-11	.PLATE	1	
23	6K8-14579-00	.PIN, FLOAT	1	
24	6R7-24412-01	.BODY 1	1	
25	6K8-14536-11	.GASKET	1	
26	6R7-14569-00	.STRAINER	1	
27	61X-14916-15	.NEEDLE	1	
28	6K8-14547-01	.ARM, FLOAT	1	

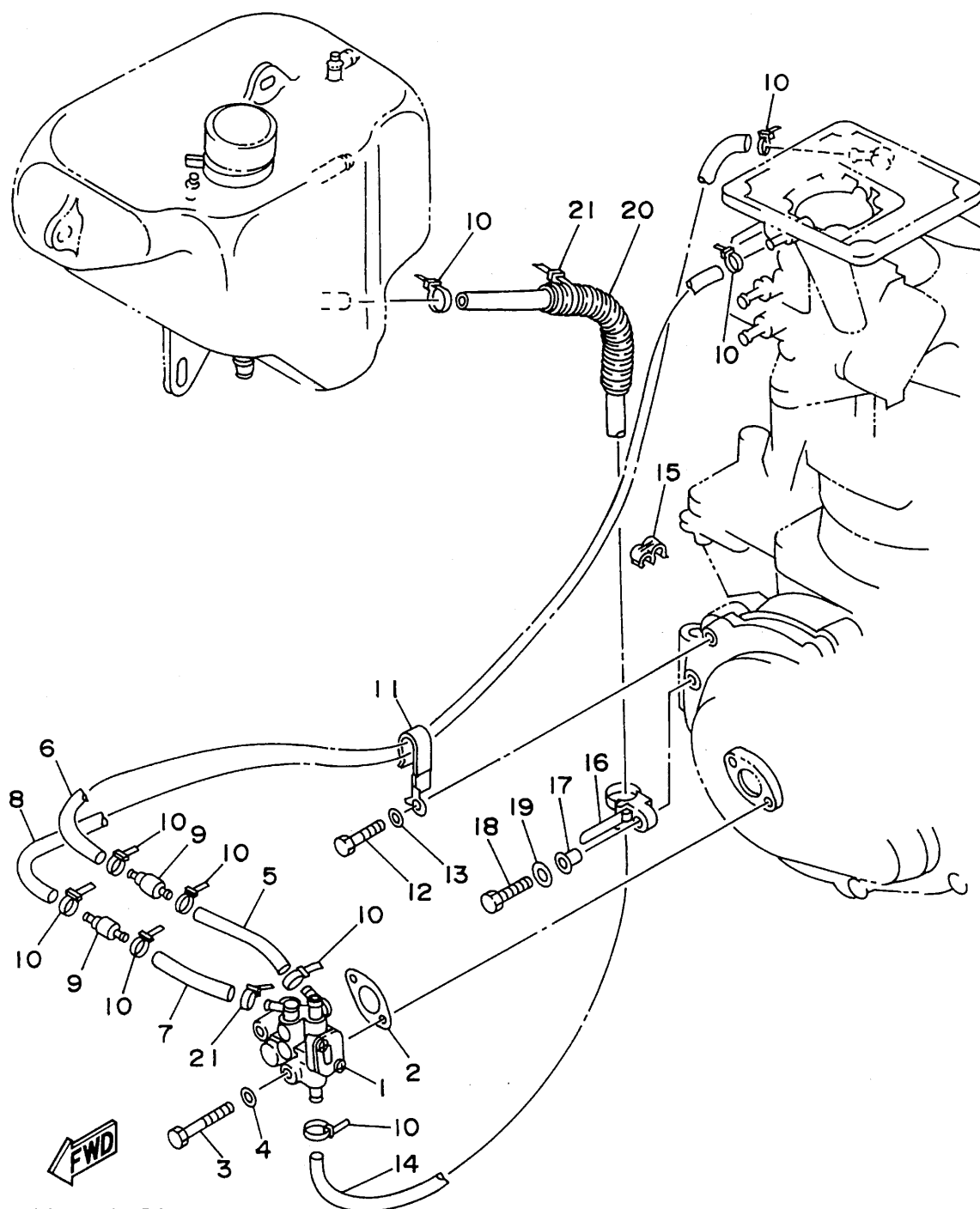
Fig. 4 CARBURETOR



FN8F010-3040

REF. NO.	PART NO.	DESCRIPTION	Q'TY	REMARKS
29	6R7-14253-00	.SPRING	1	
30	6R7-14541-00	.DIAPHRAGM, PUMP	1	
31	6R7-14542-00	.BODY, PUMP 1	1	
32	583-14561-00	.O-RING	1	
33	6K8-14537-00	.GASKET	1	
34	6K8-14589-00	.SPRING	1	
35	6M6-14923-10	.SCREW, PILOT	1	
36	6K8-14481-10	.CAP, CARBURETOR	1	
37	6K8-14564-00	.O-RING	1	
38	6K8-24411-20	.DIAPHRAGM	1	
39	6M6-24413-00	.BODY 2	1	
40	6K8-24421-10	.VALVE, CHECK	1	
41	6K8-24431-20	.GASKET, FUEL PUMP 1	1	
42	6K8-24452-10	.COVER	1	
43	6K8-14531-00	.SPRING, ADJUST SCREW	1	
44	6K8-14533-00	.SPRING, ADJUST SCREW	1	
45	6K8-14563-00	.O-RING	1	

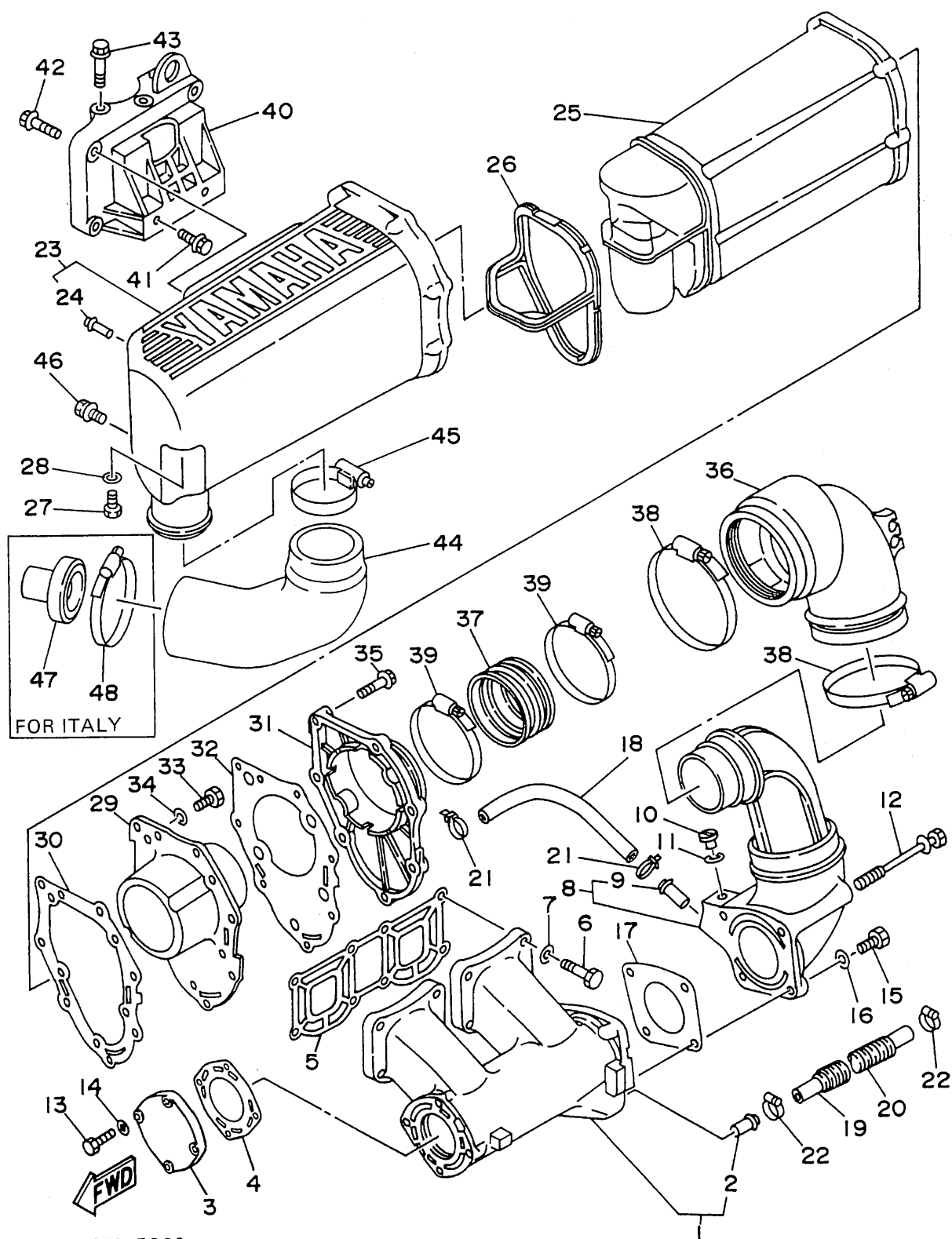
Fig. 5 OIL PUMP (FOR OIL INJECTION)



GA7E010-5050

REF. NO.	PART NO.	DESCRIPTION	Q'TY	REMARKS
1	61X-13200-10	OIL INJECTION PUMP ASSY	1	
2	6R8-13116-A0	GASKET, PUMP CASE	1	
3	97395-06035	BOLT	2	
4	92990-06600	WASHER, PLATE	2	
5	90446-07M14	HOSE	1	
6	90446-07M35	HOSE	1	
7	90446-07M17	HOSE	1	
8	90446-07M36	HOSE	1	
9	6R3-13183-00	VALVE, CHECK	2	
10	90465-11M10	CLAMP	10	
11	90465-08M37	CLAMP	1	
12	97095-06025	BOLT	1	
13	92990-06600	WASHER, PLATE	1	
14	90445-11M37	HOSE	1	
15	90464-10M38	CLAMP	2	
16	90465-12M53	CLAMP	1	
17	90387-06M05	COLLAR	1	
18	97095-06035	BOLT	1	
19	92990-06600	WASHER, PLATE	1	
20	90446-17M11	HOSE	1	
21	90465-13M11	CLAMP	1	

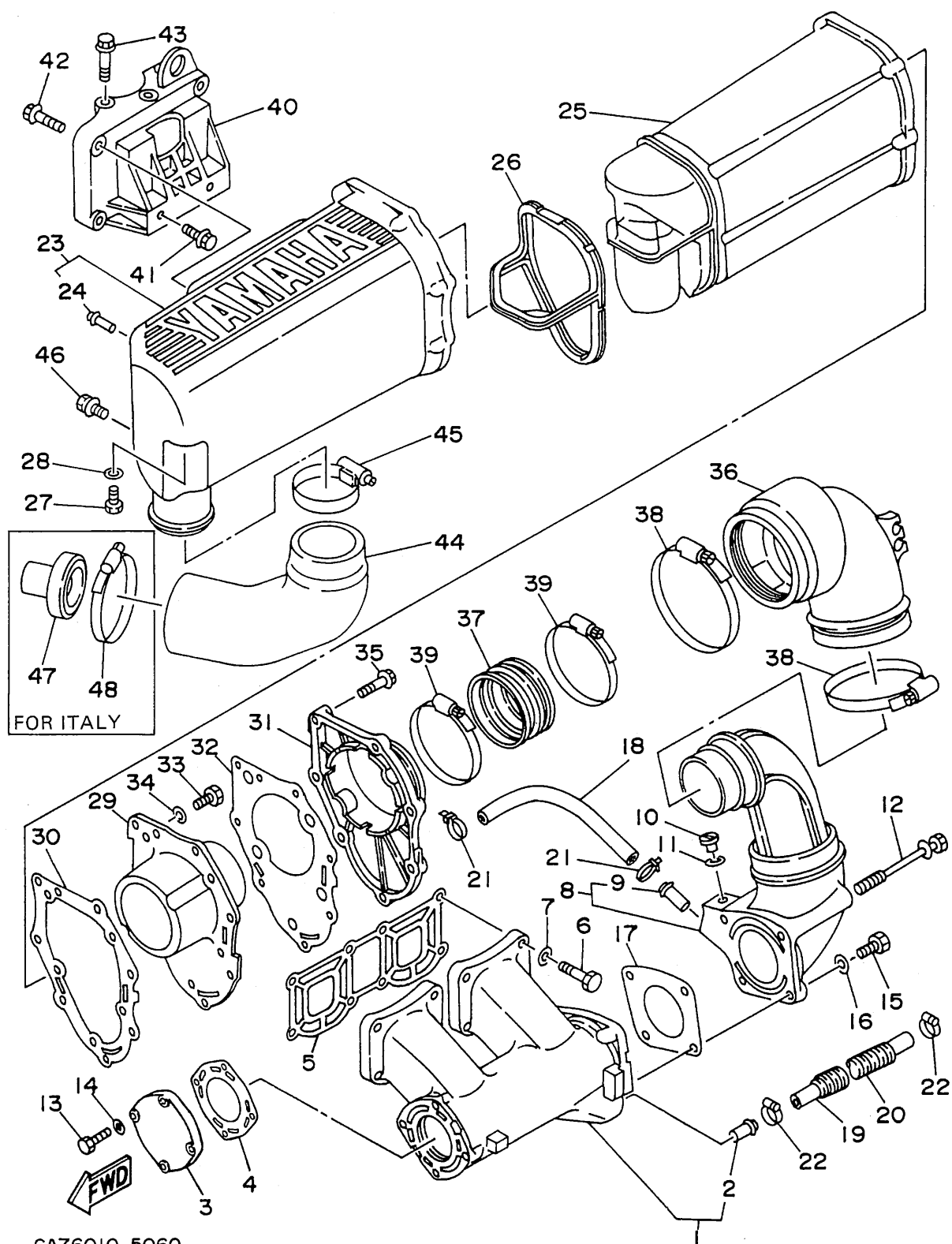
Fig. 6 EXHAUST 1



GA76010-5060

REF. NO.	PART NO.	DESCRIPTION	Q'TY	REMARKS
1	61X-14711-01-9M	MUFFLER 1	1	
2	6K8-51129-00	.NIPPLE	1	
3	6M6-14718-01-9M	PROTECTOR, MUFFLER 1	1	
4	6M6-14739-A1	GASKET, MUFFLER DAMPER 1	1	
5	61X-14613-A0	GASKET, EXHAUST PIPE	1	
6	97313-08035	BOLT	8	
7	92990-08600	WASHER, PLATE	8	
8	61L-14712-00-9M	RING, JOINT	1	
9	6K8-51129-00	.NIPPLE	1	
10	90340-08M04	PLUG, STRAIGHT SCREW	1	
11	90430-08020	GASKET	1	
12	90119-08M73	BOLT, WITH WASHER	2	
13	97095-06025	BOLT	4	
14	92990-06600	WASHER, PLATE	4	
15	97013-08025	BOLT	2	
16	92990-08600	WASHER, PLATE	2	
17	6R7-14749-A0	GASKET, MUFFLER DAMPER 2	1	
18	90446-14M24	HOSE	1	
19	90445-14M23	HOSE	1	
20	90446-20M13	HOSE	1	
21	90465-11M10	CLAMP	2	
22	90450-14M05	HOSE CLAMP ASSY	2	
23	6R7-14721-00-9M	MUFFLER 2	1	
24	6R7-14485-00	.PIPE, JOINT	1	
25	6R7-14753-00-9M	SILENCER, EXHAUST	1	
26	6R7-15761-00	SEAL, RUBBER 1	1	
27	97313-06016	BOLT	1	
28	92990-06600	WASHER, PLATE	1	

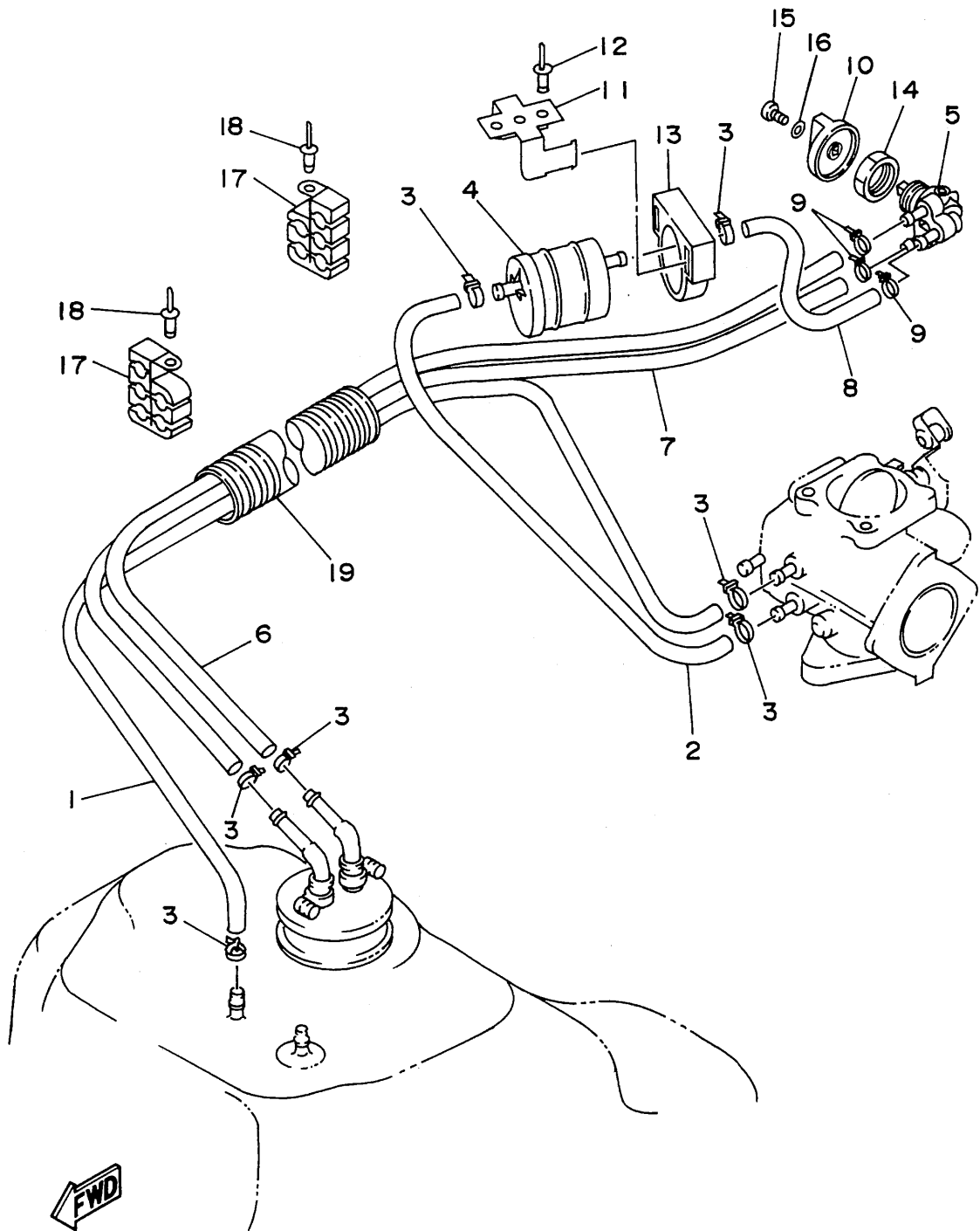
Fig. 6 EXHAUST 1



GA76010-5060

REF. NO.	PART NO.	DESCRIPTION	Q'TY	REMARKS
29	6R7-14785-00-9M	DIFFUSER	1	
30	6R7-14755-A0	GASKET, SILENCER	1	
31	6R7-41113-00-9M	OUTER COVER, EXHAUST	1	
32	6R7-41114-A0	GASKET, EXHAUST OUTER COVER	1	
33	97095-06016	BOLT	5	
34	92990-06600	WASHER, PLATE	5	
35	90119-06MA1	BOLT, WITH WASHER	7	
36	61L-14615-00	JOINT, EXHAUST 1	1	
37	61L-14625-00	JOINT, EXHAUST 2	1	
38	90460-90M11	CLAMP, HOSE	2	
39	90460-70M16	CLAMP, HOSE	2	
40	6M6-14771-00-94	STAY, MUFFLER 1	1	
41	90105-10M49	BOLT, WASHER BASED	2	
42	90105-10M45	BOLT, WASHER BASED	3	
43	90119-10M72	BOLT, WITH WASHER	3	
44	62E-14752-00	PIPE, OUTLET	1	
45	90460-64M15	CLAMP, HOSE	1	
46	97513-08512	BOLT, WITH WASHER	1	FOR CANADA/EUROPE
47	62R-14779-00	COLLAR	1	FOR ITALY
48	90460-64M15	CLAMP, HOSE	1	FOR ITALY

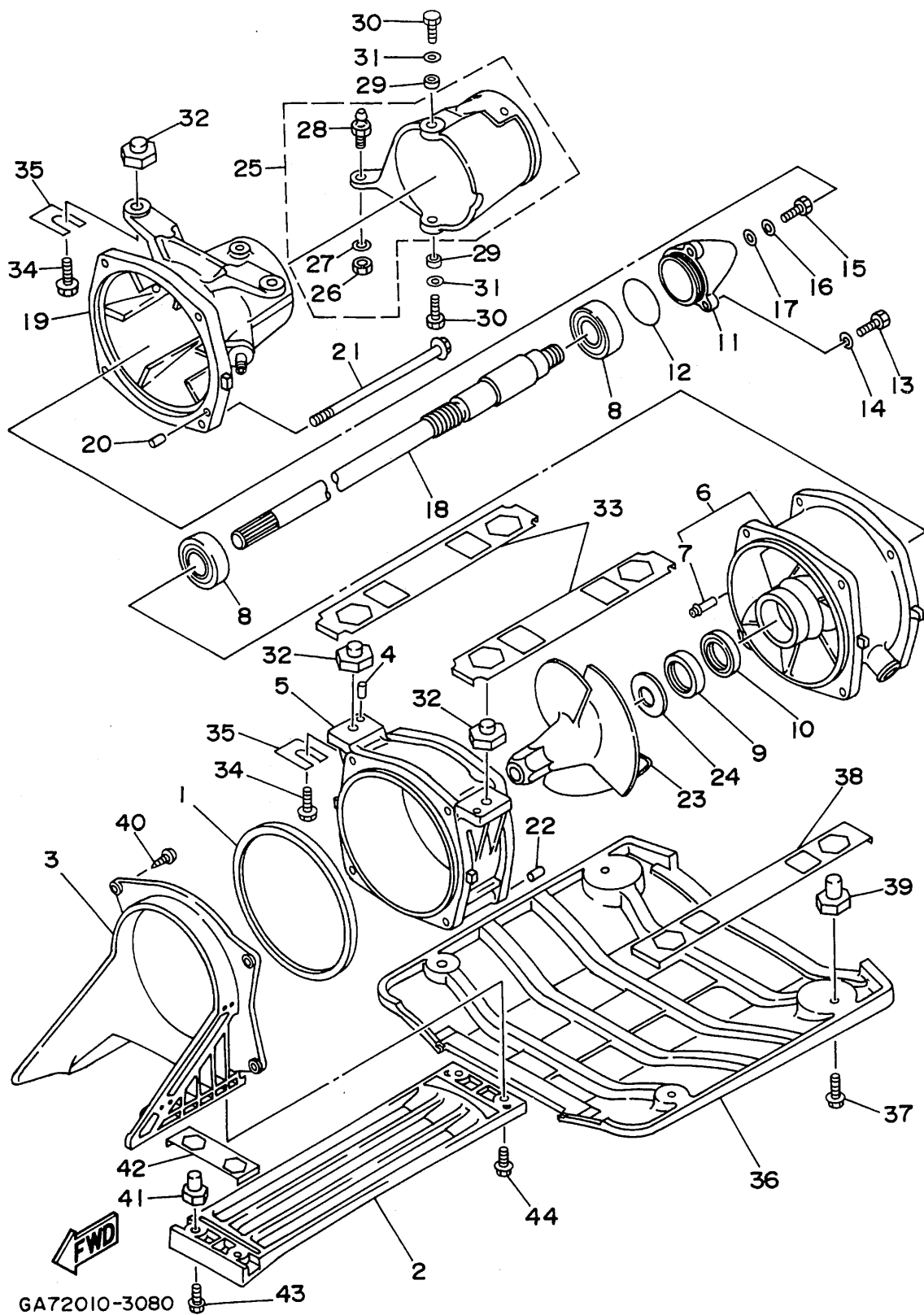
Fig. 7 FUEL



GA72010-3070

REF. NO.	PART NO.	DESCRIPTION	Q'TY	REMARKS
1	90445-10M35	HOSE	1	
2	90445-10M92	HOSE	1	
3	90465-11M10	CLAMP	7	
4	6K8-24560-10	FILTER ASSY	1	
5	6K8-24500-02	FUEL COCK ASSY 1	1	
6	90445-10M64	HOSE	1	
7	90445-10M05	HOSE	1	
8	90445-10M67	HOSE	1	
9	90465-11M10	CLAMP	3	
10	6K8-24524-10	LEVER, COCK	1	
11	EU0-67816-30	BRACKET, FUEL FILTER	1	
12	90267-48940	RIVET, BLIND	3	
13	EU0-67817-00	HOLDER	1	
14	90170-22M11	NUT	1	
15	98580-04010	SCREW, PAN HEAD	1	
16	92990-04600	WASHER, PLATE	1	
17	EW2-67812-00	HOLDER, PIPE 2	2	
18	90267-48925	RIVET, BLIND	2	
19	GA7-6773D-00	TUBE	1	

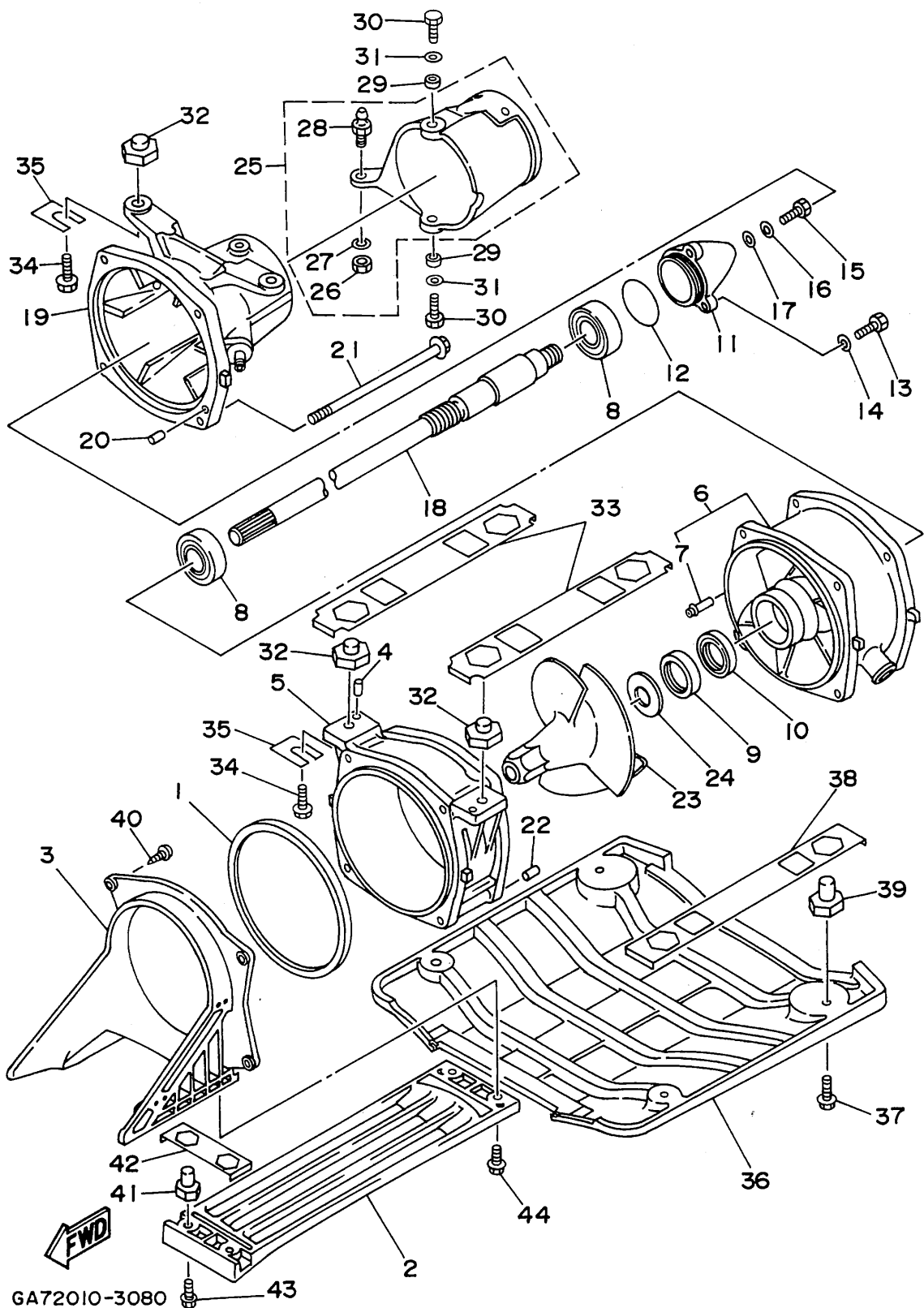
Fig. 8 JET UNIT 1



GA72010-3080

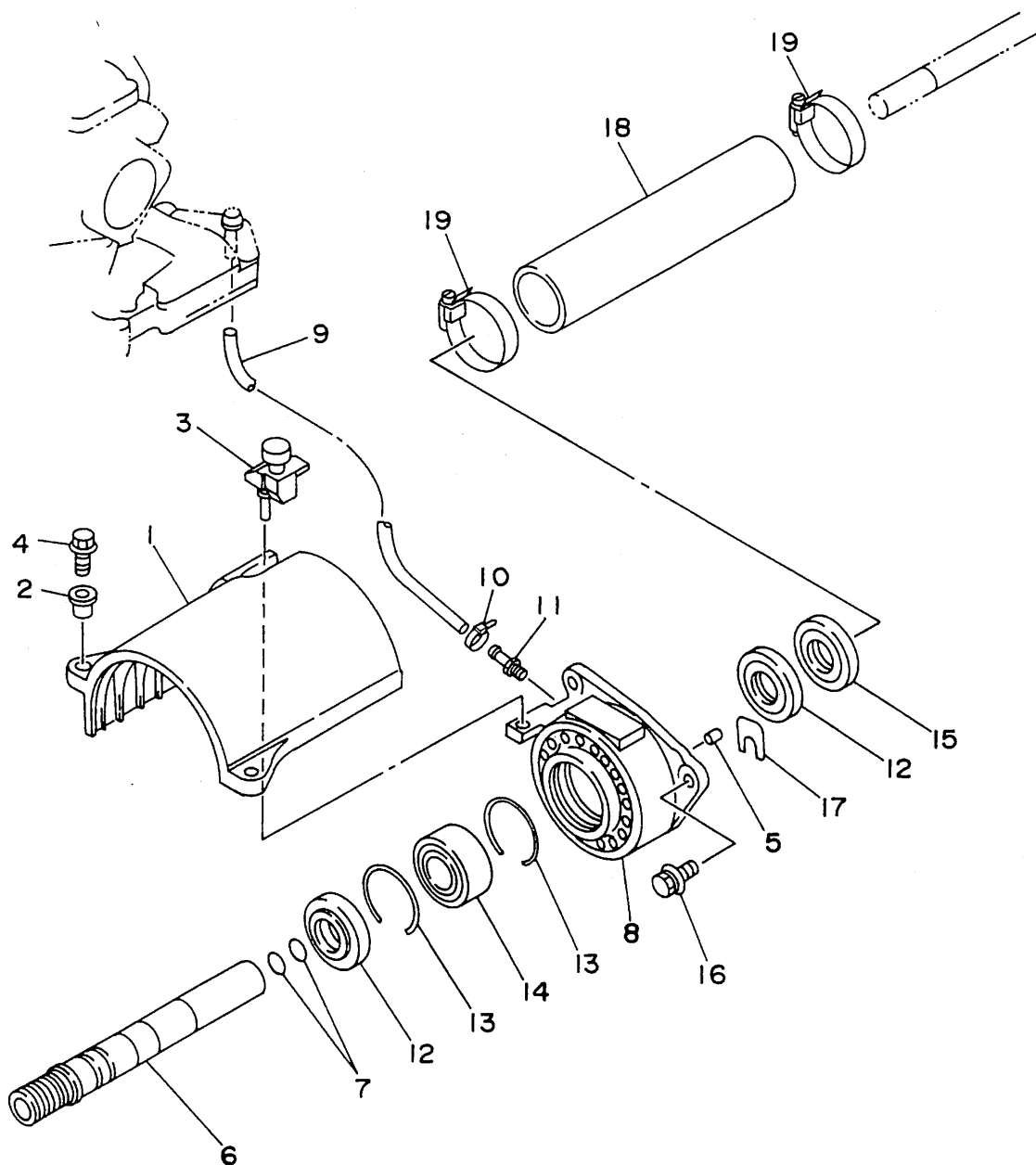
REF. NO.	PART NO.	DESCRIPTION	Q'TY	REMARKS
1	6R7-51117-01	PACKING	1	
2	6R7-51333-00	SCREEN, INTAKE	1	
3	62E-51311-00	DUCT, INTAKE	1	
4	93606-09M19	PIN, DOWEL	2	
5	6R7-51312-00-94	HOUSING, IMPELLER	1	
6	62T-51315-00-94	DUCT, IMPELLER	1	
7	6K8-51129-00	.NIPPLE	1	
8	93306-205U0	BEARING	2	
9	93102-25M34	OIL SEAL	1	
10	93101-25M50	OIL SEAL	1	
11	6R7-51326-00-94	CAP	1	
12	93210-46M16	O-RING	1	
13	97095-06016	BOLT	3	
14	92990-06600	WASHER, PLATE	3	
15	97095-06012	BOLT	1	
16	92990-06600	WASHER, PLATE	1	
17	90430-06M03	GASKET	1	
18	62E-45511-00	SHAFT, DRIVE	1	
19	61X-51318-00-5B	NOZZLE	1	
20	93606-12019	PIN, DOWEL	1	
21	90119-06M70	BOLT, WITH WASHER	4	
22	93606-12019	PIN, DOWEL	2	
23	62E-51321-00	IMPELLER	1	
24	90209-20M20	WASHER	1	
25	61L-51313-00	NOZZLE, DEFLECTOR	1	
26	95380-06700	.NUT	1	
27	90201-06M02	.WASHER, PLATE	1	
28	6R7-42316-00	.BOLT, JOINT	1	

Fig. 8 JET UNIT 1



REF. NO.	PART NO.	DESCRIPTION	Q'TY	REMARKS
29	90387-08M06	COLLAR	2	
30	97395-08018	BOLT	2	
31	92995-08600	WASHER	2	
32	90179-10954	NUT	4	
33	GA7-6881N-00	HOLDER PLATE 1	2	
34	90119-10906	BOLT, WITH WASHER	4	
35	EW2-67354-00-01	SHIM (T=0.1)	8	UR
	EW2-67354-00-03	SHIM (T=0.3)	8	UR
	EW2-67354-00-05	SHIM (T=0.5)	8	UR
	EW2-67354-00-10	SHIM (T=1.0)	8	UR
36	GA7-6273B-00	PLATE 2	1	
37	90119-08932	BOLT, WITH WASHER	4	
38	GA7-6881P-00	HOLDER PLATE 2	2	
39	90179-08953	NUT	4	
40	97780-60520	SCREW, TAPPING	4	
41	90179-06952	NUT	2	
42	GA7-6881R-00	HOLDER PLATE 3	1	
43	90119-06915	BOLT, WITH WASHER	2	
44	90119-06908	BOLT, WITH WASHER	2	

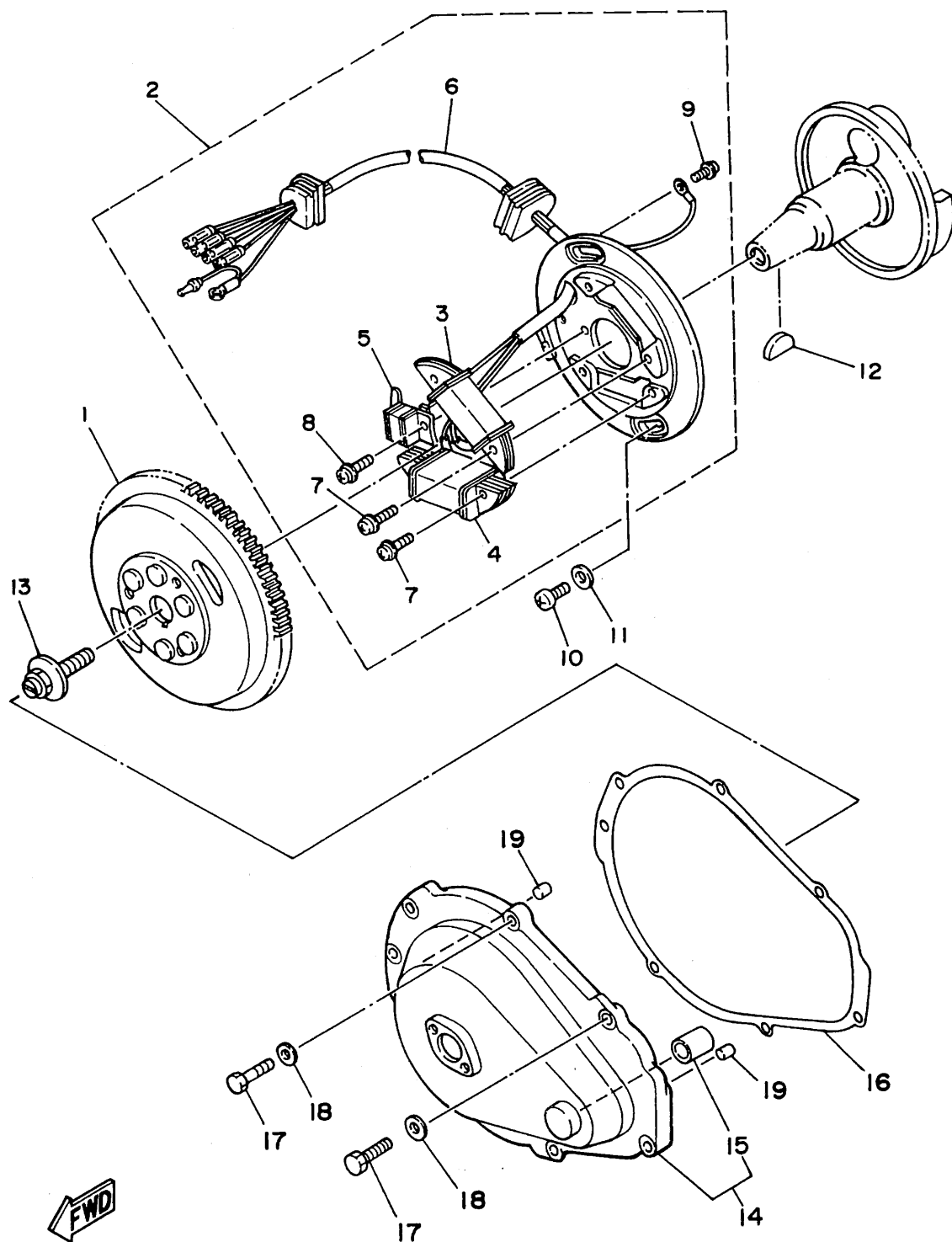
Fig. 9 JET UNIT 2



GA76010-5090

REF. NO.	PART NO.	DESCRIPTION	Q'TY	REMARKS
1	61X-51381-00	COVER	1	
2	90387-06M60	COLLAR	2	
3	90480-06M69	GROMMET	1	
4	97595-06525	BOLT, WITH WASHER	2	
5	93606-12019	PIN, DOWEL	2	
6	62E-51323-00	SHAFT, COUPLOR	1	
7	93210-17MA4	O-RING	2	
8	61X-45332-01-9M	HOUSING, BEARING	1	
9	90445-09M17	HOSE	1	
10	90460-11M10	CLAMP, HOSE	1	
11	61L-45378-00	NIPPLE, HOSE	1	
12	93101-25M55	OIL SEAL	2	
13	93430-47M04	CIRCLIP	2	
14	93305-205U0	BEARING	1	
15	93101-25M56	OIL SEAL	1	
16	90119-08907	BOLT, WITH WASHER	3	
17	GD0-67249-00-05	SHIM (T=0.5)	2	UR
	GD0-67249-00-10	SHIM (T=1.0)	2	UR
18	GA7-6883B-00	PIPE 1	1	
19	90601-15272	NYLON CLIP 1	2	

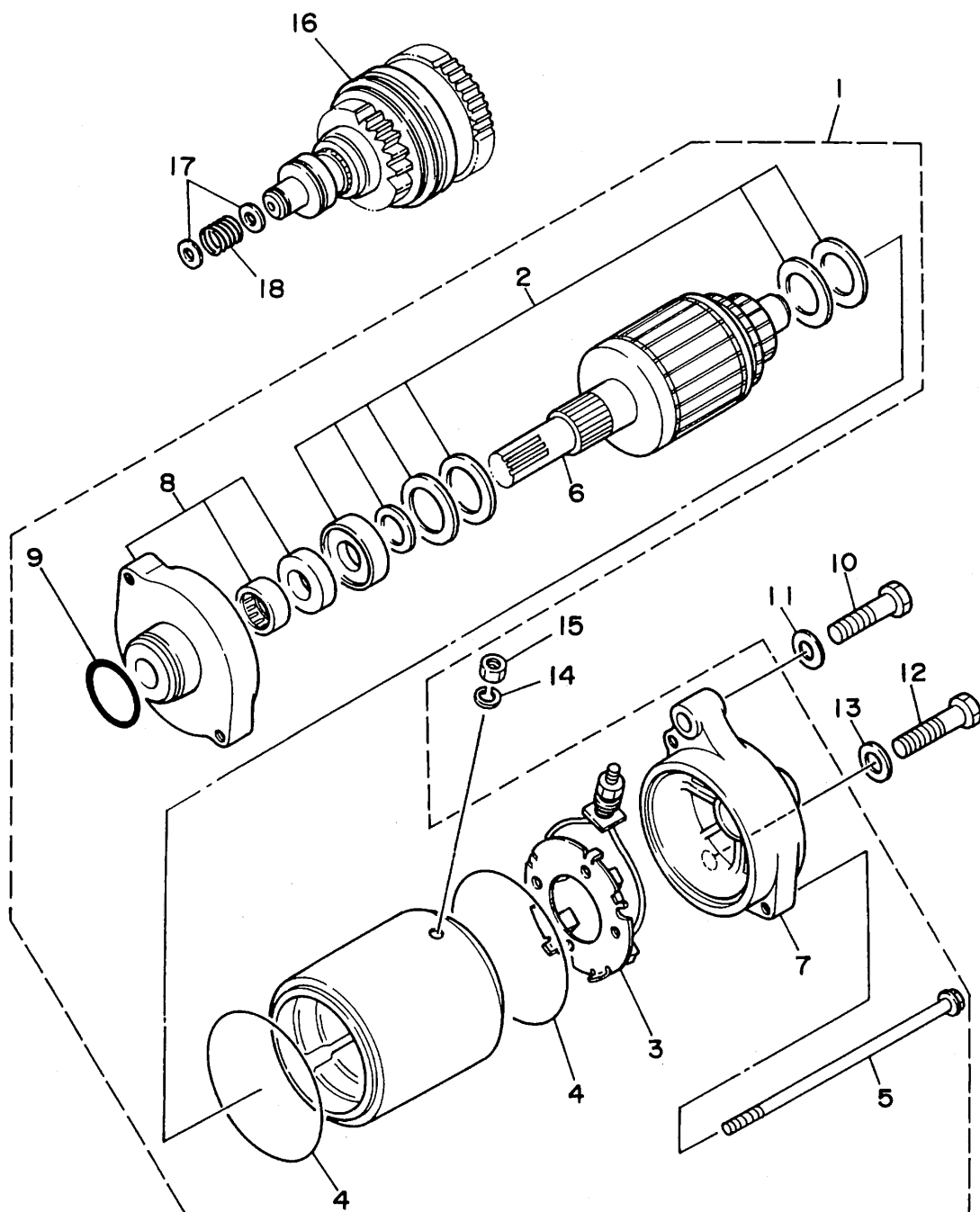
Fig. 10 GENERATOR



FN81110-1100

REF. NO.	PART NO.	DESCRIPTION	Q'TY	REMARKS
1	6R7-85550-00	ROTOR ASSY	1	
2	6R7-85560-00	BASE ASSY	1	
3	6M6-85520-00	.COIL, CHARGE	1	
4	6M6-85533-00	.COIL, LIGHTING	1	
5	6M6-85580-00	.COIL, PULSER	1	
6	6R7-85515-00	.LEAD WIRE ASSY	1	
7	97902-05125	.SCREW, WITH WASHER	4	
8	97902-04122	.SCREW, WITH WASHER	2	
9	98580-04008	.SCREW, PAN HEAD	1	
10	98580-06016	SCREW, PAN HEAD	2	
11	92990-06600	WASHER, PLATE	2	
12	90280-16053	KEY, WOODRUFF	1	
13	90109-10M47	BOLT	1	UR FOR OIL INJECTION
	90109-10M44	BOLT	1	UR FOR NON OIL INJECTION
14	6R8-81337-00-9M	COVER, FLYWHEEL	1	UR FOR OIL INJECTION
	6M6-81337-00-4D	COVER, FLYWHEEL	1	UR FOR NON OIL INJECTION
15	90380-12M29	.BUSH, SOLID	1	
16	6M6-81365-A0	GASKET, HOLE COVER	1	
17	97095-06025	BOLT	5	
18	92990-06600	WASHER, PLATE	5	
19	93606-12019	PIN, DOWEL	2	

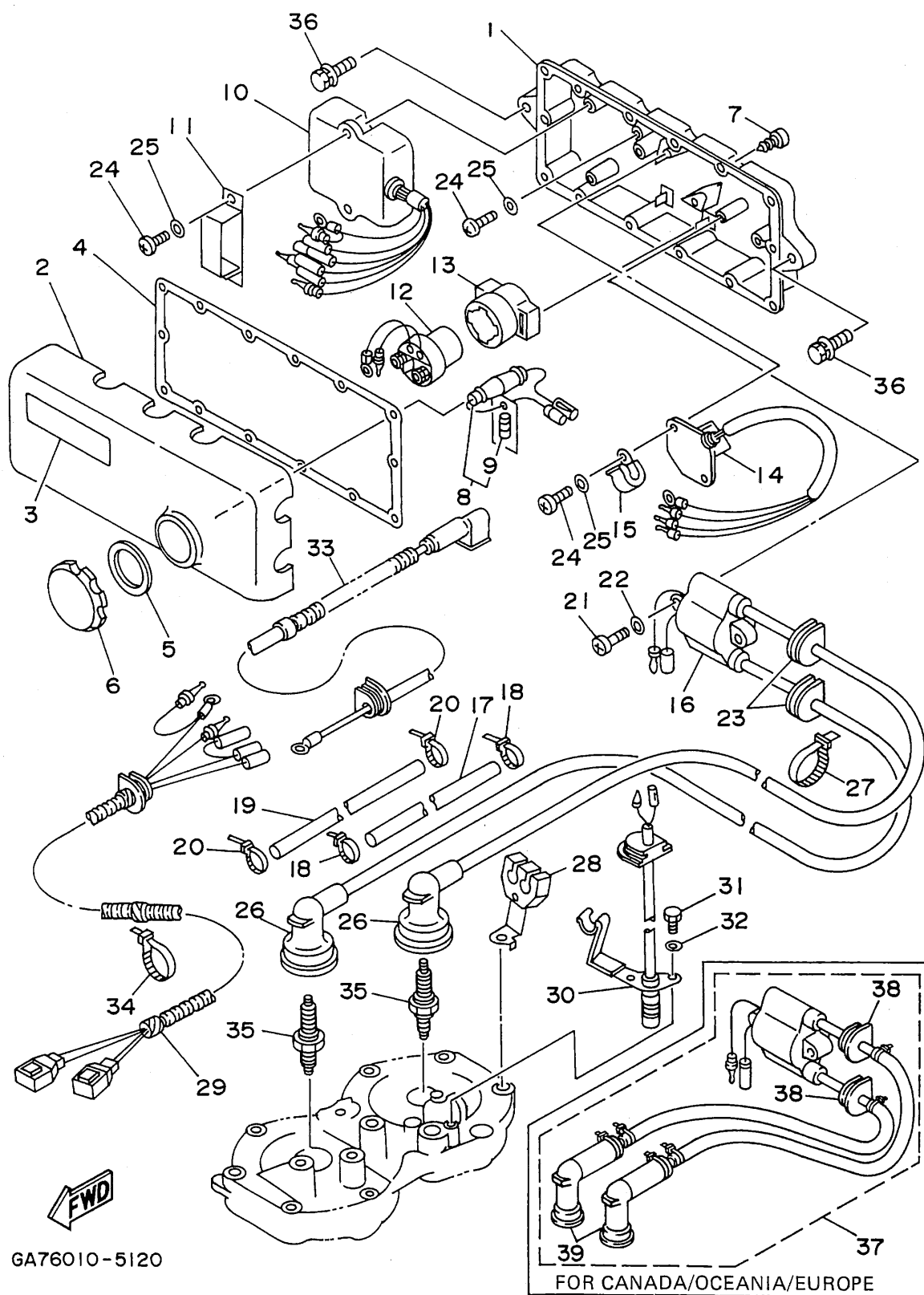
Fig. 11 STARTING MOTOR



FN81110-1110

REF. NO.	PART NO.	DESCRIPTION	Q'TY	REMARKS
1	6M6-81800-10	STARTING MOTOR ASSY	1	
2	3AJ-81809-00	.WASHER KIT	1	
3	6M6-81840-10	.BRUSH HOLDER ASSY	1	
4	11H-81844-00	.GASKET	2	
5	6M6-81826-00	.BOLT	2	
6	6M6-81850-00	.ARMATURE ASSY	1	
7	6M6-81820-00	.REAR BRACKET ASSY	1	
8	6M6-81830-00	.FRONT BRACKET ASSY	1	
9	26H-81847-00	.O-RING	1	
10	97313-08040	BOLT	1	
11	92990-08600	WASHER, PLATE	1	
12	97313-08035	BOLT	1	
13	92990-08600	WASHER, PLATE	1	
14	92995-06100	WASHER	1	
15	95380-06700	NUT	1	
16	6M6-8183E-00	IDLE GEAR COMP.	1	
17	92990-06600	WASHER, PLATE	2	
18	90501-14M73	SPRING, COMPRESSION	1	

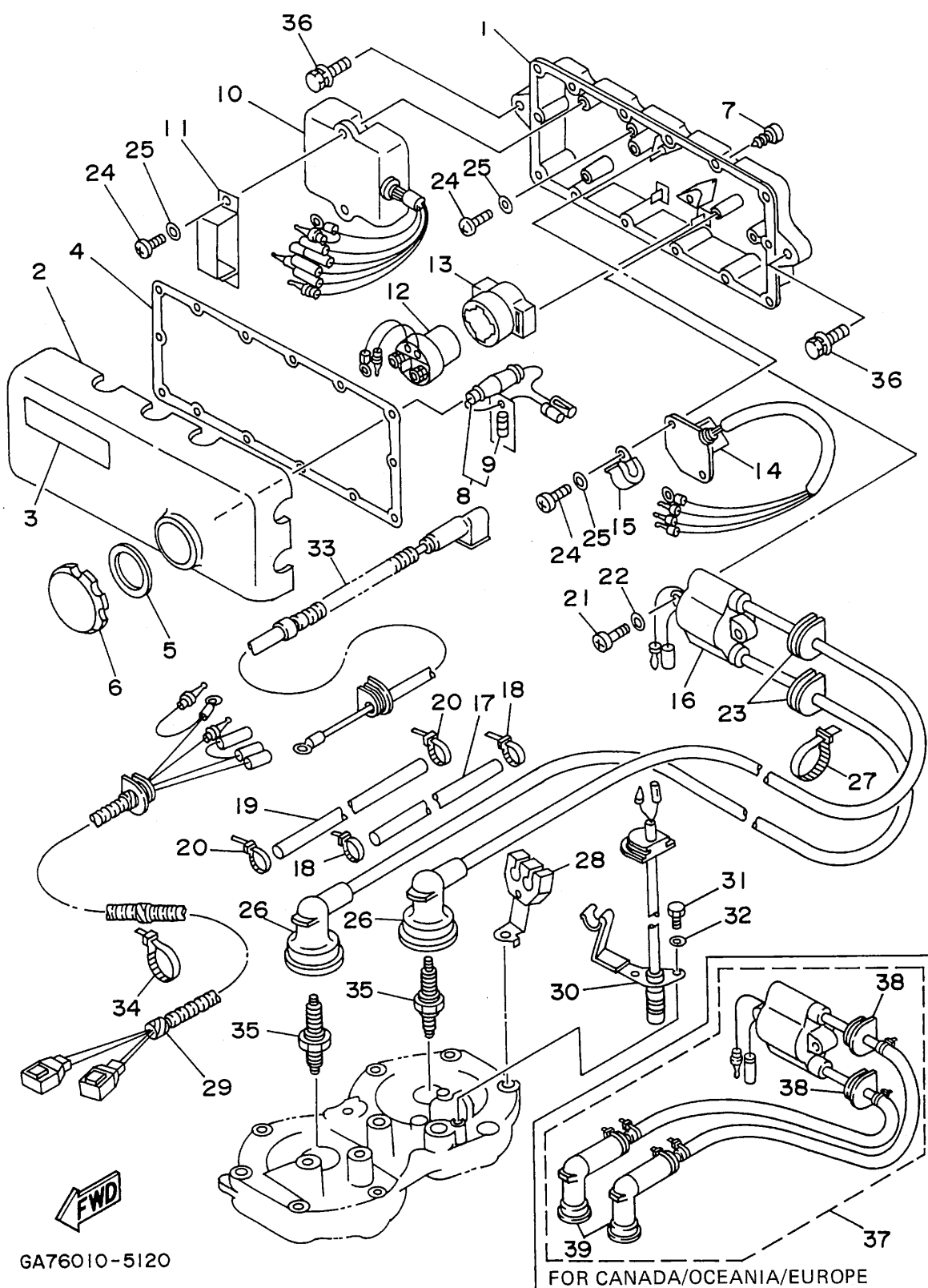
Fig. 12 ELECTRICAL 1



GA76010-5120

REF. NO.	PART NO.	DESCRIPTION	Q'TY	REMARKS
1	6M6-8552A-01-98	HOUSING	1	LOW GLOSS BLACK
2	6M6-8552E-00	COVER, CASE	1	
3	6R7-83623-40	MARK 3	1	UR ENGLISH
	6R7-83623-50	MARK 3	1	UR FRENCH
	61L-83623-00	MARK 3	1	UR JAPAN
4	6M6-81921-00	GASKET, TERMINAL	1	
5	6M6-81844-00	GASKET	1	
6	6M6-8132W-00	CAP	1	
7	97780-60525	SCREW, TAPPING	14	
8	6K8-82150-01	FUSE HOLDER ASSY	1	
9	6G1-82151-00	.FUSE	1	
10	61X-85540-00	C.D.I. UNIT ASSY	1	
11	90464-06M29	CLAMP	1	
12	6G1-81941-10	STARTER RELAY ASSY	1	
13	6M6-81952-01	HOLDER, RELAY	1	
14	6M6-81960-A0	RECTIFIER & REGULATOR ASSY	1	
15	90465-08028	CLAMP	1	
16	62E-85570-00	IGNITION COIL ASSY	1	UR USA/AFRICA/JAPAN
17	62E-82351-00	TUBE, CORD	1	
18	90465-11M10	CLAMP	2	
19	62E-82352-00	TUBE, CORD 2	1	
20	90465-11M10	CLAMP	2	
21	98580-06030	SCREW, PAN HEAD	2	
22	92990-06600	WASHER, PLATE	2	
23	90480-06M43	GROMMET	2	
24	98503-06014	SCREW, PAN HEAD	6	
25	92990-06600	WASHER, PLATE	6	
26	6K8-82370-00	PLUG CAP ASSY	2	UR USA/AFRICA/JAPAN

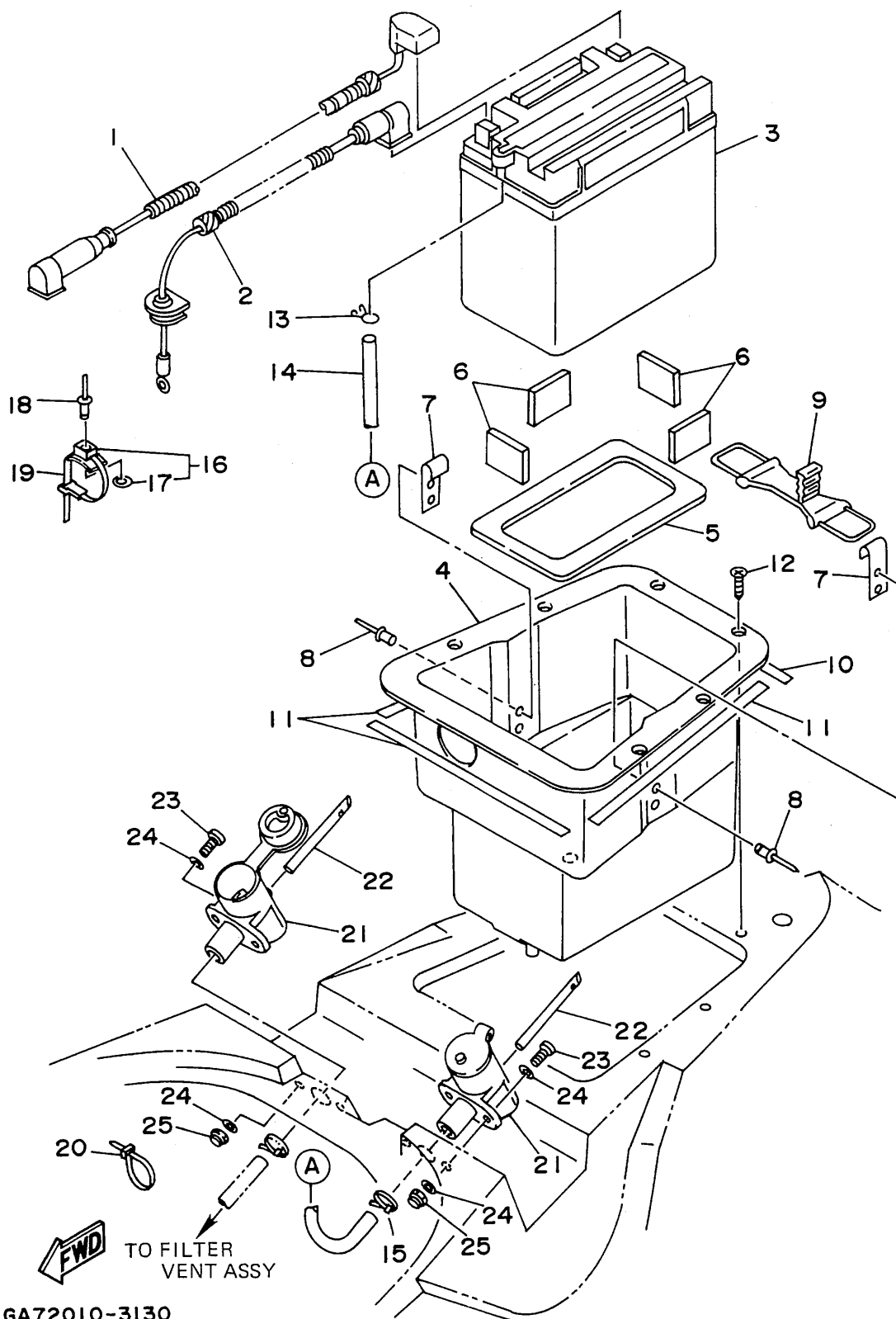
Fig. 12 ELECTRICAL 1



GA76010-5120

REF. NO.	PART NO.	DESCRIPTION	Q'TY	REMARKS
26	6K8-82370-11	PLUG CAP ASSY	2	UR ITALY
27	90465-11M10	CLAMP	2	
28	6R7-82361-00	CLAMP, CORD	1	
29	62E-82553-00	EXTENSION, WIRE LEAD	1	
30	6R7-82560-00	THERMO SWITCH ASSY	1	
31	97095-06016	BOLT	2	
32	92995-06100	WASHER	2	
33	62E-82117-20	WIRE, LEAD	1	
34	90465-13M11	CLAMP	1	
35	94701-00041	PLUG, SPARK (NGK B8HS)	2	UR EXCLUSIVE USA/AFRICA/JAPAN
	94702-00195	PLUG, SPARK (NGK BR8HS)	2	UR EXCLUSIVE CANADA/OCEANIA/EUROPE
36	90119-08038	BOLT, WITH WASHER	2	
37	62E-85570-10	IGNITION COIL ASSY	1	UR EXCLUSIVE CANADA/OCEANIA/EUROPE
38	90480-06M43	.GROMMET	2	
39	62E-82371-10	.PLUG CAP	2	

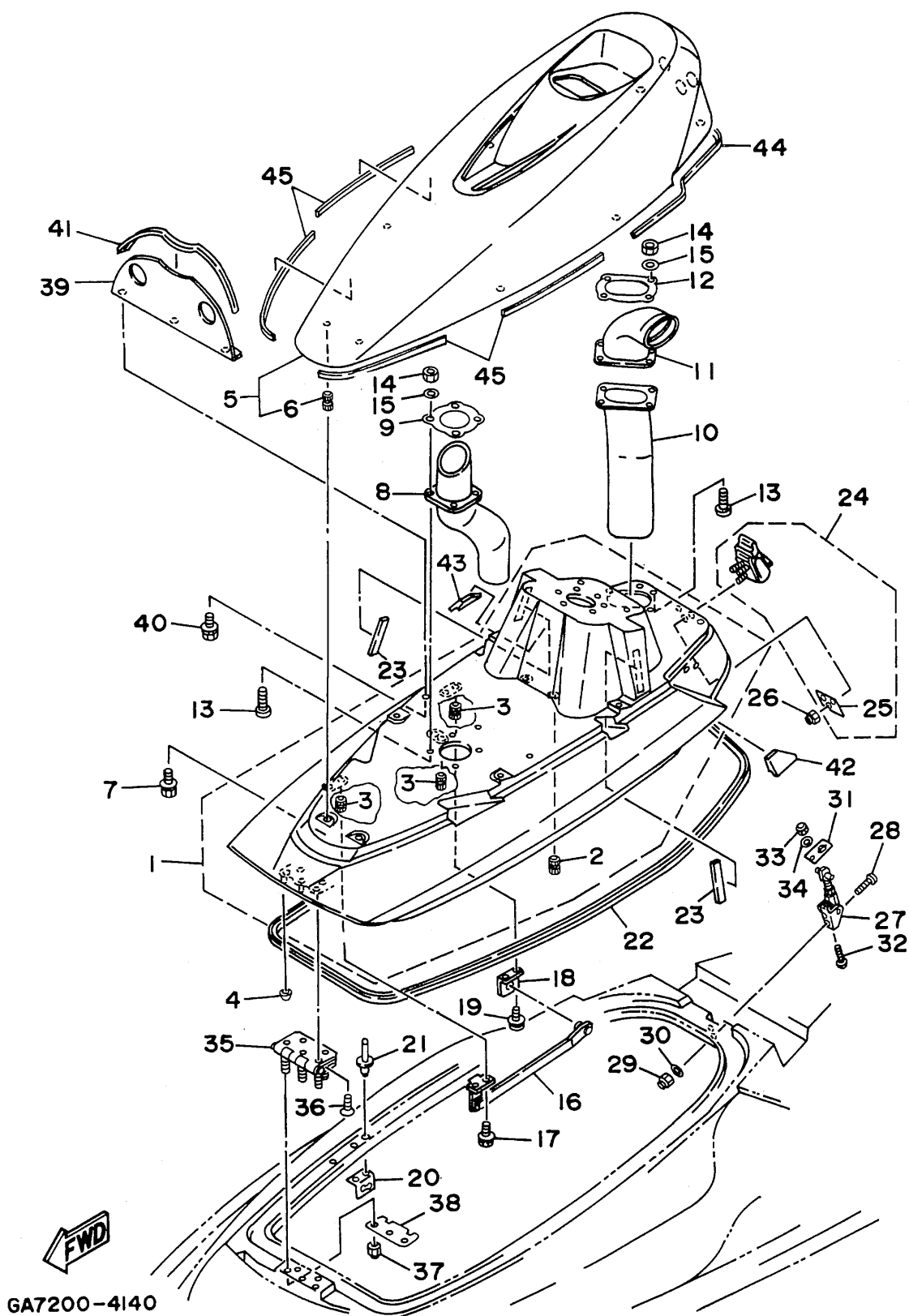
Fig. 13 ELECTRICAL 2



GA72010-3130

REF. NO.	PART NO.	DESCRIPTION	Q'TY	REMARKS
1	62E-82117-00	WIRE, LEAD	1	
2	62E-82117-10	WIRE, LEAD	1	
3	EU0-82110-77	BATTERY (FB16CL-B)	1	
4	GA7-68211-00	BATTERY CASE COMP.	1	
5	EU0-68221-00	PAD, BATTERY 1	1	
6	EU0-68221-30	PAD, BATTERY 2	4	
7	GA7-65772-00	HOOK A	2	
8	90267-48934	RIVET, BLIND	4	
9	GA7-68218-00	BAND, BATTERY	1	
10	90656-67100	PACKING 48	1	L=0.15M
11	90656-67100	PACKING 48	3	L=0.21M
12	97780-50220	SCREW, TAPPING	6	
13	90467-08M10	CLIP	1	
14	GA7-67856-00	HOSE	1	
15	90601-20005	BAND	1	
16	90600-91736	CLAMP	5	
17	90201-05925	.WASHER, PLATE	1	
18	90267-48925	RIVET, BLIND	5	
19	90601-20006	NYLON CLIP 1	5	
20	90465-13M11	CLAMP	1	
21	GA7-62159-00	SOCKET, VENTILATION	2	
22	GA7-62149-00	PIPE, VENTILATION	2	
23	98580-05020	SCREW, PAN HEAD	4	
24	92990-05200	WASHER, PLAIN	8	
25	95720-05300	NUT, FLANGE	4	

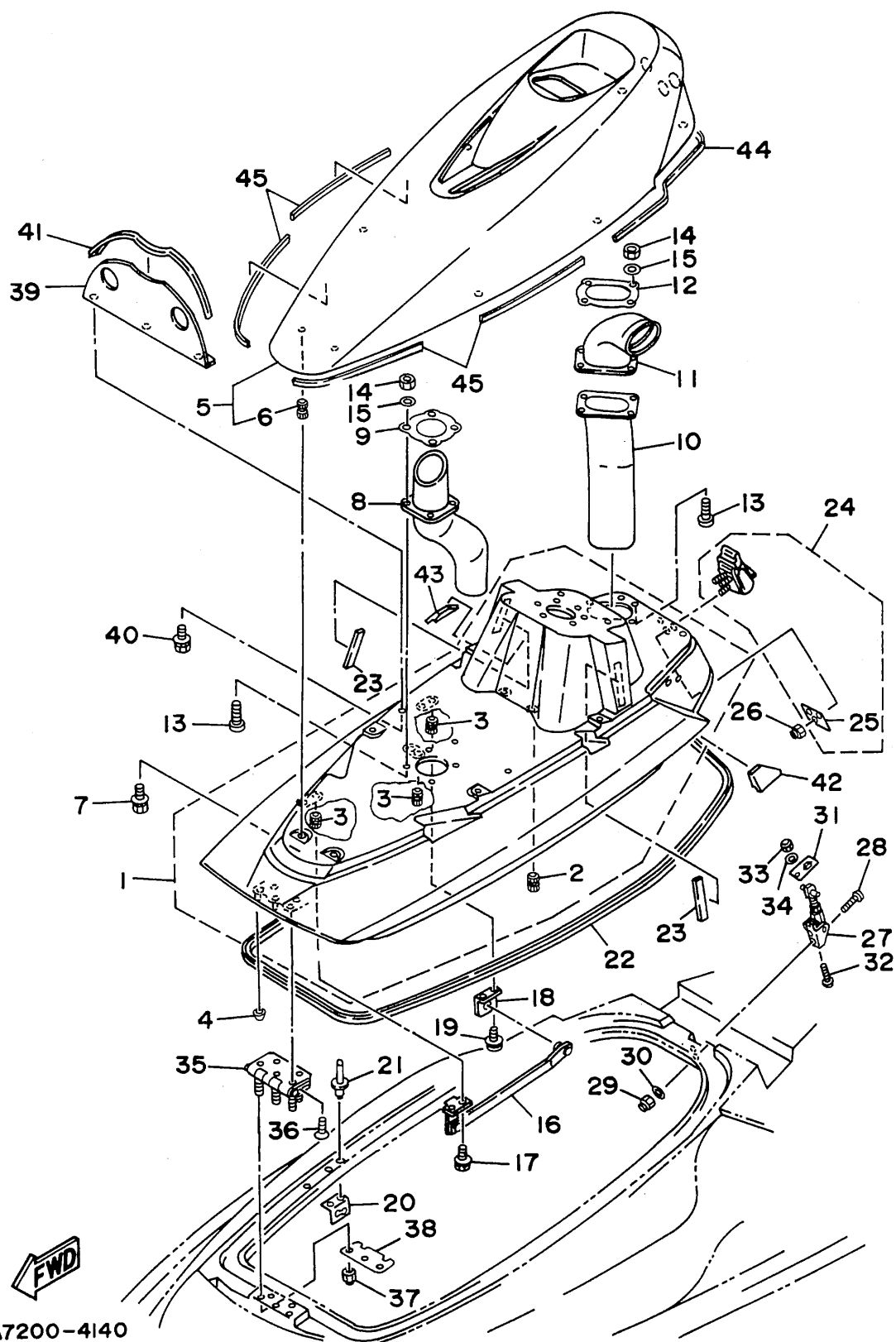
Fig. 14 ENGINE HATCH



GA7200-4140

REF. NO.	PART NO.	DESCRIPTION	Q'TY	REMARKS
1	GA7-6516A-00-P1	ENGINE HATCH COMP.	1	VIVID RED SOLID C
2	90179-08927	.NUT	2	
3	90179-06926	.NUT	6	
4	GA7-63768-00	CUSHION, RUBBER	2	
5	GA7-5616N-00-PO	COVER, ENGINE HATCH	1	VIOLET SOLID 6
6	90179-06926	.NUT	8	
7	90119-06913	BOLT, WITH WASHER	8	
8	GA7-6213F-00	HOSE, VENTILATOR 1	1	
9	GA7-6213H-00	PLATE, HOSE 1	1	
10	GA7-6213G-00	HOSE, VENTILATOR 2	1	
11	GA7-6213K-00	HOSE, VENTILATOR 3	1	
12	GA7-6213J-00	PLATE, HOSE 2	1	
13	98580-05525	SCREW, PAN HEAD	8	
14	95720-05300	NUT, FLANGE	8	
15	92990-05200	WASHER, PLAIN	8	
16	GA7-62891-00	SUPPORT, HATCH	1	
17	90159-06901	SCREW, WITH WASHER	2	
18	FN8-62892-00	FIX, PLATE	1	
19	90159-06901	SCREW, WITH WASHER	2	
20	FN8-62884-00	BRACKET, HATCH SUPPORT	1	
21	90267-48940	RIVET, BLIND	2	
22	GA7-62664-00	PACKING	1	
23	GA7-6266B-00	PACKING 3	2	
24	FJ0-62840-01	HATCH LOCK ASSY	1	
25	FJ0-6284F-00	.PLATE, HATCH LOCK	1	
26	95720-05300	NUT, FLANGE	3	
27	EU0-62843-02	HOOK, HATCH LOCK	1	
28	98580-05020	SCREW, PAN HEAD	2	

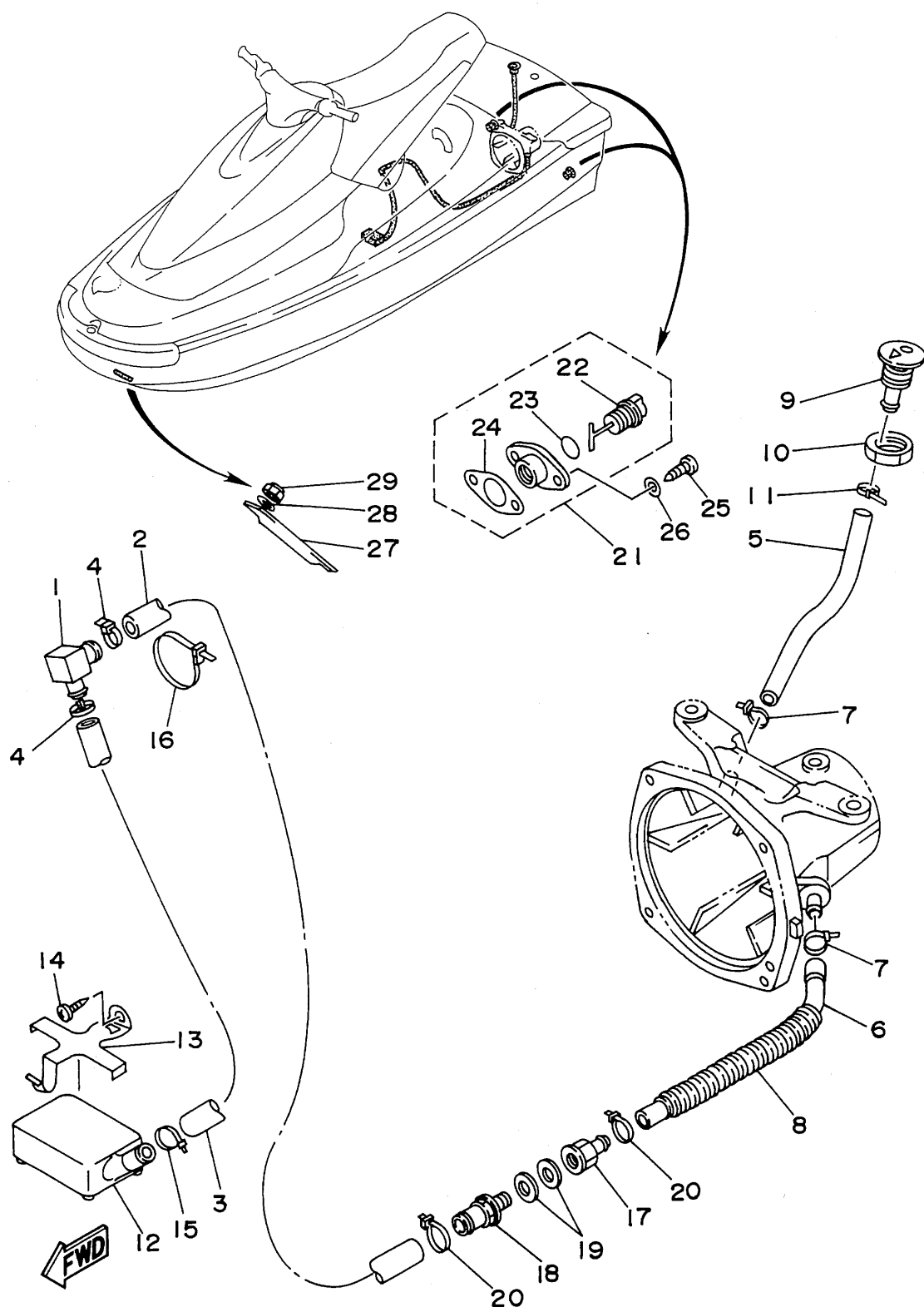
Fig. 14 ENGINE HATCH



GA7200-4140

REF. NO.	PART NO.	DESCRIPTION	Q'TY	REMARKS
29	95720-05300	NUT, FLANGE	2	
30	92990-05200	WASHER, PLAIN	2	
31	GA7-6519B-00	STOPPER, HATCH HOOK	1	
32	98580-05010	SCREW, PAN HEAD	1	
33	95380-05800	NUT	1	
34	92990-05200	WASHER, PLAIN	1	
35	90600-70069	HINGE	1	
36	98780-05012	SCREW, FLAT HEAD	5	
37	95720-05300	NUT, FLANGE	5	
38	GA7-65193-00	PLATE	1	
39	GA7-6213N-00	PARTITION	1	
40	90119-06920	BOLT, WITH WASHER	3	
41	GA7-6266G-00	PACKING 8	1	
42	GA7-6517M-00	PAD, HATCH 1	1	
43	GA7-6517N-00	PAD, HATCH 2	1	
44	90656-67100	PACKING 48	1	L=0.96M
45	90656-67100	PACKING 48	4	L=0.25M

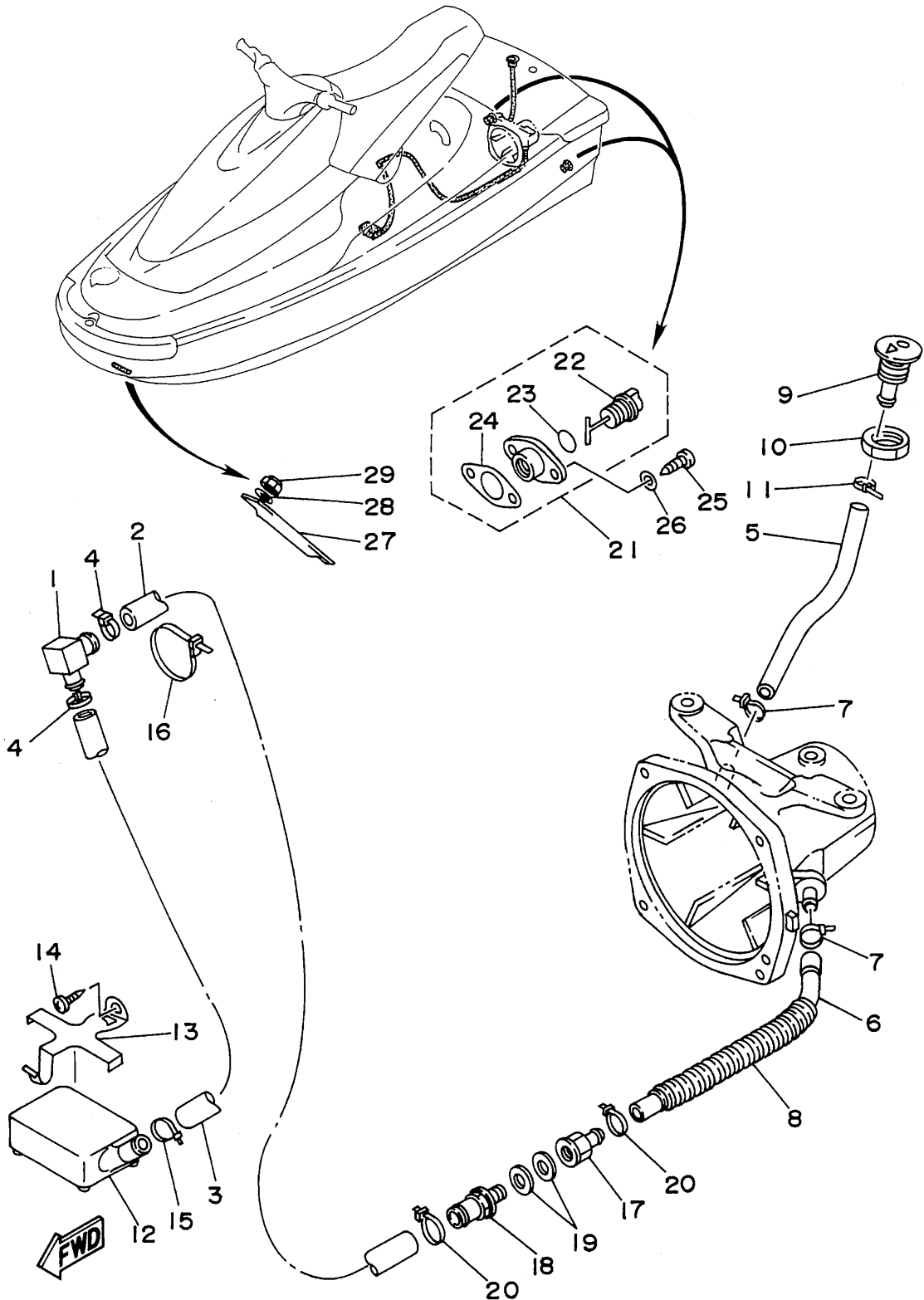
Fig. 15 HULL. DECK



GA72010-3150

REF. NO.	PART NO.	DESCRIPTION	Q'TY	REMARKS
1	61X-51162-00	JOINT, HOSE	1	
2	90445-19M02	HOSE	1	
3	90445-19M01	HOSE	1	
4	90465-13M11	CLAMP	2	
5	62E-51673-00	PIPE 1	1	
6	90445-14M19	HOSE	1	
7	90465-13M11	CLAMP	2	
8	90446-20M39	HOSE	1	
9	FN8-6269B-00	SPOUT	1	
10	EU0-61652-00	NUT	1	
11	90465-13M11	CLAMP	1	
12	GD0-6761D-00	STRAINER, BILGE	1	
13	EW2-67618-00	BASE, STRAINER BLIGE	1	
14	97780-50114	SCREW, PAN HEAD TAPPING	1	
15	90465-13M11	CLAMP	1	
16	90601-20006	NYLON CLIP 1	1	
17	90604-80759	CONNECTION, THRU-HULL 1/4	1	
18	90604-80775	THROUGH, HULL CONNECTION	1	
19	90430-13909	GASKET	2	
20	90465-13M11	CLAMP	2	
21	EU0-62280-00	DRAIN PLUG ASSY	2	
22	EU0-62282-00	.PLUG, DRAIN	1	
23	EU0-62283-00	.O-RING	1	
24	EU0-62285-01	.PACKING, DRAIN	1	
25	97780-50520	SCREW, TAPPING	4	
26	92990-05200	WASHER, PLAIN	4	
27	FN8-61624-01	BOWEYE 1 (S)	1	
28	92990-08200	WASHER, PLAIN	2	

Fig. 15 HULL. DECK



GA72010-3150

REF. NO.	PART NO.	DESCRIPTION	Q'TY	REMARKS
29	95720-08300	NUT, SELF-LOCKING	2	

This exploded view diagram illustrates the assembly of a boat's transom. The components are numbered as follows:

- 1**: Transom plate (bottom)
- 2**: Bolt
- 3**: Washer
- 4**: Bolt
- 5**: Bolt
- 6**: Bolt
- 7**: Bolt
- 8**: Bolt
- 9**: Bolt
- 10**: Bolt
- 11**: Bolt
- 12**: Bolt
- 13**: Bolt
- 14**: Bolt
- 15**: Bolt
- 16**: Transom plate (top)
- 17**: Transom plate (middle)
- 18**: Transom plate (bottom)
- 19**: Transom plate (bottom)
- 20**: Transom plate (bottom)
- 21**: Transom plate (bottom)
- 22**: Transom plate (bottom)
- 23**: Transom plate (bottom)
- 24**: Transom plate (bottom)
- 25**: Transom plate (bottom)
- 26**: Bolt
- 27**: Bolt
- 28**: Bolt

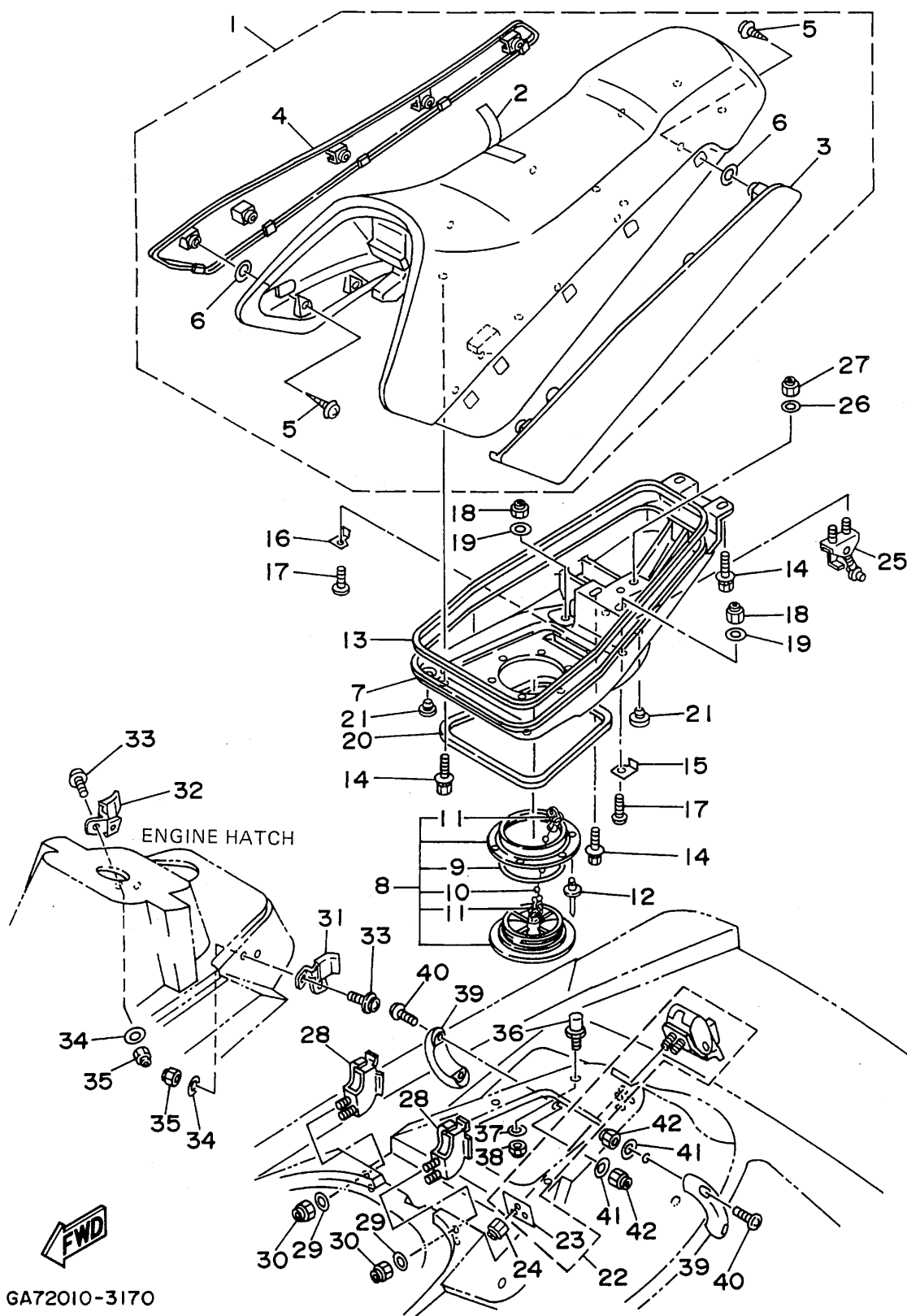
The diagram shows the transom plate (1) being bolted to the hull (2, 3, 4, 5, 6, 7, 8, 9, 10, 11, 12, 13, 14, 15). The transom plate (16) is shown being bolted to the transom plate (17). The transom plate (18) is shown being bolted to the transom plate (19). The transom plate (20) is shown being bolted to the transom plate (21). The transom plate (22) is shown being bolted to the transom plate (23). The transom plate (24) is shown being bolted to the transom plate (25). The transom plate (26) is shown being bolted to the transom plate (27). The transom plate (28) is shown being bolted to the transom plate (29).

FWD

—47—

REF. NO.	PART NO.	DESCRIPTION	Q'TY	REMARKS
1	GA7-62501-00	BOW GUNWALE COMP.	1	
2	92990-06200	WASHER, PLAIN	4	
3	95380-06800	NUT	4	
4	GA7-6251D-00	GUNWALE, STERN 1	1	
5	GA7-6251E-00	GUNWALE, STERN 2	1	
6	GA7-6252C-00	COVER, GUNWALE 1	1	
7	90149-06975	SCREW	13	
8	90149-06971	SCREW	2	
9	92990-06200	WASHER, PLAIN	15	
10	92995-06100	WASHER	15	
11	95380-06800	NUT	15	
12	90149-05937	SCREW	2	
13	FN8-61651-00	ROPE HOLE	2	
14	EU0-61652-00	NUT	2	
15	GA7-63581-00	MAT, UPPER	1	
16	GA7-6351H-01	MAT, STEP 1	1	
17	GA7-6351J-01	MAT, STEP 2	1	
18	GA7-65983-00	BOX, FIRE EXTINGUISHER	1	
19	GA7-65984-00	GROMMET	1	
20	GA7-62720-10	INSPECTION COVER ASSY	1	
21	93211-03902	.RING	1	
22	EU0-67835-30	.CHAIN BALL	1	
23	EU0-67839-00	.COUPLING	2	
24	GA7-6593J-00	PLATE, FIRE EXTINGUISHER	1	
25	98780-04035	SCREW, FLAT HEAD	6	
26	GA7-6593H-00	BRKT. FIRE EXTINGUISHER	1	
27	90119-06902	BOLT, WITH WASHER	2	
28	90119-06901	BOLT, WITH WASHER	2	

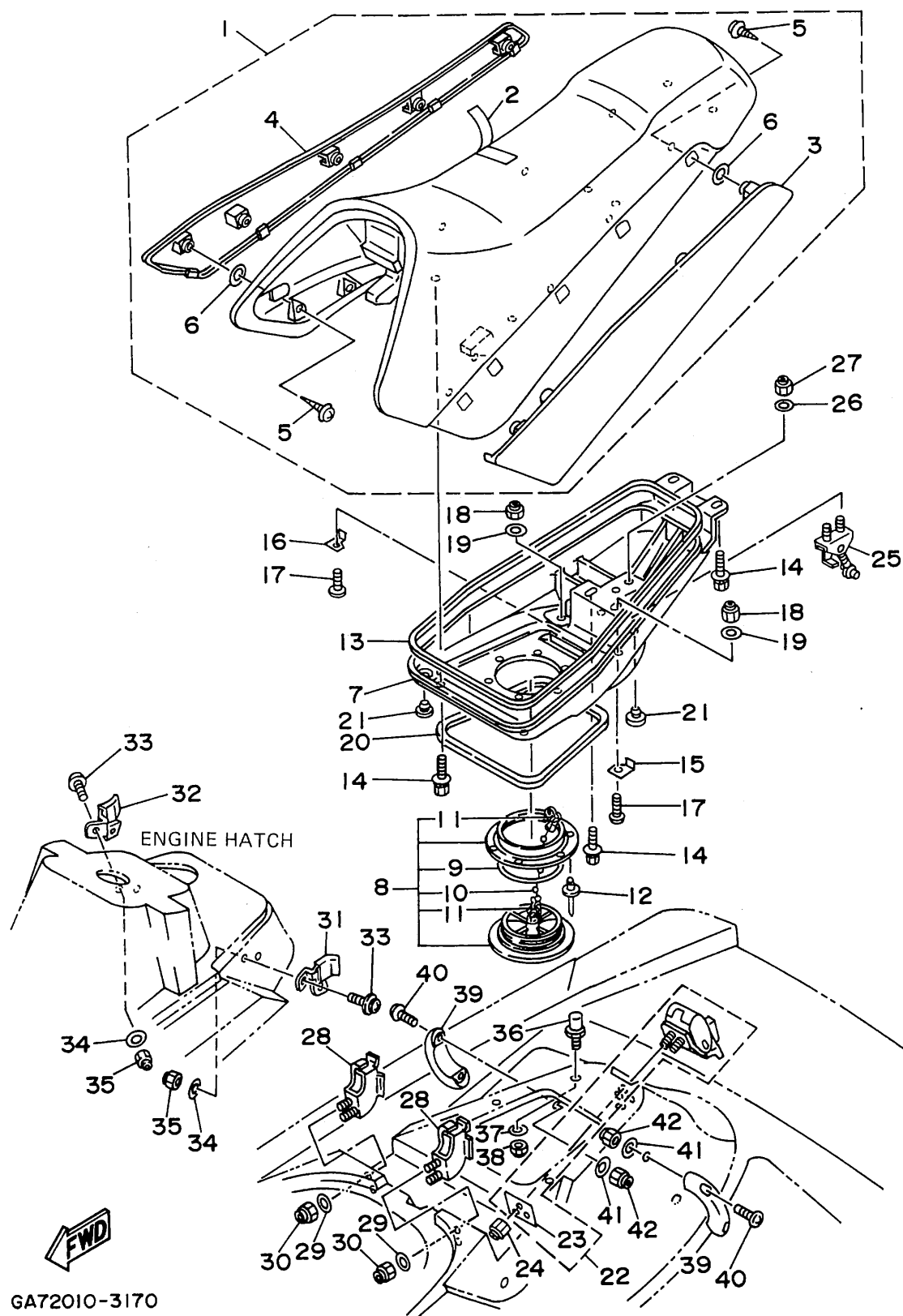
Fig. 17 SEAT • UNDER LOCKER



GA72010-3170

REF. NO.	PART NO.	DESCRIPTION	Q'TY	REMARKS
1	GA7-6371A-01	DOUBLE SEAT ASSY	1	
2	GA7-6371B-00	.COVER, SEAT 1	1	
3	GA7-6377B-00	.COVER, SIDE 1	1	
4	GA7-6377C-00	.COVER, SIDE 2	1	
5	90149-05984	.SCREW, WITH WASHER	10	
6	GA7-6371L-00	.SEAL 2	10	
7	GA7-63742-00-P1	BASE, SEAT 1	1	VIVID RED SOLID C
8	GA7-62720-10	INSPECTION COVER ASSY	1	
9	93211-03902	.RING	1	
10	EU0-67835-30	.CHAIN BALL	1	
11	EU0-67839-00	.COUPLING	2	
12	90267-40937	RIVET, BLIND	6	
13	GA7-6266D-00	PACKING 5	1	
14	90119-06902	BOLT, WITH WASHER	6	
15	GA7-6377K-00	PLATE, SEAT STOPPER 1	1	
16	GA7-6377L-00	PLATE, SEAT STOPPER 2	1	
17	98580-05016	SCREW, PAN HEAD	2	
18	95720-05300	NUT, FLANGE	2	
19	92990-05200	WASHER, PLAIN	2	
20	GA7-6266C-00	PACKING 4	1	
21	22W-24741-00	PAD, SEAT	4	
22	FJ0-62840-01	HATCH LOCK ASSY	1	
23	FJ0-6284F-00	.PLATE, HATCH LOCK	1	
24	95720-05300	NUT, FLANGE	3	
25	GA7-6371G-00	HOOK	1	
26	92990-06200	WASHER, PLAIN	2	
27	95720-06300	NUT, SELF-LOCKING	2	
28	GA7-6378C-00	STAY, SEAT 1	2	

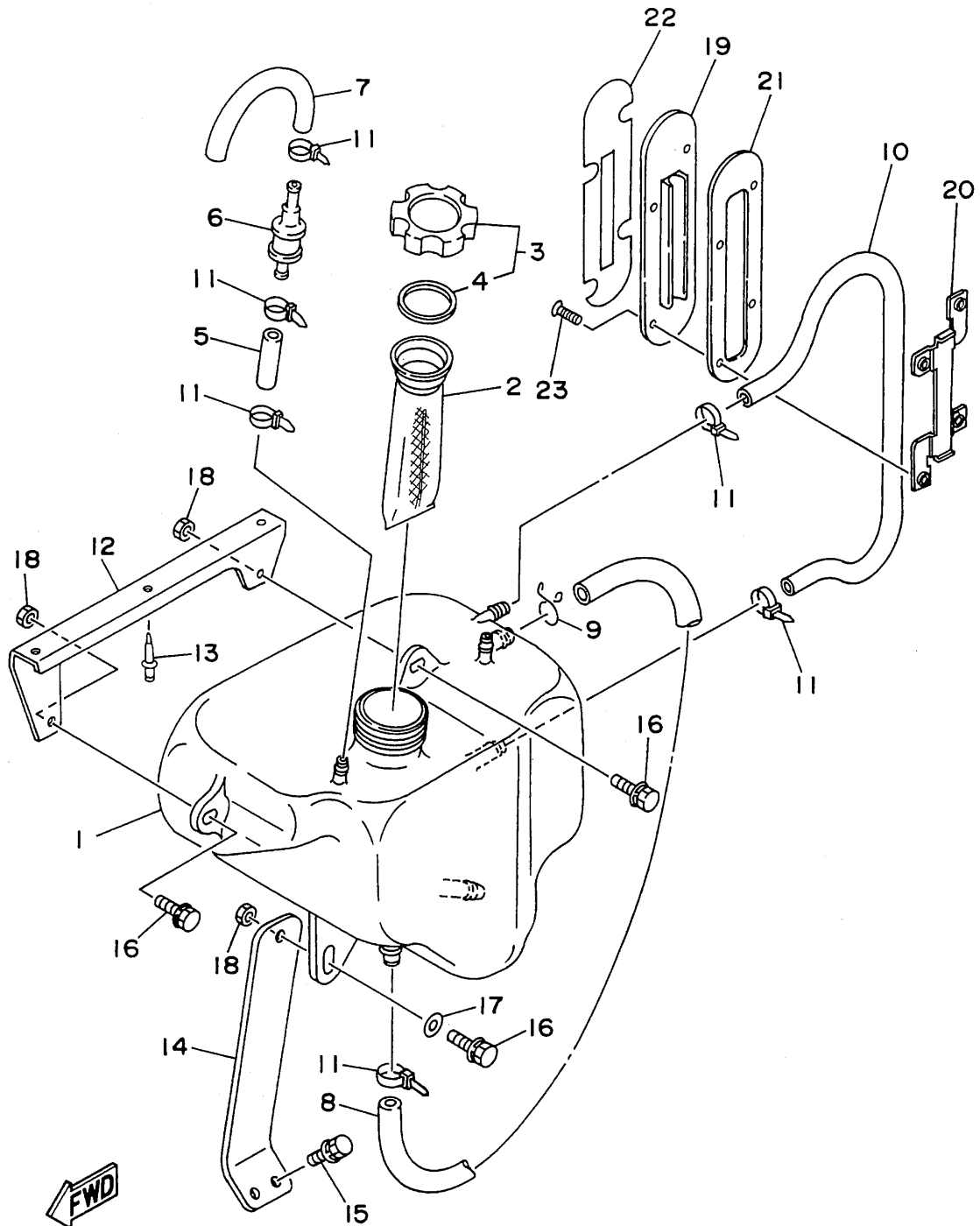
Fig. 17 SEAT • UNDER LOCKER



GA72010-3170

REF. NO.	PART NO.	DESCRIPTION	Q'TY	REMARKS
29	92990-06200	WASHER, PLAIN	4	
30	95720-06300	NUT, SELF-LOCKING	4	
31	GA7-6378F-00	STAY, SEAT 4	1	
32	GA7-6378G-00	STAY, SEAT 5	1	
33	90159-06902	SCREW, WITH WASHER	4	
34	92990-06200	WASHER, PLAIN	4	
35	95720-06300	NUT, SELF-LOCKING	4	
36	GA7-6131B-00	PIN, STOPPER	2	
37	92990-10200	WASHER, PLAIN	2	
38	95720-10300	NUT	2	
39	GA7-6271B-10	GRIP, HAND	2	
40	90149-06973	SCREW	4	
41	90201-065F3	WASHER, PLATE	4	
42	95720-06300	NUT, SELF-LOCKING	4	

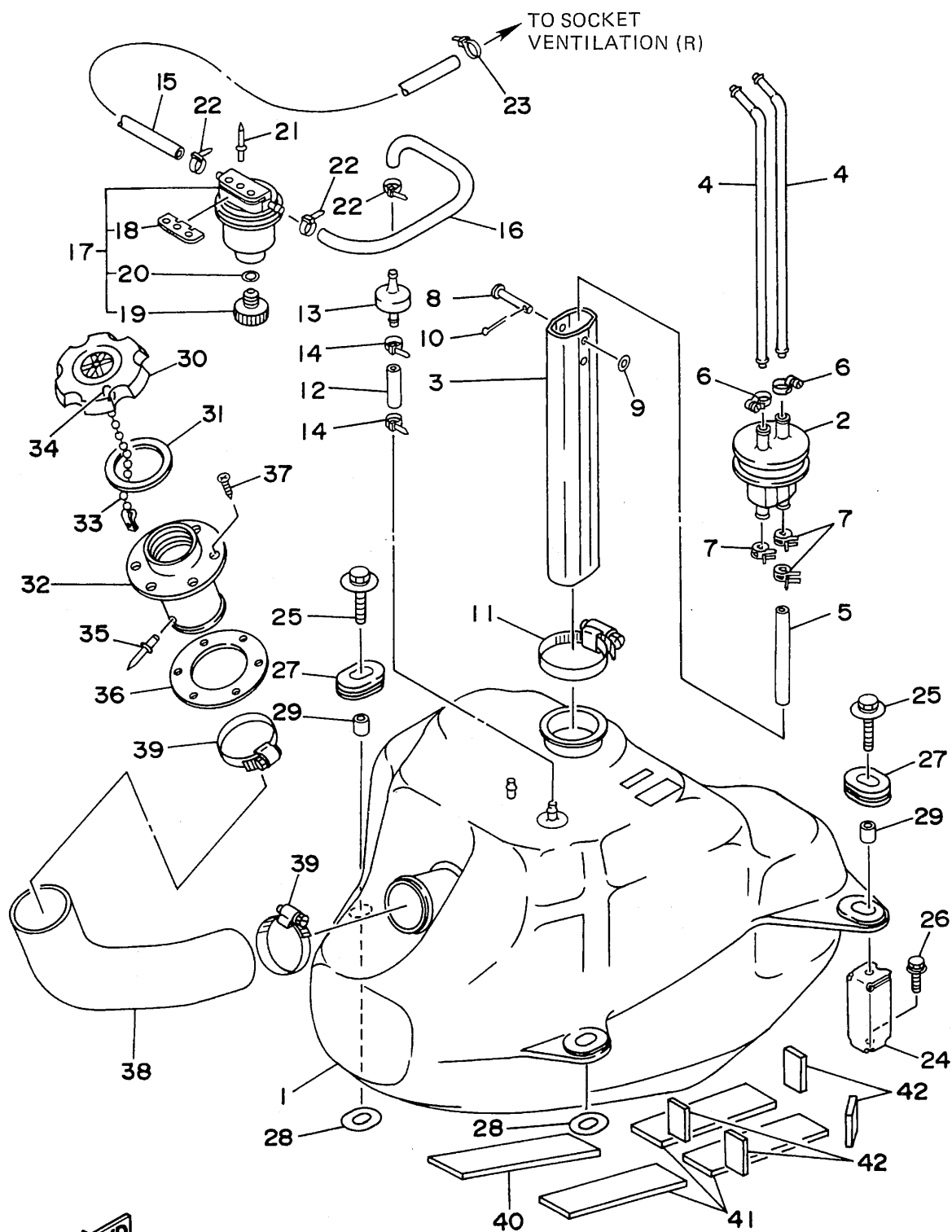
Fig. 18 OIL TANK (FOR OIL INJECTION)



GA76010-5180

REF. NO.	PART NO.	DESCRIPTION	Q'TY	REMARKS
1	GA7-6775B-10	TANK, OIL	1	
2	FJ0-67752-00	FILTER	1	
3	FJ0-67840-00	OIL TANK CAP ASSY	1	
4	FJ0-67841-00	.PACKING, OIL CAP	1	
5	90445-09901	HOSE	1	
6	FJ0-67766-00	ROLL OVER VALVE	1	
7	FJ0-62158-00	HOSE	1	
8	90446-11905	HOSE	1	
9	90467-11019	CLIP	1	
10	90446-09907	HOSE	1	
11	90465-11M10	CLAMP	6	
12	GA7-6775F-01	BRACKET, OIL TANK	1	
13	90267-48938	RIVET, BLIND	3	
14	GA7-6775L-01	BRACKET, OIL TANK 2	1	
15	90119-06913	BOLT, WITH WASHER	2	
16	90119-06902	BOLT, WITH WASHER	3	
17	90201-08929	WASHER, PLATE	1	
18	95720-06300	NUT, NYLON	3	
19	GA7-6775D-00	GAUGE, LEVEL	1	
20	GA7-6775H-00	BASE, LEVEL GAUGE	1	
21	GA7-6775E-00	PACKING	1	
22	GA7-6412B-00	LABEL, OIL GAUGE	1	
23	90149-05985	SCREW	4	

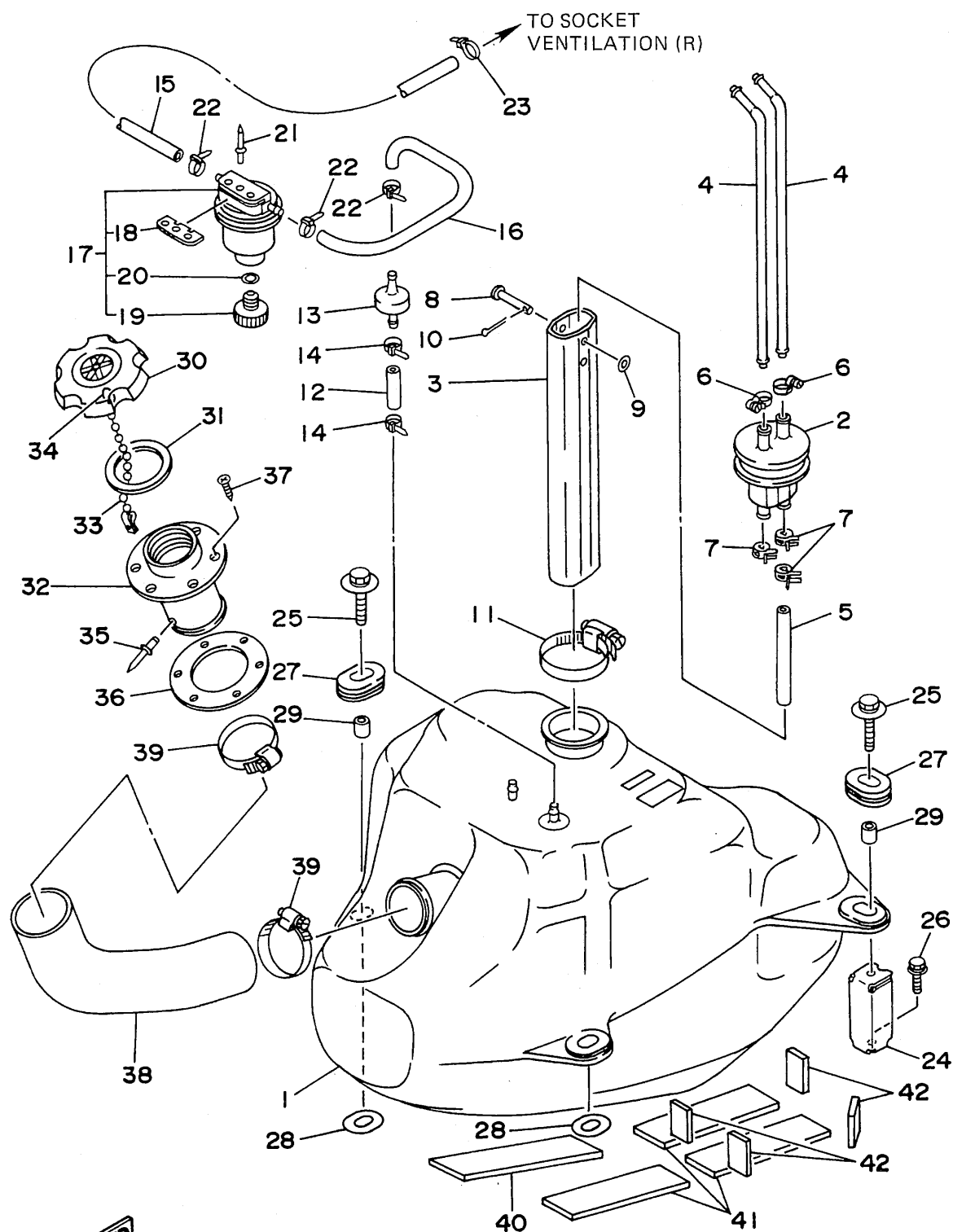
Fig. 19 FUEL TANK



GA7200-4190

REF. NO.	PART NO.	DESCRIPTION	Q'TY	REMARKS
1	GA7-67711-01	TANK, FUEL	1	
2	FJ0-67713-00	PIPE, JOINT	1	
3	EW2-67716-00	SLEEVE 1	1	
4	FN8-67714-00	PIPE, SUCTION 3	2	
5	90445-11903	HOSE	1	
6	90601-11062	BAND, HOSE 11	2	
7	90467-11044	CLIP	3	
8	91790-05040	PIN, CLEVIS	1	
9	92990-05600	WASHER, PLATE	1	
10	91490-16010	PIN, COTTER	1	
11	90601-16274	NYLON CLIP 1	1	
12	GA7-6785G-00	HOSE, AIR VENT	1	
13	EU0-67767-31	CHECK, VALVE	1	
14	90465-11M10	CLAMP	2	
15	GA7-6785H-00	HOSE, AIR VENT 3	1	
16	FJ0-67856-40	HOSE, AIR VENT 5	1	
17	EW2-62140-00	FILTER, VENT ASSY	1	
18	EW2-62142-00	.PLATE, FILTER	1	
19	70R-24543-00	.PLUG, DRAIN	1	
20	70R-24489-00	.O-RING, SEPARATER 2	1	
21	90267-48940	RIVET, BLIND	3	
22	90465-11M10	CLAMP	3	
23	90601-20005	BAND	1	
24	FN8-67777-31	FIX, FUEL TANK	2	
25	90119-08916	BOLT, WITH WASHER	4	
26	90119-08903	BOLT, WITH WASHER	2	
27	90480-19906	GROMMET	4	
28	GA7-6774B-00	PLATE, GROMMET	2	

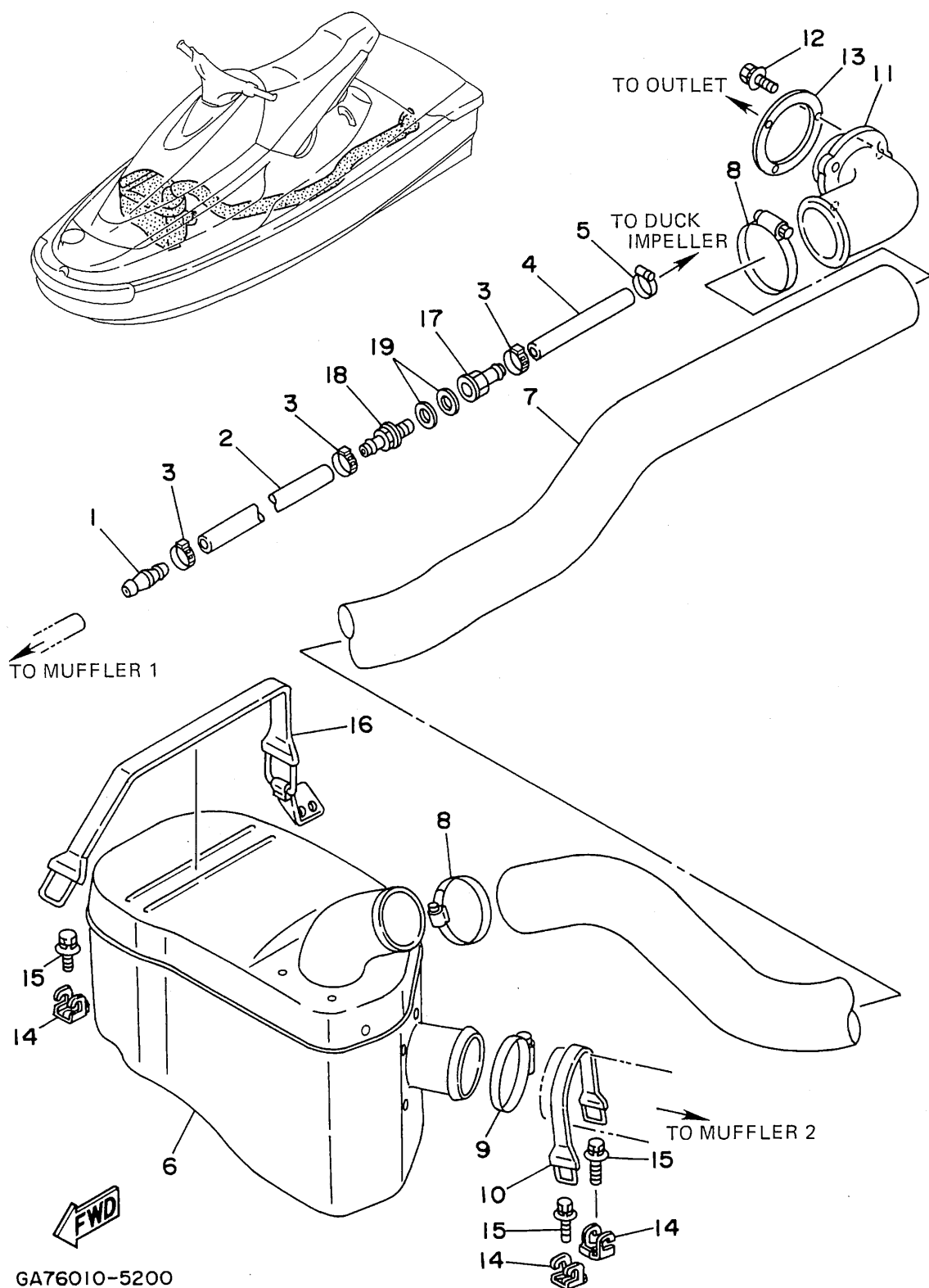
Fig. 19 FUEL TANK



GA7200-4190

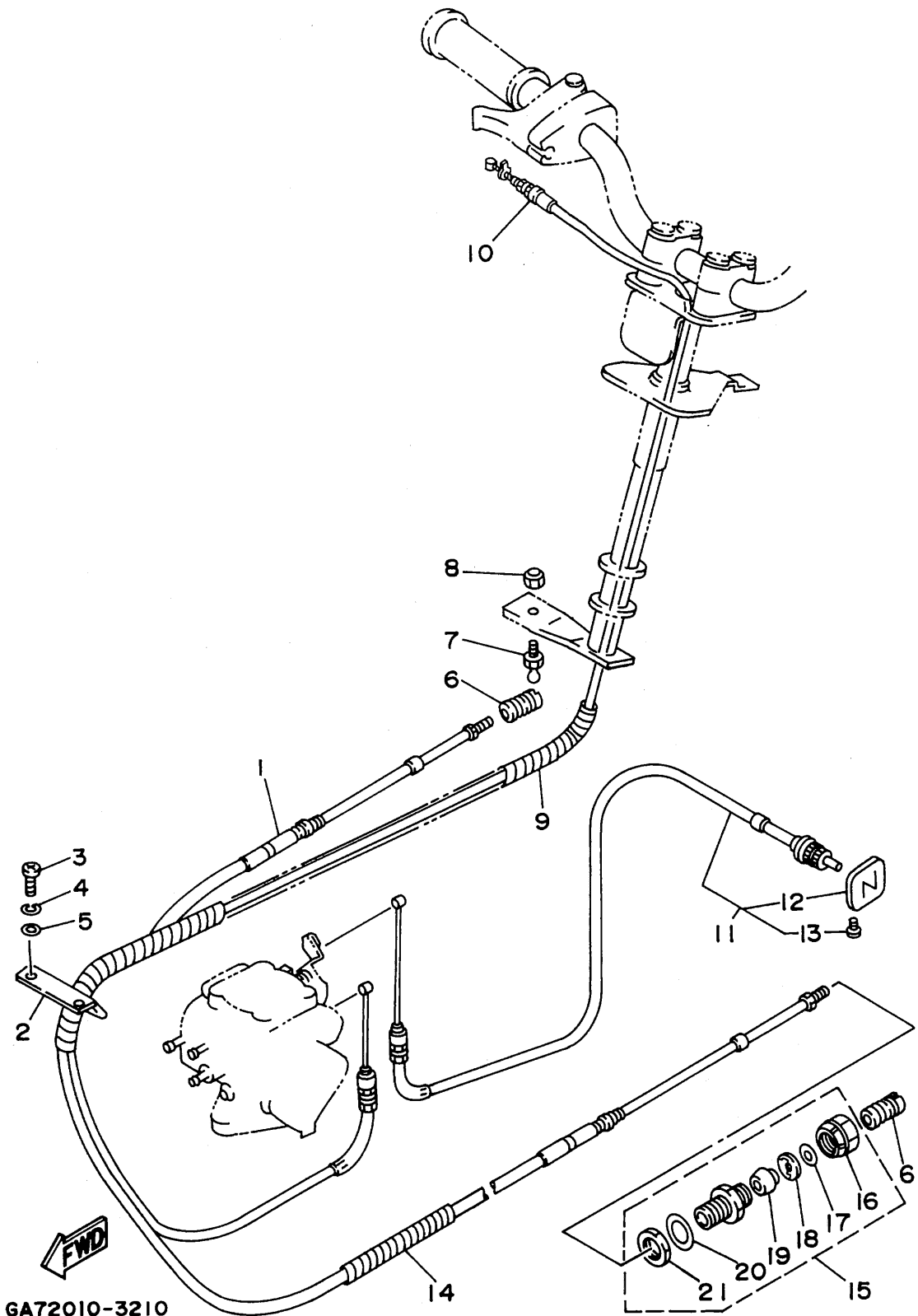
REF. NO.	PART NO.	DESCRIPTION	Q'TY	REMARKS
29	90387-08906	COLLAR	4	
30	FN8-67831-00	CAP, FUEL FILLER	1	
31	EU0-67832-00	PACKING 1	1	
32	FN8-67833-00	SOCKET	1	
33	EU0-67835-00	CHAIN BALL	1	
34	EU0-67839-00	COUPLING	1	
35	90267-40935	RIVET, BLIND	1	
36	EU0-67834-00	PACKING, FUEL FILLER	1	
37	EU0-67869-00	SCREW, FLAT HEAD	6	
38	GA7-67844-00	HOSE	1	
39	90601-15573	NYLON CLIP 1	2	
40	GA7-6759B-00	MAT 1	1	
41	GA7-6759C-00	MAT 2	3	
42	GA7-6759D-00	MAT 3	4	

Fig. 20 EXHAUST 2



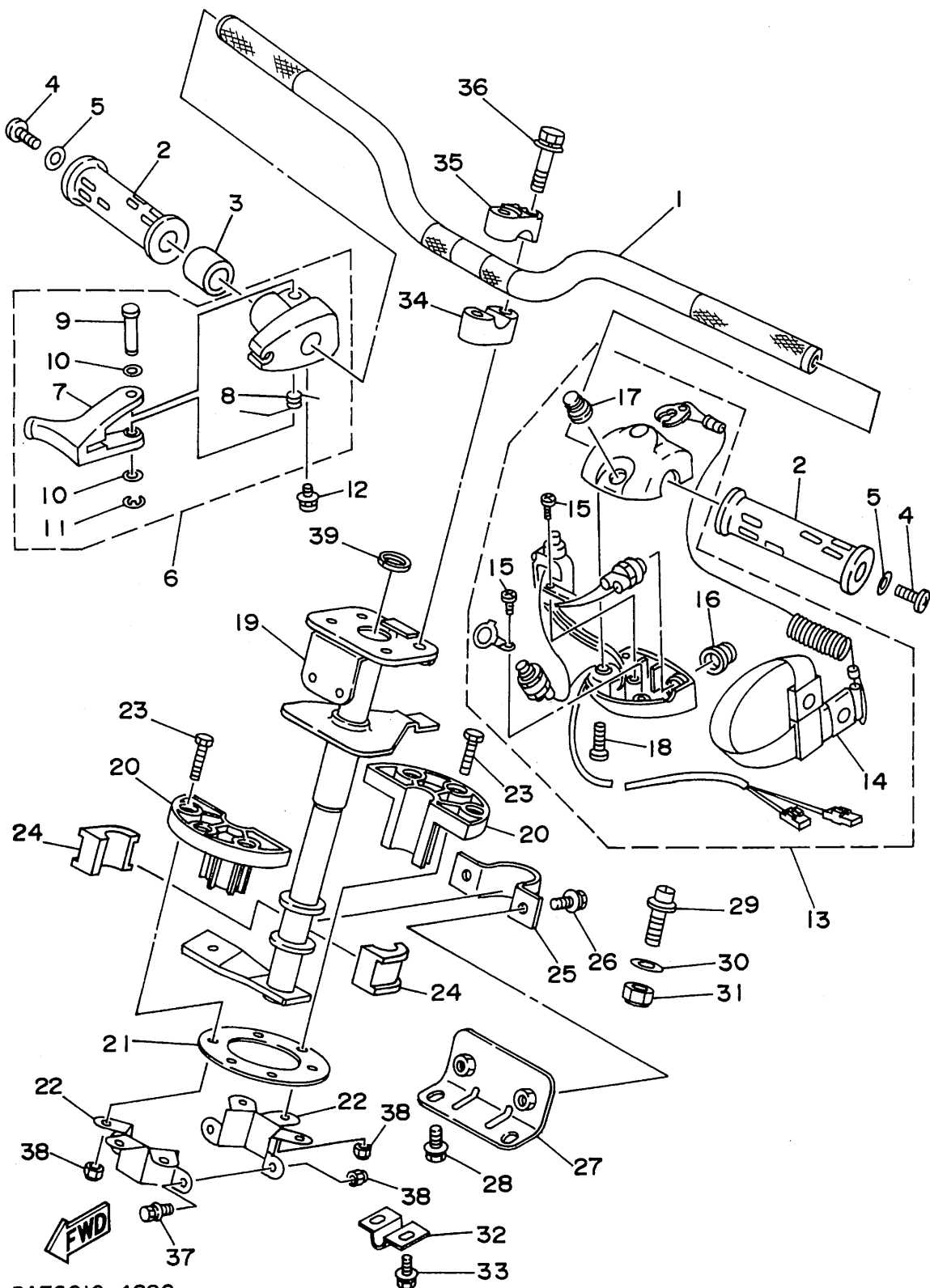
REF. NO.	PART NO.	DESCRIPTION	Q'TY	REMARKS
1	6M6-51142-00	CONNECTION 1	1	
2	90445-14M18	HOSE	1	
3	90601-11583	EAR, CLAMP	3	
4	90445-14M20	HOSE	1	
5	90601-11062	BAND, HOSE	1	
6	GA7-67550-00	WATER LOCK	1	
7	GA7-67555-00	HOSE	1	
8	90601-16875	NYLON CLIP 1	2	
9	90601-17543	NYLON CLIP 1	1	
10	GA7-6756E-00	BAND, WATER LOCK	1	
11	FN8-67565-01	THRU-HULL	1	
12	90119-05912	BOLT, WITH WASHER	3	
13	GA7-67525-00	PACKING	1	
14	EU0-65772-30	HOOK A	3	
15	90119-06913	BOLT, WITH WASHER	3	
16	GA7-67570-00	HOOK C	1	
17	90604-80757	CONNECTION, THRU-HULL 1/4	1	
18	90604-80758	CONNECTION, THRU-HULL 1/4	1	
19	90430-13909	GASKET	2	

Fig. 21 CONTROL CABLE



REF. NO.	PART NO.	DESCRIPTION	Q'TY	REMARKS
1	GA7-61481-00	CABLE, STEERING	1	
2	EU0-61557-01	GUIDE, CABLE	1	
3	98580-04016	SCREW, PAN HEAD	2	
4	92990-04100	WASHER, SPRING	2	
5	92990-04600	WASHER, PLATE	2	
6	EU0-61461-30	SHAFT, JOINT BALL	2	
7	EU0-61461-01	STUD, JOINT BALL	1	
8	95720-06300	NUT, SELF-LOCKING	1	
9	90699-36085	SPIRAP 11	1	
10	EU0-67252-02	CABLE, THROTTLE 1	1	
11	GA7-67242-00	CABLE, CHOKE	1	
12	EW2-67243-00	.KNOB	1	
13	90149-03930	.SCREW	1	
14	90699-36020	SPIRAL TUBE 11	1	
15	EU0-67267-00	CONNECTOR, CABLE	1	
16	EU0-62694-00	.CAP	1	
17	EU0-61446-00	.WASHER 30	1	
18	EU0-61486-00	.STOPPER	1	
19	EU0-61435-00	.SEAL, PIPE 30	1	
20	EU0-61438-00	.PACKING (C)	1	
21	EU0-62241-30	.NUT, DRAIN 1	1	

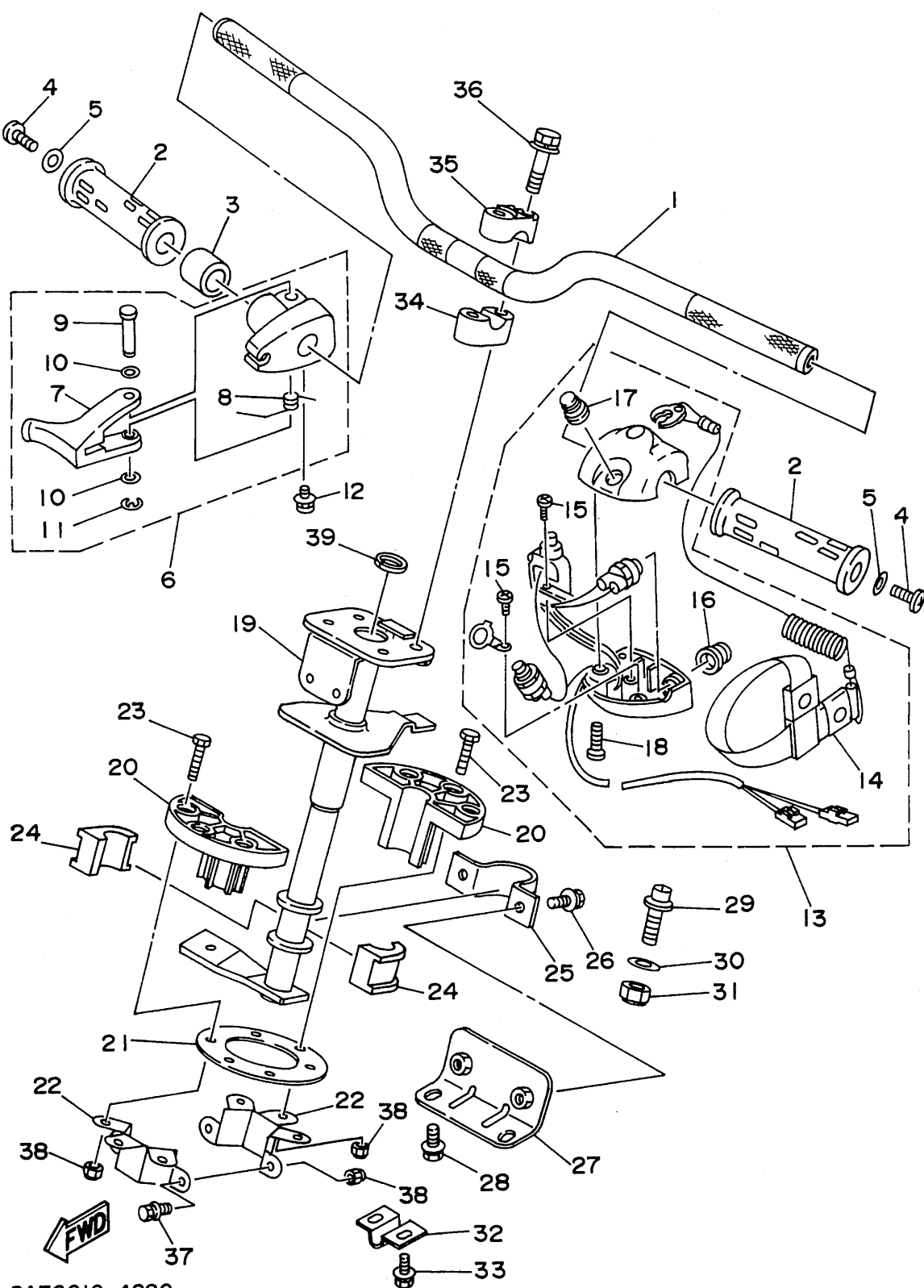
Fig. 22 STEERING 1



GA76010-4220

REF. NO.	PART NO.	DESCRIPTION	Q'TY	REMARKS
1	GA7-61552-00	HANDLE	1	
2	EW2-61553-00	GRIP, HANDLE 1	2	
3	90560-22281	SPACER	1	
4	90149-05959	SCREW	2	
5	90201-05928	WASHER, PLATE	2	
6	EW2-67250-01	THROTTLE LEVER ASSY	1	
7	EW2-67255-00	.LEVER, THROTTLE	1	
8	EW2-67256-00	.SPRING	1	
9	EW2-67257-00	.SHAFT	1	
10	EW2-67258-00	.WASHER	2	
11	EW2-67259-00	.E-RING	1	
12	90159-05900	SCREW, WITH WASHER	1	
13	GA7-68310-00	SWITCH BOX ASSY	1	
14	GA7-6834C-00	.LANYARD, STOP SWITCH	1	
15	97880-03008	.SCREW, PAN HEAD	2	
16	FK7-68312-02	.STOP BUTTON COMP.	1	
17	FK7-68313-01	.START BUTTON COMP.	1	
18	98580-05525	.SCREW, PAN HEAD	2	
19	GA7-61541-00	COLUMN, STEERING	1	
20	EU0-61417-00	COLUMN, STEERING	2	
21	EU0-61439-30	SEAL, RUBBER	1	
22	FN8-6158B-01	JOINT, BEARING 1	2	
23	97095-06030	BOLT	6	
24	8F3-23812-00	PLANE BEARING, STEERING	2	
25	EU0-61588-00	JOINT, BEARING	1	
26	90119-08903	BOLT, WITH WASHER	2	
27	GA7-61433-00	BRACKET, BEARING	1	
28	90119-08903	BOLT, WITH WASHER	2	

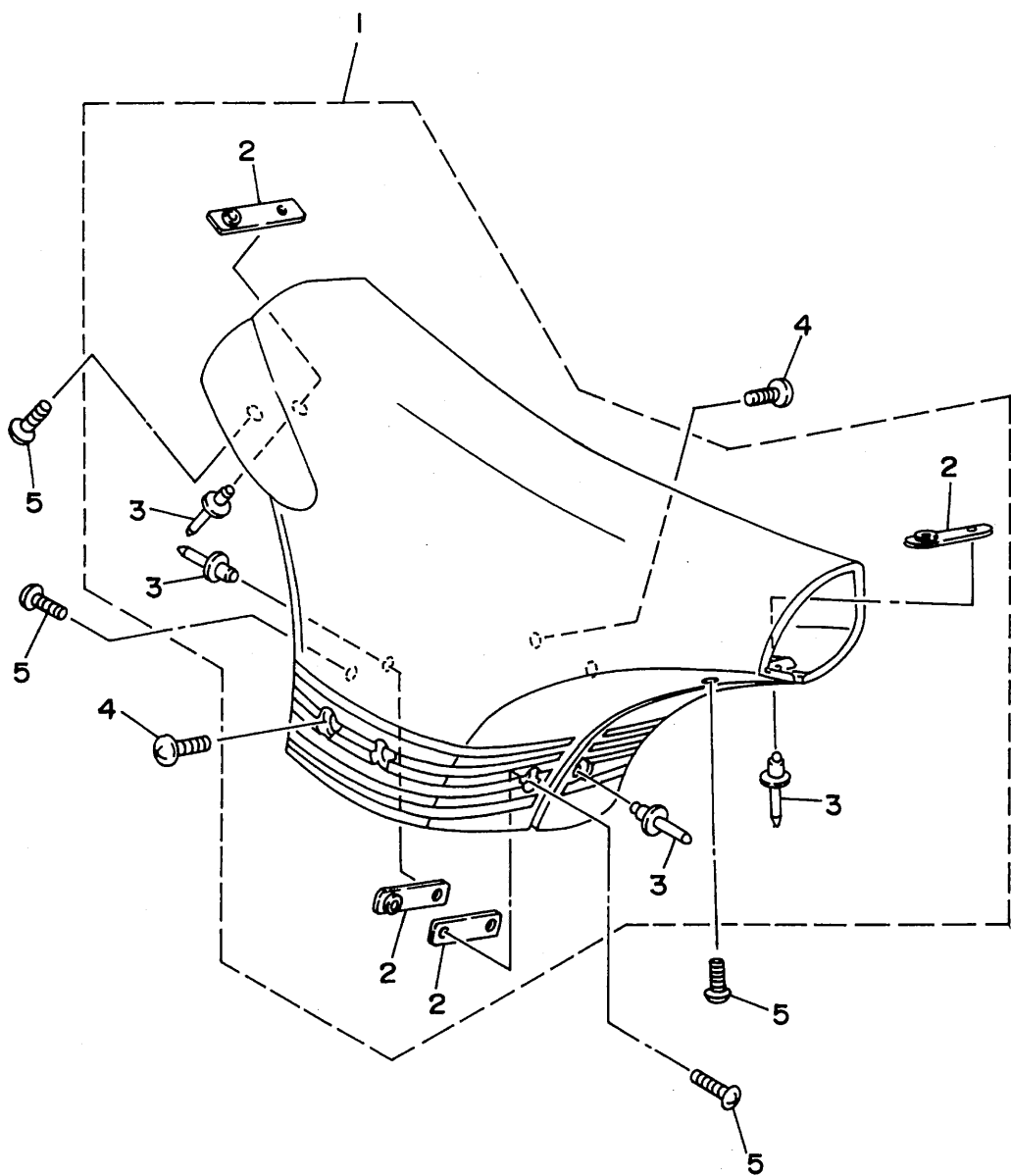
Fig. 22 STEERING 1



GA76010-4220

REF. NO.	PART NO.	DESCRIPTION	Q'TY	REMARKS
29	FN8-6131B-00	PIN, STOPPER	2	
30	92990-10200	WASHER, PLAIN	2	
31	95720-10300	NUT	2	
32	EU0-61468-00	STOPPER CABLE	1	UR FOR JAPAN
	EU0-U1468-00	STOPPER CABLE	1	UR YMUS
33	90119-06926	BOLT, WITH WASHER	2	
34	EU0-23814-01	HOLDER, HANDLE LOWER	2	
35	EU0-23814-30	HOLDER, HANDLE UPPER	2	
36	90119-08925	BOLT, WITH WASHER	4	
37	90119-06913	BOLT, WITH WASHER	2	
38	95720-06300	NUT, SELF-LOCKING	8	
39	EU0-61469-00	PACKING, STEERING COLUMN	1	

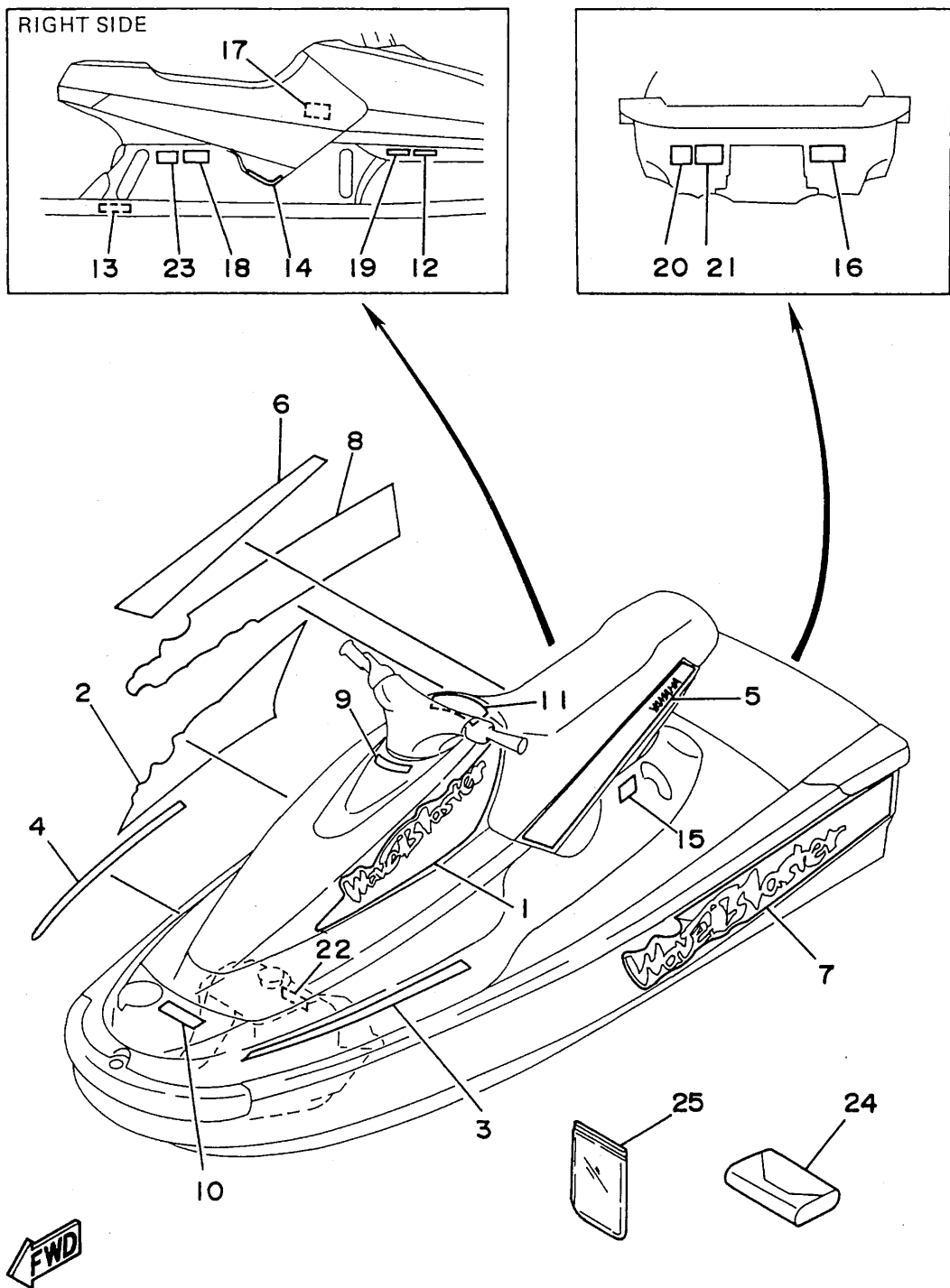
Fig. 23 STEERING 2



GA72010-3230

REF. NO.	PART NO.	DESCRIPTION	Q'TY	REMARKS
1	GA7-6142A-10	STEERING PAD COMP.	1	
2	GA7-6144D-00	.PLATE	4	
3	90267-48934	.RIVET, BLIND	4	
4	90149-05959	SCREW	4	
5	90149-04951	SCREW	4	

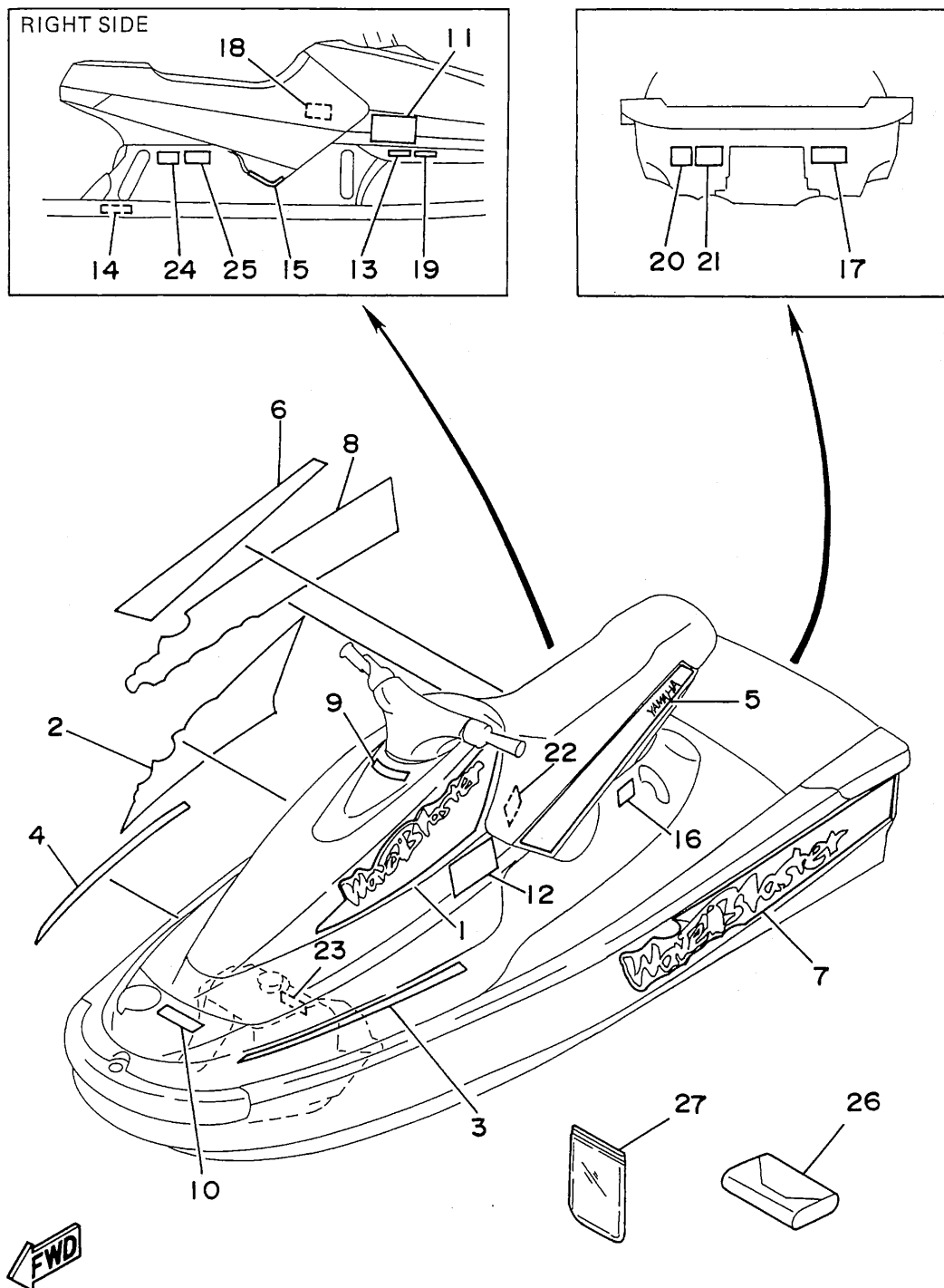
Fig. 24 GRAPHIC 1. TOOL (FOR USA)



GA7A100-5240

REF. NO.	PART NO.	DESCRIPTION	Q'TY	REMARKS
1	GA7-6417B-20	GRAPHIC 1	1	
2	GA7-6417C-20	GRAPHIC 2	1	
3	GA7-6417D-20	GRAPHIC 3	1	
4	GA7-6417E-20	GRAPHIC 4	1	
5	GA7-6417F-20	GRAPHIC 5	1	
6	GA7-6417G-20	GRAPHIC 6	1	
7	GA7-6417H-20	GRAPHIC 7	1	
8	GA7-6417J-20	GRAPHIC 8	1	
9	GA7-64125-00	EMBLEM	1	
10	GA7-6416B-00	LABEL, WARNING (FUEL)	1	
11	GA7-6416C-01	LABEL, WARNING 1	1	
12	GA7-6416F-00	LABEL, WARNING 4	1	
13	GA7-6419B-00	LABEL 1	1	
14	GA7-6419C-00	LABEL 2	1	
15	GA7-6419D-00	LABEL 3	1	
16	FJO-6418G-00	LABEL, CAUTION (DRAIN)	1	
17	GA7-6418B-00	LABEL, CAUTION (BATTERY)	1	
18	GA7-6418E-00	LABEL, USCG.	1	
19	GA7-6418J-01	LABEL, CAUTION (OIL)	1	
20	FJO-64188-00	LABEL, UP RIGHTING	1	
21	FJO-64161-C0	LABEL, WARNING 5	1	
22	GA7-6418D-00	LABEL, FUEL TANK	1	
23	GA7-6418C-00	LABEL, CAUTION	1	
24	EU0-28100-02	TOOL KIT	1	
25	EU0-65901-01	BAG, VINYL	1	

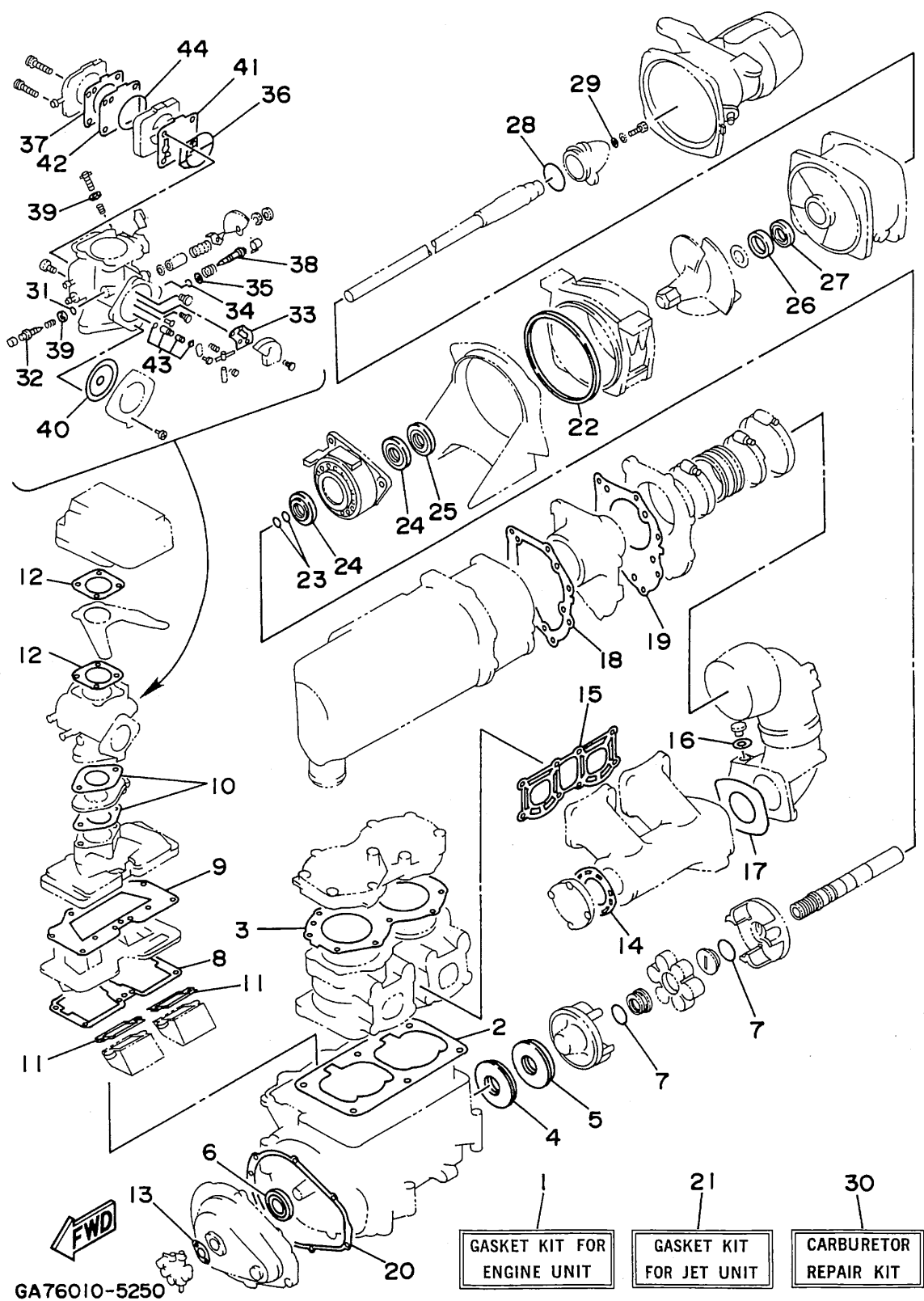
Fig. 25 GRAPHIC 2. TOOL
(FOR CANADA, AUSTRALIA, GUAM, AFRICA)



GA7A100-5250

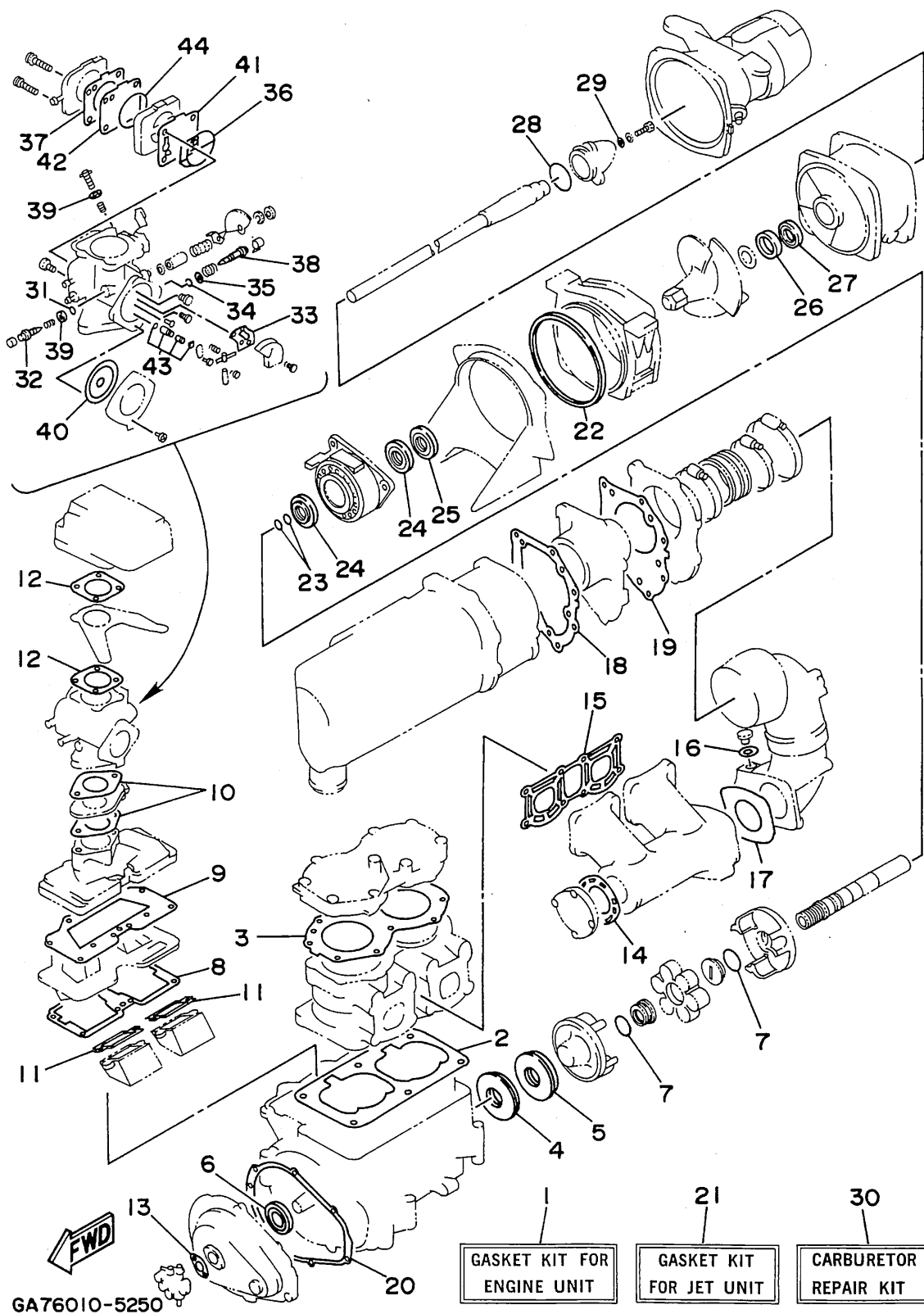
REF. NO.	PART NO.	DESCRIPTION	Q'TY	REMARKS
1	GA7-6417B-20	GRAPHIC 1	1	
2	GA7-6417C-20	GRAPHIC 2	1	
3	GA7-6417D-20	GRAPHIC 3	1	
4	GA7-6417E-20	GRAPHIC 4	1	
5	GA7-6417F-20	GRAPHIC 5	1	
6	GA7-6417G-20	GRAPHIC 6	1	
7	GA7-6417H-20	GRAPHIC 7	1	
8	GA7-6417J-20	GRAPHIC 8	1	
9	GA7-64125-00	EMBLEM	1	FOR CANADA
10	GA7-6416B-20	LABEL, WARNING (FUEL)	1	UR OIL INJECTION
	GDO-6416B-10	LABEL, WARNING (FUEL)	1	UR NON OIL INJECTION
11	GA7-6416C-20	LABEL, WARNING 1	1	
12	GA7-6416C-30	LABEL, WARNING 1	1	
13	GA7-6416F-20	LABEL, WARNING 4	1	UR OIL INJECTION
14	GA7-6419B-20	LABEL 1	1	
15	GA7-6419C-00	LABEL 2	1	
16	GA7-6419D-20	LABEL 3	1	
17	FJO-6418G-A0	LABEL, CAUTION (DRAIN)	1	
18	GA7-6418B-00	LABEL, CAUTION (BATTERY)	1	
19	GA7-6418J-21	LABEL, CAUTION (OIL)	1	UR OIL INJECTION
20	FJO-64188-00	LABEL, UP RIGHTING	1	
21	FJO-64161-E0	LABEL, WARNING 5	1	
22	GA7-6418B-20	LABEL, CAUTION	1	
23	GA7-6418D-00	LABEL, FUEL TANK	1	
24	GA7-6418C-20	LABEL, CAUTION	1	
25	GA7-6418E-00	LABEL, USCG.	1	FOR GUAM
26	EU0-28100-02	TOOL KIT	1	
27	EU0-65901-01	BAG, VINYL	1	

Fig. 26 GASKET KIT



REF. NO.	PART NO.	DESCRIPTION	Q'TY	REMARKS
1	61X-W0001-01	GASKET KIT FOR ENGINE UNIT	1	
2	6M6-11351-A1	.GASKET, CYLINDER	1	
3	61X-11181-A0	.GASKET, CYLINDER HEAD 1	1	
4	93102-36M33	.OIL SEAL	1	
5	93101-36M46	.OIL SEAL	1	
6	93103-32M01	.OIL SEAL	1	
7	93210-30M31	.O-RING	2	FOR PREV. MODEL (~'94)
8	61X-13566-A1	.GASKET	1	
9	61X-13563-A1	.GASKET	1	
10	6M6-13556-A1	.GASKET, MANIFOLD	2	
11	61X-13621-A0	.GASKET, VALVE SEAT	2	
12	6M6-13674-A1	.GASKET, AIR COOLER COVER 1	2	
13	6R8-13116-A0	.GASKET, PUMP CASE	1	FOR OIL INJECTION
14	6M6-14739-A1	.GASKET, MUFFLER DAMPER 1	2	
15	61X-14613-A0	.GASKET, EXHAUST PIPE	1	
16	90430-08020	.GASKET	1	
17	6R7-14749-A0	.GASKET, MUFFLER DAMPER 2	1	
18	6R7-14755-A0	.GASKET, SILENCER	1	
19	6R7-41114-A0	.GASKET, EXHAUST OUTER COVER	1	
20	6M6-81365-A0	.GASKET, HOLE COVER	1	
21	61X-W0001-21	GASKET KIT FOR JET UNIT	1	
22	6R7-51117-01	.PACKING	1	
23	93210-17MA4	.O-RING	2	
24	93101-25M55	.OIL SEAL	2	
25	93101-25M56	.OIL SEAL	1	
26	93102-25M34	.OIL SEAL	1	
27	93101-25M50	.OIL SEAL	1	
28	93210-46M16	.O-RING	1	

Fig. 26 GASKET KIT



REF. NO.	PART NO.	DESCRIPTION	Q'TY	REMARKS
29	90430-06M03	.GASKET	1	
30	6M6-W0093-12	CARBURETOR REPAIR KIT	1	
31	6K8-14562-00	.O-RING	1	
32	6K8-14946-10	.PLATE, NEEDLE FITTING	1	
33	6K8-14536-11	.GASKET	1	
34	583-14561-00	.O-RING	1	
35	6K8-14537-00	.GASKET	1	
36	6K8-14564-00	.O-RING	1	
37	6K8-24431-20	.GASKET, FUEL PUMP 1	1	
38	6M6-14923-10	.SCREW, PILOT	1	
39	6K8-14559-00	.WASHER	2	
40	6R7-14541-00	.DIAPHRAGM, PUMP	1	
41	6K8-24411-20	.DIAPHRAGM	1	
42	6K8-24421-10	.VALVE, CHECK	1	
43	61X-14916-15	.NEEDLE	1	
44	6K8-14563-00	.O-RING	1	

NUMERICAL INDEX

Parts No.	Ref. No.	Parts No.	Ref. No.	Parts No.	Ref. No.	Parts No.	Ref. No.	Parts No.	Ref. No.
EU0-U1468-00	22-32	EW2-62140-00	19-17	GA7-61552-00	22- 1	GA7-6417D-20	24- 3	GA7-6775D-00	18-19
EU0-23814-01	22-34	EW2-62142-00	19-18	GA7-6213F-00	14- 8		25- 3	GA7-6775E-00	18-21
EU0-23814-30	22-35	EW2-67243-00	21-12	GA7-6213G-00	14-10	GA7-6417E-20	24- 4	GA7-6775F-01	18-12
EU0-28100-02	24-24	EW2-67250-01	22- 6	GA7-6213H-00	14- 9		25- 4	GA7-6775H-00	18-20
	25-26	EW2-67255-00	22- 7	GA7-6213J-00	14-12	GA7-6417F-20	24- 5	GA7-6775L-01	18-14
EU0-61417-00	22-20	EW2-67256-00	22- 8	GA7-6213K-00	14-11		25- 5	GA7-67844-00	19-38
EU0-61435-00	21-19	EW2-67257-00	22- 9	GA7-6213N-00	14-39	GA7-6417G-20	24- 6	GA7-6785G-00	19-12
EU0-61438-00	21-20	EW2-67258-00	22-10	GA7-62149-00	13-22		25- 6	GA7-6785H-00	19-15
EU0-61439-30	22-21	EW2-67259-00	22-11	GA7-62159-00	13-21	GA7-6417H-20	24- 7	GA7-67856-00	13-14
EU0-61446-00	21-17	EW2-67354-00-01	8-35	GA7-62501-00	16- 1		25- 7	GA7-68211-00	13- 4
EU0-61461-01	21- 7	EW2-67354-00-03	8-35	GA7-6251D-00	16- 4	GA7-6417J-20	24- 8	GA7-68218-00	13- 9
EU0-61461-30	21- 6	EW2-67354-00-05	8-35	GA7-6251E-00	16- 5		25- 8	GA7-68310-00	22-13
EU0-61468-00	22-32	EW2-67354-00-10	8-35	GA7-6252C-00	16- 6	GA7-6418B-00	24-17	GA7-6834C-00	22-14
EU0-61469-00	22-39	EW2-67618-00	15-13	GA7-6266B-00	14-23		25-18	GA7-6881N-00	8-33
EU0-61486-00	21-18	EW2-67716-00	19- 3	GA7-6266C-00	17-20	GA7-6418B-20	25-22	GA7-6881P-00	8-38
EU0-61557-01	21- 2	EW2-67812-00	7-17	GA7-6266D-00	17-13	GA7-6418C-00	24-23	GA7-6881R-00	8-42
EU0-61588-00	22-25	FJ0-62158-00	18- 7	GA7-6266G-00	14-41	GA7-6418C-20	25-24	GA7-6883B-00	9-18
EU0-61652-00	15-10	FJ0-6284F-00	14-25	GA7-62664-00	14-22	GA7-6418D-00	24-22	GD0-6416B-10	25-10
	16-14		17-23	GA7-6271B-10	17-39		25-23	GD0-67249-00-05	9-17
EU0-62241-30	21-21	FJ0-62840-01	14-24	GA7-62720-10	16-20	GA7-6418E-00	24-18	GD0-67249-00-10	9-17
EU0-62280-00	15-21		17-22		17- 8		25-25	GD0-6761D-00	15-12
EU0-62282-00	15-22	FJ0-64161-C0	24-21	GA7-6273B-00	8-36	GA7-6418J-01	24-19	11H-81844-00	11- 4
EU0-62283-00	15-23	FJ0-64161-E0	25-21	GA7-62891-00	14-16	GA7-6418J-21	25-19	22W-24741-00	17-21
EU0-62285-01	15-24	FJ0-6418G-A0	25-17	GA7-6351H-01	16-16	GA7-6419B-00	24-13	26H-81847-00	11- 9
EU0-62694-00	21-16	FJ0-6418G-00	24-16	GA7-6351J-01	16-17	GA7-6419B-20	25-14	3AJ-81809-00	11- 2
EU0-62843-02	14-27	FJ0-64188-00	24-20	GA7-63581-00	16-15	GA7-6419C-00	24-14	3G2-14231-23-A0	4-16
EU0-65772-30	20-14		25-20	GA7-6371A-01	17- 1		25-15	583-14561-00	4-32
EU0-65901-01	24-25	FJ0-67713-00	19- 2	GA7-6371B-00	17- 2	GA7-6419D-00	24-15		26-34
	25-27	FJ0-67752-00	18- 2	GA7-6371G-00	17-25	GA7-6419D-20	25-16	6E0-28193-00-94	1-33
EU0-67252-02	21-10	FJ0-67766-00	18- 6	GA7-6371L-00	17- 6	GA7-6516A-00-P1	14- 1	6E5-11325-00	1-11
EU0-67267-00	21-15	FJ0-67840-00	18- 3	GA7-63742-00-P1	17- 7	GA7-6516N-00-P0	14- 5	6E5-11372-00	3-32
EU0-67324-00	1-31	FJ0-67841-00	18- 4	GA7-63768-00	14- 4	GA7-6517M-00	14-42	6G1-81941-10	12-12
EU0-67354-00-01	1-32	FJ0-67856-40	19-16	GA7-6377B-00	17- 3	GA7-6517N-00	14-43	6G1-82151-00	12- 9
EU0-67354-00-03	1-32	FK7-68312-02	22-16	GA7-6377C-00	17- 4	GA7-6519B-00	14-31	6H1-14485-00	3-33
EU0-67354-00-05	1-32	FK7-68313-01	22-17	GA7-6377K-00	17-15	GA7-65193-00	14-38	6K8-14435-00	3-30
EU0-67354-00-10	1-32	FN8-6131B-00	22-29	GA7-6377L-00	17-16	GA7-65772-00	13- 7	6K8-14471-00	4-14
EU0-67354-00-20	1-32	FN8-6158B-01	22-22	GA7-6378C-00	17-28	GA7-6593H-00	16-26	6K8-14481-10	4-36
EU0-67767-31	19-13	FN8-61624-00	15-27	GA7-6378F-00	17-31	GA7-6593J-00	16-24	6K8-14503-02	4-17
EU0-67816-30	7-11	FN8-61651-00	16-13	GA7-6378G-00	17-32	GA7-65983-00	16-18	6K8-14521-10	4-18
EU0-67817-00	7-13	FN8-6269B-00	15- 9	GA7-6412B-00	18-22	GA7-65984-00	16-19	6K8-14523-11	4-21
EU0-67832-00	19-31	FN8-62884-00	14-20	GA7-64125-00	24- 9	GA7-67242-00	21-11	6K8-14527-11	4-22
EU0-67834-00	19-36	FN8-62892-00	14-18		25- 9	GA7-67525-00	20-13	6K8-14531-00	4-43
EU0-67835-00	19-33	FN8-67565-01	20-11	GA7-6416B-00	24-10	GA7-67550-00	20- 6	6K8-14533-00	4-44
EU0-67835-30	16-22	FN8-67714-00	19- 4	GA7-6416B-20	25-10	GA7-67555-00	20- 7	6K8-14534-10	4- 3
	17-10	FN8-67777-31	19-24	GA7-6416C-01	24-11	GA7-6756E-00	20-10	6K8-14536-11	4-25
EU0-67839-00	16-23	FN8-67831-00	19-30	GA7-6416C-20	25-11	GA7-67570-00	20-16		26-33
	17-11	FN8-67833-00	19-32	GA7-6416C-30	25-12	GA7-6759B-00	19-40	6K8-14537-00	4-33
	19-34	GA7-6131B-00	17-36	GA7-6416F-00	24-12	GA7-6759C-00	19-41		26-35
EU0-67869-00	19-37	GA7-6142A-10	23- 1	GA7-6416F-20	25-13	GA7-6759D-00	19-42	6K8-14547-01	4-28
EU0-68221-00	13- 5	GA7-61433-00	22-27	GA7-6417B-20	24- 1	GA7-67711-01	19- 1	6K8-14556-10	4- 4
EU0-68221-30	13- 6	GA7-6144D-00	23- 2		25- 1	GA7-6773D-00	7-19	6K8-14559-00	4-10
EU0-82110-77	13- 3	GA7-61481-00	21- 1	GA7-6417C-20	24- 2	GA7-6774B-00	19-28		26-39
EW2-61553-00	22- 2	GA7-61541-00	22-19		25- 2	GA7-6775B-10	18- 1	6K8-14562-00	4-12

NUMERICAL INDEX

Parts No.	Ref. No.	Parts No.	Ref. No.	Parts No.	Ref. No.	Parts No.	Ref. No.	Parts No.	Ref. No.
6K8-14562-00	26-31	6M6-8132W-00	12- 6	6R7-83623-50	12- 3	61X-51318-00-58	8-19	90119-08M55	1- 4
6K8-14563-00	4-45	6M6-81337-00-4D	10-14	6R7-85515-00	10- 6	61X-51381-00	9- 1	90119-08M73	6-12
	26-44	6M6-81365-A0	10-16	6R7-85550-00	10- 1	61X-85540-00	12-10	90119-08038	1-30
6K8-14564-00	4-37		26-20	6R7-85560-00	10- 2	62E-14752-00	6-44		12-36
	26-36	6M6-81800-10	11- 1	6R8-13116-A0	5- 2	62E-44517-00-58	1-28	90119-08903	19-26
6K8-14579-00	4-23	6M6-81820-00	11- 7		26-13	62E-44532-00	1- 5		22-26
6K8-14589-00	4-34	6M6-81826-00	11- 5	6R8-14284-00-98	3-31	62E-45511-00	8-18		22-28
6K8-14591-10	4-20	6M6-8183E-00	11-16	6R8-81337-00-9M	10-14	62E-51311-00	8- 3	90119-08904	1-29
6K8-14926-10	4- 5	6M6-81830-00	11- 8	61L-14243-00	3- 6	62E-51321-00	8-23	90119-08907	9-16
6K8-14930-00	4- 6	6M6-81840-10	11- 3	61L-14615-00	6-36	62E-51323-00	9- 6	90119-08916	19-25
6K8-14946-10	4-13	6M6-81844-00	12- 5	61L-14625-00	6-37	62E-51673-00	15- 5	90119-08925	22-36
	26-32	6M6-81850-00	11- 6	61L-14712-00-9M	6- 8	62E-82117-00	13- 1	90119-08932	8-37
6K8-24411-20	4-38	6M6-81921-00	12- 4	61L-45378-00	9-11	62E-82117-10	13- 2	90119-10M07	1-15
	26-41	6M6-81952-01	12-13	61L-51313-00	8-25	62E-82117-20	12-33	90119-10M56	1-14
6K8-24421-10	4-40	6M6-81960-A0	12-14	61L-5169A-00	3- 5	62E-82351-00	12-17	90119-10M72	6-43
	26-42	6M6-8552A-01-98	12- 1	61L-83623-00	12- 3	62E-82352-00	12-19	90119-10906	8-34
6K8-24431-20	4-41	6M6-8552E-00	12- 2	61X-W0001-01	26- 1	62E-82371-10	12-39	90149-03930	21-13
	26-37	6M6-85520-00	10- 3	61X-W0001-21	26-21	62E-82553-00	12-29	90149-04951	23- 5
6K8-24452-10	4-42	6M6-85533-00	10- 4	61X-W0004-00	3-23	62E-85570-00	12-16	90149-05937	16-12
6K8-24500-02	7- 5	6M6-85580-00	10- 5	61X-W0090-02-4D	1- 1	62E-85570-10	12-37	90149-05959	22- 4
6K8-24524-10	7-10	6R3-13183-00	5- 9	61X-W0090-12-4D	1- 1	62R-14779-00	6-47		23- 4
6K8-24560-10	7- 4	6R7-14253-00	4-29	61X-11111-00-94	1-16	62T-51315-00-94	8- 6	90149-05984	17- 5
6K8-51129-00	1-17	6R7-14255-00	3-38	61X-11181-A0	1-19	626-28193-01-94	1-33	90149-05985	18-23
	6- 2	6R7-14485-00	1-18		26- 3	650-24378-00	3- 4	90149-06971	16- 8
	6- 9		6-24	61X-11311-00-94	1-10	663-45119-00	3- 7	90149-06973	17-40
	8- 7	6R7-14541-00	4-30	61X-11603-00	2-10	70R-24489-00	19-20	90149-06975	16- 7
6K8-82150-01	12- 8		26-40	61X-11604-00	2-10	70R-24543-00	19-19	90159-05900	22-12
6K8-82370-00	12-26	6R7-14542-00	4-31	61X-11605-00	2-10	8F3-23812-00	22-24	90159-06901	14-17
6K8-82370-11	12-26	6R7-14569-00	4-26	61X-11631-00-93	2- 9	830-14231-23	4-19		14-19
6M6-W0093-12	26-30	6R7-14596-01	4- 2	61X-11633-00	2-11	90105-05M46	3-27	90159-06902	17-33
6M6-11351-A1	1-13	6R7-14721-00-9M	6-23	61X-11635-00	2- 9	90105-05M53	3-28	90170-22M11	7-14
	26- 2	6R7-14749-A0	6-17	61X-11636-00	2- 9	90105-10M45	6-42	90179-06926	14- 3
6M6-11400-01	2- 1		26-17	61X-13200-10	5- 1	90105-10M49	6-41		14- 6
6M6-13556-A1	3-17	6R7-14753-00-9M	6-25	61X-13555-01-94	3- 3	90109-08M56	1- 6	90179-06952	8-41
	26-10	6R7-14755-A0	6-30	61X-13563-A1	3-15	90109-10M44	10-13	90179-08927	14- 2
6M6-13674-A1	3-37		26-18		26- 9	90109-10M47	10-13	90179-08953	8-39
	26-12	6R7-14785-00-9M	6-29	61X-13566-A1	3- 2	90116-08M14	3-12	90179-10954	8-32
6M6-14284-00-98	3-31	6R7-15761-00	6-26		26- 8	90119-05912	20-12	90201-05925	13-17
6M6-14451-00	3-34	6R7-21415-00-94	1-23	61X-13610-01	3-22	90119-06MA1	6-35	90201-05928	22- 5
6M6-14503-00	4-15	6R7-21425-00-94	1-24	61X-13621-A0	3-26	90119-06M70	8-21	90201-06M02	8-27
6M6-14521-00	4-11	6R7-24412-01	4-24		26-11	90119-06901	16-28	90201-065F3	17-41
6M6-14527-02-4D	3-16	6R7-41113-00-9M	6-31	61X-13641-01-94	3- 1	90119-06902	16-27	90201-08929	18-17
6M6-14718-01-9M	6- 3	6R7-41114-A0	6-32	61X-14283-01	3-29		17-14	90201-20M04	2-12
6M6-14739-A1	6- 4		26-19	61X-14301-01	4- 1		18-16	90201-24M02	2-18
	26-14	6R7-42316-00	8-28	61X-14613-A0	6- 5	90119-06908	8-44	90209-20M20	8-24
6M6-14771-00-94	6-40	6R7-51117-01	8- 1		26-15	90119-06913	14- 7	90267-40935	19-35
6M6-14923-10	4-35		26-22	61X-14711-01-9M	6- 1		18-15	90267-40937	17-12
	26-38	6R7-51312-00-94	8- 5	61X-14916-15	4-27		20-15	90267-48925	7-18
6M6-24413-00	4-39	6R7-51326-00-94	8-11		26-43		22-37		13-18
6M6-45526-00	2- 5	6R7-51333-00	8- 2	61X-15100-00-94	1- 2	90119-06915	8-43	90267-48934	13- 8
6M6-45813-20-9M	2-17	6R7-82361-00	12-28	61X-45332-01-9M	9- 8	90119-06920	14-40		23- 3
6M6-45813-30-9M	2-15	6R7-82560-00	12-30	61X-4581J-00	2-16	90119-06926	22-33	90267-48938	18-13
6M6-51142-00	20- 1	6R7-83623-40	12- 3	61X-51162-00	15- 1	90119-08M19	1-20	90267-48940	7-12

NUMERICAL INDEX

Parts No.	Ref. No.	Parts No.	Ref. No.	Parts No.	Ref. No.	Parts No.	Ref. No.	Parts No.	Ref. No.
90267-48940	14-21	90465-08028	12-15	90656-67100	14-44	93101-25M55	9-12	95720-06300	17-35
	19-21	90465-11M10	3-19		14-45		26-24		17-42
90280-16053	10-12		3-39	90699-36020	21-14	93101-25M56	9-15		18-18
90340-08M04	6-10		5-10	90699-36085	21- 9		26-25		21- 8
90380-12M29	1- 3		7- 3	91490-16010	19-10	93101-36M46	2- 7		22-38
	10-15		7- 9	91790-05040	19- 8		26- 5	95720-08300	15-29
90387-06M05	3- 9		12-18	92990-04100	21- 4	93102-25M34	8- 9	95720-10300	17-38
	5-17		12-20	92990-04600	7-16		26-26		22-31
90387-06M60	9- 2		12-27		21- 5	93102-36M33	2- 6	97013-06035	3-20
90387-08M06	8-29		18-11	92990-05200	13-24		26- 4	97013-08025	6-15
90387-08906	19-29		19-14		14-15	93103-32M01	2- 8	97095-06012	8-15
90430-06M03	8-17		19-22		14-30		26- 6	97095-06016	6-33
	26-29	90465-12M53	3- 8		14-34	93210-17MA4	9- 7		8-13
90430-08020	6-11		5-16		15-26		26-23		12-31
	26-16	90465-13M11	5-21		17-19	93210-30M31	26- 7	97095-06020	3-24
90430-13909	15-19		6-21	92990-05600	3-36	93210-46M16	8-12	97095-06025	5-12
	20-19		12-34		19- 9		26-28		6-13
90445-07M19	1-21		13-20	92990-06200	16- 2	93211-03902	16-21		10-17
90445-09M17	9- 9		15- 4		16- 9		17- 9	97095-06030	22-23
90445-09901	18- 5		15- 7		17-26	93305-205U0	9-14	97095-06035	5-18
90445-10M05	7- 7		15-11		17-29	93305-30601	2- 2	97313-06016	6-27
90445-10M35	7- 1		15-15		17-34	93306-205U0	8- 8	97313-08035	6- 6
90445-10M48	3-18		15-20	92990-06600	3-11	93306-307U1	2- 3		11-12
90445-10M64	7- 6	90467-06016	1-22		3-21	93310-320U2	2-13	97313-08040	11-10
90445-10M67	7- 8	90467-08M10	13-13		3-25	93430-47M04	9-13	97395-06035	5- 3
90445-10M92	7- 2	90467-11019	18- 9		5- 4	93440-80023	2- 4	97395-06045	3-10
90445-11M37	5-14	90467-11044	19- 7		5-13	93450-21053	2-14	97395-08018	8-30
90445-11903	19- 5	90480-06M43	12-23		5-19	93603-10049	1- 8	97513-08512	6-46
90445-14M18	20- 2		12-38		6-14	93604-07141	1- 9	97513-10535	1-26
90445-14M19	15- 6	90480-06M69	9- 3		6-28	93606-09M19	8- 4	97513-10570	1-25
90445-14M20	20- 4	90480-19906	19-27		6-34	93606-12019	1- 7	97513-10580	1-27
90445-14M23	6-19	90501-14M73	11-18		8-14		8-20	97595-06525	9- 4
90445-19M01	15- 3	90560-22281	22- 3		8-16		8-22	97780-50114	15-14
90445-19M02	15- 2	90600-70069	14-35		10-11		9- 5	97780-50220	13-12
90446-07M14	5- 5	90600-91736	13-16		10-18		10-19	97780-50520	15-25
90446-07M17	5- 7	90601-11062	19- 6		11-17	94701-00041	12-35	97780-60520	8-40
90446-07M35	5- 6		20- 5		12-22	94702-00195	12-35	97780-60525	12- 7
90446-07M36	5- 8	90601-11583	20- 3		12-25	95380-05800	14-33	97880-03008	22-15
90446-09907	18-10	90601-15272	9-19	92990-08100	4- 7	95380-06700	8-26	97880-06030	12-21
90446-11905	18- 8	90601-15573	19-39	92990-08200	15-28		11-15	97902-04122	10- 8
90446-14M24	6-18	90601-16274	19-11	92990-08600	3-14	95380-06800	16- 3	97902-05125	10- 7
90446-17M11	5-20	90601-16875	20- 8		6- 7		16-11	97980-05330	4- 9
90446-20M13	6-20	90601-17543	20- 9		6-16	95380-08600	3-13	98580-04008	10- 9
90446-20M39	15- 8	90601-20005	13-15		11-11	95380-08700	4- 8	98580-04010	7-15
90450-14M05	6-22		19-23		11-13	95720-05300	13-25	98580-04016	21- 3
90460-11M10	9-10	90601-20006	13-19	92990-10200	17-37		14-14	98580-05010	14-32
90460-64M15	6-45		15-16		22-30		14-26	98580-05016	3-35
	6-48	90604-80757	20-17	92995-06100	11-14		14-29		17-17
90460-70M16	6-39	90604-80758	20-18		12-32		14-37	98580-05020	13-23
90460-90M11	6-38	90604-80759	15-17		16-10		17-18		14-28
90464-06M29	12-11	90604-80775	15-18	92995-08600	8-31		17-24	98580-05525	14-13
90464-10M38	5-15	90656-67100	13-10	93101-25M50	8-10	95720-06300	17-27		22-18
90465-08M37	5-11		13-11		26-27		17-30	98580-06016	10-10

NUMERICAL INDEX

Parts No. Ref. No.	Parts No. Ref. No.	Parts No. Ref. No.	Parts No. Ref. No.	Parts No. Ref. No.
98580-06016 12-24				
98780-04015 1-12				
98780-04035 16-25				
98780-05012 14-36				

— MEMO —

A series of horizontal dotted lines for writing.

— MEMO —

A series of horizontal dotted lines for writing.

— MEMO —

A series of horizontal dotted lines for writing.

*COPY RIGHT: All rights reserved. No part of this publication
may be reproduced without permission.*

YAMAHA

YAMAHA MOTOR CO., LTD.
2500 SHINGA I IWATA SHIZUOKA JAPAN
SERVICE INFORMATION DIV.

Printed in Japan
First edition SEP., 1994