

PARTS CATALOGUE

WaveRunner XLT1200

XA1200A-Z (F0V1/68NA/69EA/68N1)

MJ-XA1200T'01 (F0V2/68NB/68N1)

XA1200A-Z/MJ-XA1200T
PARTS CATALOGUE
©2001 by Yamaha Motor Co., Ltd.
1st Edition, Jan. 2001
All rights reserved.
Any reprinting or unauthorized use
without the written permission of
Yamaha Motor Co., Ltd.
is expressly prohibited.

A3

FOREWORD

This Parts Catalogue is related to the parts for the model(s) in the below frame. When you are ordering replacement parts, please refer to this Parts Catalogue and quote both part numbers and part names correctly.

XA1200A-Z(F0V1/68NA/69EA/68N1), MJ-XA1200T'01(F0V2/68NB/68N1)

1. Modifications or additions which have been made after issue of the Parts Catalogue will be announced in the Yamaha Parts News.
It is advisable that you make necessary corrections to the Parts Catalogue according to the Yamaha Parts News.

2. Abbreviations

The following abbreviations are used in this Parts Catalogue.

“UR” Use specified parts number.

“UN” Use as many as needed.

“AP” Alternate Parts

“LM” Local Made (Parts need to be ordered locally)

“F#” Frame No. (Applicable machine No.)

3. Parts, which are to be supplied in an assembly, are listed with a dot(.) in front of the part name as shown below.
The numeral appearing to the right of each component part indicates the quantity of parts for each assembly unit.

EXAMPLE

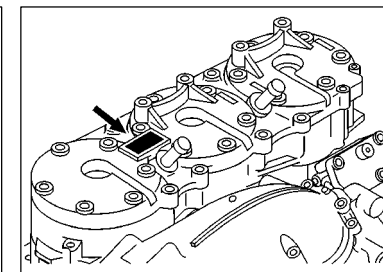
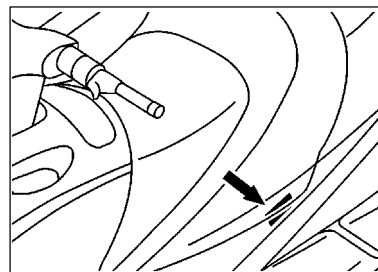
PART NO.	DESCRIPTION	Q'TY	REMARKS
EU0-62280-00	DRAIN PLUG ASSY	2	
EU0-62282-00	.PLUG,DRAIN	1	

4. Quantity Column Information

NAME for Q'TY COLUMN	COUNTRY (destination)
USA	USA
CAN	CANADA
GENE	EXCEPT USA, CANADA, JAPAN
JPN	JAPAN

5. Applicable Starting Serial No. and Color Code

Hull Serial No.	(F0V1) FOR USA,CAN,GENE	F0V-800101
	(F0V2) FOR JPN	F0V-100101
Engine Serial No.	(68NA) FOR USA,CAN,GENE	68N-000101
	(68NB) FOR JPN	68N-000101
	(69EA) FOR GENE	69E-000101



Color Code	Color Name	Abbreviation
0240	PURE WHITE	PURW

6. Note that the illustration for reference in finding parts numbers, not to be used for assembling. When assembling, please use the applicable service manual.
7. A part with “YMUS” in the remarks column can be obtained from YMUS (USA) and not from YAMAHA MOTOR CO.,LTD (JAPAN).

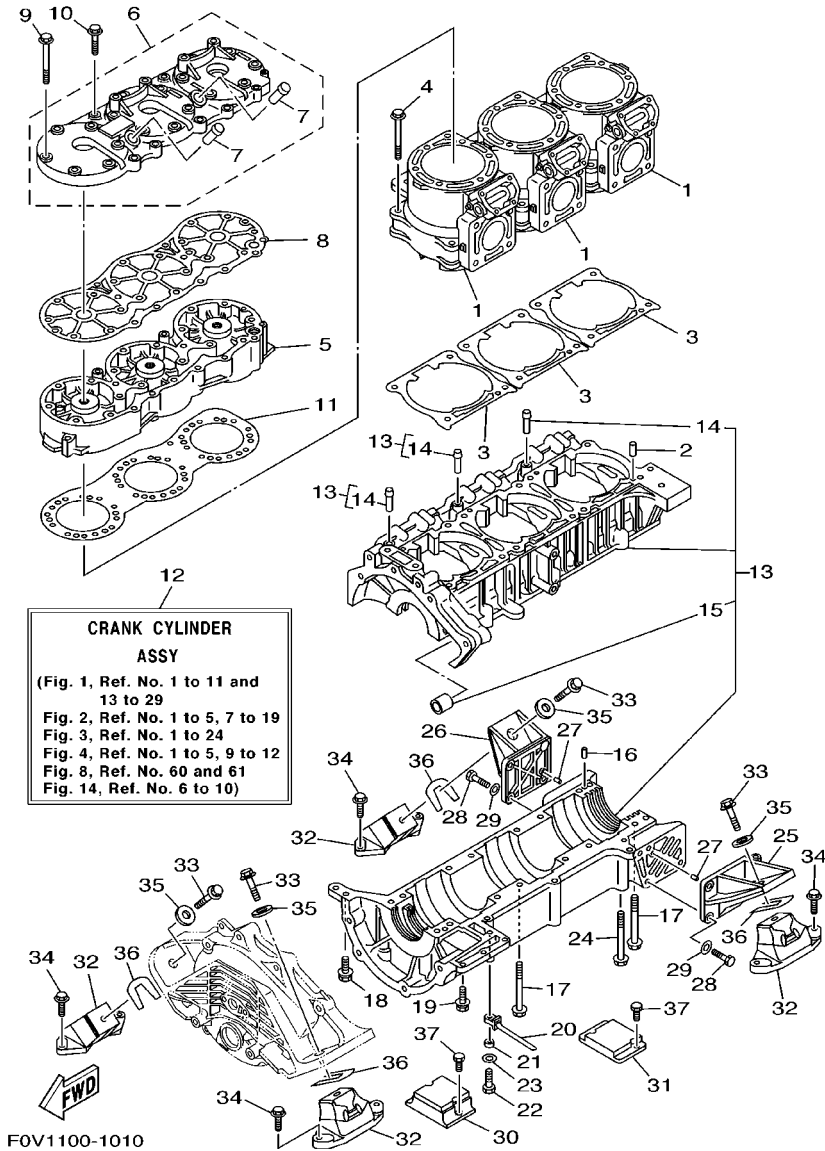
EXAMPLE

PART NO.	DESCRIPTION	Q'TY	REMARKS
EW2-U5160-00	ENGINE HATCH COMP.	2	.. YMUS
90601-168U7	BAND, HOSE	1	.. YMUS

ADDRESS:

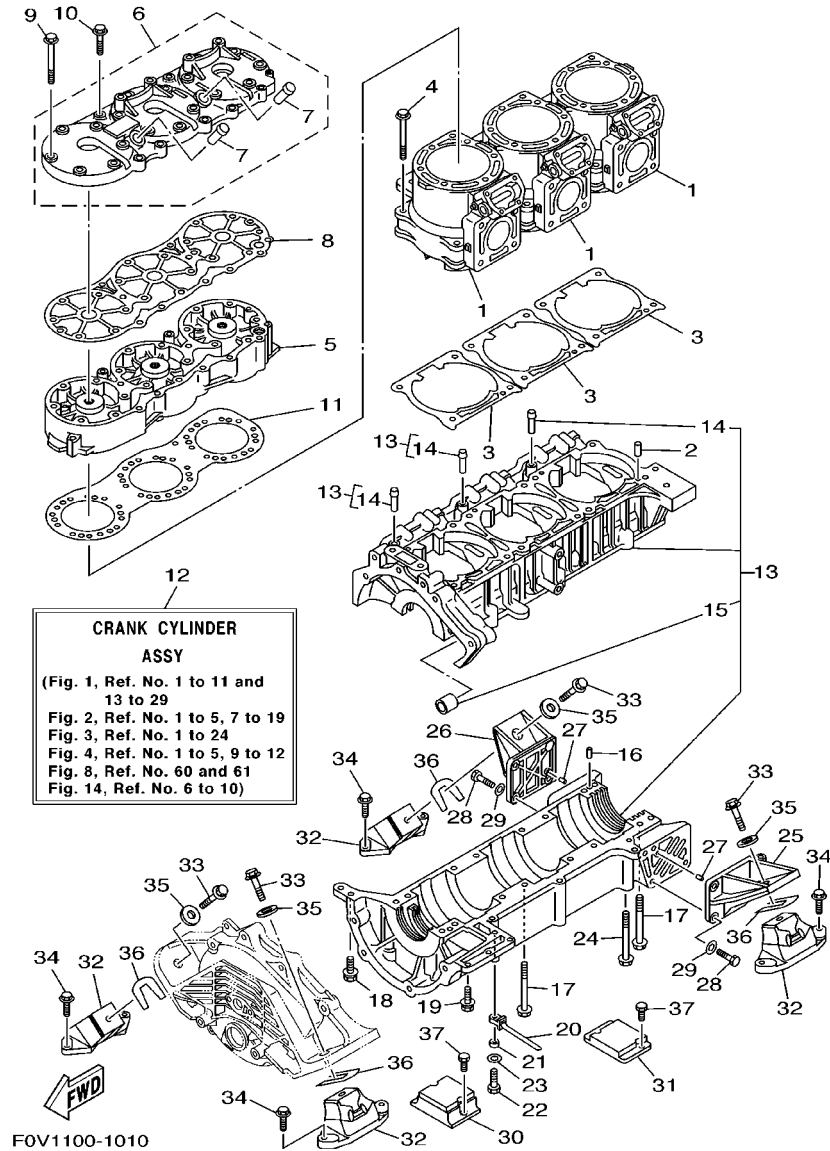
YAMAHA MOTOR CORPORATION U.S.A.
PARTS & ACCESSORY DIV.
6555 KATELLA AVENUE
CYPRESS, CALIFORNIA 90630 U.S.A.

FIG. 1 CYLINDER. CRANKCASE 1



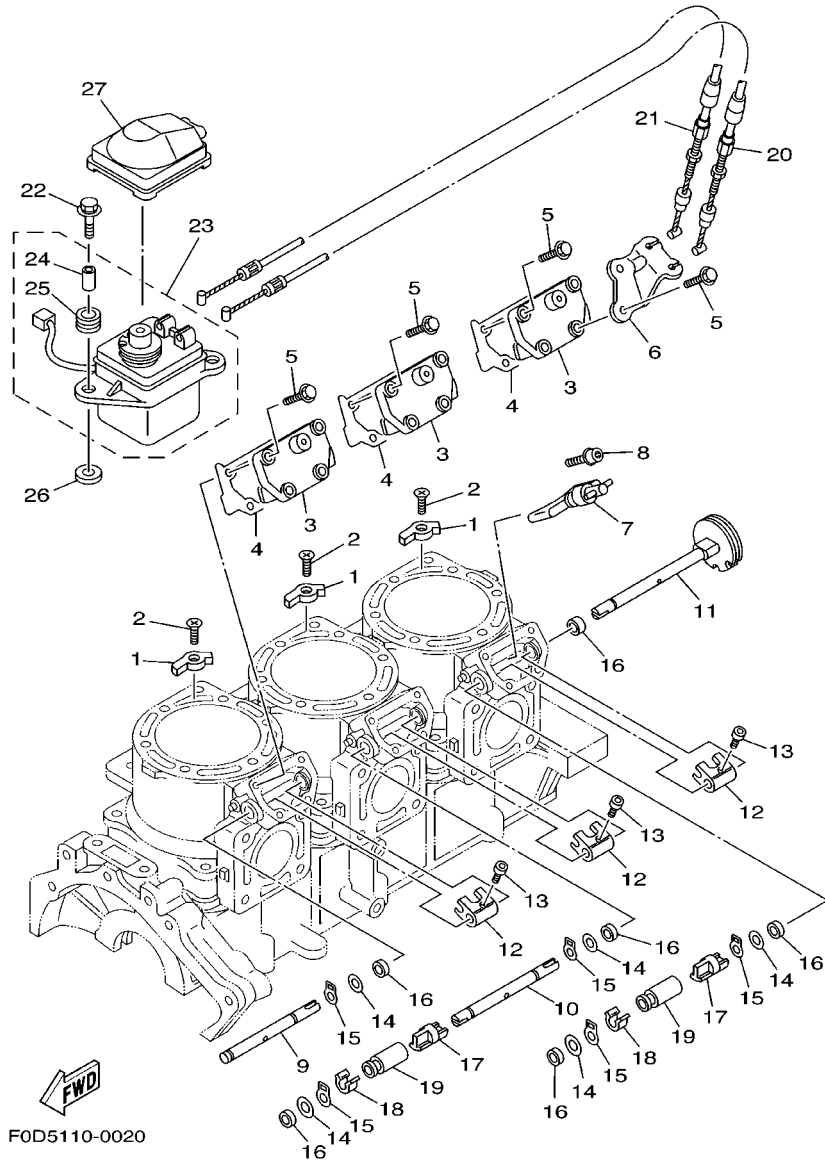
REF. NO.	PART NO.	DESCRIPTION	USA	CAN	GENE	JPN	REMARKS
1	66V-11311-00-94	CYLINDER 1	3	3	3	3	
2	93606-12019	PIN, DOWEL	6	6	6	6	
3	66E-11351-01	GASKET, CYLINDER	3	3	3	3	
4	90119-10M07	BOLT, WITH WASHER	12	12	12	12	
5	67X-11111-00-94	HEAD, CYLINDER 1	1	1	1	1	
6	66V-11191-01-8P	COVER, CYLINDER HEAD 1	1	1	1	1	
7	66E-51129-00	.NIPPLE	2	2	2	2	
8	66V-11193-00	GASKET, HEAD COVER 1	1	1	1	1	
9	90119-08M67	BOLT, WITH WASHER	18	18	18	18	
10	90119-08MA0	BOLT, WITH WASHER	6	6	6	6	
11	66V-11181-00	GASKET, CYLINDER HEAD 1	1	1	1	1	
12	68N-W0090-10-8P	CRANK CYLINDER ASSY	1	1	1	1	
13	68N-15100-00-8P	CRANKCASE ASSY	1	1	1	1	
14	66V-14251-00	.NIPPLE	3	3	3	3	
15	90380-12M29	.BUSH, SOLID	1	1	1	1	
16	93606-12019	PIN, DOWEL	2	2	2	2	
17	90119-08M63	BOLT, WITH WASHER	16	16	16	16	
18	90119-08M18	BOLT, WITH WASHER	1	1	1	1	
19	90119-06M13	BOLT, WITH WASHER	3	3	3	3	
20	90465-12M53	CLAMP	1	1	1	1	
21	90387-06M05	COLLAR	1	1	1	1	
22	97013-06040	BOLT	1	1	1	1	
23	92903-06600	WASHER, PLATE	1	1	1	1	
24	90119-06M84	BOLT, WITH WASHER	6	6	6	6	
25	68N-21425-00-94	BRACKET, REAR UPPER 1	1	1	1	1	
26	68N-21426-00-94	BRACKET, REAR UPPER 2	1	1	1	1	
27	93606-12019	PIN, DOWEL	4	4	4	4	

FIG. 1 CYLINDER. CRANKCASE 1



REF. NO.	PART NO.	DESCRIPTION	USA	CAN	GENE	JPN	REMARKS
28	97013-08025	BOLT	6	6	6	6	
29	92903-08600	WASHER, PLATE	6	6	6	6	
30	66V-44532-00-94	STOPPER, UPPER MOUNT	1	1	1	1	
31	66V-44574-00-94	STOPPER LWR MOUNT RUBBER	1	1	1	1	
32	66V-44517-00-8P	MOUNT RUBBER	4	4	4	4	
33	90119-08809	BOLT, WITH WASHER	4	4	4	4	
34	90119-089U6	BOLT, WITH WASHER	8	8	8	8	YMUS
35	90201-099U3	WASHER, PLATE	4	4	4	4	YMUS
36	EU0-U7354-00-01	SHIM (T=0.1)	10	10	10	10	UR, YMUS
	EU0-U7354-00-03	SHIM (T=0.3)	10	10	10	10	UR, YMUS
	EU0-U7354-00-05	SHIM (T=0.5)	10	10	10	10	UR, YMUS
	EU0-U7354-00-10	SHIM (T=1.0)	10	10	10	10	UR, YMUS
	EU0-U7354-00-20	SHIM (T=2.0)	10	10	10	10	UR, YMUS
37	90101-06917	BOLT	4	4	4	4	

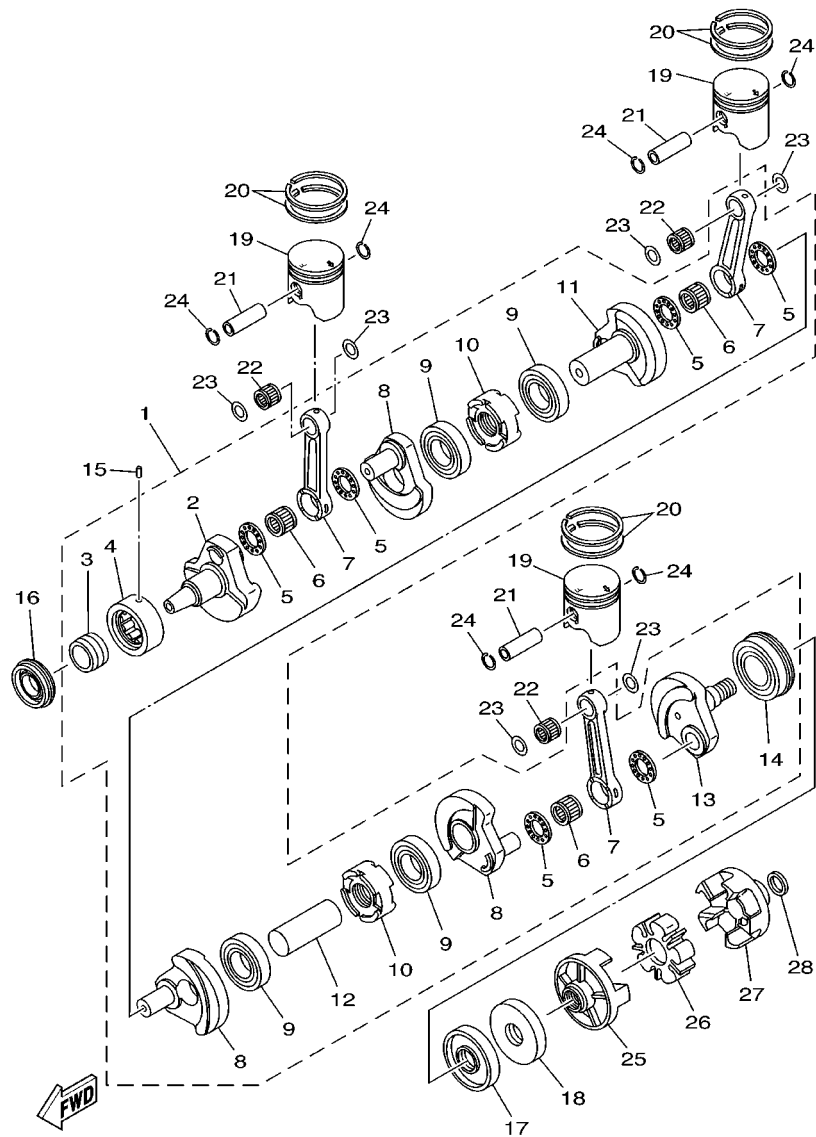
FIG. 2 CYLINDER. CRANKCASE 2



F0D5110-0020

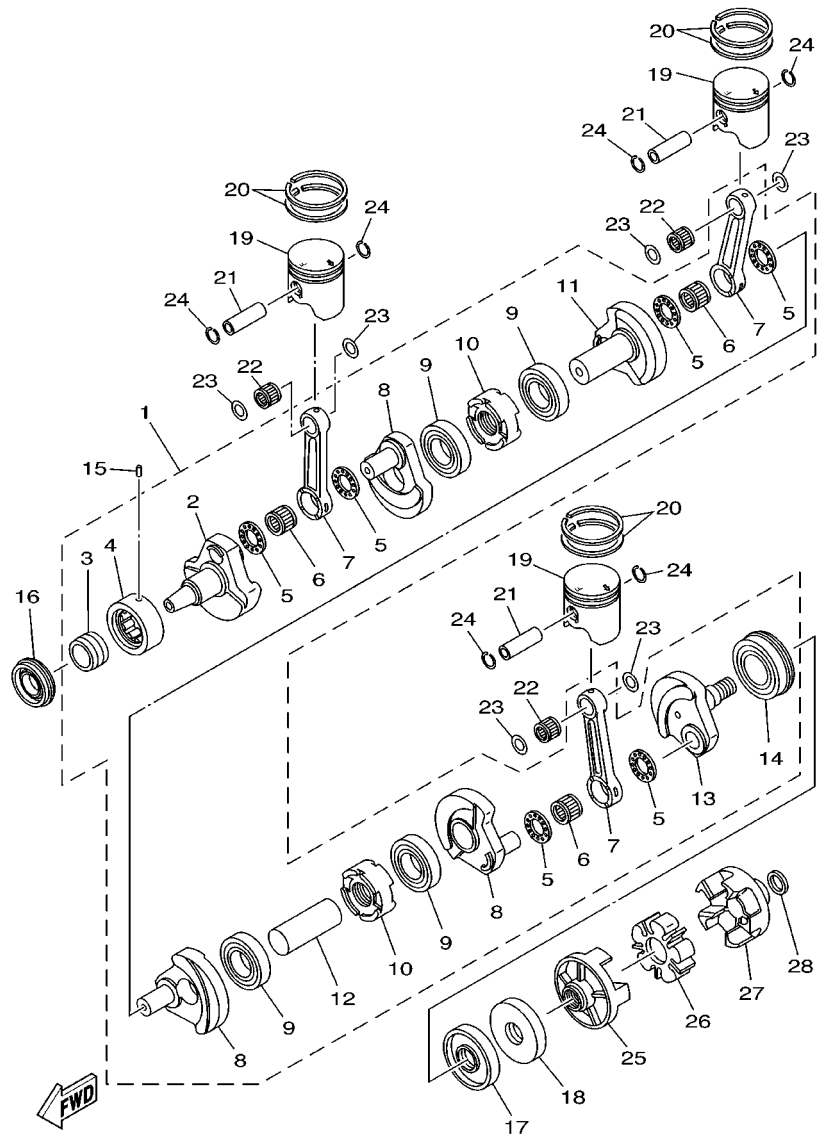
REF. NO.	PART NO.	DESCRIPTION	USA	CAN	GENE	JPN	REMARKS
1	66E-11325-00	ANODE	3	3	3	3	
2	98780-05020	SCREW, FLAT HEAD	3	3	3	3	
3	66E-1131M-01-8P	COVER	3	3	3	3	
4	66E-1131B-01	GASKET, COVER	3	3	3	3	
5	97513-06525	BOLT, WITH WASHER	12	12	12	12	
6	66E-11998-00	BRACKET 1	1	1	1	1	
7	66E-1131S-03	VALVE ASSY.	3	3	3	3	
8	90110-05008	BOLT, HEXAGON SOCKET HEAD	3	3	3	3	
9	66E-1131V-00	SHAFT 1	1	1	1	1	
10	66V-11333-00	SHAFT 3	1	1	1	1	
11	66E-1132C-00	PULLEY, SHAFT	1	1	1	1	
12	66E-11832-01	LEVER, LINK	3	3	3	3	
13	90110-04M03	BOLT, HEXAGON SOCKET HEAD	3	3	3	3	
14	90201-08M09	WASHER, PLATE	5	5	5	5	
15	93410-08M12	CIRCLIP	5	5	5	5	
16	93109-08M07	OIL SEAL	6	6	6	6	
17	66E-1131H-00	JOINT 1	2	2	2	2	
18	66E-1131J-10	JOINT 2	2	2	2	2	
19	66E-1131C-10	COVER, JOINT	2	2	2	2	
20	66V-1133E-00	CABLE, PULLEY 1	1	1	1	1	
21	66V-1133F-00	CABLE, PULLEY 2	1	1	1	1	
22	90119-069UX	BOLT, WITH WASHER	2	2	2	2	YMUS
23	66V-85820-00	SERVO MOTOR ASSY	1	1	1	1	
24	90387-07598	.COLLAR	2	2	2	2	
25	90480-14023	.GROMMET	2	2	2	2	
26	90201-06M04	WASHER, PLATE	2	2	2	2	
27	66E-85825-00	COVER, WIRE	1	1	1	1	

FIG. 3 CRANKSHAFT, PISTON



F0D5110-0030

REF. NO.	PART NO.	DESCRIPTION	USA	CAN	GENE	JPN	REMARKS
1	66V-11400-00	CRANKSHAFT ASSY	1	1	1	1	
2	66E-11412-00	.CRANK 1	1	1	1	1	
3	90387-35M01	.COLLAR	1	1	1	1	
4	93390-000U6	.BEARING	1	1	1	1	
5	66E-11685-00	.WASHER, CRANK PIN	6	6	6	6	
6	93310-627U6	.BEARING	3	3	3	3	
7	66E-11651-00	.ROD, CONNECTING	3	3	3	3	
8	66E-11422-00	.CRANK 2	3	3	3	3	
9	93306-208U1	.BEARING	4	4	4	4	
10	66E-11515-00	.SEAL, LABYRINTH 1	2	2	2	2	
11	66V-11452-00	.CRANK 5	1	1	1	1	
12	66E-11431-00	.CRANK 3	1	1	1	1	
13	66E-11442-00	.CRANK 4	1	1	1	1	
14	93306-308U1	.BEARING	1	1	1	1	
15	93603-10049	PIN, DOWEL	1	1	1	1	
16	93102-35M57	OIL SEAL	1	1	1	1	
17	93101-36M62	OIL SEAL	1	1	1	1	
18	93101-36M61	OIL SEAL	1	1	1	1	
19	66V-11631-00-A0	PISTON (STD)	3	3	3	3	UR RED
	66V-11631-00-B0	PISTON (STD)	3	3	3	3	UR ORANGE
	66V-11631-00-C0	PISTON (STD)	3	3	3	3	UR GREEN
	66V-11631-00-D0	PISTON (STD)	3	3	3	3	UR PURPLE
20	66V-11603-00	PISTON RING SET (STD)	3	3	3	3	
21	66E-11633-00	PIN, PISTON	3	3	3	3	
22	93310-422U2	BEARING	3	3	3	3	
23	90201-22M04	.WASHER, PLATE	6	6	6	6	
24	66E-11634-00	CLIP, PISTON PIN	6	6	6	6	

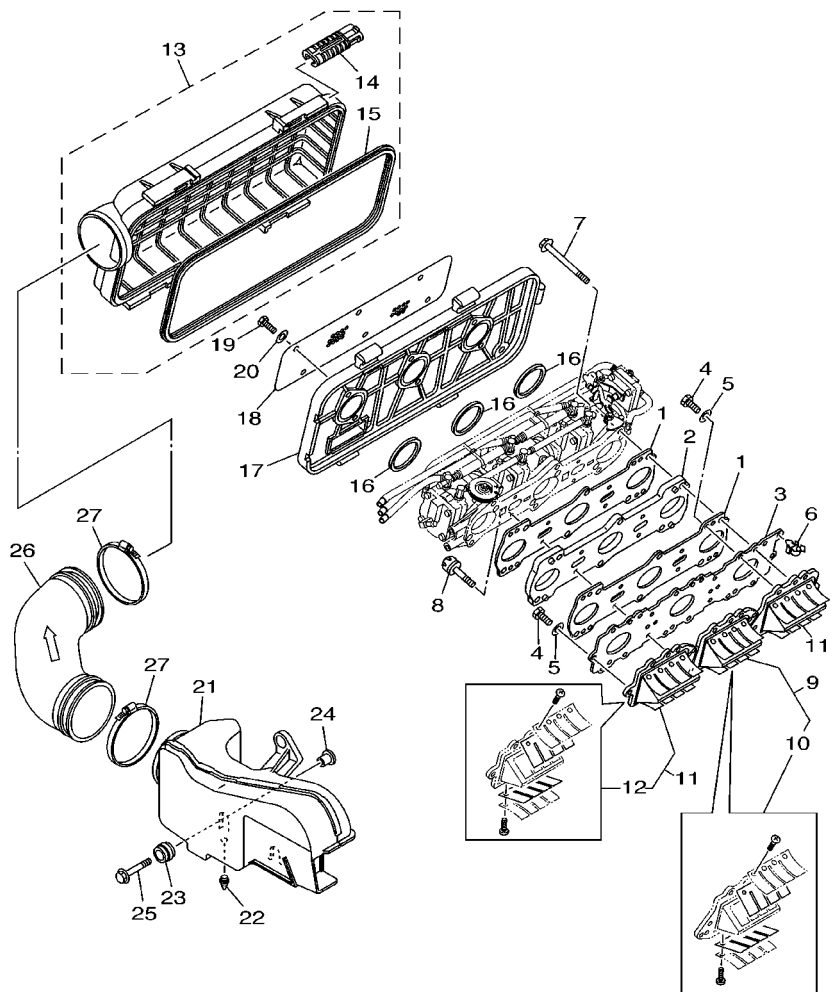


F0D5110-0030

FIG. 3 CRANKSHAFT. PISTON

REF. NO.	PART NO.	DESCRIPTION	USA	CAN	GENE	JPN	REMARKS
25	66E-45813-10-94	FLANGE, COUPLING	1	1	1	1	
26	66E-4581J-00	RUBBER SHAFT COUPLING	1	1	1	1	
27	68N-45593-00-94	FLANGE, COUPLING 1	1	1	1	1	
28	90201-248M5	WASHER, PLATE	1	1	1	1	

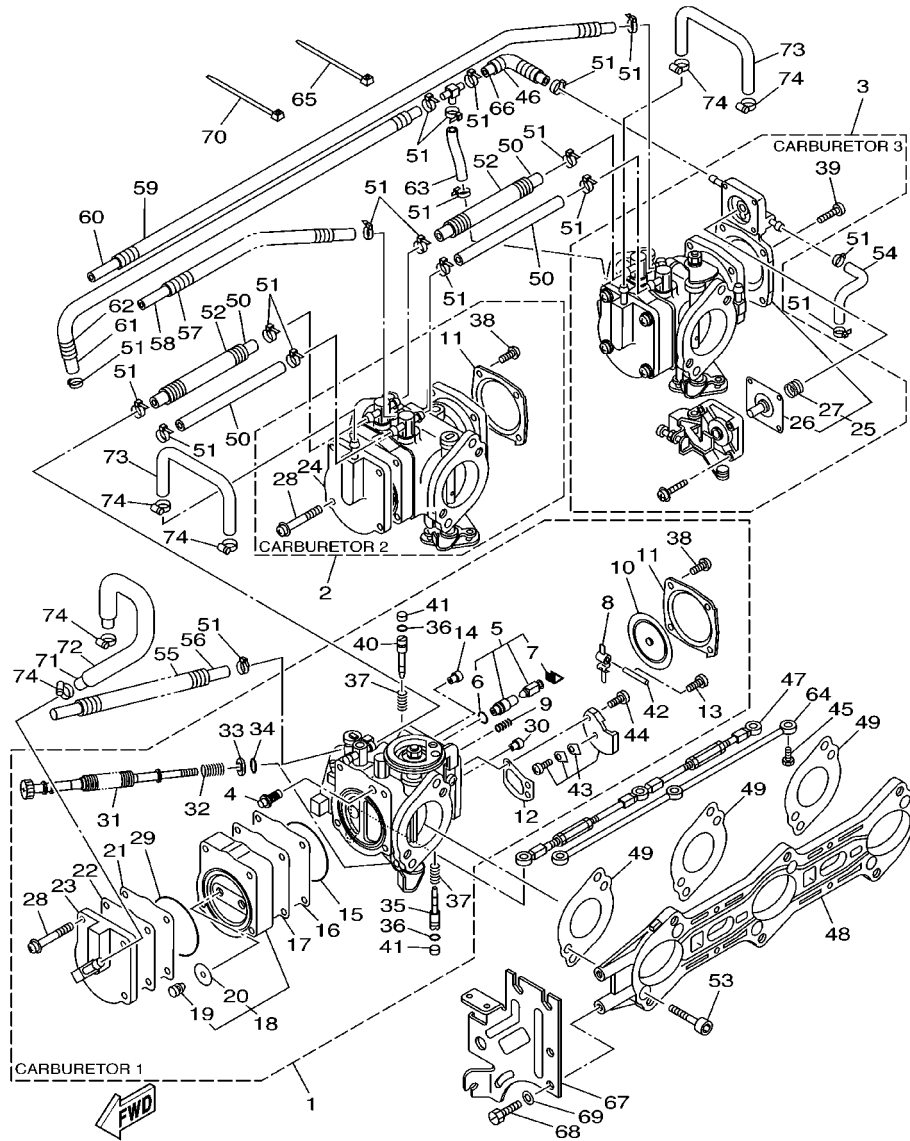
FIG. 4 INTAKE



FWD
FOV1100-1040

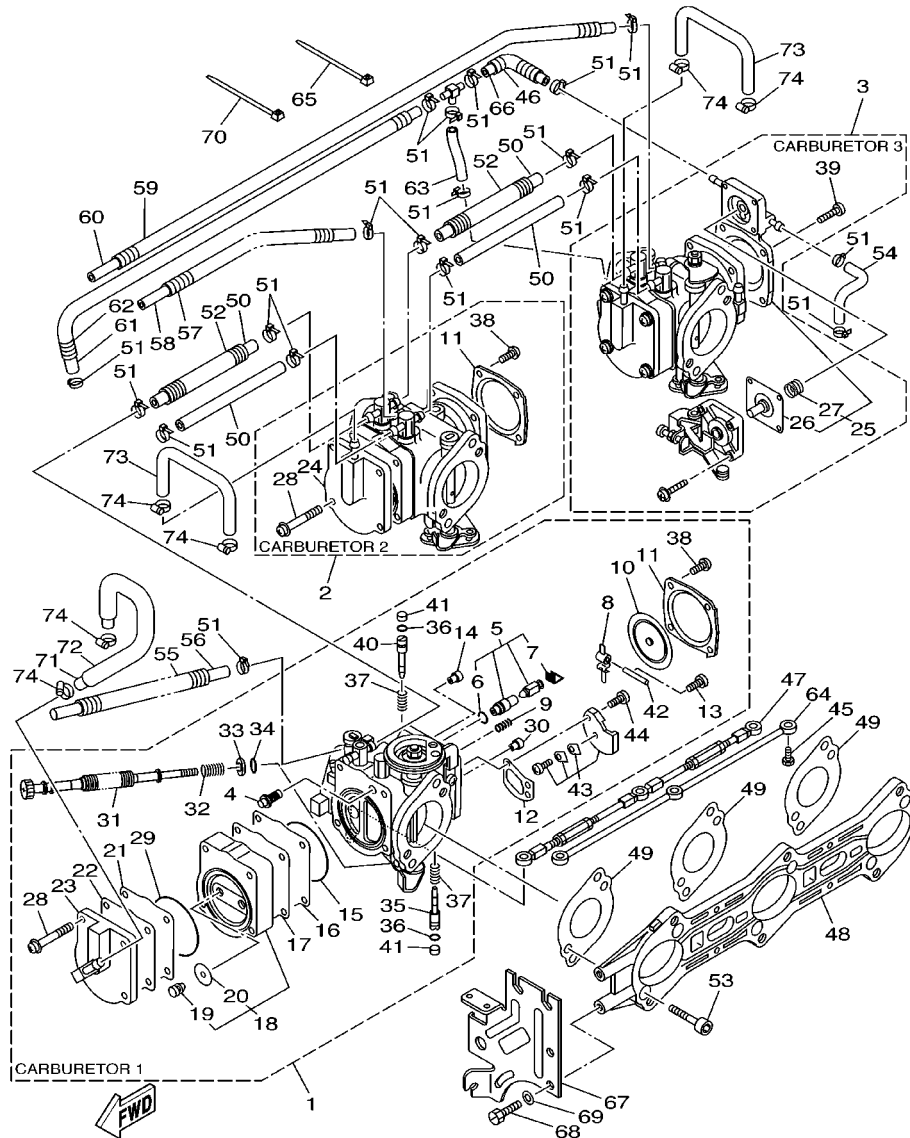
REF. NO.	PART NO.	DESCRIPTION	USA	CAN	GENE	JPN	REMARKS
1	68N-13556-00	GASKET, MANIFOLD	2	2	2	2	
2	68N-14271-00	INSULATOR	1	1	1	1	
3	66V-13624-00-94	PLATE, REED VALVE	1	1	1	1	
4	97013-06025	BOLT	18	18	18	18	
5	92903-06600	WASHER, PLATE	18	18	18	18	
6	90464-14M55	CLAMP	1	1	1	1	
7	90105-08041	BOLT, WASHER BASED	6	6	6	6	
8	90109-06039	BOLT	4	4	4	4	
9	66V-13610-00	REED VALVE ASSY	1	1	1	1	
10	66V-W0004-00	.REED SET	1	1	1	1	
11	66V-13620-00	REED VALVE ASSY	2	2	2	2	
12	66V-W0004-00	.REED SET	1	1	1	1	
13	66V-14480-01	COVER SUB ASSY	1	1	1	1	
14	66V-13898-00	.HOLDER	5	5	5	5	
15	66V-14457-00	.SEAL	1	1	1	1	
16	66E-13473-00	O-RING	3	3	3	3	
17	66V-14284-00	COVER, CARBURETOR 2	1	1	1	1	
18	66V-14451-00	ELEMENT, AIR CLEANER	1	1	1	1	
19	97013-06045	BOLT	6	6	6	6	
20	92903-06600	WASHER, PLATE	6	6	6	6	
21	66V-14440-00	SILENCER ASSY, INTAKE	1	1	1	1	
22	66E-42717-00	RUBBER, SEAL 2	1	1	1	1	
23	90480-22M15	GROMMET	3	3	3	3	
24	90387-08M37	COLLAR	3	3	3	3	
25	90119-08M22	BOLT, WITH WASHER	3	3	3	3	
26	66V-14419-00	PIPE	1	1	1	1	
27	90460-99M23	CLAMP, HOSE	2	2	2	2	

FIG. 5 CARBURETOR



FOV1100-1050

REF. NO.	PART NO.	DESCRIPTION	USA	CAN	GENE	JPN	REMARKS
1	68N-14301-01	CARBURETOR ASSY 1	1	1		1	
2	68N-14302-01	CARBURETOR ASSY 2	1	1		1	
3	68N-14303-01	CARBURETOR ASSY 3	1	1		1	
4	6R7-14569-00	.STRAINER	3	3		3	
5	64T-14916-00	.NEEDLE	3	3		3	
6	8F2-14147-00	..O-RING	1	1		1	
7	7EG-14159-00	..CLIP	1	1		1	
8	6K8-14547-01	.ARM, FLOAT	3	3		3	
9	6R7-14253-00	.SPRING	3	3		3	
10	6R7-14541-00	.DIAPHRAGM, PUMP	3	3		3	
11	6R7-14542-00	.BODY, PUMP 1	2	2		2	CARBURETOR 1,2
12	6K8-14536-11	.GASKET	3	3		3	
13	6K8-14503-02	.SCREW	3	3		3	
14	3G2-1423A-74	.JET, MAIN (#117.5)	3	3		3	
15	66E-14563-01	.O-RING	3	3		3	
16	66E-24471-00	.DIAPHRAGM	3	3		3	
17	66E-24411-00	.DIAPHRAGM	3	3		3	
18	66E-24413-01	.BODY 2	3	3		3	
19	65U-24492-00	..BUSH, FUEL PUMP	2	2		2	
20	66E-24362-00	..VALVE, CHECK 1	2	2		2	
21	66E-24421-00	.VALVE, CHECK	3	3		3	
22	66E-24431-00	.GASKET, FUEL PUMP 1	3	3		3	
23	66V-24452-00	.COVER	1	1		1	CARBURETOR 1
24	66V-24452-10	.COVER	1	1		1	CARBURETOR 2,3
25	66E-14280-00	.COVER, CARBURETOR	1	1		1	CARBURETOR 3
26	66E-14170-00	..DIAPHRAGM ASS'Y	1	1		1	CARBURETOR 3
27	66E-14286-00	..SPRING	1	1		1	CARBURETOR 3

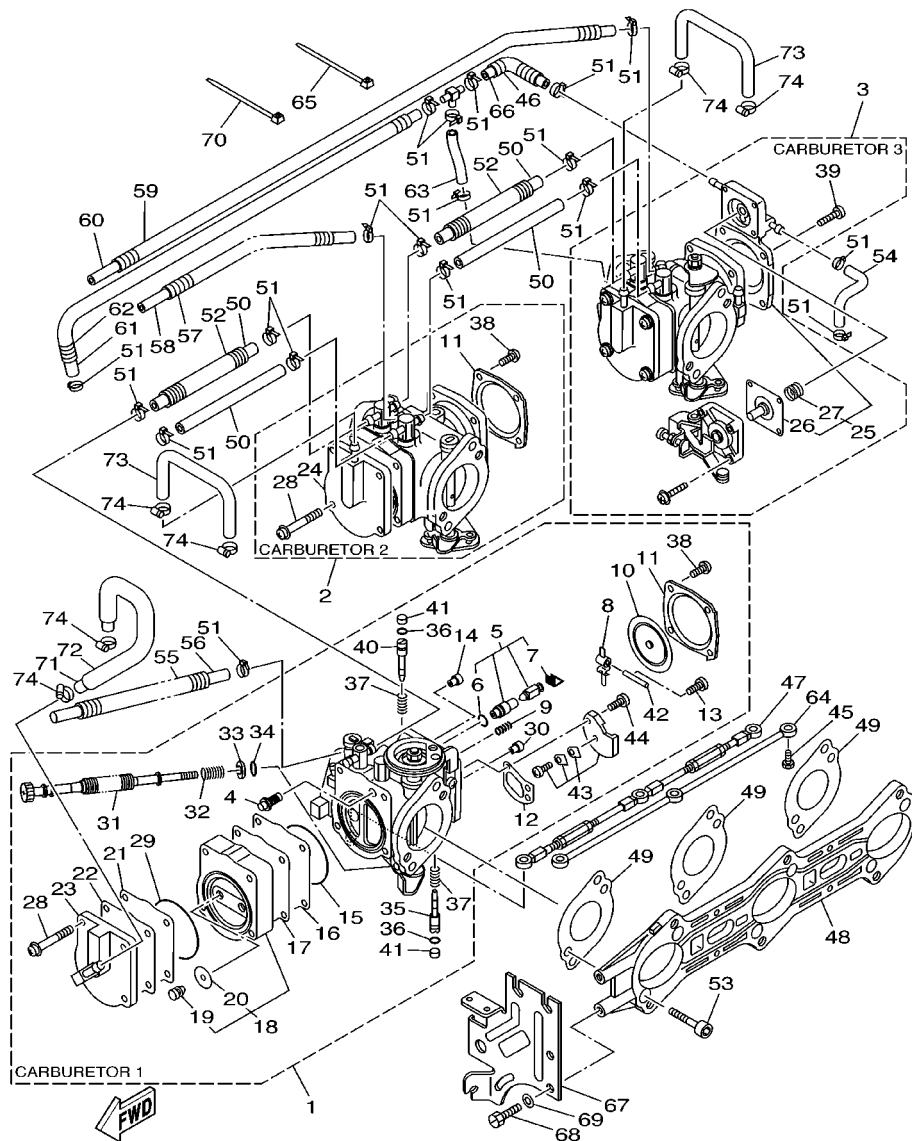


FOV1100-1050

FIG. 5 CARBURETOR

REF. NO.	PART NO.	DESCRIPTION	USA	CAN	GENE	JPN	REMARKS
28	90157-05M17	.SCREW, PAN HEAD	12	12		12	
29	66E-14564-01	.O-RING	3	3		3	
30	1HX-1423A-68	.JET, MAIN (# 87.5)	3	3		3	
31	66V-14124-00	.SCREW, CABLE ADJUSTING	1	1		1	CARBURETOR 1
32	3KW-14932-00	.SPRING, THROTTLE 2	1	1		1	CARBURETOR 1
33	812-14235-00	.WASHER, NEEDLE	1	1		1	CARBURETOR 1
34	812-14147-00	.O-RING	1	1		1	CARBURETOR 1
35	66V-14211-00	.SCREW, PILOT ADJUSTING	3	3		3	
36	93210-03119	.O-RING	6	6		6	
37	66V-14160-00	.COIL, SPRING	6	6		6	
38	97880-05010	.SCREW, PAN HEAD	8	8		8	CARBURETOR 1,2
39	98580-05014	.SCREW, PAN HEAD	4	4		4	CARBURETOR 3
40	66V-14946-00	.PLATE, NEEDLE FITTING	3	3		3	
41	66V-1432A-00	.PLUG	6	6		6	
42	439-14186-00	.PIN, FLOAT	3	3		3	
43	66E-24412-01	.BODY 1	3	3		3	
44	6K8-14523-11	.SCREW, STOP	6	6		6	
45	68N-14486-00	SCREW, ROD	3	3		3	
46	90447-07003	HOSE, WITH SPRING	1	1		1	
47	66V-41217-00	ROD, ACCEL. LEVER	1	1		1	
48	66V-14146-00	PLATE	1	1		1	
49	66E-14398-00	GASKET	3	3		3	
50	90445-11M73	HOSE	4	4		4	
51	35H-14139-00	CLIP, PIPE	19	19		19	
52	90446-17MG6	HOSE	2	2		2	
53	66E-14162-01	BOLT, HOLDING	6	6		6	
54	90445-07004	HOSE	1	1		1	

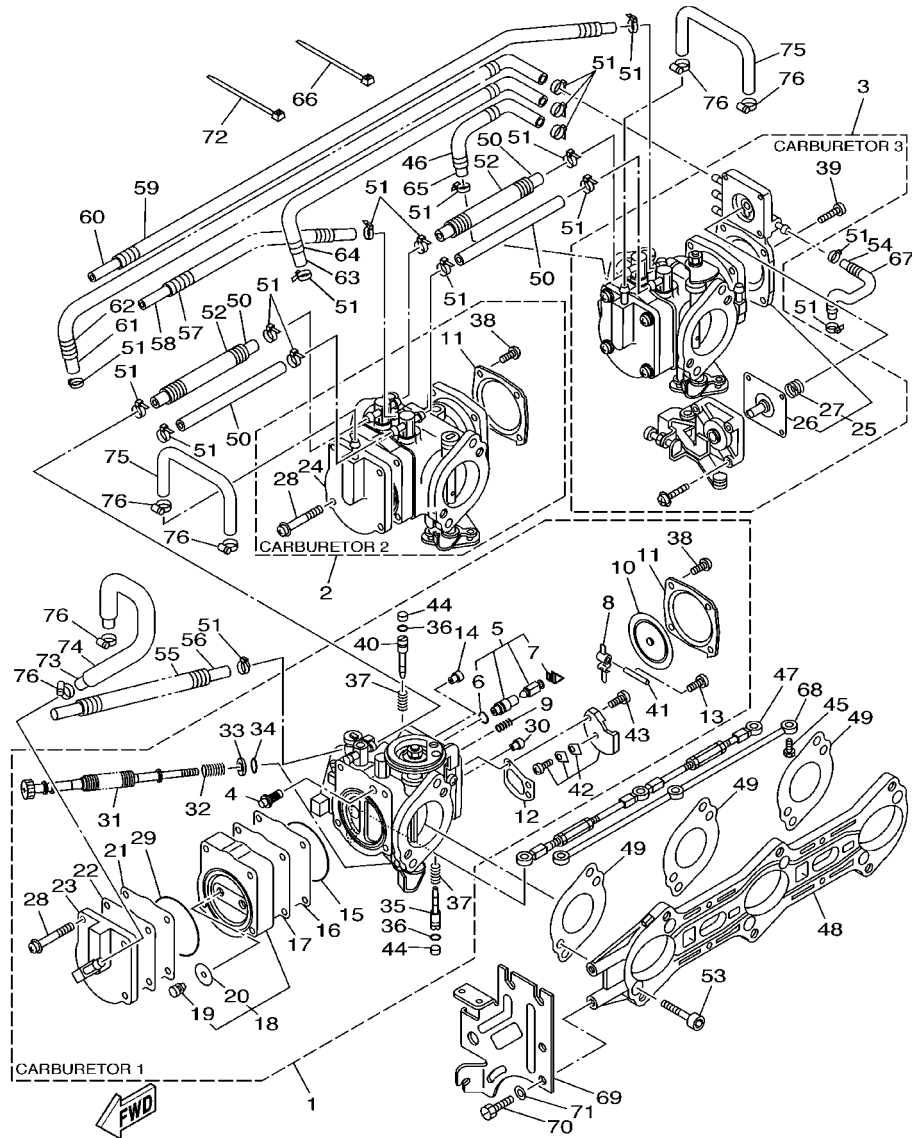
FIG. 5 CARBURETOR



FOV1100-1050

REF. NO.	PART NO.	DESCRIPTION	USA	CAN	GENE	JPN	REMARKS
55	90446-10MG0	HOSE	1	1		1	
56	90446-07MG1	HOSE	1	1		1	
57	90446-10MG2	HOSE	1	1		1	
58	90446-07MG3	HOSE	1	1		1	
59	90446-10MG4	HOSE	1	1		1	
60	90446-07MG5	HOSE	1	1		1	
61	90445-07005	HOSE	1	1		1	
62	90447-07004	HOSE, WITH SPRING	1	1		1	
63	90445-07003	HOSE	1	1		1	
64	68N-14585-00	ROD, CHOKE	1	1		1	
65	4KM-14137-00	CLIP	2	2		2	
66	66V-14294-00	HOSE	1	1		1	
67	66V-14527-00	PLATE	1	1		1	
68	97095-06012	BOLT	3	3		3	
69	92995-06600	WASHER	3	3		3	
70	90465-13M60	CLAMP	3	3		3	
71	66V-24312-00	PIPE 2	1	1		1	
72	90446-14MA9	HOSE	1	1		1	
73	66V-24313-01	PIPE 3	2	2		2	
74	90460-11M17	CLAMP, HOSE	6	6		6	

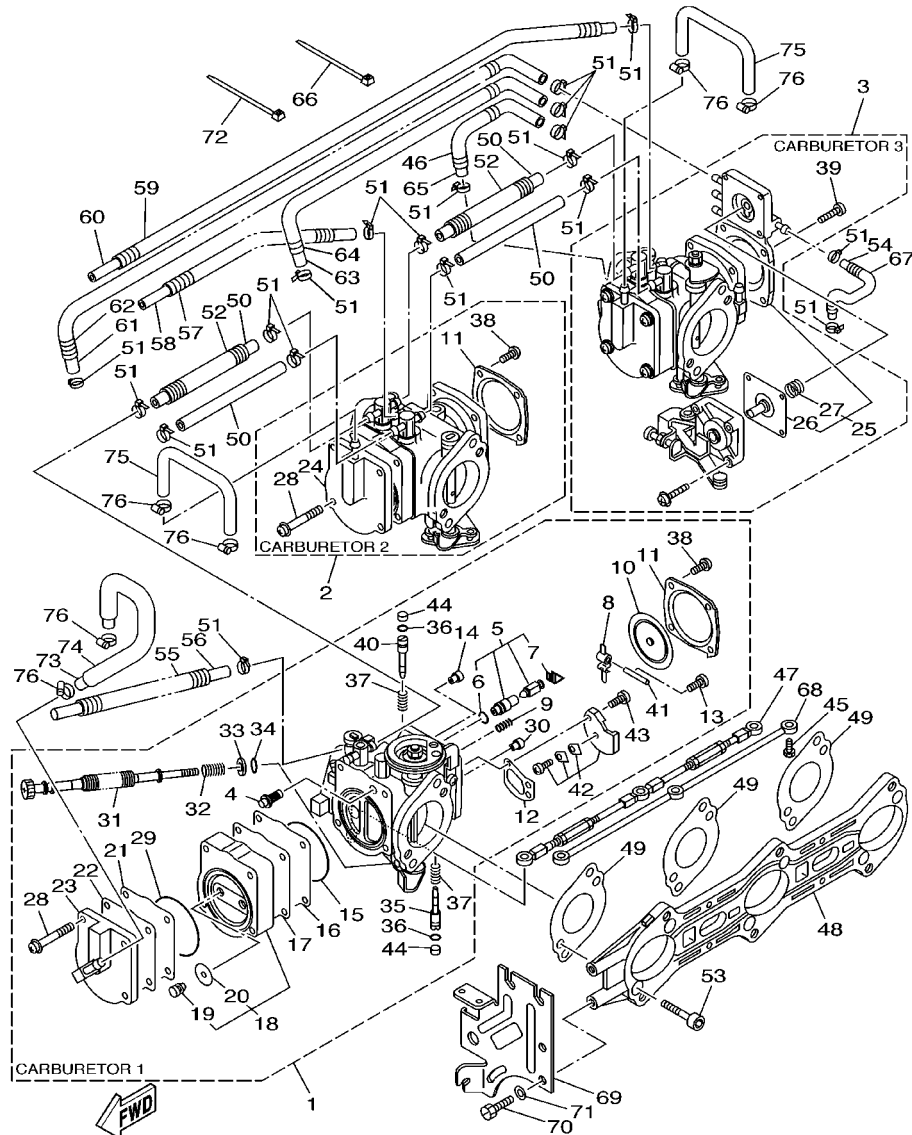
FIG. 6 CARBURETOR 2



FOV1100-1060

REF. NO.	PART NO.	DESCRIPTION	USA	CAN	GENE	JPN	REMARKS
1	69E-14301-01	CARBURETOR ASSY 1				1	
2	69E-14302-01	CARBURETOR ASSY 2				1	
3	69E-14303-01	CARBURETOR ASSY 3				1	
4	6R7-14569-00	..STRAINER				3	
5	64T-14916-00	..NEEDLE				3	
6	8F2-14147-00	..O-RING				1	
7	7EG-14159-00	..CLIP				1	
8	6K8-14547-01	..ARM, FLOAT				3	
9	6R7-14253-00	..SPRING				3	
10	6R7-14541-00	..DIAPHRAGM, PUMP				3	
11	6R7-14542-00	..BODY, PUMP 1				2	CARBURETOR 1,2
12	6K8-14536-11	..GASKET				3	
13	6K8-14503-02	..SCREW				3	
14	3G2-14231-27	..JET, MAIN (#135)				3	
15	66E-14563-01	..O-RING				3	
16	66E-24471-00	..DIAPHRAGM				3	
17	66E-24411-00	..DIAPHRAGM				3	
18	66E-24413-01	..BODY 2				3	
19	65U-24492-00	..BUSH, FUEL PUMP				2	
20	66E-24362-00	..VALVE, CHECK 1				2	
21	66E-24421-00	..VALVE, CHECK				3	
22	66E-24431-00	..GASKET, FUEL PUMP 1				3	
23	66V-24452-00	..COVER				1	CARBURETOR 1
24	66V-24452-10	..COVER				1	CARBURETOR 2,3
25	67B-13784-00	..COVER, PUMP				1	CARBURETOR 3
26	67B-14170-00	..DIAPHRAGM ASS'Y				1	CARBURETOR 3
27	67B-14286-00	..SPRING				1	CARBURETOR 3

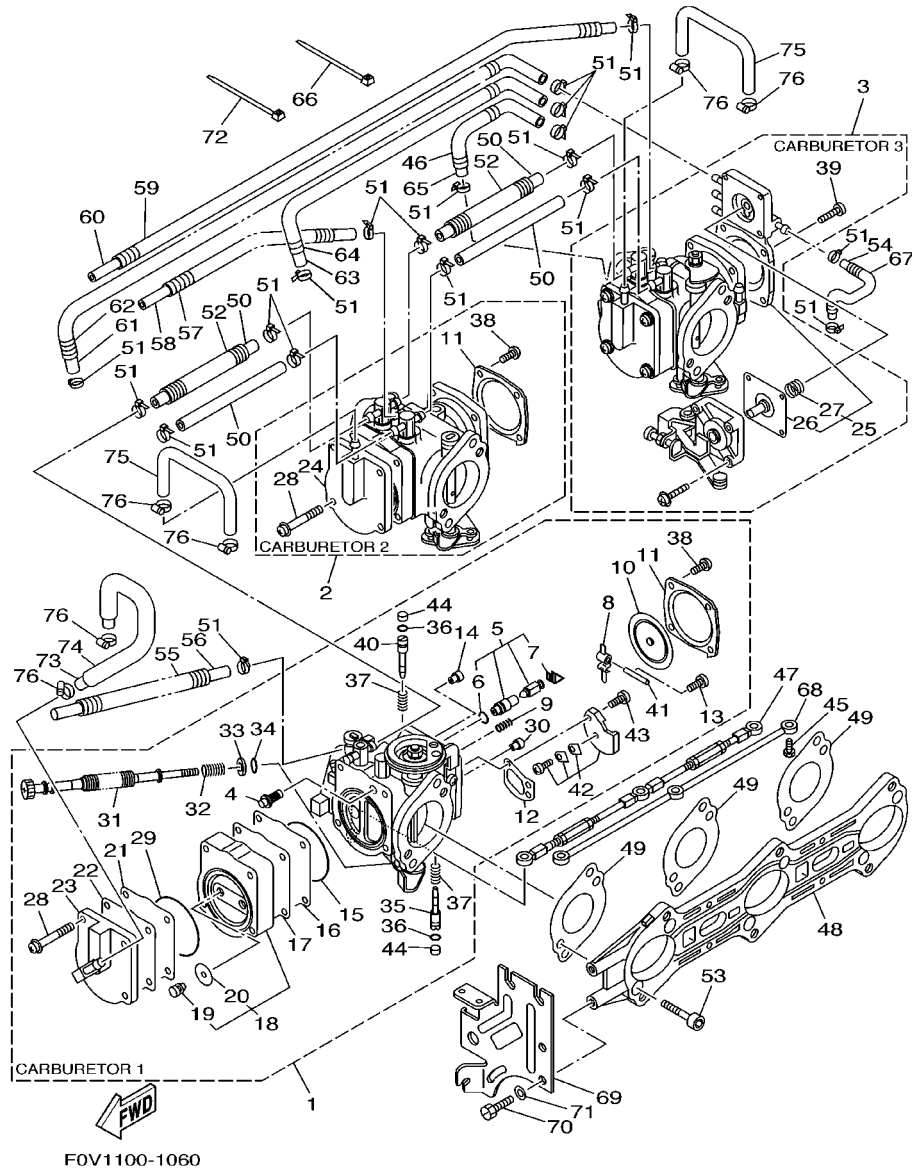
FIG. 6 CARBURETOR 2



FOV1100-1060

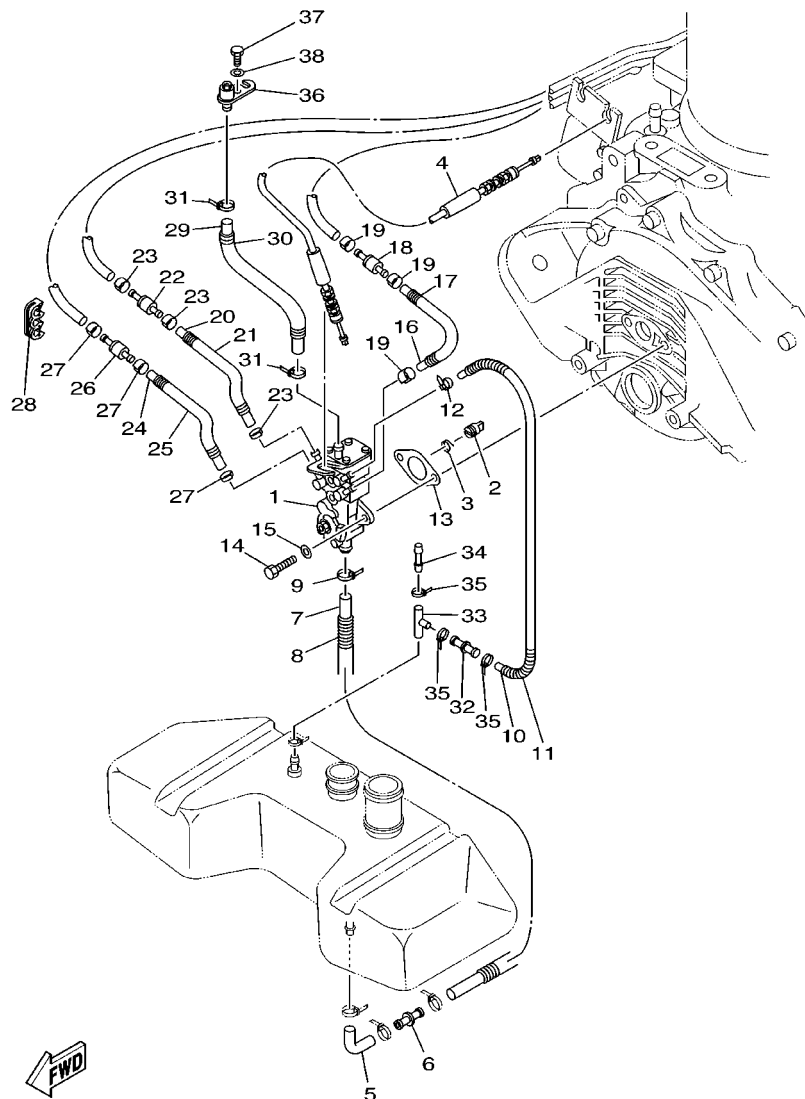
REF. NO.	PART NO.	DESCRIPTION	USA	CAN	GENE	JPN	REMARKS
28	90157-05M17	.SCREW, PAN HEAD				12	
29	66E-14564-01	.O-RING				3	
30	1HX-1423A-69	.JET, MAIN (# 92.5)				3	
31	66V-14124-00	.SCREW, CABLE ADJUSTING				1	CARBURETOR 1
32	3KW-14932-00	.SPRING, THROTTLE 2				1	CARBURETOR 1
33	812-14235-00	.WASHER, NEEDLE				1	CARBURETOR 1
34	812-14147-00	.O-RING				1	CARBURETOR 1
35	66V-14211-00	.SCREW, PILOT ADJUSTING				3	
36	93210-03119	.O-RING				6	
37	66V-14160-00	.COIL, SPRING				6	
38	97880-05010	.SCREW, PAN HEAD				8	CARBURETOR 1,2
39	98580-05014	.SCREW, PAN HEAD				4	CARBURETOR 3
40	66V-14946-00	.PLATE, NEEDLE FITTING				3	
41	439-14186-00	.PIN, FLOAT				3	
42	66E-24412-01	.BODY 1				3	
43	6K8-14523-11	.SCREW, STOP				6	
44	67B-14118-00	.CAP				6	
45	68N-14486-00	SCREW, ROD				3	
46	90446-10MG9	HOSE				1	
47	66V-41217-00	ROD, ACCEL. LEVER				1	
48	66V-14146-00	PLATE				1	
49	66E-14398-00	GASKET				3	
50	90445-11M73	HOSE				4	
51	35H-14139-00	CLIP, PIPE				19	
52	90446-17MG6	HOSE				2	
53	66E-14162-01	BOLT, HOLDING				6	
54	90445-07M60	HOSE				1	

FIG. 6 CARBURETOR 2



REF. NO.	PART NO.	DESCRIPTION	USA	CAN	GENE	JPN	REMARKS
55	90446-10MG0	HOSE				1	
56	90446-07MG1	HOSE				1	
57	90446-10MG2	HOSE				1	
58	90446-07MG3	HOSE				1	
59	90446-10MG4	HOSE				1	
60	90446-07MG5	HOSE				1	
61	90445-07M61	HOSE				1	
62	90446-10MG7	HOSE				1	
63	90445-07M62	HOSE				1	
64	90446-10MG8	HOSE				1	
65	90445-07M63	HOSE				1	
66	4KM-14137-00	CLIP				2	
67	67B-13976-00	PIPE, FUEL 6				1	
68	68N-14585-00	ROD, CHOKE				1	
69	66V-14527-00	PLATE				1	
70	97095-06012	BOLT				3	
71	92995-06600	WASHER				3	
72	90465-13M60	CLAMP				3	
73	66V-24312-00	PIPE 2				1	
74	90446-14MA9	HOSE				1	
75	66V-24313-01	PIPE 3				2	
76	90460-11M17	CLAMP, HOSE				6	

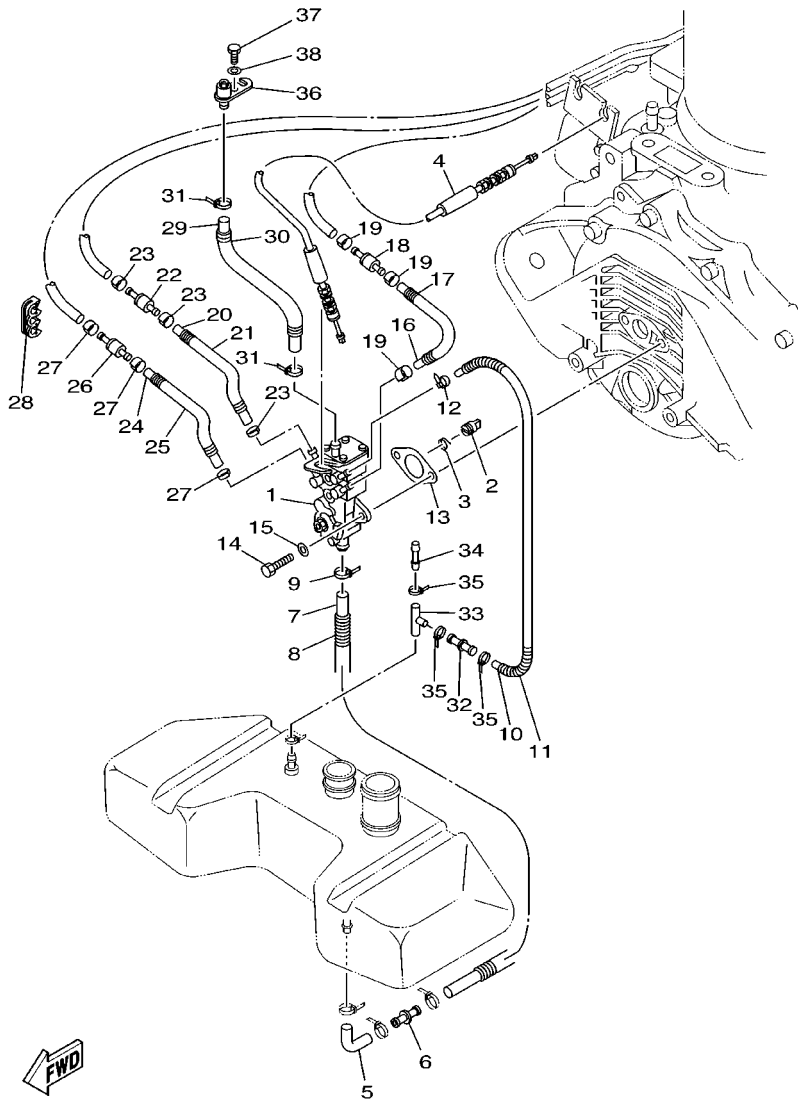
FIG. 7 OIL PUMP



FOX3100-1070

REF. NO.	PART NO.	DESCRIPTION	USA	CAN	GENE	JPN	REMARKS
1	66V-13200-00	OIL INJECTION PUMP ASSY	1	1	1	1	
2	65U-13132-00	JOINT	1	1	1	1	
3	66E-13469-00	SPRING	1	1	1	1	
4	66V-26320-00	PUMP CABLE ASSY	1	1	1	1	
5	66V-13416-01	PIPE, OIL 1	1	1	1	1	
6	66V-51142-00	CONNECTION	1	1	1	1	
7	90445-11M33	HOSE	1	1	1	1	
8	90446-17ME2	HOSE	1	1	1	1	
9	90465-11M10	CLAMP	1	1	1	1	
10	90445-07M09	HOSE (L380)	1	1	1	1	
11	90446-10ME3	HOSE	1	1	1	1	
12	90468-02001	CLIP	1	1	1	1	
13	63M-13116-00	GASKET, PUMP CASE	1	1	1	1	
14	97095-06020	BOLT	2	2	2	2	
15	92995-06600	WASHER	2	2	2	2	
16	90445-07007	HOSE	1	1	1	1	
17	90446-10M82	HOSE	1	1	1	1	
18	67X-13183-00	VALVE, CHECK	1	1	1	1	
19	90468-02001	CLIP	3	3	3	3	
20	90445-07007	HOSE	1	1	1	1	
21	90446-10M82	HOSE	1	1	1	1	
22	67X-13183-00	VALVE, CHECK	1	1	1	1	
23	90468-02001	CLIP	3	3	3	3	
24	90445-07007	HOSE	1	1	1	1	
25	90446-10M82	HOSE	1	1	1	1	
26	67X-13183-00	VALVE, CHECK	1	1	1	1	
27	90468-02001	CLIP	3	3	3	3	

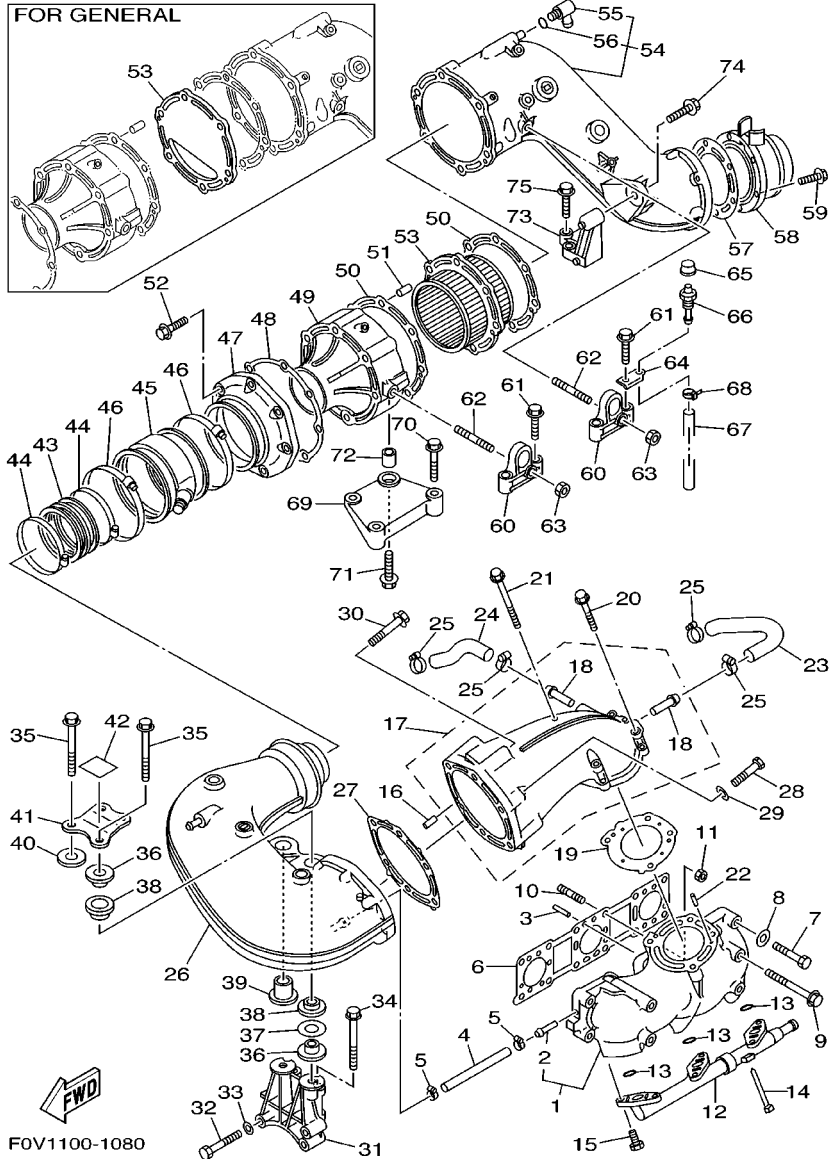
FIG. 7 OIL PUMP



FOX3100-1070

REF. NO.	PART NO.	DESCRIPTION	USA	CAN	GENE	JPN	REMARKS
28	90464-07M05	CLAMP	1	1	1	1	
29	66V-24314-00	PIPE 4	1	1	1	1	
30	90446-17ME8	HOSE	1	1	1	1	
31	90465-11M10	CLAMP	2	2	2	2	
32	63M-13132-00	JOINT	1	1	1	1	
<hr/>							
33	63M-24378-00	PIPE, JOINT 4	1	1	1	1	
34	6G8-24376-00	PIPE, JOINT 1	1	1	1	1	
35	90465-11829	CLAMP	3	3	3	3	YMUS
36	66V-13185-00	BOLT, BREATHER	1	1	1	1	
37	97095-06012	BOLT	1	1	1	1	
38	92995-06600	WASHER	1	1	1	1	
<hr/>							
<hr/>							
<hr/>							
<hr/>							
<hr/>							

FOR GENERAL



F0V1100-1080

FIG. 8 EXHAUST 1

REF. NO.	PART NO.	DESCRIPTION	USA	CAN	GENE	JPN	REMARKS
1	66V-14711-00-8P	MUFFLER 1	1	1	1	1	
2	65U-14251-00	.NIPPLE	1	1	1	1	
3	93606-12019	PIN, DOWEL	2	2	2	2	
4	90445-12M10	HOSE (L125)	1	1	1	1	
5	90460-11M17	CLAMP, HOSE	2	2	2	2	
6	66V-14613-00	GASKET, EXHAUST PIPE	1	1	1	1	
7	97013-10055	BOLT	6	6	6	6	
8	92903-10600	WASHER, PLATE	6	6	6	6	
9	90119-10M11	BOLT, WITH WASHER	4	4	4	4	
10	90116-10M68	BOLT, STUD	2	2	2	2	
11	90179-10M36	NUT	2	2	2	2	
12	66V-24377-00	PIPE, JOINT 3	1	1	1	1	
13	93210-17MA4	O-RING	3	3	3	3	
14	90465-13M36	CLAMP	1	1	1	1	
15	90109-06M99	BOLT	6	6	6	6	
16	93606-12019	PIN, DOWEL	2	2	2	2	
17	66V-14712-00-8P	RING, JOINT	1	1	1	1	
18	66E-51129-00	.NIPPLE	2	2	2	2	
19	66V-14739-00	GASKET, MUFFLER DAMPER 1	1	1	1	1	
20	90119-10M20	BOLT, WITH WASHER	3	3	3	3	
21	90119-10M19	BOLT, WITH WASHER	1	1	1	1	
22	93606-12019	PIN, DOWEL	2	2	2	2	
23	66V-12576-00	HOSE 1	1	1	1	1	
24	66V-12577-00	HOSE 2	1	1	1	1	
25	90450-22M14	HOSE CLAMP ASSY	4	4	4	4	
26	66V-14721-01-8P	MUFFLER 2	1	1	1	1	
27	66V-14749-00	GASKET, MUFFLER DAMPER 2	1	1	1	1	

FOR GENERAL

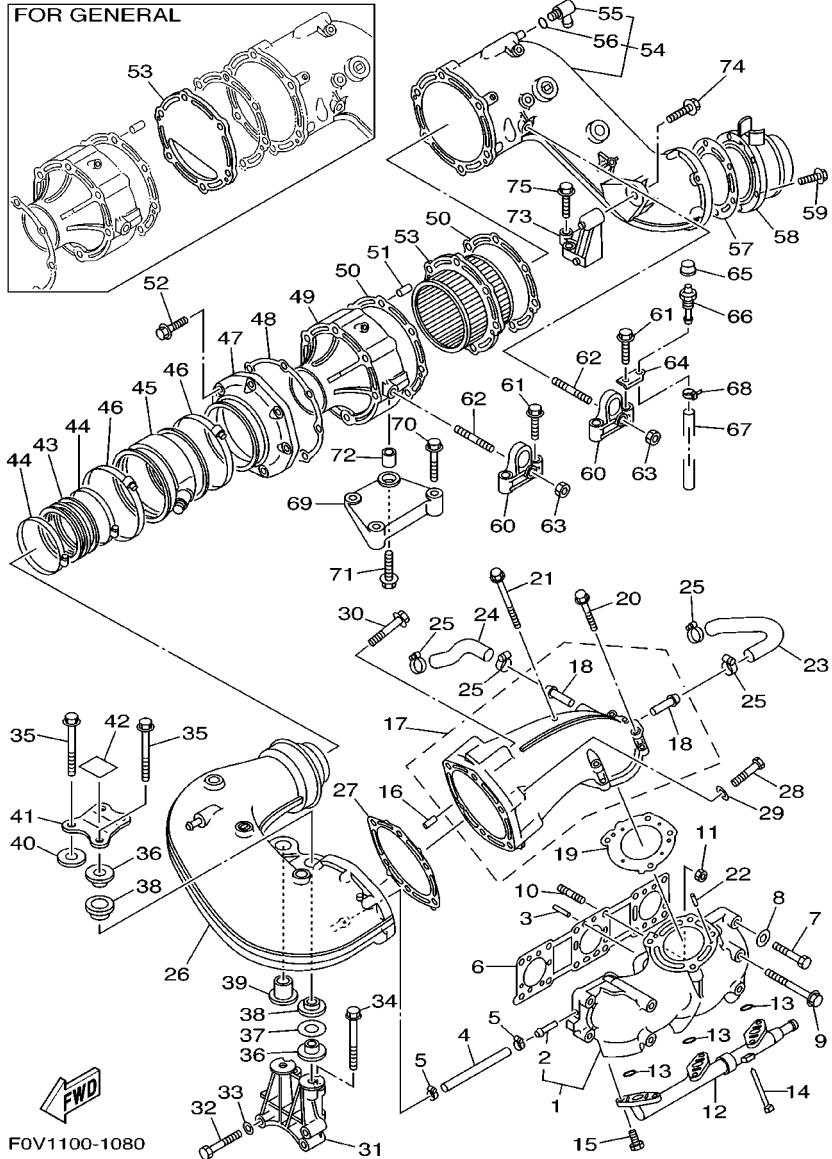


FIG. 8 EXHAUST 1

REF. NO.	PART NO.	DESCRIPTION	USA	CAN	GENE	JPN	REMARKS
28	97013-10065	BOLT	1	1	1	1	
29	92903-10600	WASHER, PLATE	1	1	1	1	
30	97513-10585	BOLT, WITH WASHER	5	5	5	5	
31	66V-14771-01-94	STAY, MUFFLER 1	1	1	1	1	
32	97013-10060	BOLT	2	2	2	2	
33	92903-10600	WASHER, PLATE	2	2	2	2	
34	97513-10590	BOLT, WITH WASHER	2	2	2	2	
35	90119-10M23	BOLT, WITH WASHER	2	2	2	2	
36	90387-12M05	COLLAR	2	2	2	2	
37	90201-28008	WASHER, PLATE	1	1	1	1	
38	90480-30M78	GROMMET	2	2	2	2	
39	66V-14779-00	COLLAR	1	1	1	1	
40	66V-1477L-00	PLATE 2	1	1	1	1	
41	66V-11152-00	BRACKET, CYLINDER HEAD COVER	1	1	1	1	
42	66V-14488-00	LABEL, CAUTION	1	1	1	1	
43	66V-14625-00	JOINT, EXHAUST 2	1	1	1	1	
44	90460-90M19	CLAMP, HOSE	2	2	2	2	
45	66V-14615-01	JOINT, EXHAUST 1	1	1	1	1	
46	90460-99M20	CLAMP, HOSE	2	2	2	2	
47	66V-41113-01-8P	OUTER COVER, EXHAUST			1		FOR GENE
	68N-41113-00-94	OUTER COVER, EXHAUST	1	1		1	FOR USA,CAN,JPN
48	66V-41114-00	GASKET, EXHAUST OUTER COVER	1	1	1	1	
49	66V-41111-02-8P	INNER COVER, EXHAUST			1		FOR GENE
	68N-41111-00-94	INNER COVER, EXHAUST	1	1		1	FOR USA,CAN,JPN
50	66V-41124-00	GASKET, EXHAUST OUTER COVER	2	2	2	2	
51	93606-14081	PIN, DOWEL	2	2	2	2	
52	90119-08M63	BOLT, WITH WASHER	6	6	6	6	

FOR GENERAL

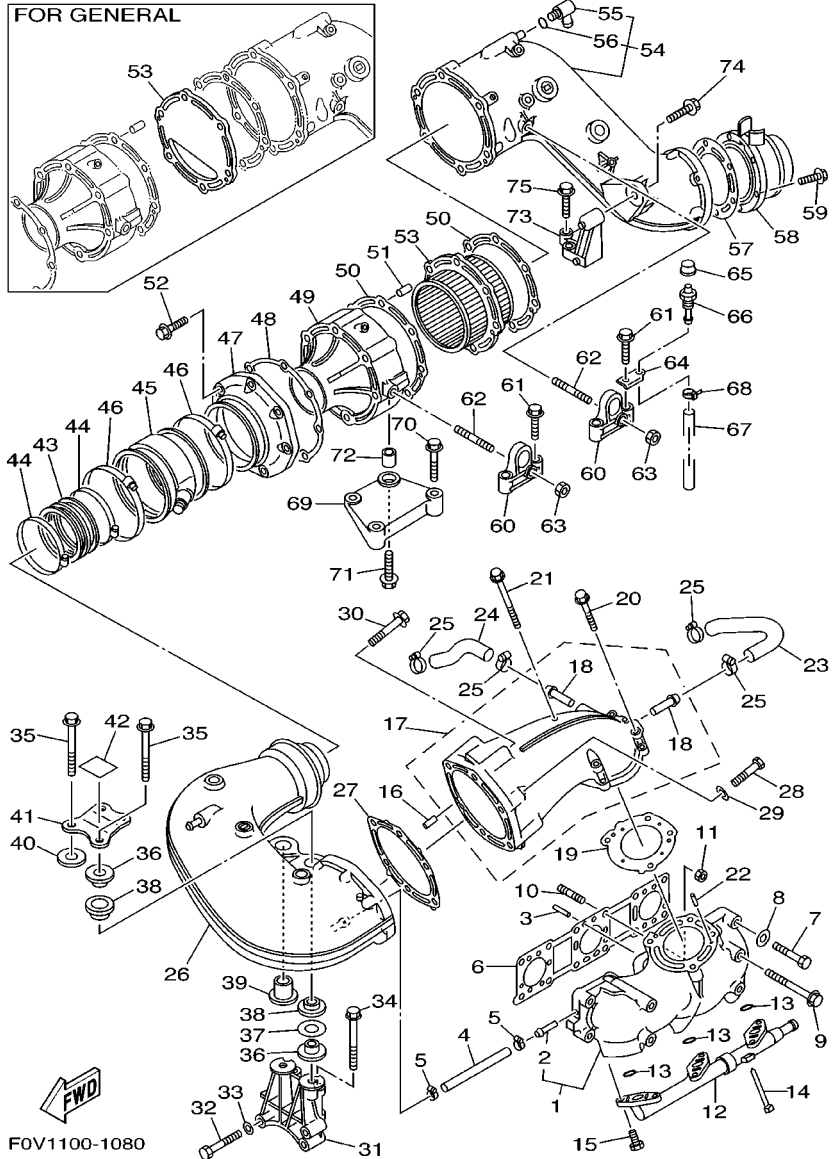
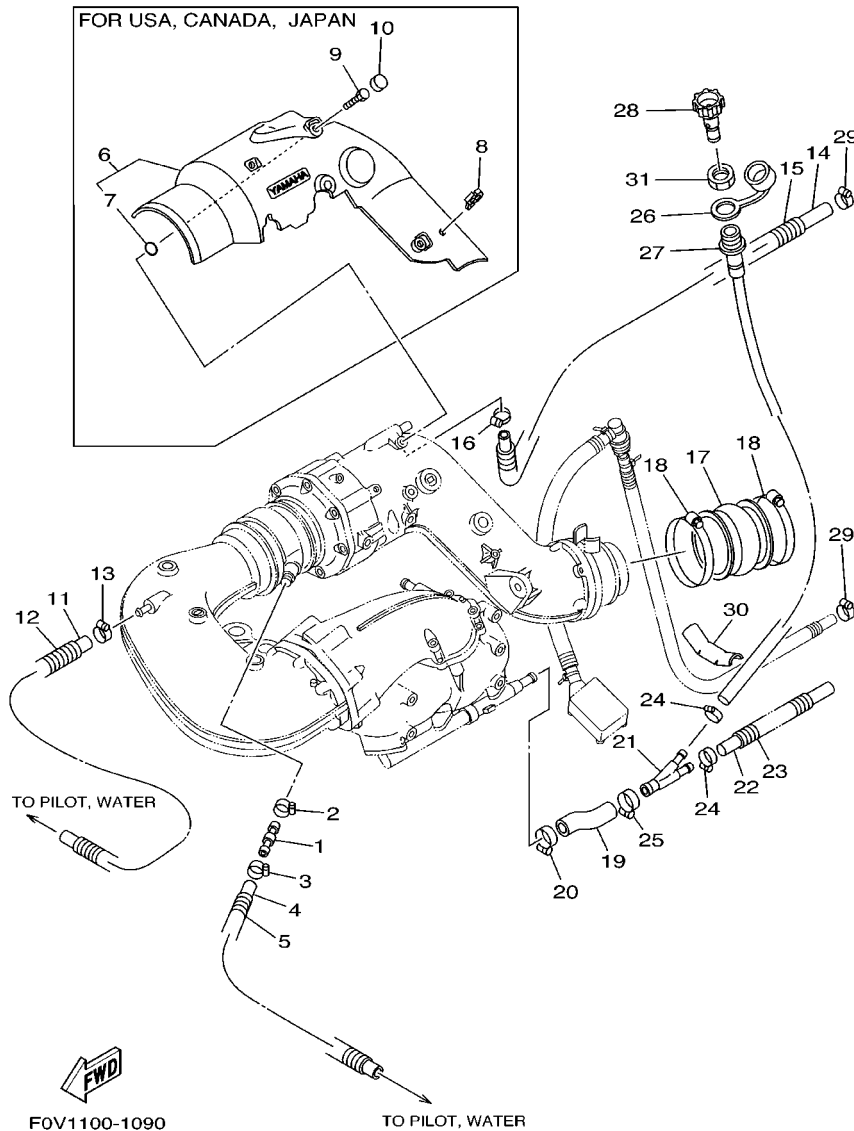


FIG. 8 EXHAUST 1

REF. NO.	PART NO.	DESCRIPTION	USA	CAN	GENE	JPN	REMARKS
53	66V-14740-00	CATALYST ASSY.	1	1		1	FOR USA,CAN,JPN
	67B-1465A-00	FLANGE 1			1		FOR GENE
54	68B-41123-00-8P	OUTER COVER, EXHAUST			1		FOR GENE
	68N-41123-00-94	OUTER COVER, EXHAUST	1	1		1	FOR USA,CAN,JPN
55	67X-12481-00	.PIPE 1	1	1	1	1	
56	93210-17001	.O-RING	1	1	1	1	
57	68N-14623-00	GASKET, EXHAUST PIPE	1	1	1	1	
58	68N-14784-00-94	PIPE, TAIL	1	1	1	1	
59	90105-08M22	BOLT, WASHER BASED	6	6	6	6	
60	66E-14771-01-94	STAY, MUFFLER 1	2	2	2	2	
61	90119-10M18	BOLT, WITH WASHER	4	4	4	4	
62	90116-10M66	BOLT, STUD	2	2	2	2	
63	90179-10M35	NUT	2	2	2	2	
64	66V-1477K-00	PLATE 1	1	1	1	1	
65	663-45119-00	CAP, GREASE NIPPLE	1	1	1	1	
66	61L-5169A-00	NIPPLE, GREASE	1	1	1	1	
67	90445-09M33	HOSE (L580)	1	1	1	1	
68	90465-11M10	CLAMP	1	1	1	1	
69	66V-14782-00-94	STAY 5	1	1	1	1	
70	90105-10M87	BOLT, WASHER BASED	2	2	2	2	
71	97513-10545	BOLT, WITH WASHER	2	2	2	2	
72	99590-14016	PIN, DOWEL	1	1	1	1	
73	68N-14791-00-94	STAY, MUFFLER	1	1	1	1	
74	90119-10M00	BOLT, WITH WASHER	2	2	2	2	
75	90119-10M13	BOLT, WITH WASHER	1	1	1	1	

FIG. 9 EXHAUST 2

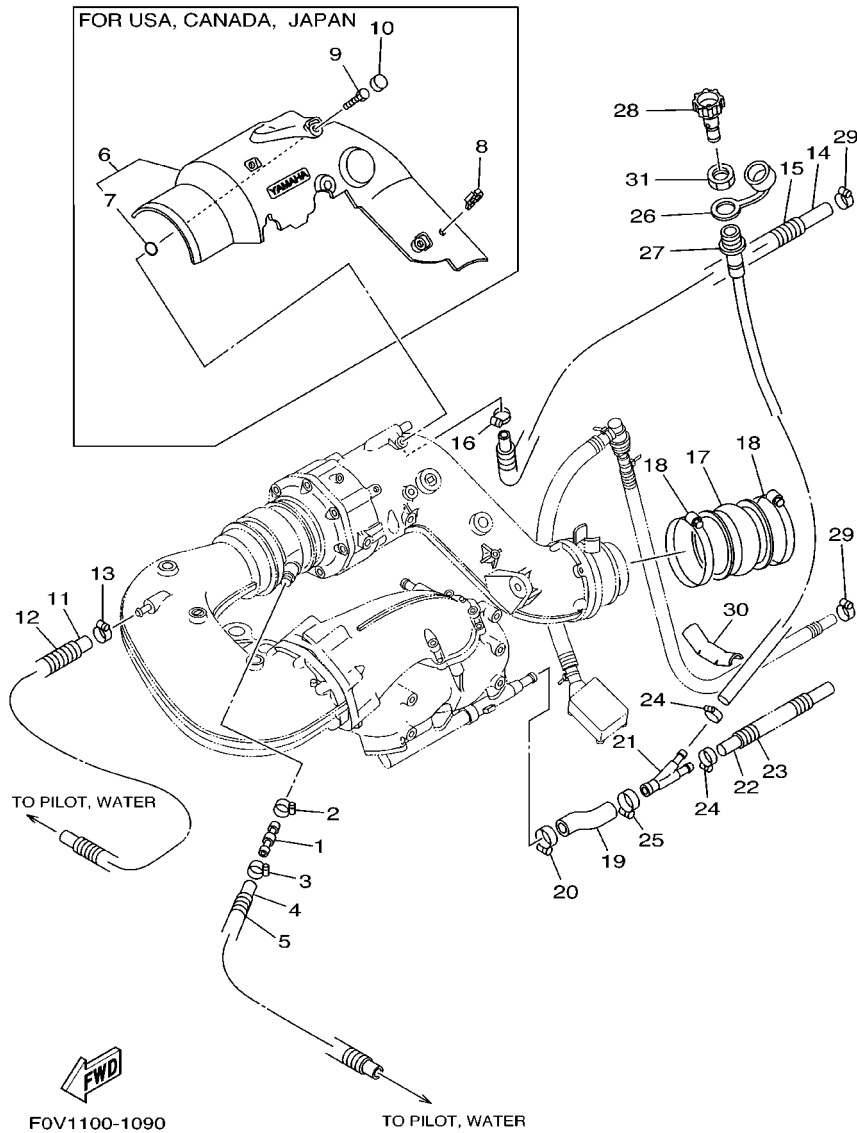


F0V1100-1090

TO PILOT, WATER

REF. NO.	PART NO.	DESCRIPTION	USA	CAN	GENE	JPN	REMARKS
1	66E-51142-00	CONNECTION	1	1	1	1	
2	90450-18M09	HOSE CLAMP ASSY	1	1	1	1	
3	90450-14M05	HOSE CLAMP ASSY	1	1	1	1	
4	90445-14M33	HOSE (L1150)	1	1	1	1	
5	90446-20ME4	HOSE	1	1	1	1	
6	66V-14718-00	PROTECTOR, MUFFLER 1	1	1		1	FOR USA,CAN,JPN
7	90430-09M10	.GASKET	3	3		3	FOR USA,CAN,JPN
8	90464-07M56	CLAMP	1	1		1	FOR USA,CAN,JPN
9	90109-06M99	BOLT	3	3		3	FOR USA,CAN,JPN
10	66V-15779-00	COVER	3	3		3	FOR USA,CAN,JPN
11	90445-14M09	HOSE (L1020)	1	1	1	1	
12	90446-20M70	HOSE	1	1	1	1	
13	90450-18M09	HOSE CLAMP ASSY	1	1	1	1	
14	90445-21002	HOSE (L900)	1	1	1	1	
15	90446-27M95	HOSE	1	1	1	1	
16	90450-22M14	HOSE CLAMP ASSY	1	1	1	1	
17	66V-14752-00	PIPE, OUTLET	1	1	1	1	
18	90450-99M02	HOSE CLAMP ASSY	2	2	2	2	
19	66V-12579-00	HOSE 4	1	1	1	1	
20	90450-22M14	HOSE CLAMP ASSY	1	1	1	1	
21	66V-12581-00	JOINT, HOSE 1	1	1	1	1	
22	90445-18M02	HOSE (L700)	1	1	1	1	
23	90446-24M52	HOSE	1	1	1	1	
24	90450-18M09	HOSE CLAMP ASSY	2	2	2	2	
25	90450-22M14	HOSE CLAMP ASSY	1	1	1	1	
26	682-84385-01	CAP,1	1	1	1	1	
27	64T-12580-00	JOINT ASSY	1	1	1	1	

FIG. 9 EXHAUST 2



REF. NO.	PART NO.	DESCRIPTION	USA	CAN	GENE	JPN	REMARKS
28	67X-12590-00	CONDUCTION ASSY	1				FOR USA
	67X-12590-10	CONDUCTION ASSY				1	FOR JPN
	67X-12590-20	CONDUCTION ASSY		1	1		FOR CAN,GENE
29	90601-118UF	BAND, HOSE 18	2	2	2	2	YMUS
30	GJ1-U7578-21	PACKING, HOSE 2	1	1	1	1	YMUS
31	EU0-61652-00	NUT	1	1	1	1	
<hr/>							
<hr/>							
<hr/>							
<hr/>							
<hr/>							
<hr/>							
<hr/>							

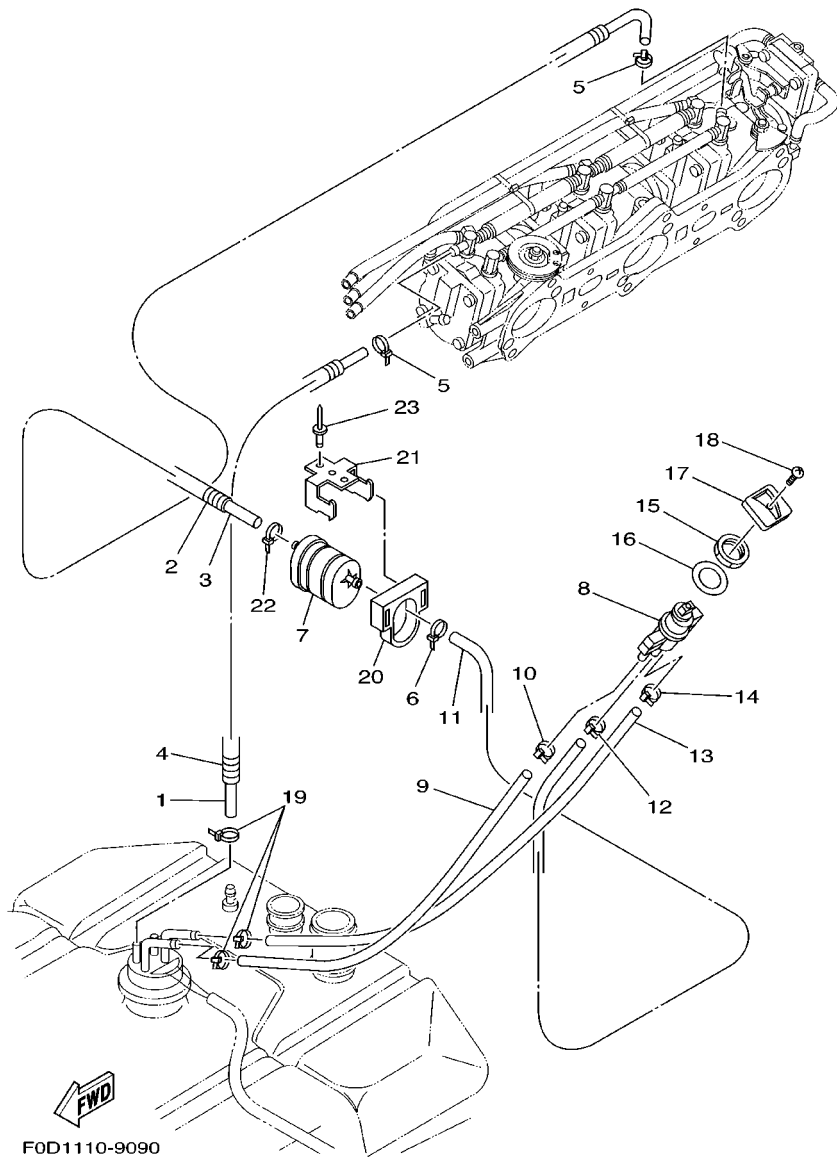
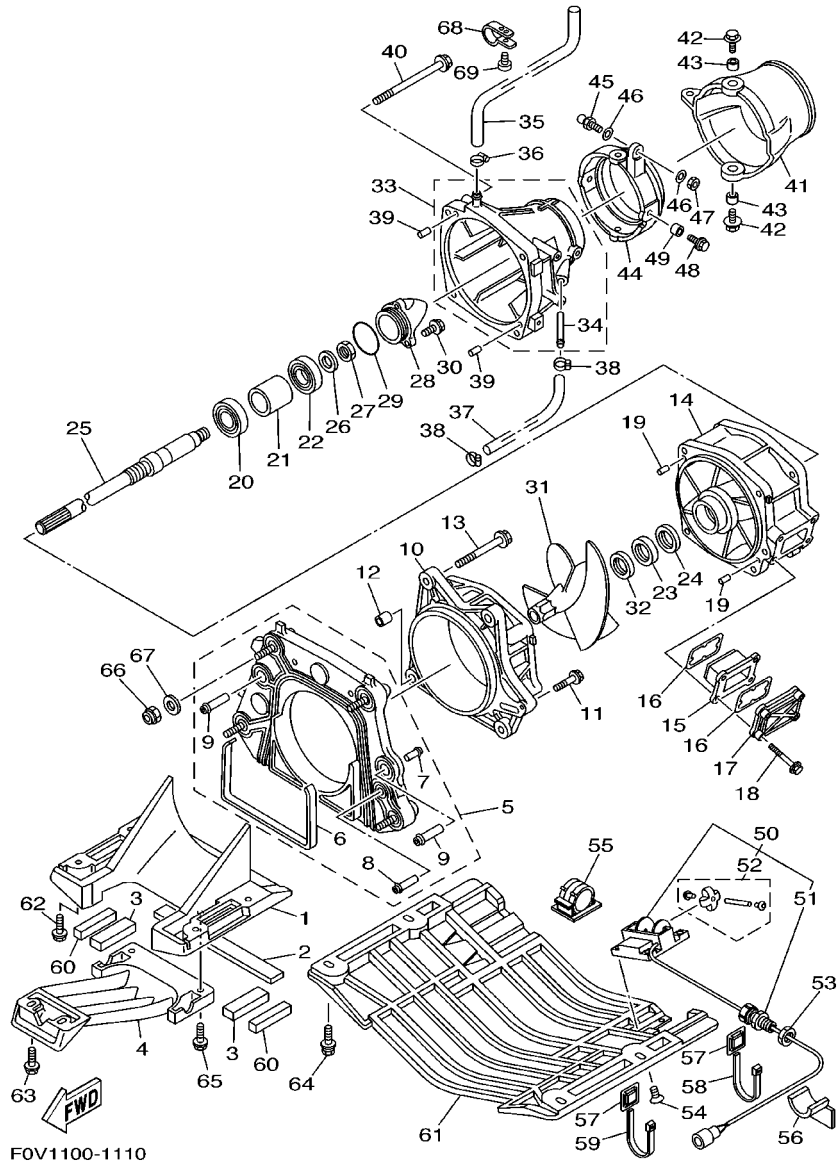


FIG. 10 FUEL

REF. NO.	PART NO.	DESCRIPTION	USA	CAN	GENE	JPN	REMARKS
1	90445-11M70	HOSE (L1000)	1	1	1	1	
2	90446-17MA5	HOSE	1	1	1	1	
3	90445-11019	HOSE	1	1	1	1	
4	90447-13005	HOSE, WITH SPRING	1	1	1	1	
5	90465-11M10	CLAMP	2	2	2	2	
6	90465-11829	CLAMP	1	1	1	1	YMUS
7	66V-24560-00	FILTER ASSY	1	1	1	1	
8	66V-24500-02	FUEL COCK ASSY 1	1	1	1	1	
9	90445-11M67	HOSE (L450)	1	1	1	1	
10	90465-11M10	CLAMP	1	1	1	1	
11	90445-11M68	HOSE (L450)	1	1	1	1	
12	90465-11M10	CLAMP	1	1	1	1	
13	90445-11M69	HOSE (L450)	1	1	1	1	
14	90465-11M10	CLAMP	1	1	1	1	
15	90170-22187	NUT	1	1	1	1	
16	90202-229U1	WASHER, PLATE	1	1	1	1	YMUS
17	F0D-6777C-00	LEVER, COCK	1	1	1	1	
18	98980-04008	SCREW, BIND	1	1	1	1	
19	90465-11829	CLAMP	3	3	3	3	YMUS
20	EU0-U7817-00	HOLDER, FILTER	1	1	1	1	YMUS
21	FN8-67816-00	BRACKET, FUEL FILTER	1	1	1	1	
22	90465-11829	CLAMP	1	1	1	1	YMUS
23	90267-489U1	RIVET, BLIND	2	2	2	2	YMUS

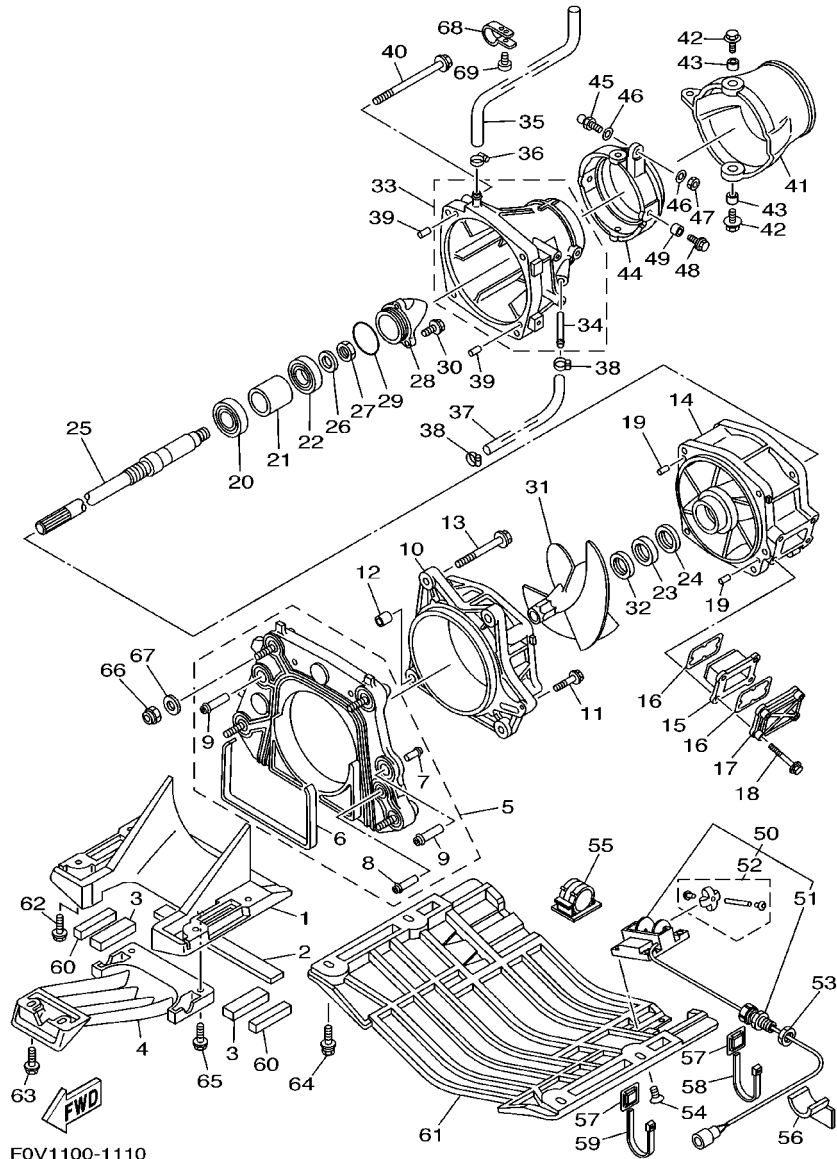
FIG. 11 JET UNIT 1



FOV1100-1110

REF. NO.	PART NO.	DESCRIPTION	USA	CAN	GENE	JPN	REMARKS
1	66V-51311-00-94	DUCT, INTAKE	1	1	1	1	
2	66V-51367-00	FELT, PACKING	1	1	1	1	
3	66V-51368-00	FELT, PACKING	1	1	1	1	
4	66V-51333-00-94	SCREEN, INTAKE	1	1	1	1	
5	66V-G5831-00	PLATE, TRANSOM	1	1	1	1	YMUS
6	66V-51367-10	.FELT, PACKING	1	1	1	1	
7	65A-R1129-00	.NIPPLE	1	1	1	1	YMUS
8	66V-51129-01	.NIPPLE	1	1	1	1	
9	66V-51129-10	.NIPPLE	2	2	2	2	
10	66V-51312-01-94	HOUSING, IMPELLER	1	1	1	1	
11	90119-06835	BOLT, WITH WASHER	1	1	1	1	YMUS
12	99590-14016	PIN, DOWEL	2	2	2	2	
13	90119-10836	BOLT, WITH WASHER	4	4	4	4	YMUS
14	66V-51315-00-94	DUCT, IMPELLER	1	1	1	1	
15	66V-46882-00	FILTER	1	1	1	1	
16	66V-42414-00	O-RING	2	2	2	2	
17	66V-45214-00-94	COVER, WATER INLET	1	1	1	1	
18	90119-06800	BOLT, WITH WASHER	4	4	4	4	YMUS
19	93606-12019	PIN, DOWEL	2	2	2	2	
20	93306-205U0	BEARING	1	1	1	1	
21	65V-45538-00	SPACER 1	1	1	1	1	
22	93306-304U1	BEARING	1	1	1	1	
23	93101-28M66	OIL SEAL	1	1	1	1	
24	93101-28M65	OIL SEAL	1	1	1	1	
25	68Y-45511-01	SHAFT, DRIVE	1	1	1	1	
26	9299R-16600	WASHER	1	1	1	1	YMUS
27	9531P-16700	NUT	1	1	1	1	YMUS

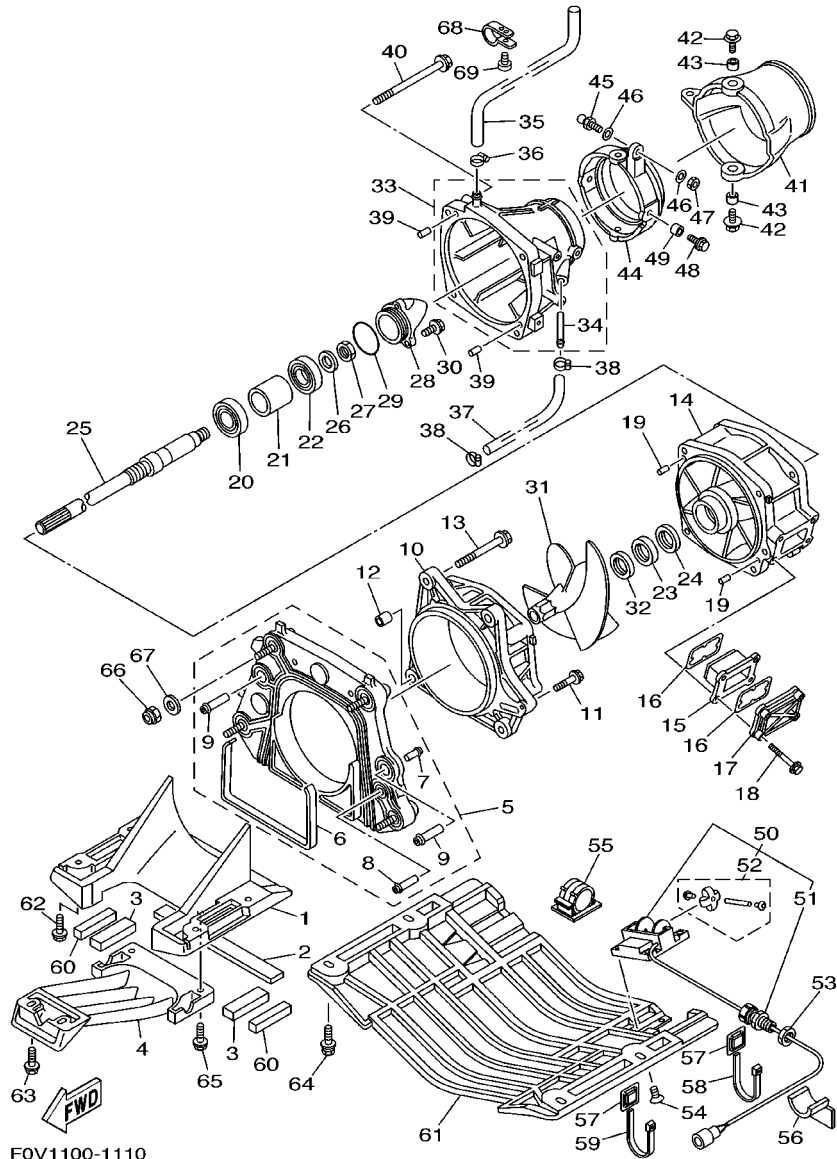
FIG. 11 JET UNIT 1



FOV1100-1110

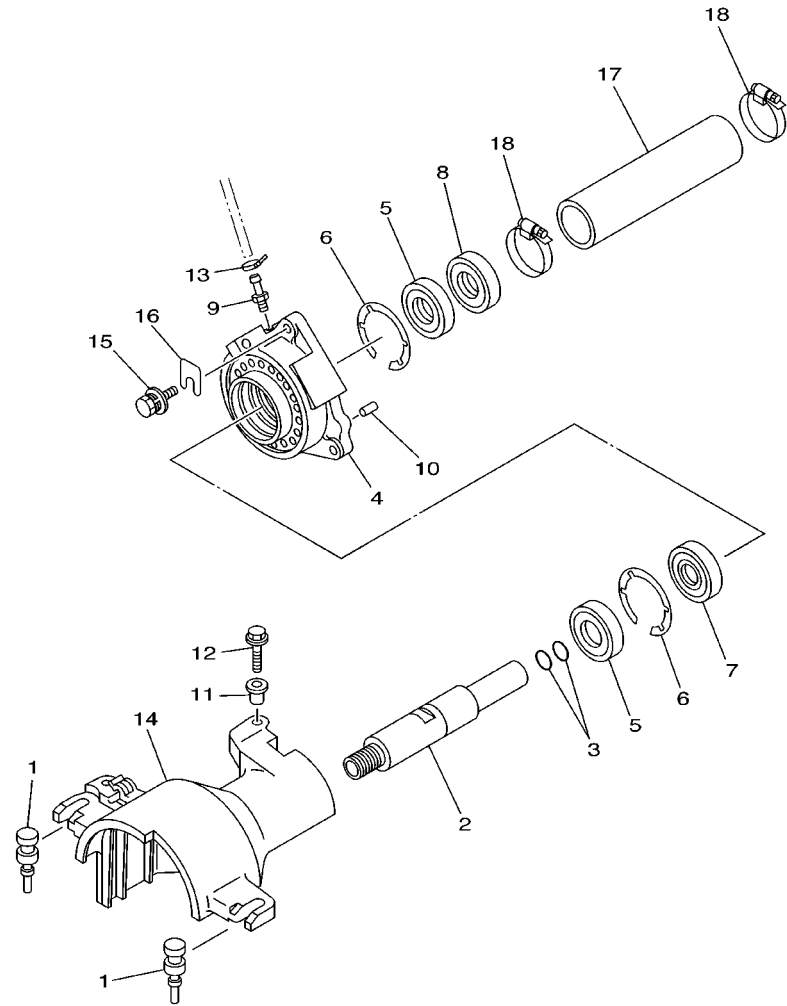
REF. NO.	PART NO.	DESCRIPTION	USA	CAN	GENE	JPN	REMARKS
28	65A-R1326-00	CAP	1	1	1	1	YMUS
29	93210-46M16	O-RING	1	1	1	1	
30	90119-069UB	BOLT, WITH WASHER	3	3	3	3	YMUS
31	68N-R1321-00	IMPELLER	1	1	1	1	YMUS
32	66V-R1348-10	SPACER	1	1	1	1	YMUS
33	66V-51318-00-94	NOZZLE	1	1	1	1	
34	63M-51334-00	.NIPPLE,HOSE	1	1	1	1	
35	90445-16M09	HOSE (L310)	1	1	1	1	
36	90601-118UF	BAND, HOSE 18	1	1	1	1	YMUS
37	90445-14898	HOSE (L270)	1	1	1	1	YMUS
38	90465-11829	CLAMP	2	2	2	2	YMUS
39	93606-12019	PIN, DOWEL	2	2	2	2	
40	90119-10837	BOLT, WITH WASHER	4	4	4	4	YMUS
41	66V-R1313-01	NOZZLE,DEFLECTOR	1	1	1	1	YMUS
42	90119-089UE	BOLT, WITH WASHER	2	2	2	2	YMUS
43	90387-08M06	COLLAR	2	2	2	2	
44	66G-51190-00-94	RING,TRIM	1	1	1	1	
45	GH3-U146E-00	STUD, JOINT BALL	1	1	1	1	YMUS
46	90201-068M4	WASHER, PLATE	2	2	2	2	YMUS
47	9538R-06700	NUT	1	1	1	1	YMUS
48	90119-089UE	BOLT, WITH WASHER	2	2	2	2	YMUS
49	90387-08M06	COLLAR	2	2	2	2	
50	F0V-U8K31-00	SENSOR SPEED	1	1	1	1	YMUS
51	EU0-67267-20	.CONNECTOR, CABLE	1	1	1	1	
52	GJ1-U835D-00	.SERVIS KIT (SPEED SENSOR)	1	1	1	1	YMUS
53	EU0-62241-30	NUT, DRAIN 1	1	1	1	1	
54	9878R-05512	SCREW, FLAT HEAD	4	4	4	4	YMUS

FIG. 11 JET UNIT 1



REF. NO.	PART NO.	DESCRIPTION	USA	CAN	GENE	JPN	REMARKS
55	90600-925U9	CLAMP	1	1	1	1	YMUS
56	GJ1-U7578-11	PACKING, HOSE 2	1	1	1	1	YMUS
57	90600-900U6	BASE, CLAMP	8	8	8	8	YMUS
58	90464-40825	CLAMP	7	7	7	7	YMUS
59	90464-99801	CLAMP	1	1	1	1	YMUS
60	F0V-U7525-01	PACKING	1	1	1	1	YMUS
61	F0V-U273B-00	PLATE 2	1	1	1	1	YMUS
62	90119-089U6	BOLT, WITH WASHER	4	4	4	4	YMUS
63	90119-069UK	BOLT, WITH WASHER	2	2	2	2	YMUS
64	90119-089U6	BOLT, WITH WASHER	4	4	4	4	YMUS
65	90119-069UB	BOLT, WITH WASHER	2	2	2	2	YMUS
66	9572R-10300	NUT, FLANGE	4	4	4	4	YMUS
67	90201-10801	WASHER, PLATE	4	4	4	4	YMUS
68	90600-921U1	CLIP, NYLON 21	1	1	1	1	YMUS
69	97780-50514	SCREW, TAPPING	1	1	1	1	

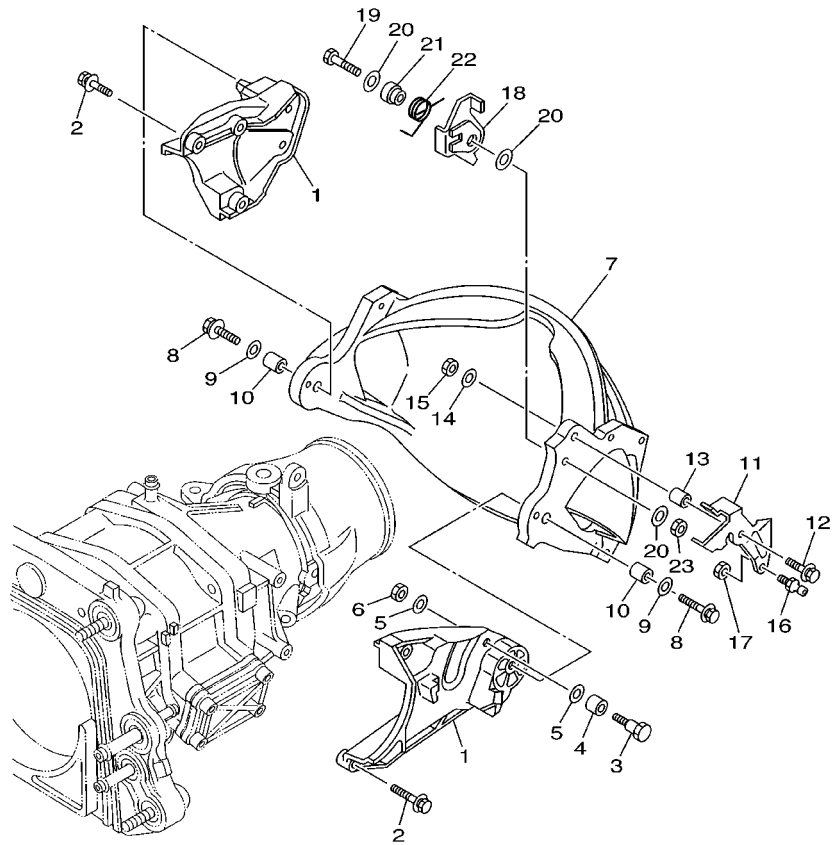
FIG. 12 JET UNIT 2



FOV1100-1120

REF. NO.	PART NO.	DESCRIPTION	USA	CAN	GENE	JPN	REMARKS
1	90480-06M46	GROMMET	2	2	2	2	
2	68N-51323-00	SHAFT, COUPLOR	1	1	1	1	
3	93210-19MJ4	O-RING	2	2	2	2	
4	61X-45332-03-94	HOUSING, BEARING	1	1	1	1	
5	93101-25M55	OIL SEAL	2	2	2	2	
6	93430-47M04	CIRCLIP	2	2	2	2	
7	93306-205U6	BEARING	1	1	1	1	
8	93101-25M56	OIL SEAL	1	1	1	1	
9	61L-45378-00	NIPPLE, HOSE	1	1	1	1	
10	93606-12019	PIN, DOWEL	2	2	2	2	
11	90387-06M60	COLLAR	1	1	1	1	
12	90119-069UD	BOLT, WITH WASHER	1	1	1	1	YMUS
13	90465-11829	CLAMP	1	1	1	1	YMUS
14	66V-R1381-00	COVER	1	1	1	1	YMUS
15	90119-089UL	BOLT, WITH WASHER	3	3	3	3	YMUS
16	GD0-U7249-00-05	SHIM (T=0.5)	1	1	1	1	UR, YMUS
	GD0-U7249-00-10	SHIM (T=1.0)	1	1	1	1	UR, YMUS
17	F0D-U883B-01	PIPE, 1	1	1	1	1	YMUS
18	90601-152U3	BAND, HOSE 52	2	2	2	2	YMUS

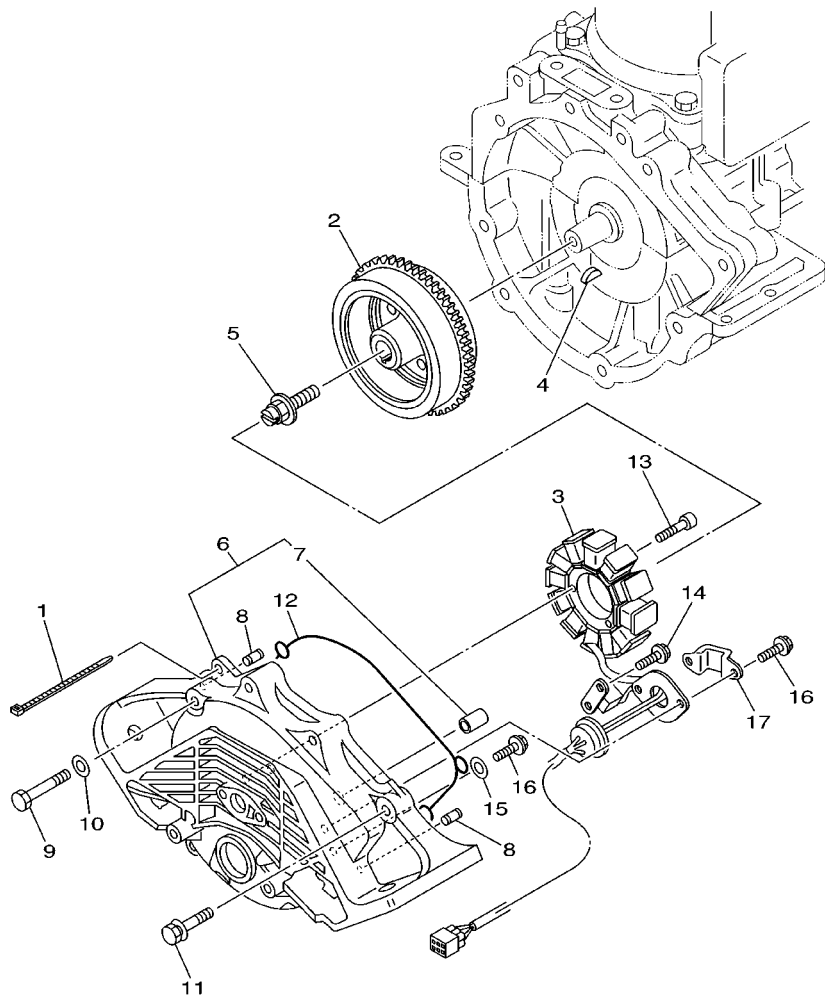
FIG. 13 JET UNIT 3



F0D1110-9120

REF. NO.	PART NO.	DESCRIPTION	USA	CAN	GENE	JPN	REMARKS
1	66V-51341-00-94	BRACKET 1	2	2	2	2	
2	90119-069UD	BOLT, WITH WASHER	6	6	6	6	YMUS
3	90109-08879	BOLT	1	1	1	1	YMUS
4	90387-10M09	COLLAR	1	1	1	1	
5	9299R-08600	WASHER	2	2	2	2	YMUS
6	9538R-08600	NUT	1	1	1	1	YMUS
7	66V-51314-10	GATE, REVERSE	1	1	1	1	
8	90119-089UF	BOLT, WITH WASHER	2	2	2	2	YMUS
9	90201-088T2	WASHER, PLATE	2	2	2	2	YMUS
10	90387-08M30	COLLAR	2	2	2	2	
11	66V-44121-00	LEVER, SHIFT ROD	1	1	1	1	
12	90119-069UB	BOLT, WITH WASHER	1	1	1	1	YMUS
13	90387-06M74	COLLAR	1	1	1	1	
14	90201-068T1	WASHER, PLATE	1	1	1	1	YMUS
15	9538R-06600	NUT	1	1	1	1	YMUS
16	66V-U146E-00	STUD, JOINT BALL	1	1	1	1	YMUS
17	9538R-06600	NUT	1	1	1	1	YMUS
18	66V-44125-00	LEVER, SHIFT ROD	1	1	1	1	
19	90101-06806	BOLT	1	1	1	1	YMUS
20	90201-068T1	WASHER, PLATE	3	3	3	3	YMUS
21	90387-06M84	COLLAR	1	1	1	1	
22	90508-14M43	SPRING, TORSION	1	1	1	1	
23	9538R-06600	NUT	1	1	1	1	YMUS

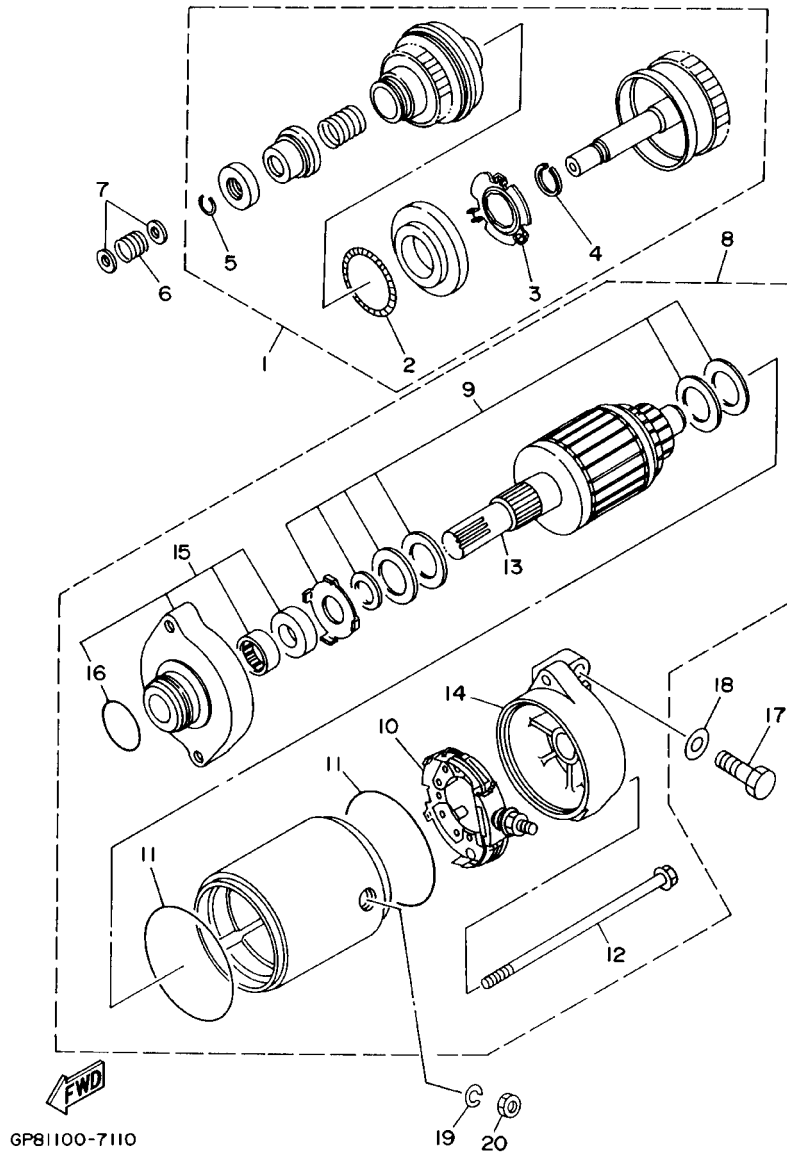
FIG. 14 GENERATOR



F0D5110-0130

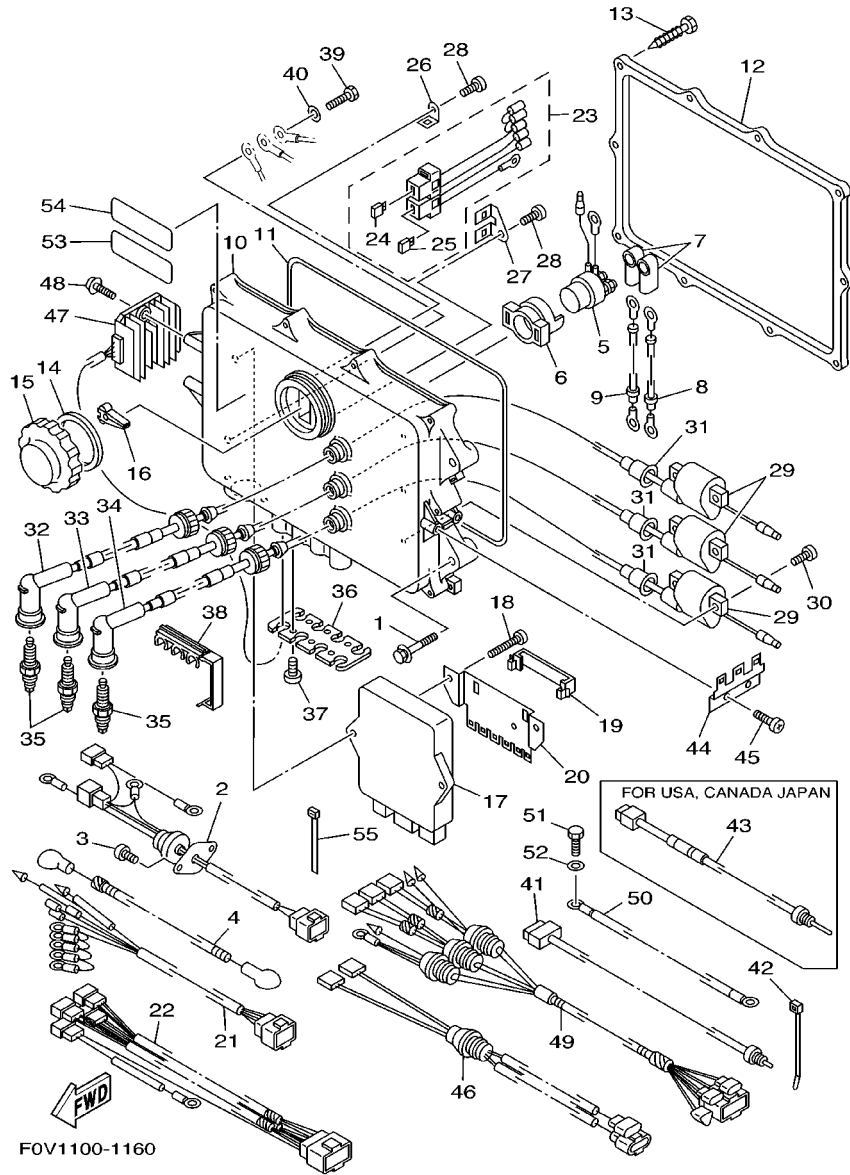
REF. NO.	PART NO.	DESCRIPTION	USA	CAN	GENE	JPN	REMARKS
1	90465-11M10	CLAMP	1	1	1	1	
2	66V-85550-00	ROTOR ASSY	1	1	1	1	
3	66V-85510-00	STATOR ASSY	1	1	1	1	
4	90280-05013	KEY, WOODRUFF	1	1	1	1	
5	90109-10M72	BOLT	1	1	1	1	
6	68N-81337-00-94	COVER, FLYWHEEL	1	1	1	1	
7	90380-12M29	.BUSH, SOLID	1	1	1	1	
8	93608-16M16	PIN, DOWEL	2	2	2	2	
9	97013-10055	BOLT	7	7	7	7	
10	92903-10600	WASHER, PLATE	7	7	7	7	
11	97513-10545	BOLT, WITH WASHER	1	1	1	1	
12	66V-81168-10	O-RING	1	1	1	1	
13	91317-06030	BOLT	3	3	3	3	
14	97513-05514	BOLT, WITH WASHER	2	2	2	2	
15	90201-06068	WASHER, PLATE	1	1	1	1	
16	91318-06014	BOLT	3	3	3	3	
17	66V-81328-00	CLAMP	1	1	1	1	

FIG. 15 STARTING MOTOR



REF. NO.	PART NO.	DESCRIPTION	USA	CAN	GENE	JPN	REMARKS
1	6M6-8183E-00	IDLE GEAR COMP	1	1	1	1	
2	6M6-81866-00	.WEIGHT SPRING	1	1	1	1	
3	6M6-81865-00	.WEIGHT HOLDER	1	1	1	1	
4	93440-25M08	.CIRCLIP	1	1	1	1	
5	93450-18M06	.CIRCLIP	1	1	1	1	
6	90501-14M73	SPRING, COMPRESSION	1	1	1	1	
7	92903-06600	WASHER, PLATE	2	2	2	2	
8	63M-81800-00	STARTING MOTOR ASSY	1	1	1	1	
9	3AJ-81809-00	.WASHER KIT	1	1	1	1	
10	6M6-81840-10	.BRUSH HOLDER ASSY	1	1	1	1	
11	11H-81844-00	.GASKET	2	2	2	2	
12	6M6-81826-00	.BOLT	2	2	2	2	
13	6M6-81850-00	.ARMATURE ASSY	1	1	1	1	
14	63M-81830-00	.REAR BRACKET ASSY	1	1	1	1	
15	6M6-81830-00	.FRONT BRACKET ASSY	1	1	1	1	
16	1FK-81847-00	.O-RING	1	1	1	1	
17	97013-08025	BOLT	2	2	2	2	
18	92903-08600	WASHER, PLATE	2	2	2	2	
19	92990-06100	WASHER, SPRING	1	1	1	1	
20	95380-06700	NUT	1	1	1	1	

FIG. 16 ELECTRICAL 1



REF. NO.	PART NO.	DESCRIPTION	USA	CAN	GENE	JPN	REMARKS
1	90119-089UR	BOLT, WITH WASHER	4	4	4	4	YMUS
2	66V-81315-00	LEAD WIRE ASSY	1	1	1	1	
3	97780-60425	SCREW, TAPPING	2	2	2	2	
4	66V-82117-00	WIRE, LEAD	1	1	1	1	
5	6G1-81941-10	STARTER RELAY ASSY	1	1	1	1	
6	6M6-81952-01	HOLDER, RELAY	1	1	1	1	
7	66V-82119-00	COVER, LEAD WIRE	2	2	2	2	
8	66V-82117-10	WIRE, LEAD	1	1	1	1	
9	66V-82117-20	WIRE, LEAD	1	1	1	1	
10	66V-8552A-00	HOUSING	1	1	1	1	
11	66V-81921-00	GASKET, TERMINAL	1	1	1	1	
12	66V-8552E-00	COVER, CASE	1	1	1	1	
13	97780-60430	SCREW, TAPPING	10	10	10	10	
14	66V-81844-00	GASKET	1	1	1	1	
15	66V-8132W-00	CAP	1	1	1	1	
16	67F-2812A-00	PULLER, FUSE	1	1	1	1	
17	66V-85540-00	C.D.I. UNIT ASSY	1	1		1	FOR USA,CAN,JPN
	67B-85540-00	C.D.I. UNIT ASSY			1		FOR GENE
18	97780-60530	SCREW, TAPPING	2	2	2	2	
19	66V-83919-00	CLAMP, HARNESS	1	1	1	1	
20	66V-83955-00	BRACKET 1	1	1	1	1	
21	66V-85515-00	LEAD WIRE ASSY	1	1	1	1	
22	66V-83553-00	WIRE, LEAD	1	1		1	FOR USA,CAN,JPN
	67B-83553-00	WIRE, LEAD			1		FOR GENE
23	66V-82150-00	FUSE HOLDER ASSY	1	1	1	1	
24	67F-82151-00	.FUSE (20A)	1	1	1	1	
25	66V-82151-00	.FUSE (10A-BL)	1	1	1	1	

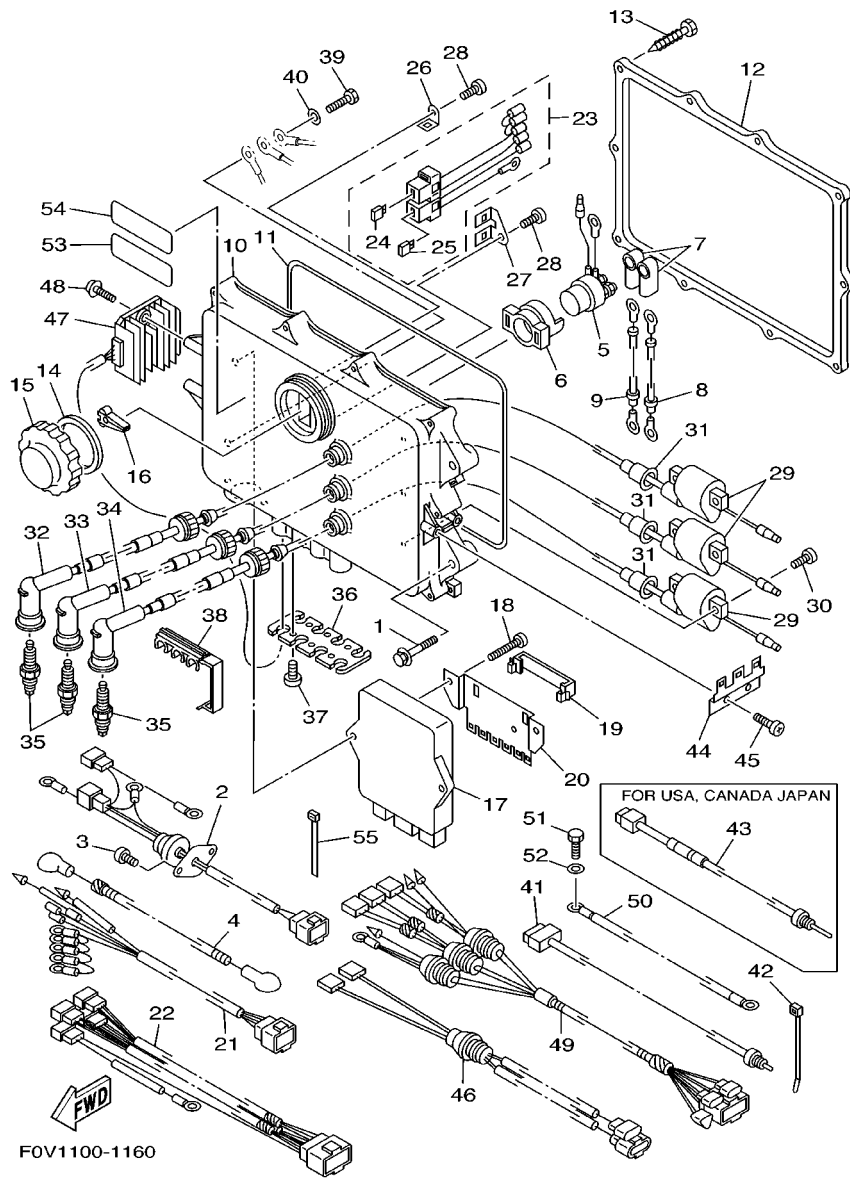
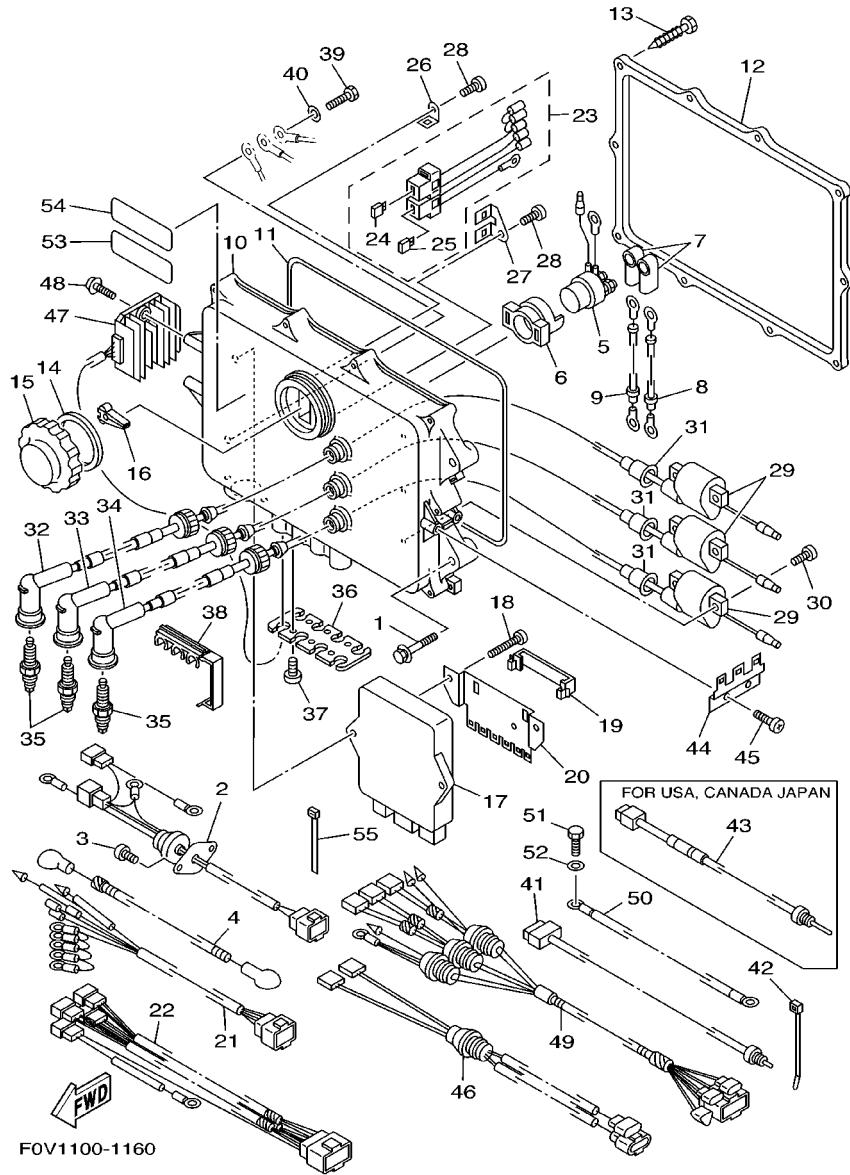


FIG. 16 ELECTRICAL 1

REF. NO.	PART NO.	DESCRIPTION	USA	CAN	GENE	JPN	REMARKS
26	66V-82171-00	STAY, FUSE BOX	1	1	1	1	
27	66V-82153-00	STAY, FUSE HOLDER	1	1	1	1	
28	97780-60516	SCREW, TAPPING	2	2	2	2	
29	66V-85570-00	IGNITION COIL ASSY	3	3	3	3	
30	97780-60525	SCREW, TAPPING	6	6	6	6	
31	66V-82355-00	GROMMET	3	3	3	3	
32	66V-82340-01	HIGH TENSION CORD ASSY 1	1	1	1	1	
33	66V-82340-11	HIGH TENSION CORD ASSY 1	1	1	1	1	
34	66V-82340-21	HIGH TENSION CORD ASSY 1	1	1	1	1	
35	94702-00396	PLUG, SPARK (NGK BR8ES-11)	3	3	3		FOR USA,CAN,GENE
	94709-00396	PLUG, SPARK (NGK BR8ES-11)				3	FOR JPN
36	66V-85525-00	COVER	1	1	1	1	
37	97780-60425	SCREW, TAPPING	6	6	6	6	
38	65U-81317-10	CLAMP, CORD	2	2	2	2	
39	97095-06012	BOLT	3	3	3	3	
40	92995-06600	WASHER	3	3	3	3	
41	66V-85790-10	THERMOSENSOR ASSY	1	1	1	1	
42	90465-11M10	CLAMP	1	1	1	1	
43	66V-85881-00	SENSOR, EXT, TEMP.	1	1	1	1	FOR USA,CAN,JPN
44	66V-85542-00	BRACKET	1	1	1	1	
45	97780-60516	SCREW, TAPPING	2	2	2	2	
46	66V-82509-00	WIRE, SUB LEAD	1	1	1	1	FOR USA,CAN,JPN
	67B-82509-00	WIRE, SUB LEAD			1		FOR GENE
47	66V-81960-00	RECTIFIER & REGULATOR ASSY	1	1	1	1	
48	97780-60425	SCREW, TAPPING	2	2	2	2	
49	66V-82553-00	EXTENSION, WIRE LEAD	1	1	1	1	
50	66V-82127-00	WIRE, LEAD 2	1	1	1	1	



FOV1100-1160

FIG. 16 ELECTRICAL 1

REF. NO.	PART NO.	DESCRIPTION	USA	CAN	GENE	JPN	REMARKS
51	97013-06016	BOLT	1	1	1	1	
52	92903-06600	WASHER, PLATE	1	1	1	1	
53	63N-83623-00	MARK 3				1	FOR JPN
	6R7-83623-40	MARK 3	1	1	1		FOR USA,CAN,GENE
54	6R7-83623-50	MARK 3		1	1		FOR CAN,GENE
55	90465-13M36	CLAMP	5	5	5	5	

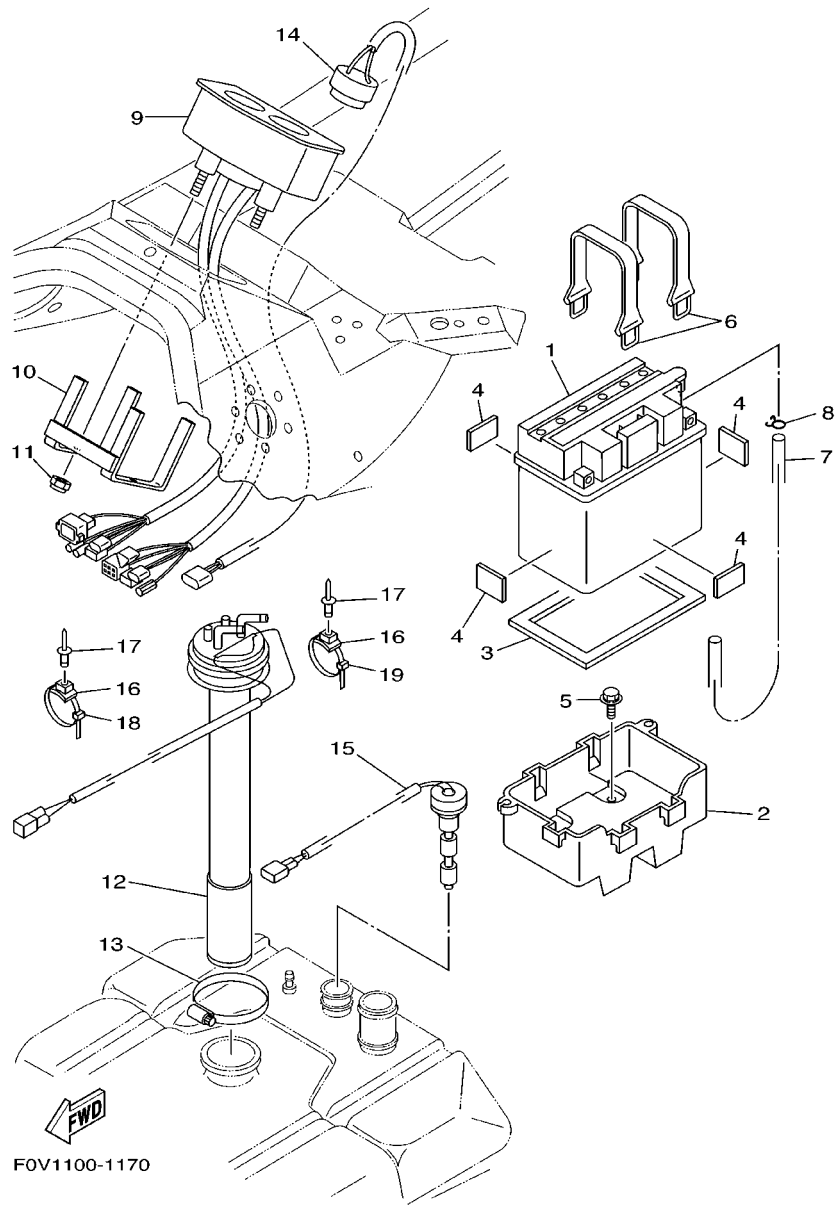
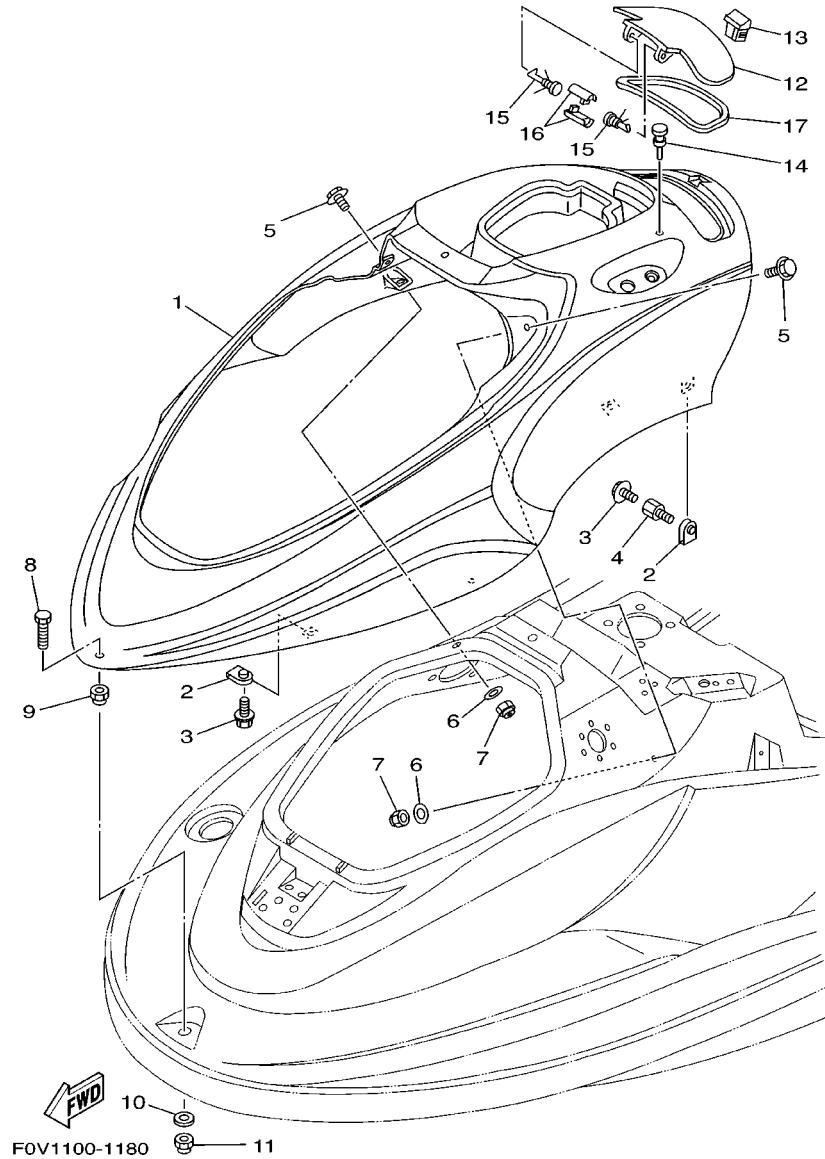


FIG. 17 ELECTRICAL 2

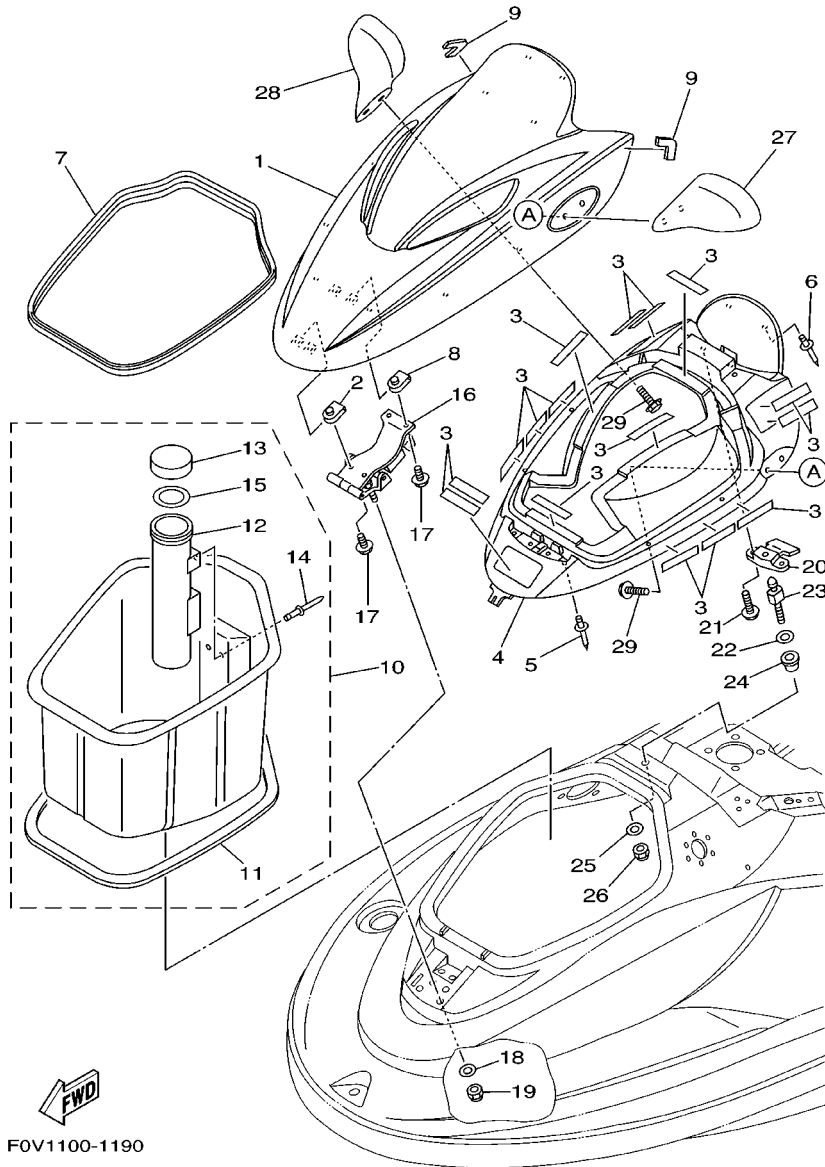
REF. NO.	PART NO.	DESCRIPTION	USA	CAN	GENE	JPN	REMARKS
1	EU0-82110-09	BATTERY ASSY	1	1	1	1	
2	GP7-U8211-00	CASE, BATTERY	1	1	1	1	YMUS
3	F0X-U8221-00	PAD, BATTERY	1	1	1	1	YMUS
4	EU0-U8221-30	PAD, BATTERY 2	4	4	4	4	YMUS
5	90119-069US	BOLT, WITH WASHER	4	4	4	4	YMUS
6	EU0-U821D-00	BAND, BATTERY 2	2	2	2	2	YMUS
7	F0D-U785G-00	HOSE, AIR VENT	1	1	1	1	YMUS
8	90467-089U1	CLIP	1	1	1	1	YMUS
9	F0D-6820A-01	METER ASSY	1				FOR USA
	F0D-6820A-11	METER ASSY			1		FOR GENE
	F0D-6820A-21	METER ASSY		1		1	FOR CAN, JPN
10	F0D-68238-10	BRACKET, METER	1	1	1	1	
11	9572R-05300	NUT, FLANGE	2	2	2	2	YMUS
12	F0D-U824B-01	SENDER, FUEL	1	1	1	1	YMUS
13	90601-162U5	BAND, HOSE 62	1	1	1	1	YMUS
14	F0D-U8341-00	BUZZER	1	1	1	1	YMUS
15	F0D-U824C-00	SENDER, OIL	1	1	1	1	YMUS
16	90600-917U4	CLAMP COMP.	8	8	8	8	YMUS
17	90267-48802	RIVET, BLIND	7	7	7	7	YMUS
18	90464-32801	CLAMP	5	5	5	5	YMUS
19	90601-20009	BAND	1	1	1	1	

FIG. 18 ENGINE HATCH 1



REF. NO.	PART NO.	DESCRIPTION	USA	CAN	GENE	JPN	REMARKS
1	F0V-U516N-00-P0	COVER, ENGINE HATCH	1	1	1	1	LNMD, YMUS
2	90183-06902	NUT, SPRING	8	8	8	8	
3	90119-069UB	BOLT, WITH WASHER	8	8	8	8	YMUS
4	F0V-U7772-00	NUT, JOINT	2	2	2	2	YMUS
5	90119-06803	BOLT, WITH WASHER	2	2	2	2	YMUS
6	9299R-06200	WASHER	2	2	2	2	YMUS
7	9572R-06300	NUT, FLANGE	2	2	2	2	YMUS
8	9708R-06030	BOLT	1	1	1	1	YMUS
9	9538R-06700	NUT	1	1	1	1	YMUS
10	9299R-06200	WASHER	1	1	1	1	YMUS
11	9572R-06300	NUT, FLANGE	1	1	1	1	YMUS
12	F0V-U517H-00-P0	LID HATCH	1	1	1	1	LNMD, YMUS
13	F0D-62875-00	LOCK	1	1	1	1	
14	90605-502U2	PLUG	1	1	1	1	YMUS
15	F0D-6517R-00	PIN, HINGE	2	2	2	2	
16	F0D-6517T-00	JOINT, HINGE	2	2	2	2	
17	F0D-U519D-00	PACKING CASE	1	1	1	1	YMUS

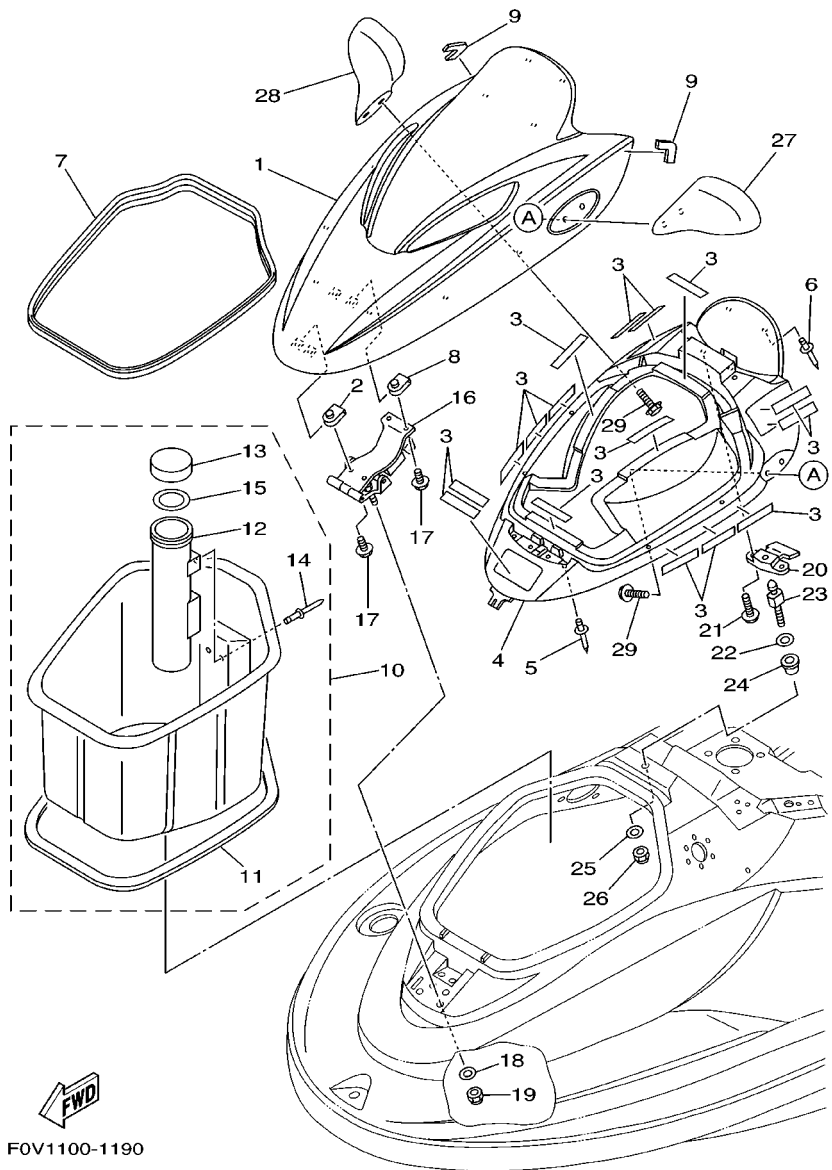
FIG. 19 ENGINE HATCH 2



F0V1100-1190

REF. NO.	PART NO.	DESCRIPTION	USA	CAN	GENE	JPN	REMARKS
1	F0V-U517B-00-P0	LID, ENGINE ROOM	1	1	1	1	LNMD, YMUS
2	90183-06902	NUT, SPRING	2	2	2	2	
3	F0V-U3635-00	TAPE, FITTING	16	16	16	16	YMUS
4	F0V-U2103-00	VENTILATOR COVER COMP., 2	1	1	1	1	YMUS
5	90267-489UN	RIVET, BLIND	8	8	8	8	YMUS
6	90267-48807	RIVET, BLIND	2	2	2	2	YMUS
7	F0V-U266B-00	PACKING 3	1	1	1	1	YMUS
8	90183-06902	NUT, SPRING	2	2	2	2	
9	F0V-U517M-00	PAD, HATCH 1	2	2	2	2	YMUS
10	F0D-U475A-00	BOWLOCKER ASSY	1	1	1	1	YMUS
11	GJ3-U266C-31	.PACKING 4	1	1	1	1	YMUS
12	GP7-U5983-00	.BOX, FIRE EXTINGUISHER	1	1	1	1	YMUS
13	EW2-U5912-01	.CAP, CASE	1	1	1	1	YMUS
14	90267-489UP	.RIVET, BLIND	3	3	3	3	YMUS
15	EW2-U5913-01	.PACKING, CASE	1	1	1	1	YMUS
16	F0V-6515A-00	HINGE ASSY.	1	1	1	1	
17	90119-069UB	BOLT, WITH WASHER	4	4	4	4	YMUS
18	90201-06802	WASHER, PLATE	4	4	4	4	YMUS
19	9572R-06300	NUT, FLANGE	4	4	4	4	YMUS
20	F0D-6517C-04	LOCK, LID	1	1	1	1	
21	90119-069UH	BOLT, WITH WASHER	2	2	2	2	YMUS
22	F0V-U515E-00	DAMPER 2	1	1	1	1	YMUS
23	F0D-63774-01	PIN	1	1	1	1	
24	90387-08802	COLLAR	1	1	1	1	YMUS
25	9299R-08200	WASHER	1	1	1	1	YMUS
26	9572R-08300	NUT, FLANGE	1	1	1	1	YMUS
27	F0D-U596B-00	MIRROR LH	1	1	1	1	YB, YMUS

FIG. 19 ENGINE HATCH 2



FWD
FOV1100-1190

REF. NO.	PART NO.	DESCRIPTION	USA	CAN	GENE	JPN	REMARKS
28	F0D-U596C-00	MIRROR RH	1	1	1	1	YB, YMUS
29	90119-089UN	BOLT, WITH WASHER	4	4	4	4	YMUS

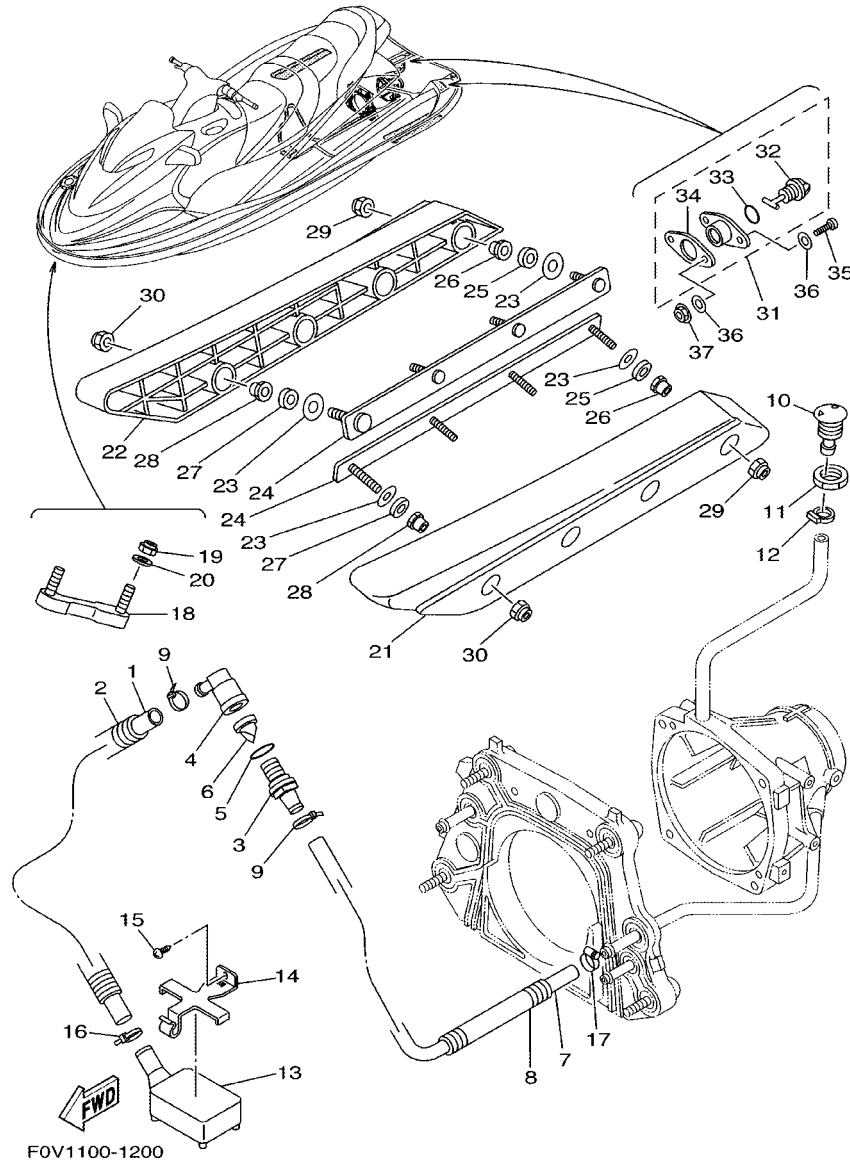


FIG. 20 HULL DECK

REF. NO.	PART NO.	DESCRIPTION	USA	CAN	GENE	JPN	REMARKS
1	90445-198C0	HOSE (L1000)	1	1	1	1	YMUS
2	90446-27M73	HOSE	1	1	1	1	
3	63M-51162-00	JOINT, HOSE	1	1	1	1	
4	63M-51165-00	JOINT HOSE 2	1	1	1	1	
5	93210-22ME5	O-RING	1	1	1	1	
6	63M-5316M-00	VALVE 1	1	1	1	1	
7	90445-198B9	HOSE (L650)	1	1	1	1	YMUS
8	90446-27M55	HOSE	1	1	1	1	
9	90601-200U1	BAND	2	2	2	2	YMUS
10	FN8-6269B-00	SPOUT	1	1	1	1	
11	EU0-61652-00	NUT	1	1	1	1	
12	90601-118UF	BAND, HOSE 18	1	1	1	1	YMUS
13	GD0-U761D-00	STRAINER, BILGE	1	1	1	1	YMUS
14	EW2-67618-00	BASE, STRAINER BILGE	1	1	1	1	
15	9778R-50112	SCREW, TAPPING	1	1	1	1	YMUS
16	90465-11829	CLAMP	1	1	1	1	YMUS
17	90601-118UF	BAND, HOSE 18	1	1	1	1	YMUS
18	F0D-61624-01	BOWEYE 1 (S)	1	1	1	1	
19	9572R-08300	NUT, FLANGE	2	2	2	2	YMUS
20	9299R-08200	WASHER	2	2	2	2	YMUS
21	F0D-U883N-10	STABILIZER LH	1	1	1	1	YB, YMUS
22	F0D-U883P-10	STABILIZER RH	1	1	1	1	YB, YMUS
23	F0D-U883U-00	PACKING, STABILIZER	8	8	8	8	YMUS
24	F0V-6883T-10	BRACKET, STABILIZER	2	2	2	2	
25	90201-06017	WASHER, PLATE	6	6	6	6	
26	90170-06003	NUT	6	6	6	6	
27	90201-08015	WASHER, PLATE	2	2	2	2	

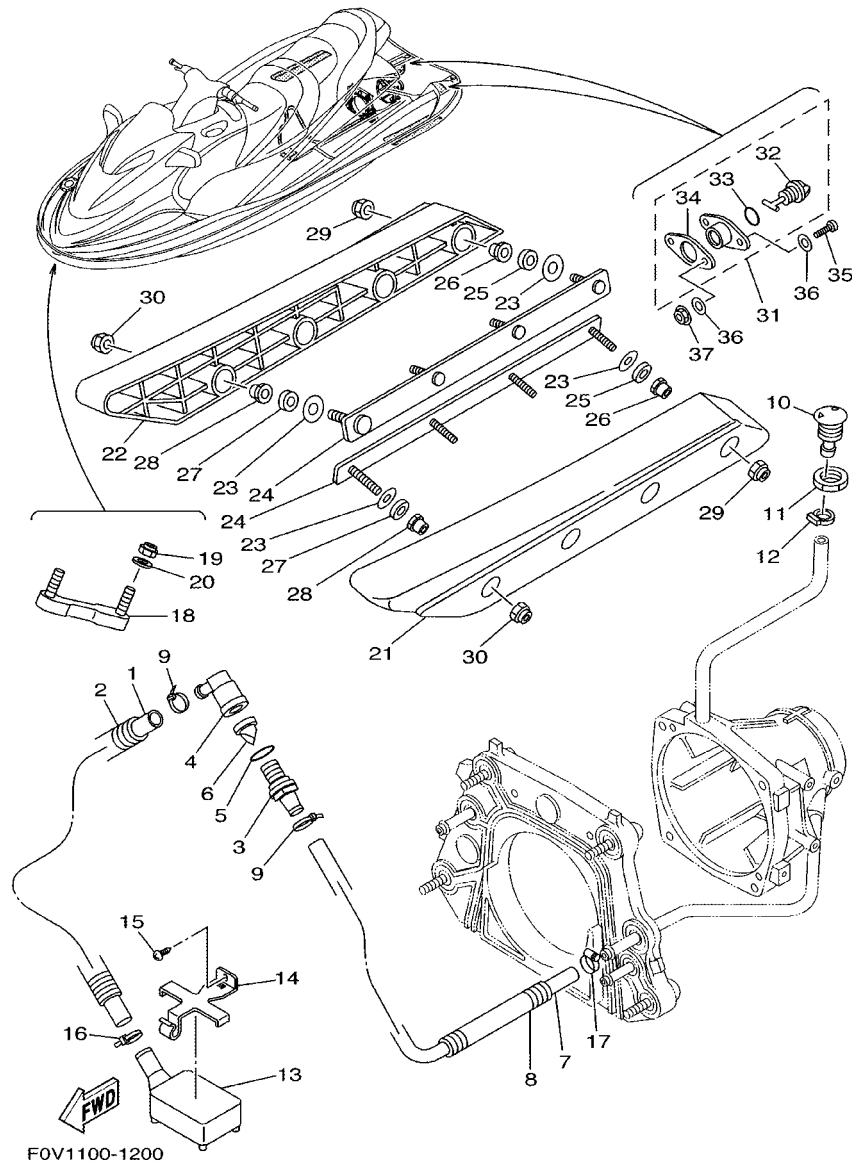
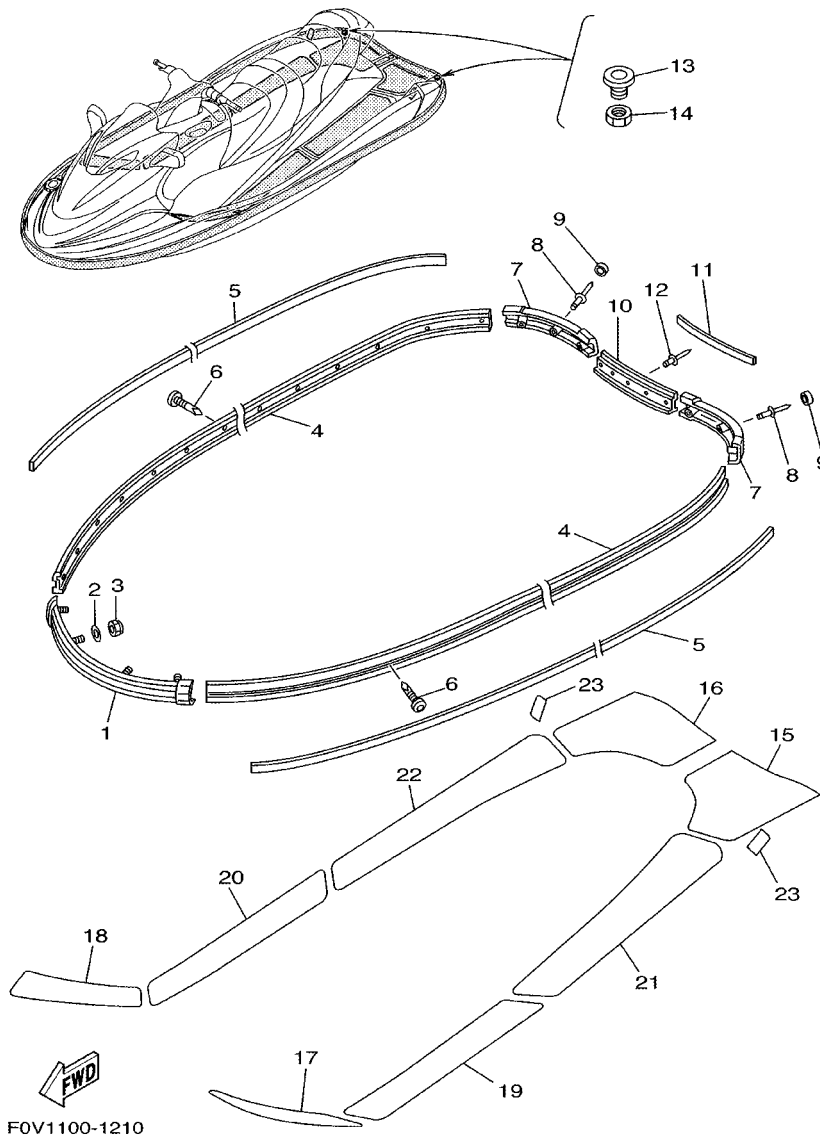


FIG. 20 HULL. DECK

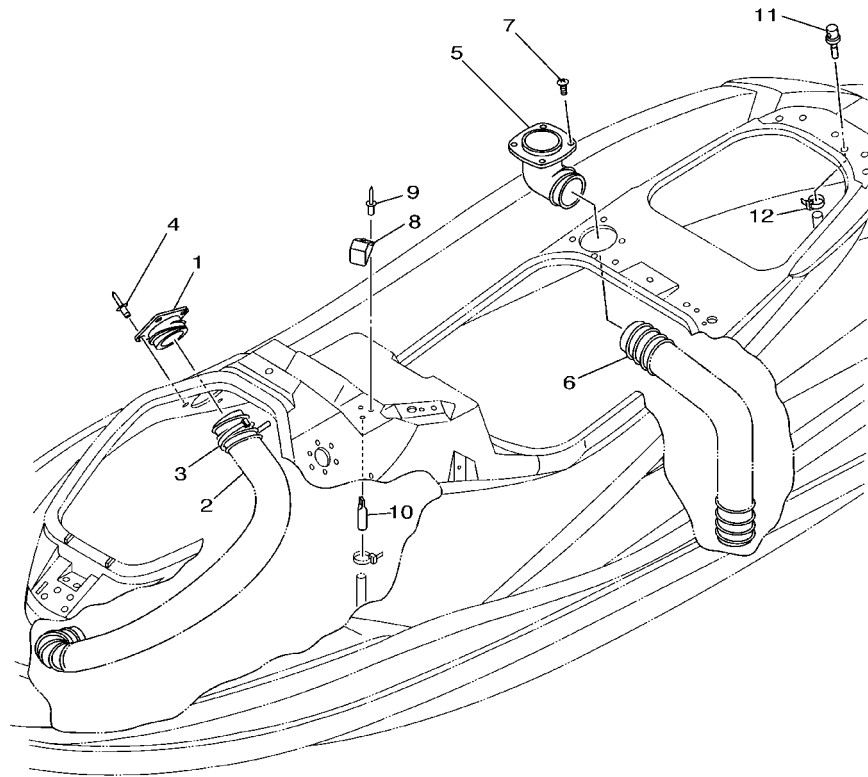
REF. NO.	PART NO.	DESCRIPTION	USA	CAN	GENE	JPN	REMARKS
28	90170-08008	NUT	2	2	2	2	
29	9572R-06300	NUT, FLANGE	6	6	6	6	YMUS
30	9572R-08300	NUT, FLANGE	2	2	2	2	YMUS
31	EU0-62280-00	DRAIN PLUG ASSY	2	2	2	2	
32	EU0-62282-00	.PLUG, DRAIN	1	1	1	1	
33	EU0-62283-00	.O-RING	1	1	1	1	
34	EU0-62285-01	.PACKING DRAIN (EU0)	1	1	1	1	
35	9788R-05025	SCREW, PAN HEAD	4	4	4	4	YMUS
36	9299R-05200	WASHER	8	8	8	8	YMUS
37	9572R-05300	NUT, FLANGE	4	4	4	4	YMUS

FIG. 21 GUNWALE. MAT



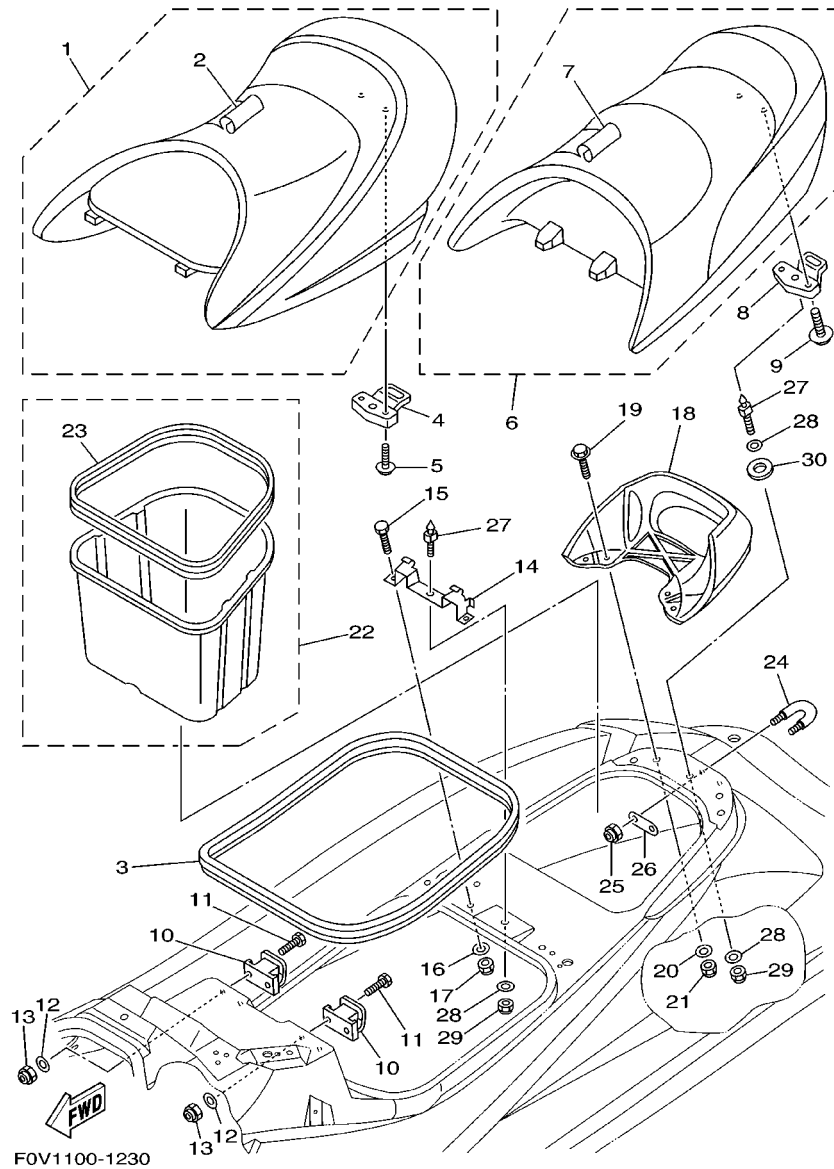
REF. NO.	PART NO.	DESCRIPTION	USA	CAN	GENE	JPN	REMARKS
1	GP7-U2501-20	BOW GUNWALE COMP.	1	1	1	1	YB, YMUS
2	9299R-06200	WASHER	4	4	4	4	YMUS
3	9572R-06300	NUT, FLANGE	4	4	4	4	YMUS
4	F0D-U2512-00	GUNWALE, SIDE	2	2	2	2	YB, YMUS
5	F0D-U2519-00	INNER,GUNWALE	2	2	2	2	YB, YMUS
6	90169-059U1	SCREW,TAPPING	32	32	32	32	YMUS
7	F0D-U251D-00	GUNWALE, STERN 1	2	2	2	2	YMUS
8	90267-489UT	RIVET, BLIND	6	6	6	6	YMUS
9	F0D-U352E-00	MAT, BOW	6	6	6	6	DGY, YMUS
10	F0D-U252C-00	COVER, GUNWALE 1	1	1	1	1	YB, YMUS
11	F0D-U252D-00	COVER, GUNWALE 2	1	1	1	1	YB, YMUS
12	90267-489US	RIVET, BLIND	4	4	4	4	YMUS
13	GH1-61651-01	ROPE HOLE	2	2	2	2	
14	EU0-61652-00	NUT	2	2	2	2	
15	F0V-U358F-00	MAT, UPPER LH	1	1	1	1	BL, YMUS
16	F0V-U358G-00	MAT, UPPER RH	1	1	1	1	BL, YMUS
17	F0P-U351H-00	MAT, STEP 1	1	1	1	1	BL, YMUS
18	F0P-U351J-00	MAT, STEP 2	1	1	1	1	BL, YMUS
19	F0D-U351K-00	MAT, STEP 3	1	1	1	1	BL, YMUS
20	F0D-U351M-00	MAT, STEP 4	1	1	1	1	BL, YMUS
21	F0D-U351N-00	MAT, STEP 5	1	1	1	1	BL, YMUS
22	F0D-U351P-00	MAT, STEP 6	1	1	1	1	BL, YMUS
23	F0D-U351R-00	MAT, STEP 7	2	2	2	2	BL, YMUS

FIG. 22 VENTILATION



REF. NO.	PART NO.	DESCRIPTION	USA	CAN	GENE	JPN	REMARKS
1	F0D-62127-00	BASE, AIR INTAKE	1	1	1	1	
2	F0D-U213F-05	HOSE, VENTILATOR 1	1	1	1	1	YMUS
3	90464-99804	CLAMP	1	1	1	1	YMUS
4	90267-489UE	RIVET, BLIND	4	4	4	4	YMUS
5	F0D-62139-00	VENTILATOR, OUTLET	1	1	1	1	
6	F0D-U213G-04	HOSE, VENTILATOR 2	1	1	1	1	YMUS
7	90149-05962	SCREW	4	4	4	4	
8	GP7-62159-01	SOCKET, VENTILATION	1	1	1	1	
9	90267-48802	RIVET, BLIND	2	2	2	2	YMUS
10	EW2-62149-00	PIPE, VENTILATION 1	1	1	1	1	
11	GJ3-6215F-00	NIPPLE	1	1	1	1	
12	90465-11829	CLAMP	1	1	1	1	YMUS


F0V1100-1220

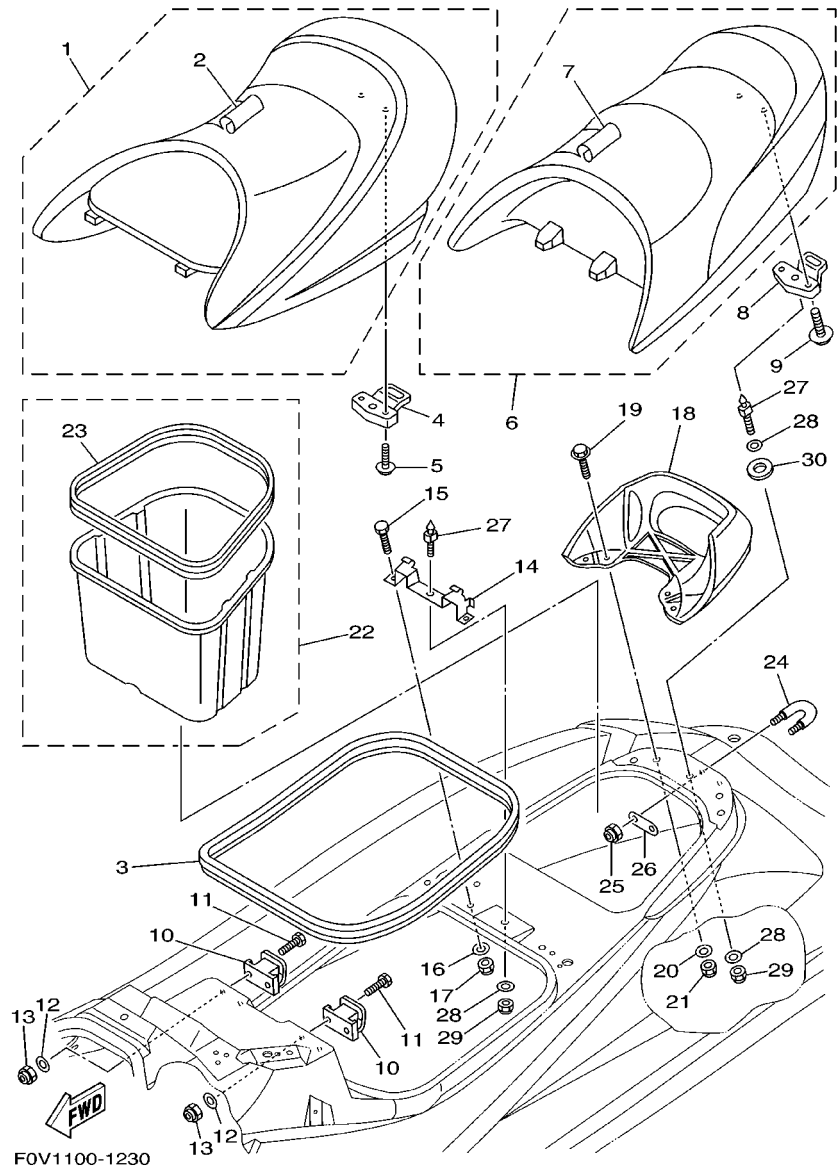


F0V1100-1230

FIG. 23 SEAT. UNDER LOCKER

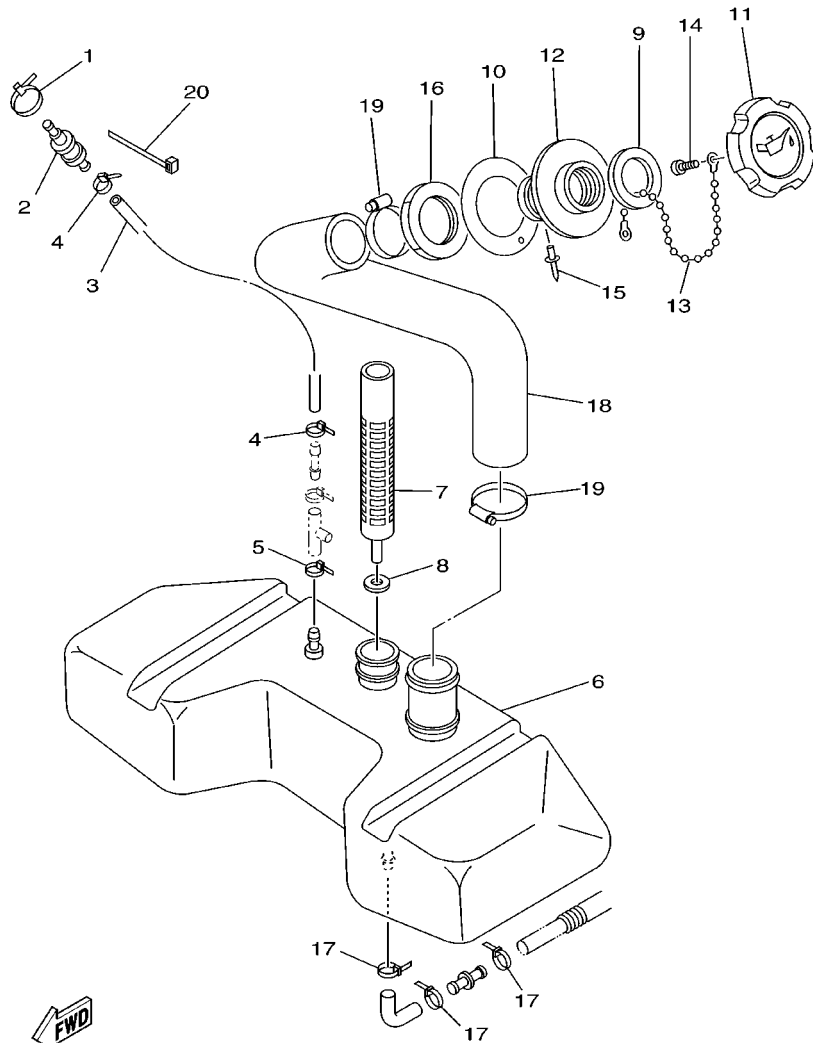
REF. NO.	PART NO.	DESCRIPTION	USA	CAN	GENE	JPN	REMARKS
1	F0V-U371A-00	DOUBLE SEAT ASSY	1	1	1	1	YMUS
2	F0V-U371B-00	.COVER, SEAT 1	1	1	1	1	YMUS
3	F0D-U266C-00	PACKING 4	1	1	1	1	YMUS
4	F0D-63850-01	SEAT LOCK ASSY	1	1	1	1	
5	90119-069UP	BOLT, WITH WASHER	2	2	2	2	YMUS
6	F0V-U372A-00	SINGLE SEAT ASSY	1	1	1	1	YMUS
7	F0V-U372B-00	.COVER, SEAT	1	1	1	1	YMUS
8	F0D-63850-01	SEAT LOCK ASSY	1	1	1	1	
9	90119-069UP	BOLT, WITH WASHER	2	2	2	2	YMUS
10	F0V-U378C-00	STAY, SEAT 1	2	2	2	2	YMUS
11	90101-069U0	BOLT	4	4	4	4	YMUS
12	9299R-06200	WASHER	4	4	4	4	YMUS
13	9572R-06300	NUT, FLANGE	4	4	4	4	YMUS
14	F0D-6378D-01	STAY, SEAT 2	1	1	1	1	
15	97080-10025	BOLT	2	2	2	2	
16	9299R-10200	WASHER	2	2	2	2	YMUS
17	9572R-10300	NUT, FLANGE	2	2	2	2	YMUS
18	F0D-U271B-00	GRIP, HAND	1	1	1	1	YB, YMUS
19	90119-06820	BOLT, WITH WASHER	4	4	4	4	YMUS
20	9299R-06200	WASHER	4	4	4	4	YMUS
21	9572R-06300	NUT, FLANGE	4	4	4	4	YMUS
22	F0D-U474A-00	UNDER LOCKER ASSY	1	1	1	1	YMUS
23	F0D-U266D-00	.PACKING 5	1	1	1	1	YMUS
24	GP7-61628-00	STERN EYE	1	1	1	1	
25	9572R-08300	NUT, FLANGE	2	2	2	2	YMUS
26	GP7-U4953-00	PLATE A	1	1	1	1	YMUS
27	GH1-U3774-00	PIN	2	2	2	2	YMUS

FIG. 23 SEAT. UNDER LOCKER



REF. NO.	PART NO.	DESCRIPTION	USA	CAN	GENE	JPN	REMARKS
28	9299R-10200	WASHER	3	3	3	3	YMUS
29	9572R-10300	NUT, FLANGE	2	2	2	2	YMUS
30	F0D-6376D-00	PLATE, DAMPER	1	1	1	1	

FIG. 24 OIL TANK



REF. NO.	PART NO.	DESCRIPTION	USA	CAN	GENE	JPN	REMARKS
1	90464-32801	CLAMP	2	2	2	2	YMUS
2	FJ0-67766-00	ROLL OVER VALVE	1	1	1	1	
3	GJ3-U7856-20	HOSE, AIR VENT 3	1	1	1	1	YMUS
4	90465-11829	CLAMP	2	2	2	2	YMUS
5	90465-11829	CLAMP	1	1	1	1	YMUS

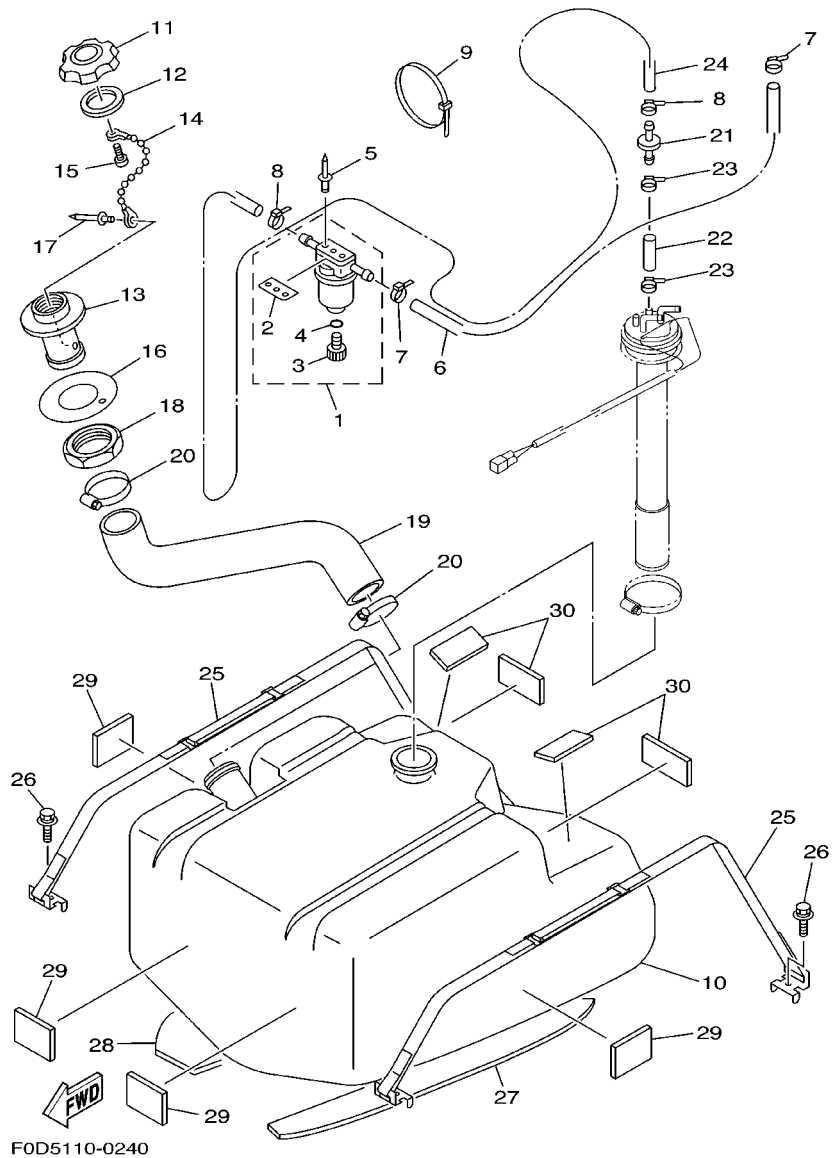
6	F0D-U775B-02	TANK, OIL	1	1	1	1	YMUS
7	F0D-6775C-01	FILTER	1	1	1	1	
8	F0D-6775E-01	PACKING	1	1	1	1	
9	GJ3-U778C-00	PACKING,OIL CAP	1	1	1	1	YMUS
10	F0X-U778E-00	PACKING,OIL FILLER	1	1	1	1	YMUS

11	GJ3-U778B-00	CAP,OIL FILLER	1	1	1	1	YMUS
12	F0X-U778D-00	SOCKET,OIL FILLER	1	1	1	1	YMUS
13	EU0-U7835-00	CHAIN BALL	1	1	1	1	YMUS
14	97780-04110	SCREW, TAPPING	1	1	1	1	
15	90267-40935	RIVET, BLIND	1	1	1	1	

16	F0X-U778H-00	NUT, OIL FILLER	1	1	1	1	YMUS
17	90465-11829	CLAMP	3	3	3	3	YMUS
18	F0D-U776C-00	HOSE,OIL FILLER	1	1	1	1	YMUS
19	90601-142U6	BAND, HOSE 42	2	2	2	2	YMUS
20	90464-32801	CLAMP	1	1	1	1	YMUS

FWD
FOV1100-1240

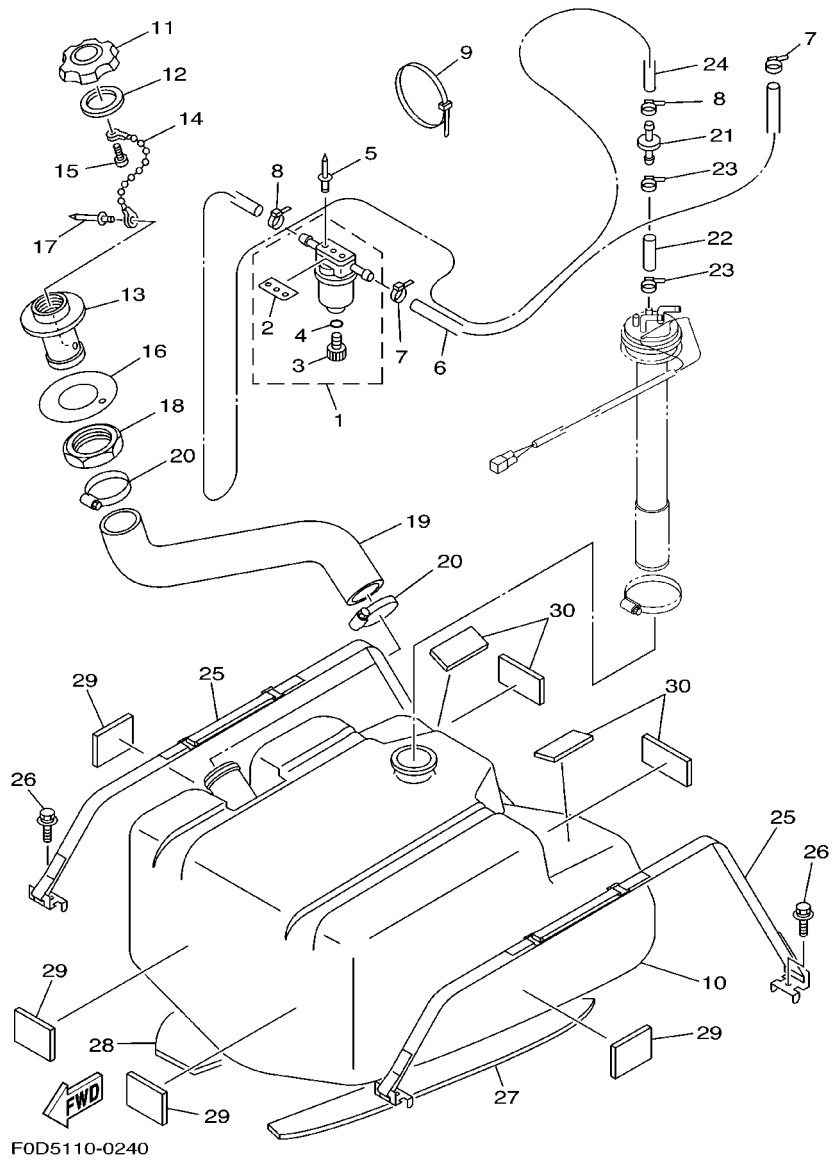
FIG. 25 FUEL TANK



F0D5110-0240

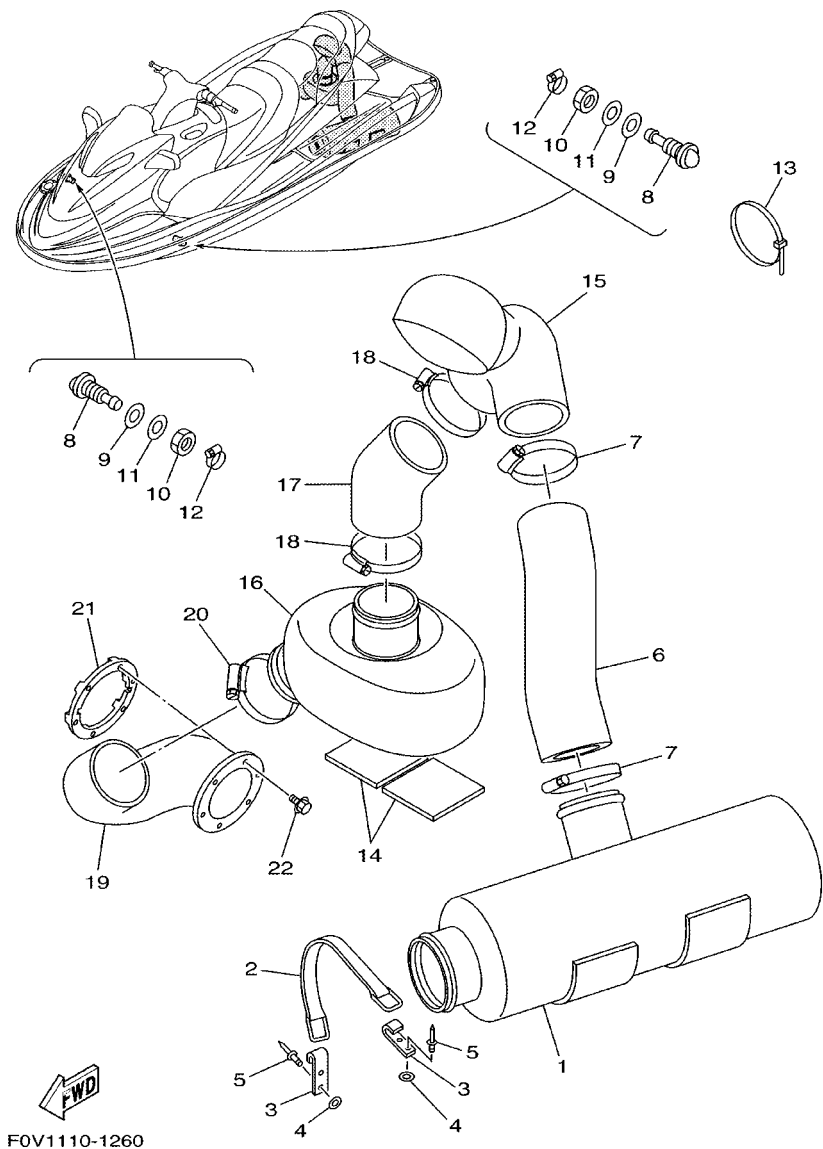
REF. NO.	PART NO.	DESCRIPTION	USA	CAN	GENE	JPN	REMARKS
1	EW2-62140-00	FILTER, VENT ASSY	1	1	1	1	
2	EW2-62142-00	.PLATE, FILTER	1	1	1	1	
3	70R-24543-00	.PLUG, DRAIN	1	1	1	1	
4	70R-24489-00	.O-RING	1	1	1	1	
5	90267-489U2	RIVET, BLIND	2	2	2	2	YMUS
6	F0D-U785G-00	HOSE, AIR VENT	1	1	1	1	YMUS
7	90465-11829	CLAMP	2	2	2	2	YMUS
8	90465-11829	CLAMP	2	2	2	2	YMUS
9	90464-99804	CLAMP	1	1	1	1	YMUS
10	F0D-U7711-00	TANK, FUEL	1	1	1	1	YMUS
11	GP7-U7831-00	CAP, FUEL FILLER	1	1	1	1	PURW, YMUS
12	GP7-U7832-00	PACKING	1	1	1	1	YMUS
13	GP7-U7833-00	SOCKET	1	1	1	1	YMUS
14	GP7-U7835-00	CHAIN BALL	1	1	1	1	YMUS
15	90169-049U1	TAPPING SCREW	1	1	1	1	YMUS
16	GP7-U7834-00	PACKING FUEL FILLER	1	1	1	1	YMUS
17	90267-329UR	RIVET, BLIND	1	1	1	1	YMUS
18	GP7-U783F-00	NUT, FUEL FILLER	1	1	1	1	YMUS
19	F0D-U7844-00	HOSE	1	1	1	1	YMUS
20	90601-155U4	BAND, HOSE 55	2	2	2	2	YMUS
21	EU0-67767-31	CHECK VALVE	1	1	1	1	
22	GP7-U785H-00	HOSE, AIR VENT 3	1	1	1	1	YMUS
23	90465-11829	CLAMP	2	2	2	2	YMUS
24	F0D-U7856-00	HOSE, AIR VENT 3	1	1	1	1	YMUS
25	GH3-67743-01	BELT, TANK 1	2	2	2	2	
26	90119-089U7	BOLT, WITH WASHER	4	4	4	4	YMUS
27	F0D-U759B-00	MAT 1	1	1	1	1	YMUS

FIG. 25 FUEL TANK



REF. NO.	PART NO.	DESCRIPTION	USA	CAN	GENE	JPN	REMARKS
28	F0D-U759B-10	MAT 1	1	1	1	1	YMUS
29	F0D-U759C-00	MAT 2	4	4	4	4	YMUS
30	GJ1-U759C-00	MAT 2	4	4	4	4	YMUS

FIG. 26 EXHAUST 3



REF. NO.	PART NO.	DESCRIPTION	USA	CAN	GENE	JPN	REMARKS
1	F0D-67550-03	WATER LOCK COMP.	1	1	1	1	
2	GA7-6756E-00	BAND,WATER LOCK	1	1	1	1	
3	GA7-65772-00	HOOK A	2	2	2	2	
4	9299R-05200	WASHER	4	4	4	4	YMUS
5	90267-489U7	RIVET, BLIND	4	4	4	4	YMUS
6	F0D-6758B-00	HOSE,EXHAUST 2	1	1	1	1	
7	90601-195UD	BAND, HOSE 95	2	2	2	2	YMUS
8	F0P-6753B-00	PILOT, WATER	2	2	2	2	
9	90430-16910	GASKET	2	2	2	2	
10	GU0-61652-00	NUT	2	2	2	2	
11	92990-16200	WASHER, PLAIN	2	2	2	2	
12	90601-118UF	BAND, HOSE 18	2	2	2	2	YMUS
13	90464-32801	CLAMP	1	1	1	1	YMUS
14	F0D-U7578-00	PACKING, HOSE 2	2	2	2	2	YMUS
15	F0D-6753D-01	RESONATOR, 2	1	1	1	1	
16	F0D-64261-02	TANK, WATER	1	1	1	1	
17	F0D-6758C-01	HOSE,EXHAUST2	1	1	1	1	
18	90601-195UD	BAND, HOSE 95	2	2	2	2	YMUS
19	F0V-U758D-00	HOSE,EXHAUST 3	1	1	1	1	YMUS
20	90601-195UD	BAND, HOSE 95	1	1	1	1	YMUS
21	F0V-U757B-00	PLATE	1	1	1	1	YMUS
22	90119-069UB	BOLT, WITH WASHER	6	6	6	6	YMUS

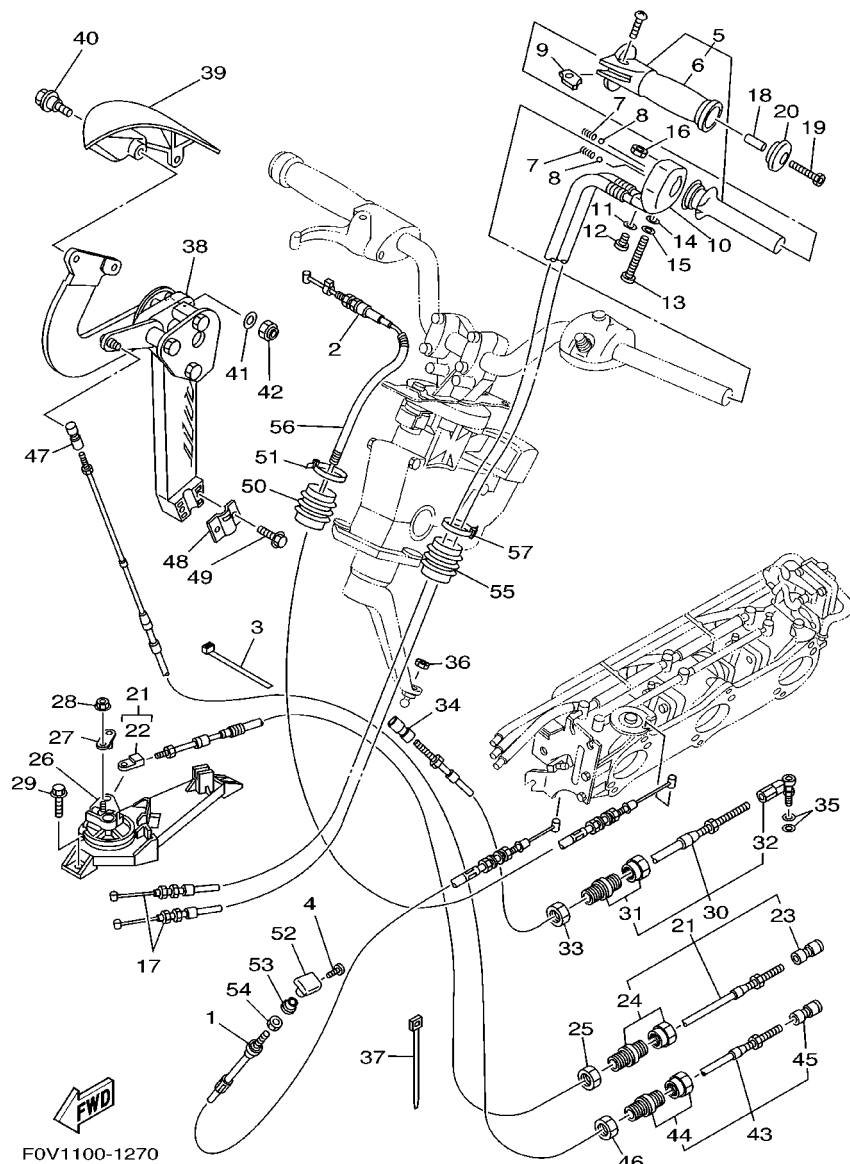
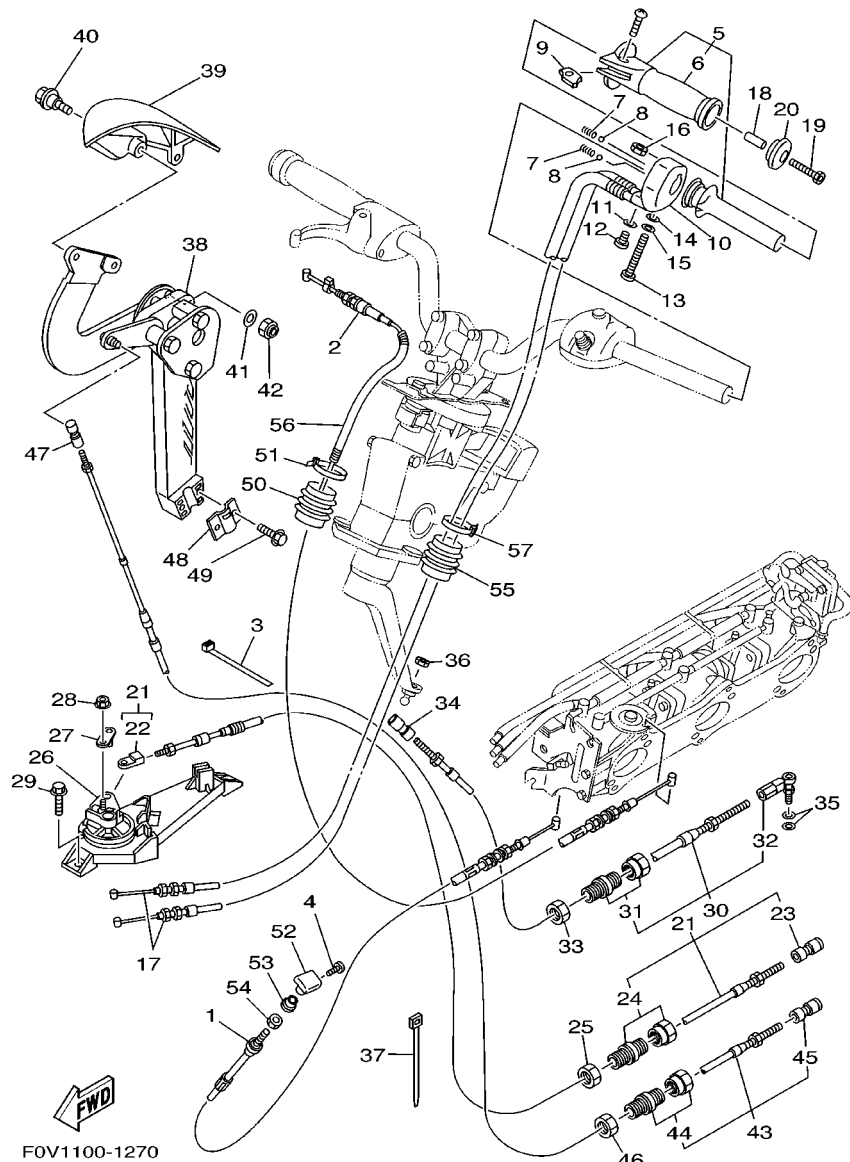


FIG. 27 CONTROL CABLE

REF. NO.	PART NO.	DESCRIPTION	USA	CAN	GENE	JPN	REMARKS
1	66V-67242-01	CABLE, CHOKE	1	1	1	1	
2	66V-67252-00	CABLE, THROTTLE	1	1	1	1	
3	90465-11M10	CLAMP	1	1	1	1	
4	90149-03M15	SCREW	1	1	1	1	
5	GP7-U157A-00	GRIP HANDLE ASSY.	1	1	1	1	YMUS
6	GP7-U155C-00	.GRIP,HANDLE	1	1	1	1	YMUS
7	GP7-U152P-00	SPRING	2	2	2	2	YMUS
8	GP7-U152R-00	BALL	2	2	2	2	YMUS
9	GP7-U151M-00	LEVER ASSY	1	1	1	1	YMUS
10	GP7-U152M-00	HOUSING ASSY	1	1	1	1	YMUS
11	92990-04600	WASHER, PLATE	1	1	1	1	
12	98980-04010	SCREW, BIND	1	1	1	1	
13	97880-06065	SCREW, PAN HEAD	1	1	1	1	
14	92990-06600	WASHER, PLATE	1	1	1	1	
15	9299R-06100	WASHER	1	1	1	1	YMUS
16	GH1-U143B-00	NUT,SPECIAL	1	1	1	1	YMUS
17	F0D-U153D-01	CABLE,NOZZLE CONTROL 2	2	2	2	2	YMUS
18	90387-05800	COLLAR	1	1	1	1	YMUS
19	90110-05908	BOLT, HEXAGON SOCKET HEAD	1	1	1	1	
20	GP7-U155F-00	GRIP, END	1	1	1	1	YMUS
21	F0D-U153E-00	CABLE,NOZZLE CONTROL 3	1	1	1	1	YMUS
22	GH1-U046C-00	.END,CABLE	1	1	1	1	YMUS
23	EU0-U1461-30	.SHAFT, JOINT BALL	1	1	1	1	YMUS
24	EU0-67267-10	.CONNECTOR, CABLE	1	1	1	1	
25	EU0-62241-30	NUT, DRAIN 1	1	1	1	1	
26	F0D-U153J-00	REMOCÓN,NOZZLE 2	1	1	1	1	YMUS
27	F0D-U152C-00	PIN	1	1	1	1	YMUS



F0V1100-1270

FIG. 27 CONTROL CABLE

REF. NO.	PART NO.	DESCRIPTION	USA	CAN	GENE	JPN	REMARKS
28	9572R-06300	NUT, FLANGE	1	1	1	1	YMUS
29	90119-069UJ	BOLT, WITH WASHER	2	2	2	2	YMUS
30	F0D-U1481-00	CABLE, STEERING	1	1	1	1	YMUS
31	GK5-67267-10	.CONNECTOR, CABLE	1	1	1	1	
32	GP8-U1461-T0	.STUD, JOINT BALL	1	1	1	1	YMUS

33	EU0-62241-30	NUT, DRAIN 1	1	1	1	1	
34	GK5-U146F-00	SHAFT,JOINT BALL	1	1	1	1	YMUS
35	90201-06906	WASHER, PLATE	2	2	2	2	
36	9538R-06700	NUT	1	1	1	1	YMUS
37	90601-200U1	BAND	1	1	1	1	YMUS

38	F0V-6134A-00	REMOCON. LEVER ASSY.	1	1	1	1	
39	F0V-U2714-00	GRIP	1	1	1	1	
40	90109-06803	BOLT	2	2	2	2	YMUS
41	9299R-06200	WASHER	3	3	3	3	YMUS
42	9572R-06300	NUT, FLANGE	3	3	3	3	YMUS

43	F0D-U149C-00	CABLE,REVERSE	1	1	1	1	YMUS
44	EU0-67267-10	.CONNECTOR, CABLE	1	1	1	1	
45	EU0-U1461-30	.SHAFT, JOINT BALL	1	1	1	1	YMUS
46	EU0-62241-30	NUT, DRAIN 1	1	1	1	1	
47	EU0-U1461-30	SHAFT, JOINT BALL	1	1	1	1	YMUS

48	GH1-61468-01	STOPPER, CABLE	1	1	1	1	
49	90119-069UJ	BOLT, WITH WASHER	2	2	2	2	YMUS
50	F0D-6822E-00	GROMMET	1	1	1	1	
51	90601-200U1	BAND	1	1	1	1	YMUS
52	EW2-67243-00	KNOB	1	1	1	1	

53	F0N-6724E-00	NUT, COMPRESSION	1	1	1	1	
54	F0P-6724F-00	NUT	1	1	1	1	

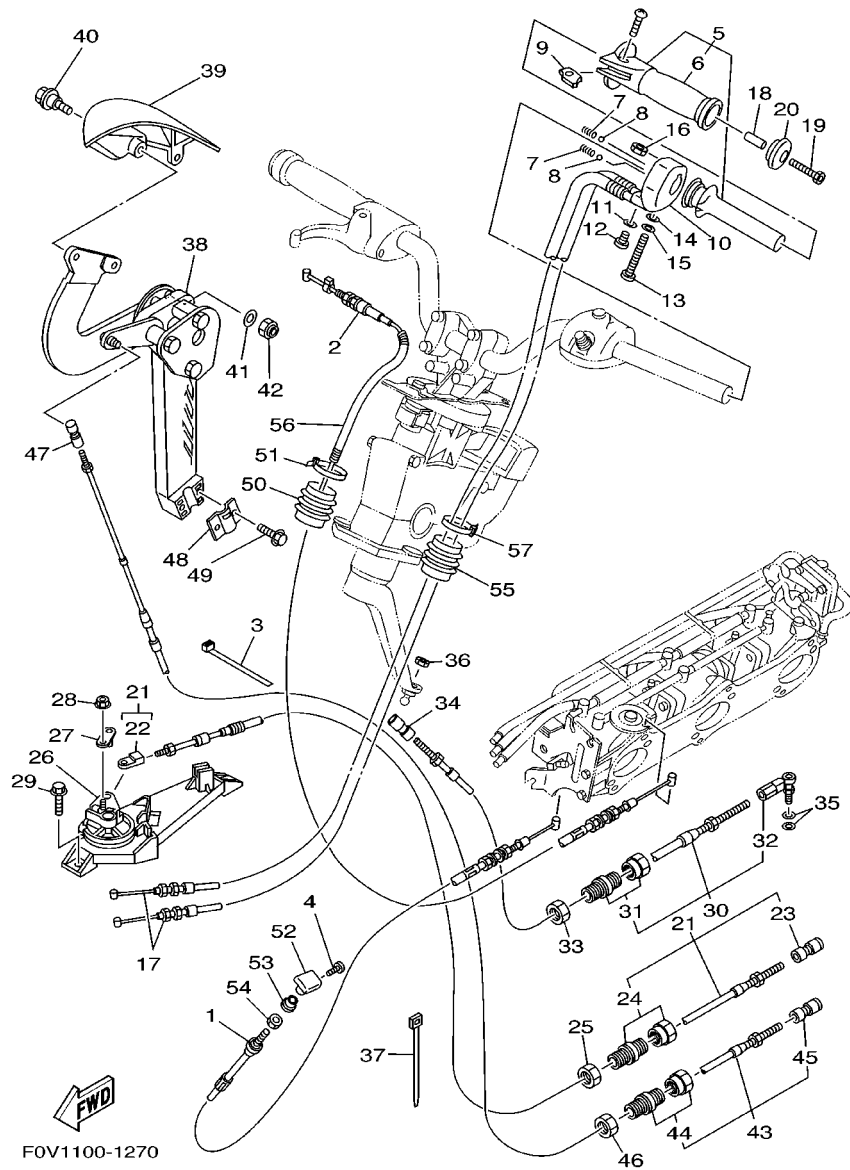
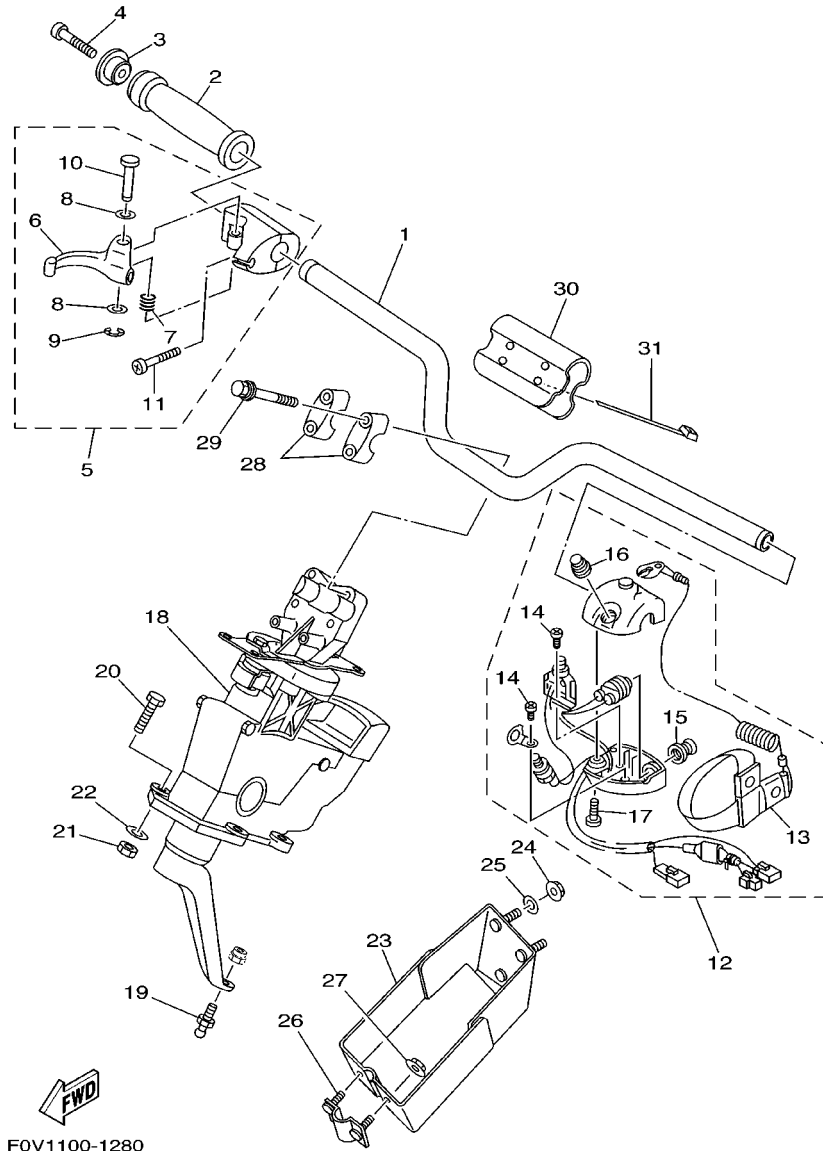


FIG. 27 CONTROL CABLE

REF. NO.	PART NO.	DESCRIPTION	USA	CAN	GENE	JPN	REMARKS
55	F0D-6822E-00	GROMMET	1	1	1	1	
56	F0D-6773E-00	TUBE,2	1	1	1	1	
57	90601-200U1	BAND	1	1	1	1	YMUS

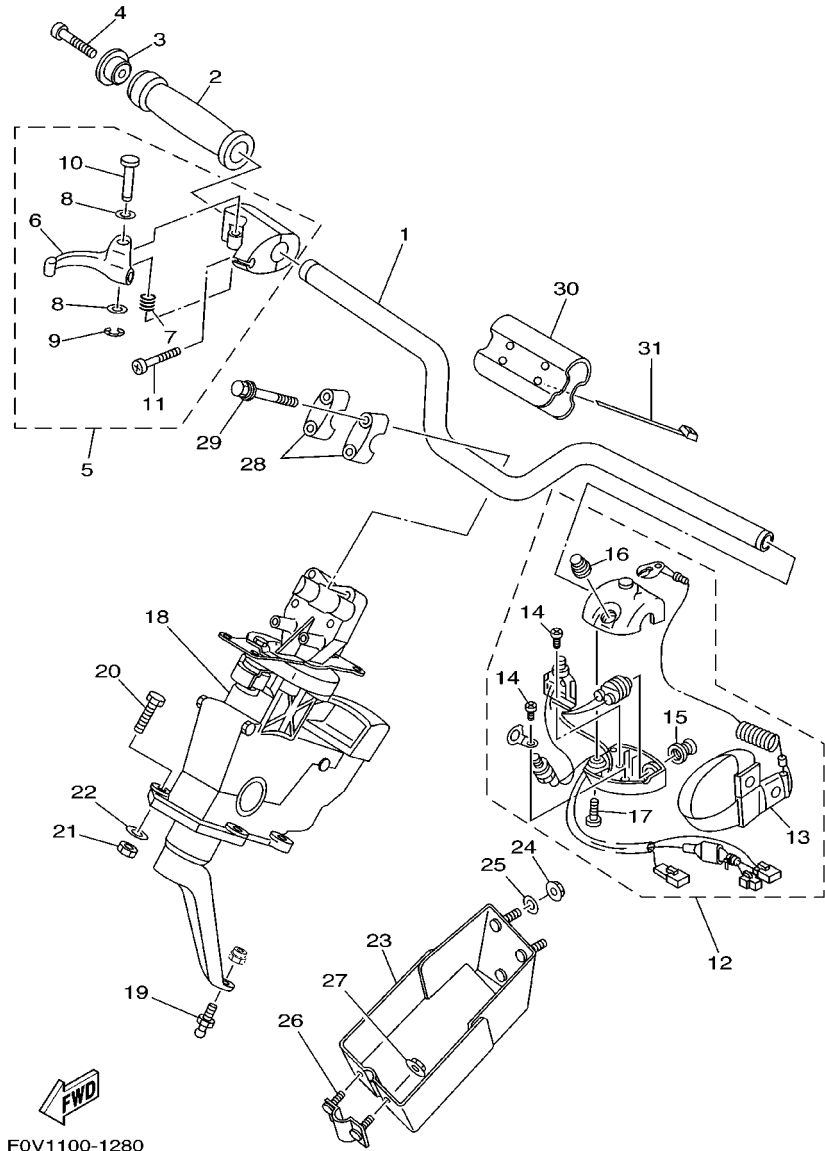
FIG. 28 STEERING 1



F0V1100-1280

REF. NO.	PART NO.	DESCRIPTION	USA	CAN	GENE	JPN	REMARKS
1	F0D-U1552-00	HANDLE	1	1	1	1	YMUS
2	GP7-U155D-00	GRIP, HANDLE	1	1	1	1	YMUS
3	GP7-U155F-00	GRIP, END	1	1	1	1	YMUS
4	90110-05908	BOLT, HEXAGON SOCKET HEAD	1	1	1	1	
5	F0D-67250-03	THROTTLE LEVER ASSY	1	1	1	1	
6	F0D-67255-01	.LEVER, THROTTLE	1	1	1	1	
7	EW2-67256-00	.SPRING	1	1	1	1	
8	EW2-67258-01	.WASHER	2	2	2	2	
9	EW2-67259-01	.E-RING	1	1	1	1	
10	F0D-67257-00	.SHAFT	1	1	1	1	
11	98500-05025	.SCREW, PAN HEAD	2	2	2	2	
12	F0D-68310-01	SWITCH BOX ASSY	1	1	1	1	
13	EW2-68348-00	.LANYARD, STOP SWITCH	1	1	1	1	
14	97880-03008	.SCREW, PAN HEAD	2	2	2	2	
15	FK7-68312-02	.STOP BUTTON COMP	1	1	1	1	
16	FK7-68313-02	.START BUTTON COMP.	1	1	1	1	
17	97880-05025	.SCREW, PAN HEAD	2	2	2	2	
18	F0D-61400-03	STEERING MASTER ASSY	1	1	1	1	
19	EU0-61461-02	STUD, JOINT BALL	1	1	1	1	
20	97080-08030	BOLT	4	4	4	4	
21	9572R-08300	NUT, FLANGE	4	4	4	4	YMUS
22	90201-099U3	WASHER, PLATE	4	4	4	4	YMUS
23	F0D-61467-00	BRACKET, STOPPER CABLE	1	1	1	1	
24	9572R-06300	NUT, FLANGE	3	3	3	3	YMUS
25	9299R-06200	WASHER	3	3	3	3	YMUS
26	GH3-61468-00	STOPPER, CABLE	1	1	1	1	
27	9572R-06300	NUT, FLANGE	2	2	2	2	YMUS

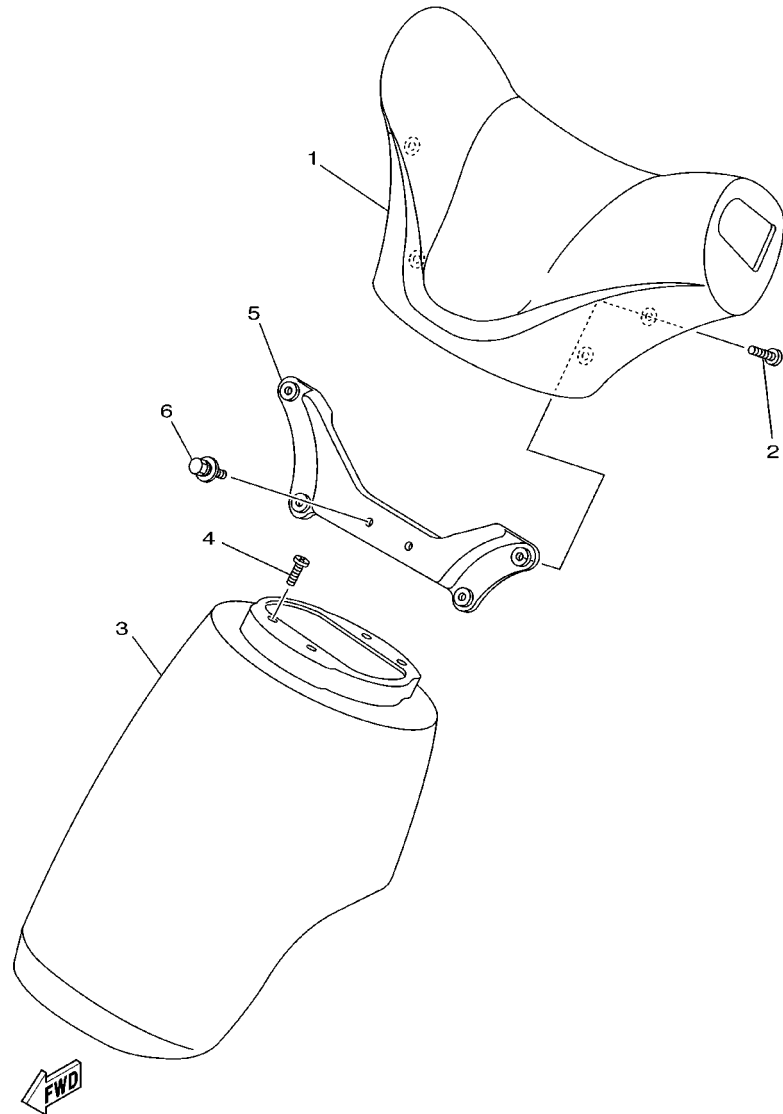
FIG. 28 STEERING 1



F0V1100-1280

REF. NO.	PART NO.	DESCRIPTION	USA	CAN	GENE	JPN	REMARKS
28	EU0-23814-30	HOLDER, HANDLE UPPER	2	2	2	2	
29	90119-089UU	BOLT, WITH WASHER	4	4	4	4	YMUS
30	F0D-U156E-00	PAD 1	1	1	1	1	YMUS
31	90601-200U2	BAND	2	2	2	2	YMUS

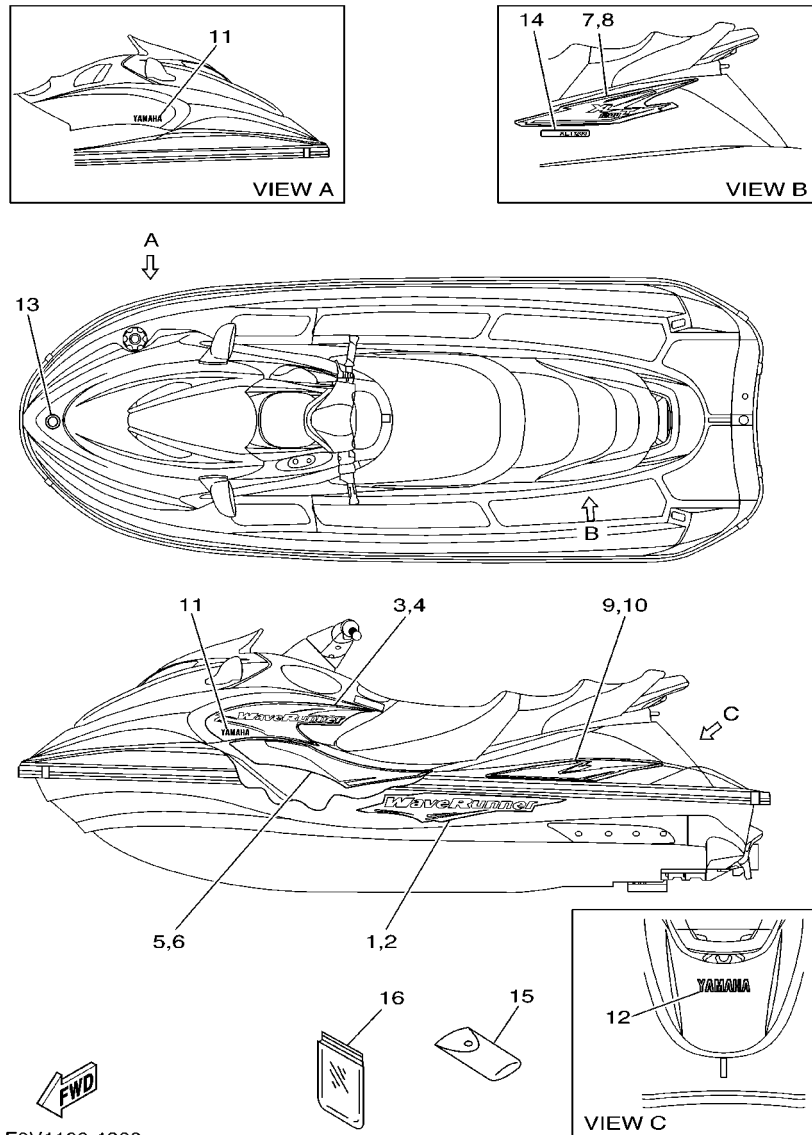
FIG. 29 STEERING 2



F0D1110-9280

REF. NO.	PART NO.	DESCRIPTION	USA	CAN	GENE	JPN	REMARKS
1	F0D-U143D-00	PAD, STEERING 1	1	1	1	1	BL, YMUS
2	90149-06910	SCREW	4	4	4	4	
3	F0D-U143E-00	PAD, STEERING 2	1	1	1	1	BL, YMUS
4	90149-06906	SCREW	4	4	4	4	
5	F0D-U142K-00	FIX, STEERING PAD	1	1	1	1	YMUS
6	90119-069US	BOLT, WITH WASHER	2	2	2	2	YMUS

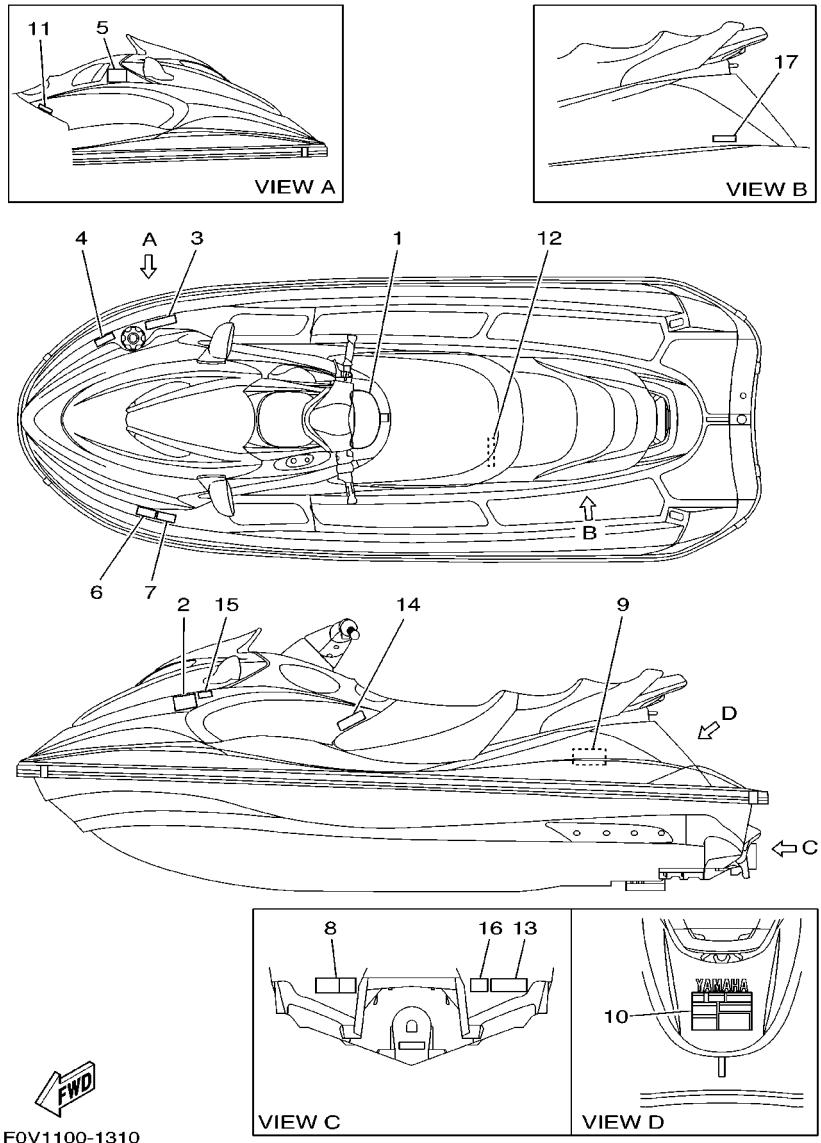
FIG. 30 GRAPHICS



F0V1100-1300

REF. NO.	PART NO.	DESCRIPTION	USA	CAN	GENE	JPN	REMARKS
1	F0V-U417B-00	GRAPHIC 1	1	1	1	1	LH, YMUS
2	F0V-U417C-00	GRAPHIC 2	1	1	1	1	RH, YMUS
3	F0V-U417D-00	GRAPHIC 3	1	1	1	1	LH, YMUS
4	F0V-U417E-00	GRAPHIC 4	1	1	1	1	RH, YMUS
5	F0V-U417F-00	GRAPHIC 5	1	1	1	1	LH, YMUS
6	F0V-U417G-00	GRAPHIC 6	1	1	1	1	RH, YMUS
7	F0V-U417H-00	GRAPHIC 7	1	1	1	1	LH, YMUS
8	F0V-U417J-00	GRAPHIC 8	1	1	1	1	RH, YMUS
9	F0V-U417K-00	GRAPHIC 9	1	1	1	1	LH, YMUS
10	F0V-U417L-00	GRAPHIC B	1	1	1	1	RH, YMUS
11	GU0-U4122-00	EMBLEM 2	2	2	2	2	YMUS
12	GJ3-U4114-52	MARK, YAMAHA A	1	1	1	1	YMUS
13	GU2-U411H-00	EMBLEM, TUNING FORK	1	1	1	1	YMUS
14	F0V-U4125-00	EMBLEM				1	FOR JPN, YMUS
15	EU0-65986-00	TOOL SET	1	1	1	1	
16	EU0-65901-01	TOOL BAG	1	1	1	1	

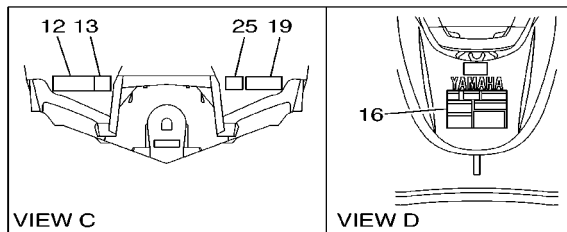
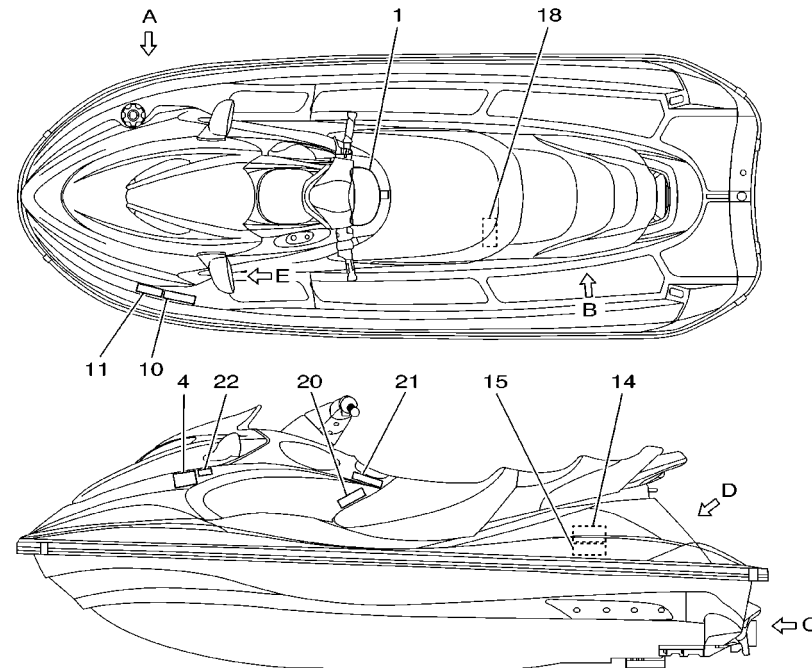
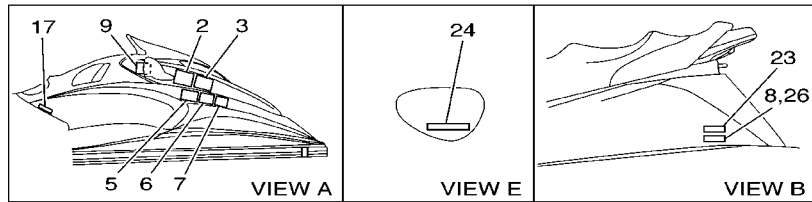
FIG. 31 IMPORTANT LABELS



FWD
FOV1100-1310

REF. NO.	PART NO.	DESCRIPTION	USA	CAN	GENE	JPN	REMARKS
1	F0V-U41B1-00	LABEL, WARNING JDC 1	1				YMUS
2	F0M-U41B2-00	LABEL, WARNING JDC 2	1				YMUS
3	F0P-U415B-00	LABEL, WARNING(FUEL)	1				YMUS
4	F0P-U418R-00	LABEL, WARNING VENTILATION	1				YMUS
5	F0P-U41D5-00	LABEL, WARNING SHIFT LEVER	1				YMUS
6	F0P-U41D7-00	LABEL, WARNING OIL TANK	1				YMUS
7	F0V-U418J-00	LABEL,CAUTION	1				YMUS
8	F0P-U41E1-10	LABEL, SET 1	1				YMUS
9	F0P-U418B-00	LABEL, CAUTION	1				RH INSIDE, YMUS
10	F0V-U41E1-00	LABEL, SET 1	1				YMUS
11	F0V-U418U-00	LABEL, WARNING(START)	1				YMUS
12	F0X-U418V-00	LABEL, WARNING MUFFLER	1				YMUS
13	F0P-U418G-00	LABEL, CAUTION	1				YMUS
14	F0V-U419M-00	LABEL, CAUTION	1				YMUS
15	F0P-U41F5-00	LABEL, FIRE EXTINGUISHER 1	1				YMUS
16	F0P-U416R-00	LABEL, WARNING (REVERSE)	1				YMUS
17	F0P-U41G1-00	LABEL, CAPACITY	1				YMUS

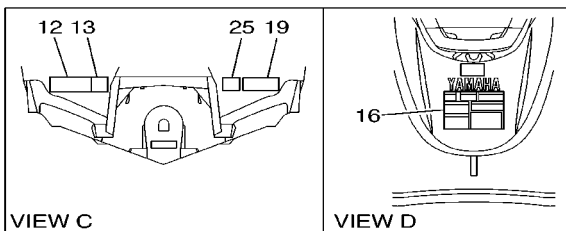
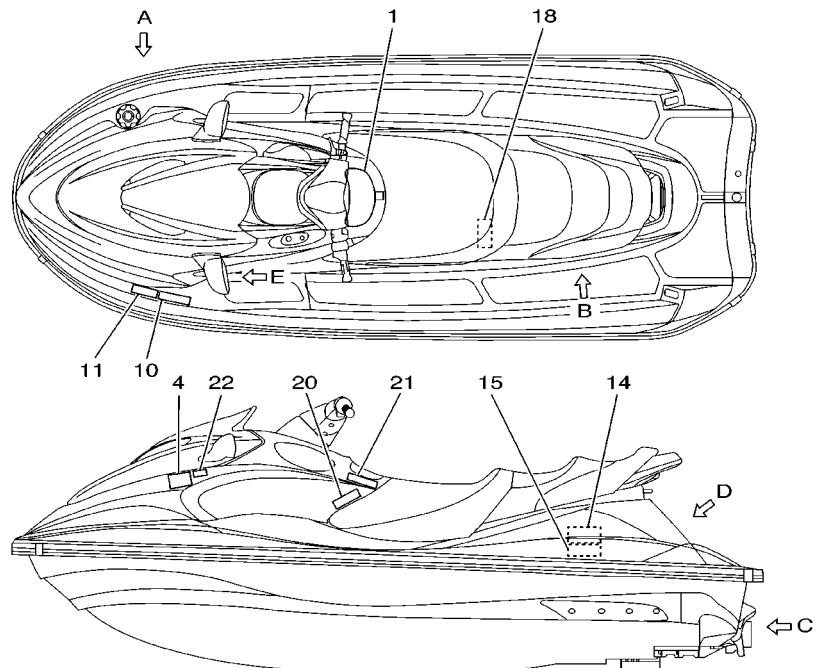
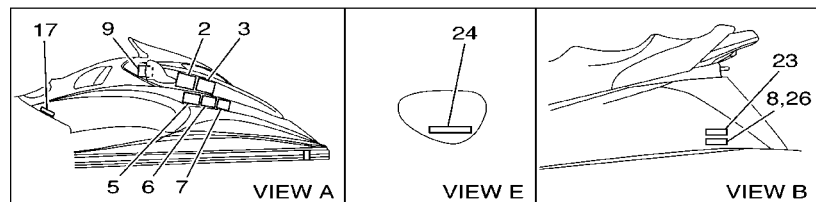
FIG. 32 IMPORTANT LABELS 2



F0V1100-1320

REF. NO.	PART NO.	DESCRIPTION	USA	CAN	GENE	JPN	REMARKS
1	F0V-U41B1-10	LABEL, WARNING JDC 1		1	1		YMUS
2	F0V-U41B1-20	LABEL, WARNING JDC 1		1	1		YMUS
3	F0V-U41B1-30	LABEL, WARNING JDC 1		1	1		YMUS
4	F0M-U41B2-00	LABEL, WARNING JDC 2		1	1		YMUS
5	F0M-U41B2-10	LABEL, WARNING JDC 2		1	1		YMUS
6	F0P-U415B-10	LABEL, WARNING(FUEL)		1	1		YMUS
7	F0P-U418R-10	LABEL, WARNING VENTILATION		1	1		YMUS
8	GJ3-U416H-00	LABEL,WARNING(FRANCE)			1		RH,FOR GENE, YMUS
9	F0V-U41D5-00	LABEL, WARNING SHIFT LEVER		1	1		YMUS
10	F0P-U41D7-10	LABEL, WARNING OIL TANK		1	1		YMUS
11	F0P-U41F3-10	LABEL, CAUTION OIL			1		FOR GENE, YMUS
	F0V-U418J-10	LABEL,CAUTION		1			FOR CAN, YMUS
12	F0P-U41D3-10	LABEL, WARNING UPRIGHTING		1	1		YMUS
13	GA9-U418F-00	LABEL, RIGHTING		1	1		YMUS
14	F0P-U418B-00	LABEL, CAUTION		1	1		RH INSIDE, YMUS
15	F0P-U418B-10	LABEL, CAUTION		1	1		RH INSIDE, YMUS
16	F0P-U41E1-20	LABEL, SET 1			1		FOR GENE, YMUS
	F0V-U41E1-10	LABEL, SET 1		1			FOR CAN, YMUS
17	F0V-U418U-10	LABEL, WARNING(START)		1			FOR CAN, YMUS
18	F0X-U418V-10	LABEL, WARNING MUFFLER		1			FOR CAN, YMUS
19	F0P-U418G-10	LABEL, CAUTION		1	1		YMUS
20	F0V-U419M-00	LABEL, CAUTION		1			FOR CAN, YMUS
21	F0V-U419M-10	LABEL, CAUTION		1			FOR CAN, YMUS
22	F0P-U41F5-10	LABEL, FIRE EXTINGUISHER 1		1	1		YMUS
23	GJ3-U419E-00	LABEL 4		1			FOR CAN, YMUS
24	GJ1-U419F-21	LABEL,5		2	2		YMUS
25	F0P-U416R-10	LABEL, WARNING (REVERSE)		1	1		YMUS

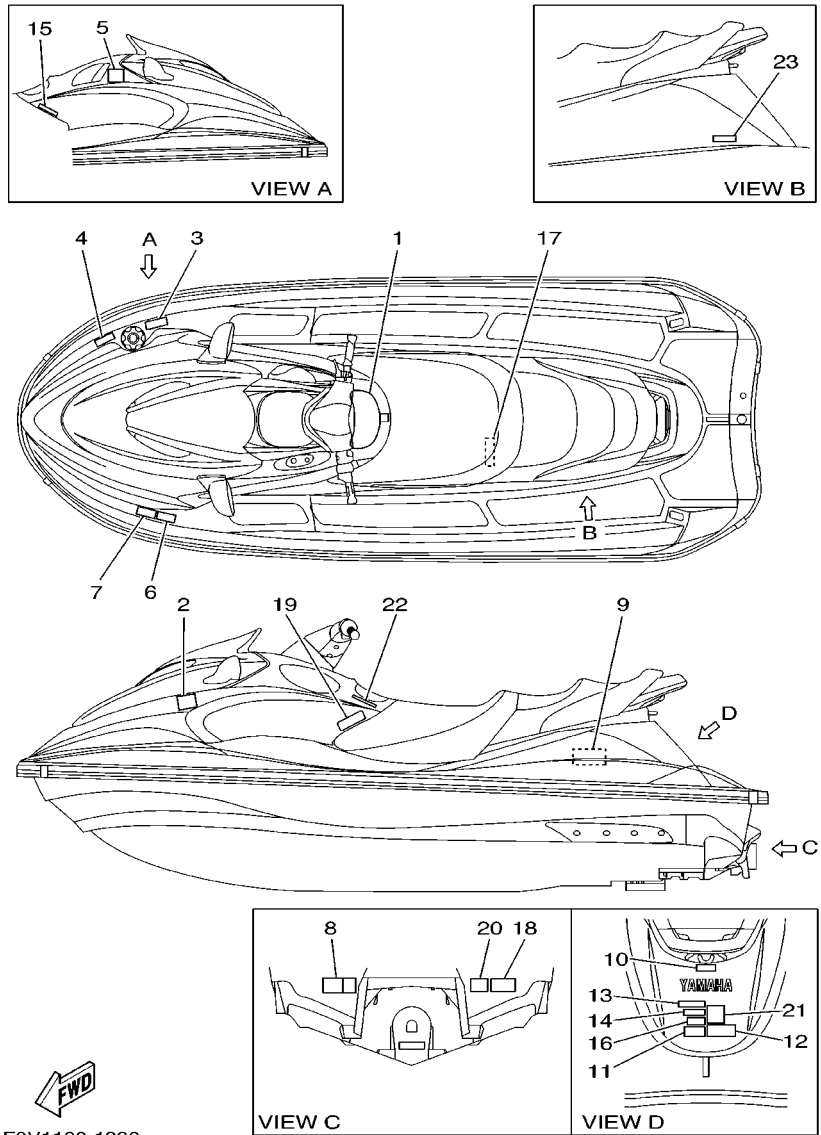
FIG. 32 IMPORTANT LABELS 2



F0V1100-1320

REF. NO.	PART NO.	DESCRIPTION	USA	CAN	GENE	JPN	REMARKS
26	F0P-U41G1-11	LABEL, CAPACITY		1	1		YMUS

FIG. 33 IMPORTANT LABELS 3



F0V1100-1330

REF. NO.	PART NO.	DESCRIPTION	USA	CAN	GENE	JPN	REMARKS
1	F0V-641B1-40	LABEL, WARNING JDC 1				1	
2	F1D-641B2-00	LABEL, WARNING JDC 2				1	
3	F0M-6415B-00	LABEL, WARNING(FUEL)				1	
4	F0M-6418R-00	LABEL, WARNING VENTILATION				1	
5	F0P-641D5-20	LABEL, WARNING SHIFT LEVER				1	
6	F0P-641D7-20	LABEL, WARNING OIL TANK				1	
7	F0V-6418J-10	LABEL,CAUTION				1	
8	F0M-641E1-00	LABEL, SET 1				1	
9	F0M-6418B-00	LABEL, CAUTION				1	RH INSIDE
10	F0M-641D1-00	LABEL, WARNING BODY CAVITIES				1	
11	F0M-6418L-00	LABEL, CAUTION (HANDGRIP)				1	
12	F0V-641F1-00	LABEL, AFTER OPERATION				1	
13	F0V-6418T-00	LABEL, WARNING BURNS 1				1	
14	F0V-6419P-00	LABEL, CAUTION LAND				1	
15	F0V-6418U-10	LABEL, WARNING(START)				1	
16	F0M-6418H-00	LABEL, CAUTION(CLEAT)				1	
17	F0X-6418V-20	LABEL, WARNING MUFFLER				1	
18	F0M-6418G-00	LABEL, CAUTION				1	
19	F0V-6419M-10	LABEL, CAUTION				1	
20	F0P-6416R-20	LABEL, WARNING (REVERSE)				1	
21	FJ1-64197-00	PLATE, CAPACITY				1	
22	GA9-U411B-00	PLATE,ASSY				1	YMUS
23	F0M-641G1-00	LABEL, CAPACITY				1	

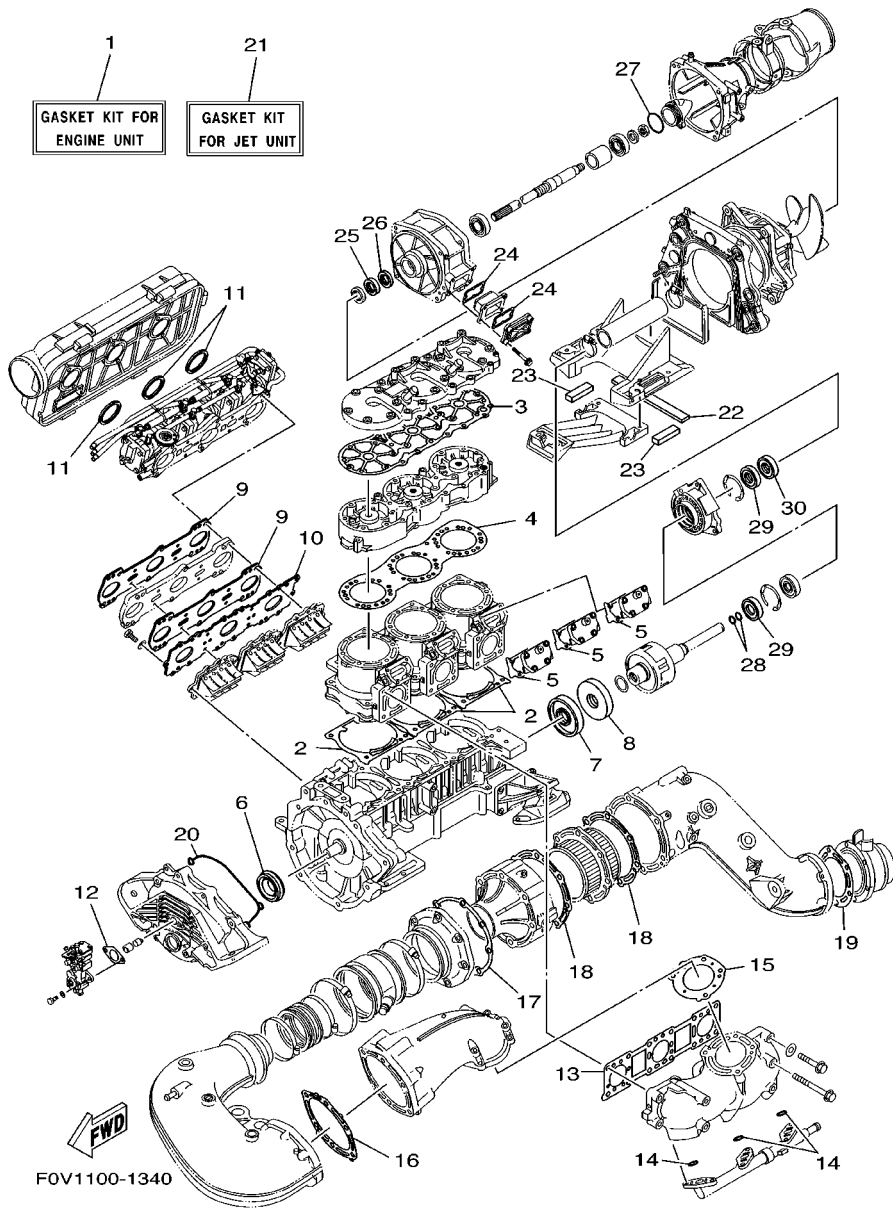


FIG. 34 REPAIR KIT 1

REF. NO.	PART NO.	DESCRIPTION	USA	CAN	GENE	JPN	REMARKS
1	68N-W0001-10	GASKET KIT FOR ENGINE UNIT	1	1	1	1	
2	66E-11351-01	.GASKET, CYLINDER	3	3	3	3	
3	66V-11193-00	.GASKET, HEAD COVER 1	1	1	1	1	
4	66V-11181-00	.GASKET, CYLINDER HEAD 1	1	1	1	1	
5	66E-1131B-01	.GASKET, COVER	3	3	3	3	
6	93102-35M57	.OIL SEAL	1	1	1	1	
7	93101-36M62	.OIL SEAL	1	1	1	1	
8	93101-36M61	.OIL SEAL	1	1	1	1	
9	68N-13556-00	.GASKET, MANIFOLD	2	2	2	2	
10	66V-13624-00	.PLATE, REED VALVE	1	1	1	1	
11	66E-13473-00	.O-RING	3	3	3	3	
12	63M-13116-00	.GASKET, PUMP CASE	1	1	1	1	
13	66V-14613-00	.GASKET, EXHAUST PIPE	1	1	1	1	
14	93210-17MA4	.O-RING	3	3	3	3	
15	66V-14739-00	.GASKET, MUFFLER DAMPER 1	1	1	1	1	
16	66V-14749-00	.GASKET, MUFFLER DAMPER 2	1	1	1	1	
17	66V-41114-00	.GASKET, EXHAUST OUTER COVER	1	1	1	1	
18	66V-41124-00	.GASKET, EXHAUST OUTER COVER	2	2	2	2	
19	68N-14623-00	.GASKET, EXHAUST PIPE	1	1	1	1	
20	66V-81168-10	.O-RING	1	1	1	1	
21	66V-W0001-20	GASKET KIT FOR JET UNIT	1	1	1	1	
22	66V-51367-00	.FELT, PACKING	1	1	1	1	
23	66V-51368-00	.FELT, PACKING	1	1	1	1	
24	66V-42414-00	.O-RING	2	2	2	2	
25	93101-28M66	.OIL SEAL	1	1	1	1	
26	93101-28M65	.OIL SEAL	1	1	1	1	
27	93210-46M16	.O-RING	1	1	1	1	

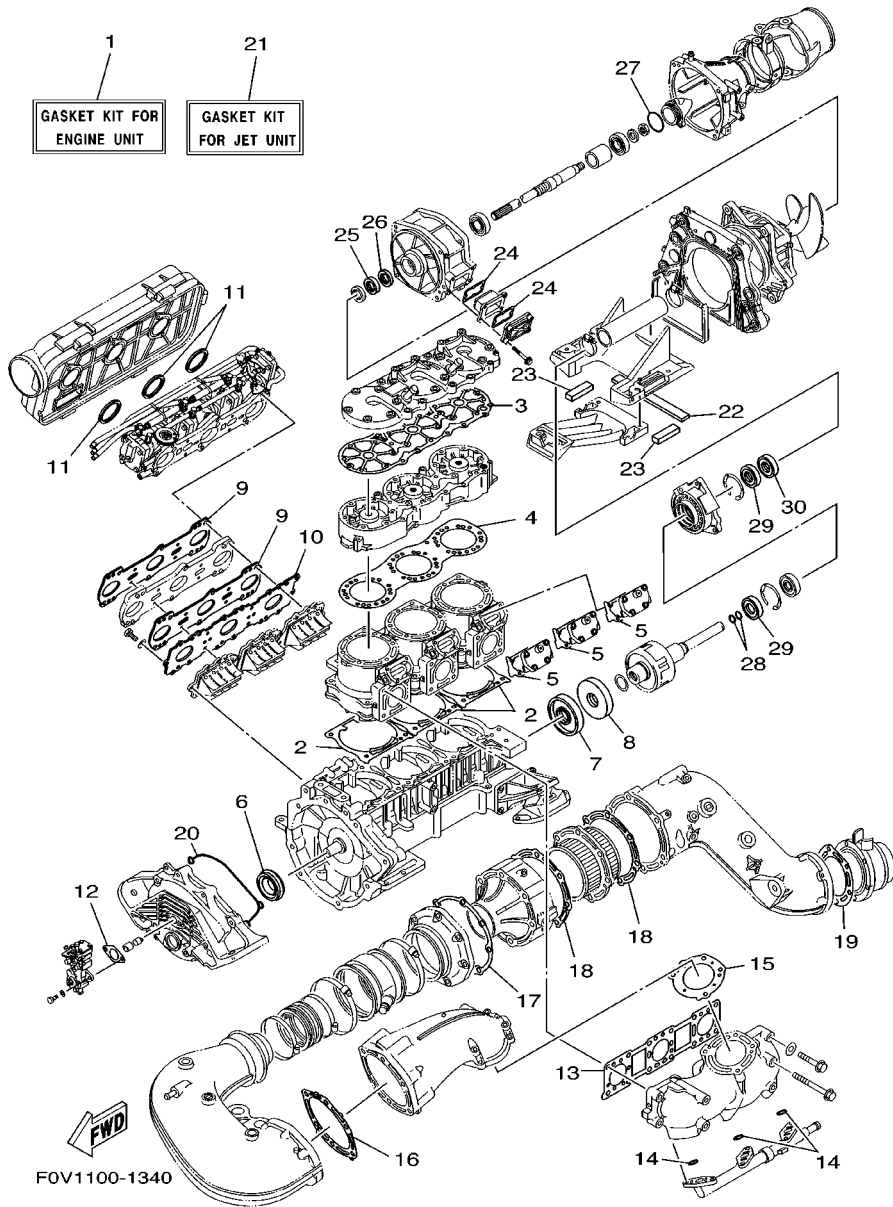
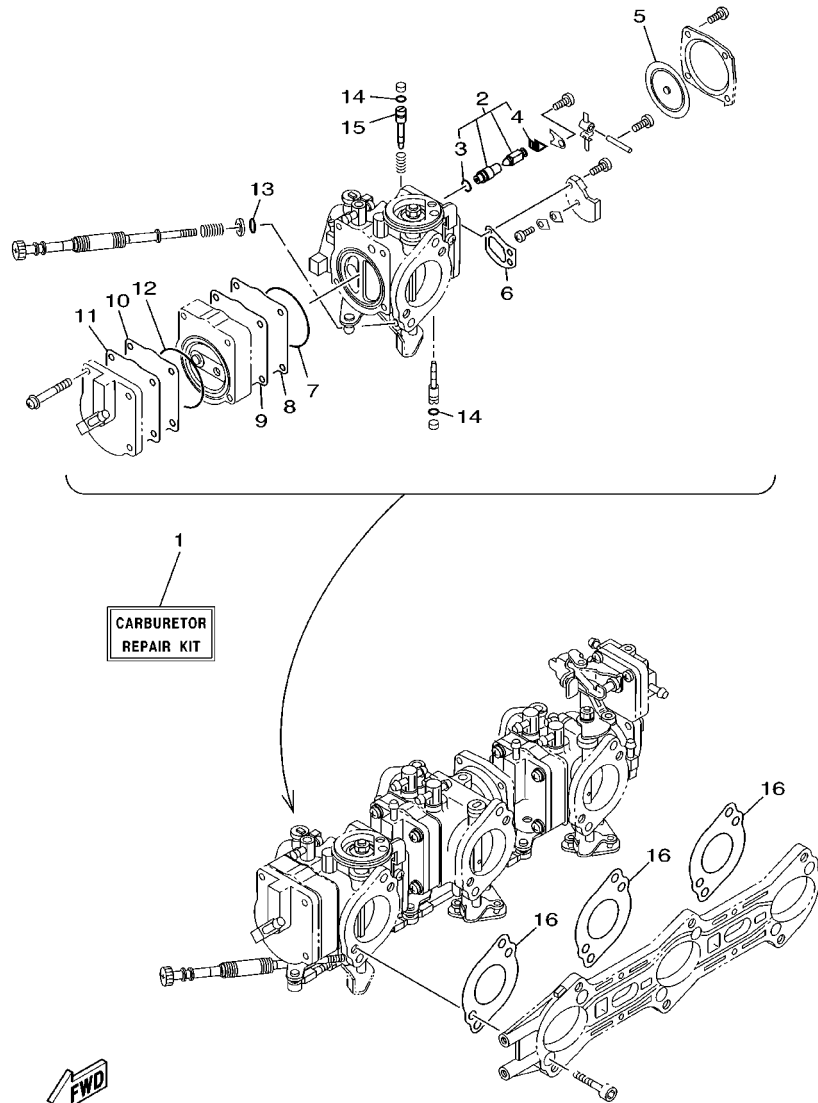


FIG. 34 REPAIR KIT 1

REF. NO.	PART NO.	DESCRIPTION	USA	CAN	GENE	JPN	REMARKS
28	93210-19MJ4	.O-RING	2	2	2	2	
29	93101-25M55	.OIL SEAL	2	2	2	2	
30	93101-25M56	.OIL SEAL	1	1	1	1	

FIG. 35 REPAIR KIT 2



REF. NO.	PART NO.	DESCRIPTION	USA	CAN	GENE	JPN	REMARKS
1	66V-W0093-01	CARBURETOR REPAIR KIT	1	1	1	1	
2	64T-14916-00	.NEEDLE	3	3	3	3	
3	8F2-14147-00	..O-RING	1	1	1	1	
4	7EG-14159-00	..CLIP	1	1	1	1	
5	6R7-14541-00	.DIAPHRAGM, PUMP	3	3	3	3	
6	6K8-14536-11	.GASKET	3	3	3	3	
7	66E-14563-01	.O-RING	3	3	3	3	
8	66E-24471-00	.DIAPHRAGM	3	3	3	3	
9	66E-24411-00	.DIAPHRAGM	3	3	3	3	
10	66E-24421-00	.VALVE, CHECK	3	3	3	3	
11	66E-24431-00	.GASKET, FUEL PUMP 1	3	3	3	3	
12	66E-14564-01	.O-RING	3	3	3	3	
13	812-14147-00	.O-RING	1	1	1	1	
14	93210-03119	.O-RING	6	6	6	6	
15	66V-14946-00	.PLATE, NEEDLE FITTING	3	3	3	3	
16	66E-14398-00	.GASKET	3	3	3	3	

F0D5110-0320

NUMERICAL INDEX

PARTNO.	GRID NO.	PARTNO.	GRID NO.	PARTNO.	GRID NO.	PARTNO.	GRID NO.	PARTNO.	GRID NO.	PARTNO.	GRID NO.
66V-G5831-00	C - 8	F0D-U271B-00	D - 12	GJ3-U416H-00	E - 12	EU0-U7354-00-01	B - 3	F0D-U883B-01	C - 11	66E-11832-01	B - 4
65A-R1129-00	C - 8	F0V-U2714-00	E - 5	F0P-U416R-00	E - 11	EU0-U7354-00-03	B - 3	F0D-U883N-10	D - 8	66E-11998-00	B - 4
66V-R1313-01	C - 9	F0V-U273B-00	C - 10	F0P-U416R-10	E - 12	EU0-U7354-00-05	B - 3	F0D-U883P-10	D - 8	67X-12481-00	C - 4
68N-R1321-00	C - 9	F0P-U351H-00	D - 10	F0V-U417B-00	E - 10	EU0-U7354-00-10	B - 3	F0D-U883U-00	D - 8	66V-12576-00	C - 2
65A-R1326-00	C - 9	F0P-U351J-00	D - 10	F0V-U417C-00	E - 10	EU0-U7354-00-20	B - 3	66V-W0001-20	E - 15	66V-12577-00	C - 2
66V-R1348-10	C - 9	F0D-U351K-00	D - 10	F0V-U417D-00	E - 10	F0V-U7525-01	C - 10	68N-W0001-10	E - 15	66V-12579-00	C - 5
66V-R1381-00	C - 11	F0D-U351M-00	D - 10	F0V-U417E-00	E - 10	F0V-U757B-00	E - 3	66V-W0004-00	B - 7	64T-12580-00	C - 5
GH1-U046C-00	E - 4	F0D-U351N-00	D - 10	F0V-U417F-00	E - 10	F0D-U7578-00	E - 3	68N-W0090-10-8P	B - 2	66V-12581-00	C - 5
F0D-U142K-00	E - 9	F0D-U351P-00	D - 10	F0V-U417G-00	E - 10	GJ1-U7578-11	C - 10	66V-W0093-01	F - 3	66V-12590-00	C - 6
GH1-U143B-00	E - 4	F0D-U351R-00	D - 10	F0V-U417H-00	E - 10	GJ1-U7578-21	C - 6	67X-11111-00-94	B - 2	67X-12590-10	C - 6
F0D-U143D-00	E - 9	F0D-U352E-00	D - 10	F0V-U417J-00	E - 10	F0V-U758D-00	E - 3	66V-11152-00	C - 3	67X-12590-20	C - 6
F0D-U143E-00	E - 9	F0V-U358F-00	D - 10	F0V-U417K-00	E - 10	F0D-U759B-00	D - 15	66V-11181-00	B - 2	63M-13116-00	B - 14
GH3-U146E-00	C - 9	F0V-U358G-00	D - 10	F0V-U417L-00	E - 10	F0D-U759B-10	E - 2		E - 15		E - 15
66V-U146E-00	C - 12	F0V-U3635-00	D - 6	F0P-U418B-00	E - 11	F0D-U759C-00	E - 2	66V-11191-01-8P	B - 2	63M-13132-00	B - 15
GK5-U146F-00	E - 5	F0V-U371A-00	D - 12		E - 12	GJ1-U759C-00	E - 2	66V-11193-00	B - 2	65U-13132-00	B - 14
EU0-U1461-30	E - 4	F0V-U371B-00	D - 12	F0P-U418B-10	E - 12	GD0-U761D-00	D - 8		E - 15	67X-13183-00	B - 14
	E - 5	F0V-U372A-00	D - 12	GA9-U418F-00	E - 12	F0D-U7711-00	D - 15	66E-1131B-01	B - 4	66V-13185-00	B - 15
GP8-U1461-T0	E - 5	F0V-U372B-00	D - 12	F0P-U418G-00	E - 11	F0D-U775B-02	D - 14		E - 15	66V-13200-00	B - 14
F0D-U1481-00	E - 5	GH1-U3774-00	D - 12	F0P-U418G-10	E - 12	F0D-U776C-00	D - 14	66E-1131C-10	B - 4	66V-13416-01	B - 14
F0D-U149C-00	E - 5	F0V-U378C-00	D - 12	F0V-U418J-00	E - 11	F0V-U7772-00	D - 5	66E-1131H-00	B - 4	66E-13469-00	B - 14
GP7-U151M-00	E - 4	F0V-U41B1-00	E - 11	F0V-U418J-10	E - 12	GJ3-U778B-00	D - 14	66E-1131J-10	B - 4	66E-13473-00	B - 7
F0D-U152C-00	E - 4	F0V-U41B1-10	E - 12	F0P-U418R-00	E - 11	GJ3-U778C-00	D - 14	66E-1131M-01-8P	B - 4		E - 15
GP7-U152M-00	E - 4	F0V-U41B1-20	E - 12	F0P-U418R-10	E - 12	F0X-U778D-00	D - 14	66E-1131S-03	B - 4	68N-13556-00	B - 7
GP7-U152P-00	E - 4	F0V-U41B1-30	E - 12	F0V-U418U-00	E - 11	F0X-U778E-00	D - 14	66E-1131V-00	B - 4		E - 15
GP7-U152R-00	E - 4	F0M-U41B2-00	E - 11	F0V-U418U-10	E - 12	F0X-U778H-00	D - 14	66V-11311-00-94	B - 2	66V-13610-00	B - 7
F0D-U153D-01	E - 4		E - 12	F0X-U418V-00	E - 11	EU0-U7817-00	C - 7	66E-1132C-00	B - 4	66V-13620-00	B - 7
F0D-U153E-00	E - 4	F0M-U41B2-10	E - 12	F0X-U418V-10	E - 12	GP7-U783F-00	D - 15	66E-11325-00	B - 4	66V-13624-00	E - 15
F0D-U153J-00	E - 4	F0P-U41D3-10	E - 12	GJ3-U419E-00	E - 12	GP7-U7831-00	D - 15	66V-1133E-00	B - 4	66V-13624-00-94	B - 7
GP7-U155C-00	E - 4	F0P-U41D5-00	E - 11	GJ1-U419F-21	E - 12	GP7-U7832-00	D - 15	66V-1133F-00	B - 4	67B-13784-00	B - 11
GP7-U155D-00	E - 7	F0V-U41D5-00	E - 12	F0V-U419M-00	E - 11	GP7-U7833-00	D - 15	66V-11333-00	B - 4	66V-13898-00	B - 7
GP7-U155F-00	E - 4	F0P-U41D7-00	E - 11		E - 12	GP7-U7834-00	D - 15	66E-11351-01	B - 2	67B-13976-00	B - 13
	E - 7	F0P-U41D7-10	E - 12	F0V-U419M-10	E - 12	EU0-U7835-00	D - 14		E - 15	67B-14118-00	B - 12
F0D-U1552-00	E - 7	F0P-U41E1-10	E - 11	F0D-U474A-00	D - 12	GP7-U7835-00	D - 15	66V-11400-00	B - 5	66V-14124-00	B - 12
F0D-U156E-00	E - 8	F0P-U41E1-20	E - 12	F0D-U475A-00	D - 6	F0D-U7844-00	D - 15	66E-11412-00	B - 5		B - 9
GP7-U157A-00	E - 4	F0V-U41E1-00	E - 11	GP7-U4953-00	D - 12	F0D-U785G-00	D - 15	66E-11422-00	B - 5	4KM-14137-00	B - 10
F0V-U2103-00	D - 6	F0V-U41E1-10	E - 12	F0V-U515E-00	D - 6		D - 4	66E-11431-00	B - 5		B - 13
F0D-U213F-05	D - 11	F0P-U41F3-10	E - 12	F0V-U516N-00-P0	D - 5	GP7-U785H-00	D - 15	66E-11442-00	B - 5	35H-14139-00	B - 12
F0D-U213G-04	D - 11	F0P-U41F5-00	E - 11	F0V-U517B-00-P0	D - 6	F0D-U7856-00	D - 15	66V-11452-00	B - 5		B - 9
GP7-U2501-20	D - 10	F0P-U41F5-10	E - 12	F0V-U517H-00-P0	D - 5	GJ3-U7856-20	D - 14	66E-11515-00	B - 5	66V-14146-00	B - 12
F0D-U251D-00	D - 10	F0P-U41G1-00	E - 11	F0V-U517M-00	D - 6	F0V-U8K31-00	C - 9	66V-11603-00	B - 5		B - 9
F0D-U2512-00	D - 10	F0P-U41G1-11	E - 13	F0D-U519D-00	D - 5	EU0-U821D-00	D - 4	66V-11631-00-A0	B - 5	8F2-14147-00	B - 11
F0D-U2519-00	D - 10	GA9-U411B-00	E - 14	EW2-U5912-01	D - 6	GP7-U8211-00	D - 4	66V-11631-00-B0	B - 5		B - 8
F0D-U252C-00	D - 10	GU2-U411H-00	E - 10	EW2-U5913-01	D - 6	EU0-U8221-30	D - 4	66V-11631-00-C0	B - 5		F - 3
F0D-U252D-00	D - 10	GJ3-U4114-52	E - 10	F0D-U596B-00	D - 6	F0X-U8221-00	D - 4	66V-11631-00-D0	B - 5	812-14147-00	B - 12
F0V-U266B-00	D - 6	GU0-U4122-00	E - 10	F0D-U596C-00	D - 7	F0D-U824B-01	D - 4	66E-11633-00	B - 5		B - 9
F0D-U266C-00	D - 12	F0V-U4125-00	E - 10	GP7-U5983-00	D - 6	F0D-U824C-00	D - 4	66E-11634-00	B - 5		F - 3
GJ3-U266C-31	D - 6	F0P-U415B-00	E - 11	GD0-U7249-00-05	C - 11	F0D-U8341-00	D - 4	66E-11651-00	B - 5	7EG-14159-00	B - 11
F0D-U266D-00	D - 12	F0P-U415B-10	E - 12	GD0-U7249-00-10	C - 11	GJ1-U835D-00	C - 9	66E-11685-00	B - 5		B - 8

NUMERICAL INDEX

PARTNO.	GRID NO.	PARTNO.	GRID NO.	PARTNO.	GRID NO.	PARTNO.	GRID NO.	PARTNO.	GRID NO.	PARTNO.	GRID NO.
7EG-14159-00	F - 3	6K8-14523-11	B - 9	64T-14916-00	B - 11	66V-24560-00	C - 7	66V-51333-00-94	C - 8	F0M-641E1-00	E - 14
66V-14160-00	B - 12	66V-14527-00	B - 10		B - 8	66V-26320-00	B - 14	63M-51334-00	C - 9	F0V-641F1-00	E - 14
	B - 9		B - 13		F - 3	67F-2812A-00	C - 15	66V-51341-00-94	C - 12	F0M-641G1-00	E - 14
66E-14162-01	B - 12	6K8-14536-11	B - 11	3KW-14932-00	B - 12	66V-41111-02-8P	C - 3	66V-51367-00	C - 8	F0M-6415B-00	E - 14
	B - 9		B - 8		B - 9	68N-41111-00-94	C - 3		E - 15	F0P-6416R-20	E - 14
66E-14170-00	B - 8		F - 3	66V-14946-00	B - 12	66V-41113-01-8P	C - 3	66V-51367-10	C - 8	F0M-6418B-00	E - 14
67B-14170-00	B - 11	6R7-14541-00	B - 11		B - 9	68N-41113-00-94	C - 3	66V-51368-00	C - 8	F0M-6418G-00	E - 14
439-14186-00	B - 12		B - 8		F - 3	66V-41114-00	C - 3		E - 15	F0M-6418H-00	E - 14
	B - 9		F - 3	68N-15100-00-8P	B - 2		E - 15	61L-5169A-00	C - 4	F0V-6418J-10	E - 14
66V-14211-00	B - 12	6R7-14542-00	B - 11	66V-15779-00	C - 5	68B-41123-00-8P	C - 4	63M-5316M-00	D - 8	F0M-6418L-00	E - 14
	B - 9		B - 8	68N-21425-00-94	B - 2	68N-41123-00-94	C - 4	F0V-6134A-00	E - 5	F0M-6418R-00	E - 14
1HX-1423A-68	B - 9	6K8-14547-01	B - 11	68N-21426-00-94	B - 2	66V-41124-00	C - 3	F0D-61400-03	E - 7	F0V-6418T-00	E - 14
1HX-1423A-69	B - 12		B - 8	EU0-23814-30	E - 8		E - 15	EU0-61461-02	E - 7	F0V-6418U-10	E - 14
3G2-1423A-74	B - 8	66E-14563-01	B - 11	66V-24312-00	B - 10	66V-41217-00	B - 12	F0D-61467-00	E - 7	F0X-6418V-20	E - 14
3G2-14231-27	B - 11		B - 8		B - 13		B - 9	GH1-61468-01	E - 5	F0V-6419M-10	E - 14
812-14235-00	B - 12		F - 3	66V-24313-01	B - 10	66V-42414-00	C - 8	GH3-61468-00	E - 7	F0V-6419P-00	E - 14
	B - 9	66E-14564-01	B - 12		B - 13		E - 15	F0D-61624-01	D - 8	FJ1-64197-00	E - 14
65U-14251-00	C - 2		B - 9	66V-24314-00	B - 15	66E-42717-00	B - 7	GP7-61628-00	D - 12	F0D-64261-02	E - 3
66V-14251-00	B - 2		F - 3	66E-24362-00	B - 11	66V-44121-00	C - 12	GH1-61651-01	D - 10	F0V-6515A-00	D - 6
6R7-14253-00	B - 11	6R7-14569-00	B - 11		B - 8	66V-44125-00	C - 12	EU0-61652-00	C - 6	F0D-6517C-04	D - 6
	B - 8		B - 8	6G8-24376-00	B - 15	66V-44517-00-8P	B - 3		D - 10	F0D-6517R-00	D - 5
68N-14271-00	B - 7	68N-14585-00	B - 10	66V-24377-00	C - 2	66V-44532-00-94	B - 3	GU0-61652-00	D - 8	F0D-6517T-00	D - 5
66E-14280-00	B - 8		B - 13	63M-24378-00	B - 15	66V-44574-00-94	B - 3	F0D-62127-00	E - 3	GA7-65772-00	E - 3
66V-14284-00	B - 7	66V-14613-00	C - 2	66E-24411-00	B - 11	663-45119-00	C - 4	F0D-62127-00	D - 11	EU0-65901-01	E - 10
66E-14286-00	B - 8		E - 15		B - 8	66V-45214-00-94	C - 8	F0D-62139-00	D - 11	EU0-65986-00	E - 10
67B-14286-00	B - 11	66V-14615-01	C - 3		F - 3	61X-45332-03-94	C - 11	EW2-62140-00	D - 15	F0N-6724E-00	E - 5
66V-14294-00	B - 10	68N-14623-00	C - 4	66E-24412-01	B - 12	61L-45378-00	C - 11	EW2-62142-00	D - 15	F0P-6724F-00	E - 5
68N-14301-01	B - 8		E - 15		B - 9	68Y-45511-01	C - 8	EW2-62149-00	D - 11	66V-67242-01	E - 4
69E-14301-01	B - 11	66V-14625-00	C - 3	66E-24413-01	B - 11	65V-45538-00	C - 8	GJ3-6215F-00	D - 11	EW2-67243-00	E - 5
68N-14302-01	B - 8	67B-1465A-00	C - 4		B - 8	68N-45593-00-94	B - 6	GP7-62159-01	D - 11	F0D-67250-03	E - 7
69E-14302-01	B - 11	66V-14711-00-8P	C - 2	66E-24421-00	B - 11	66E-4581J-00	B - 6	EU0-62241-30	C - 9	66V-67252-00	E - 4
68N-14303-01	B - 8	66V-14712-00-8P	C - 2		B - 8	66E-45813-10-94	B - 6		E - 4	F0D-67255-01	E - 7
69E-14303-01	B - 11	66V-14718-00	C - 5		F - 3	66V-46882-00	C - 8		E - 5	EW2-67256-00	E - 7
66V-1432A-00	B - 9	66V-14721-01-8P	C - 2	66E-24431-00	B - 11	66E-51129-00	B - 2	EU0-62280-00	D - 9	F0D-67257-00	E - 7
66E-14398-00	B - 12	66V-14739-00	C - 2		B - 8		C - 2	EU0-62282-00	D - 9	EW2-67258-01	E - 7
	B - 9		E - 15		F - 3	66V-51129-01	C - 8	EU0-62283-00	D - 9	EW2-67259-01	E - 7
	F - 3	66V-14740-00	C - 4	66V-24452-00	B - 11	66V-51129-10	C - 8	EU0-62285-01	D - 9	EU0-67267-10	E - 4
	B - 7	66V-14749-00	C - 2		B - 8	66E-51142-00	C - 5	FN8-6269B-00	D - 8		E - 5
66V-14419-00	B - 7		E - 15	66V-24452-10	B - 11	66V-51142-00	B - 14	F0D-62875-00	D - 5	EU0-67267-20	C - 9
66V-14440-00	B - 7	66V-14752-00	C - 5		B - 8	63M-51162-00	D - 8	F0D-6376D-00	D - 13	GK5-67267-10	E - 5
66V-14451-00	B - 7	66V-1477K-00	C - 4	66E-24471-00	B - 11	63M-51165-00	D - 8	F0D-63774-01	D - 6	F0P-6753B-00	E - 3
66V-14457-00	B - 7	66V-1477L-00	C - 3		B - 8	66G-51190-00-94	C - 9	F0D-6378D-01	D - 12	F0D-6753D-01	E - 3
66V-14480-01	B - 7	66E-14771-01-94	C - 4		F - 3	66V-51311-00-94	C - 8	F0D-63850-01	D - 12	F0D-67550-03	E - 3
68N-14486-00	B - 12	66V-14771-01-94	C - 3	70R-24489-00	D - 15	66V-51312-01-94	C - 8	F0V-641B1-40	E - 14	GA7-6756E-00	E - 3
	B - 9	66V-14771-01-94	C - 3	65U-24492-00	B - 11	66V-51314-10	C - 12	F1D-641B2-00	E - 14	F0D-6758B-00	E - 3
66V-14488-00	C - 3	66V-14779-00	C - 3		B - 8	66V-51315-00-94	C - 8	F0M-641D1-00	E - 14	F0D-6758C-01	E - 3
6K8-14503-02	B - 11	66V-14782-00-94	C - 4		C - 7	66V-51318-00-94	C - 9	F0P-641D5-20	E - 14	EW2-67618-00	D - 8
	B - 8	68N-14784-00-94	C - 4	66V-24500-02	C - 7	68N-51323-00	C - 11	F0P-641D7-20	E - 14	F0D-6773E-00	E - 6
6K8-14523-11	B - 12	68N-14791-00-94	C - 4	70R-24543-00	D - 15						

NUMERICAL INDEX

PARTNO.	GRID NO.	PARTNO.	GRID NO.	PARTNO.	GRID NO.	PARTNO.	GRID NO.	PARTNO.	GRID NO.	PARTNO.	GRID NO.
GH3-67743-01	D - 15	66V-82150-00	C - 15	90110-05908	E - 4	90119-10M23	C - 3	90280-05013	C - 13	90446-07MG3	B - 13
F0D-6775C-01	D - 14	66V-82151-00	C - 15		E - 7	90119-10836	C - 8	90380-12M29	B - 2	90446-07MG5	B - 10
F0D-6775E-01	D - 14	67F-82151-00	C - 15	90116-10M66	C - 4	90119-10837	C - 9		C - 13		B - 13
FJ0-67766-00	D - 14	66V-82153-00	D - 2	90116-10M68	C - 2	90149-03M15	E - 4	90387-05800	E - 4	90446-10ME3	B - 14
EU0-67767-31	D - 15	66V-82171-00	D - 2	90119-06M13	B - 2	90149-05962	D - 11	90387-06M05	B - 2	90446-10MG0	B - 10
F0D-6777C-00	C - 7	66V-82340-01	D - 2	90119-06M84	B - 2	90149-06906	E - 9	90387-06M60	C - 11		B - 13
FN8-67816-00	C - 7	66V-82340-11	D - 2	90119-06800	C - 8	90149-06910	E - 9	90387-06M74	C - 12	90446-10MG2	B - 10
F0D-6820A-01	D - 4	66V-82340-21	D - 2	90119-06803	D - 5	90157-05M17	B - 12	90387-06M84	C - 12		B - 13
F0D-6820A-11	D - 4	66V-82355-00	D - 2	90119-06820	D - 12		B - 9	90387-07598	B - 4	90446-10MG4	B - 10
F0D-6820A-21	D - 4	66V-82509-00	D - 2	90119-06835	C - 8	90169-049U1	D - 15	90387-08M06	C - 9		B - 13
F0D-6822E-00	E - 5	67B-82509-00	D - 2	90119-069UB	C - 10	90169-059U1	D - 10	90387-08M30	C - 12	90446-10MG7	B - 13
	E - 6	66V-82553-00	D - 2		C - 12	90170-06003	D - 8	90387-08M37	B - 7	90446-10MG8	B - 13
F0D-68238-10	D - 4	66V-83553-00	C - 15		C - 9	90170-08008	D - 9	90387-08802	D - 6	90446-10MG9	B - 12
F0D-68310-01	E - 7	67B-83553-00	C - 15		D - 5	90170-22187	C - 7	90387-10M09	C - 12	90446-10M82	B - 14
FK7-68312-02	E - 7	6R7-83623-40	D - 3		D - 6	90179-10M35	C - 4	90387-12M05	C - 3	90446-14MA9	B - 10
FK7-68313-02	E - 7	6R7-83623-50	D - 3		E - 3	90179-10M36	C - 2	90387-35M01	B - 5		B - 13
EW2-68348-00	E - 7	63N-83623-00	D - 3	90119-069UD	C - 11	90183-06902	D - 5	90430-09M10	C - 5	90446-17MA5	C - 7
F0V-6883T-10	D - 8	66V-83919-00	C - 15		C - 12		D - 6	90430-16910	E - 3	90446-17ME2	B - 14
66V-81168-10	C - 13	66V-83955-00	C - 15	90119-069UH	D - 6	90201-06M04	B - 4	90445-07M09	B - 14	90446-17ME8	B - 15
	E - 15	682-84385-01	C - 5	90119-069UJ	E - 5	90201-06017	D - 8	90445-07M60	B - 12	90446-17MG6	B - 12
66V-81315-00	C - 15	66V-85510-00	C - 13	90119-069UK	C - 10	90201-06068	C - 13	90445-07M61	B - 13		B - 9
65U-81317-10	D - 2	66V-85515-00	C - 15	90119-069UP	D - 12	90201-068M4	C - 9	90445-07M62	B - 13	90446-20ME4	C - 5
66V-8132W-00	C - 15	66V-8552A-00	C - 15	90119-069US	D - 4	90201-068T1	C - 12	90445-07M63	B - 13	90446-20M70	C - 5
66V-81328-00	C - 13	66V-8552E-00	C - 15		E - 9	90201-06802	D - 6	90445-07003	B - 10	90446-24M52	C - 5
68N-81337-00-94	C - 13	66V-85525-00	D - 2	90119-069UX	B - 4	90201-06906	E - 5	90445-07004	B - 9	90446-27M55	D - 8
63M-81800-00	C - 14	66V-85540-00	C - 15	90119-08MA0	B - 2	90201-08M09	B - 4	90445-07005	B - 10	90446-27M73	D - 8
3AJ-81809-00	C - 14	67B-85540-00	C - 15	90119-08M18	B - 2	90201-08015	D - 8	90445-07007	B - 14	90446-27M95	C - 5
6M6-81826-00	C - 14	66V-85542-00	D - 2	90119-08M22	B - 7	90201-088T2	C - 12	90445-09M33	C - 4	90447-07003	B - 9
6M6-8183E-00	C - 14	66V-85550-00	C - 13	90119-08M63	B - 2	90201-099U3	B - 3	90445-11M33	B - 14	90447-07004	B - 10
6M6-81830-00	C - 14	66V-85570-00	D - 2		C - 3		E - 7	90445-11M67	C - 7	90447-13005	C - 7
63M-81830-00	C - 14	66V-85790-10	D - 2	90119-08M67	B - 2	90201-10801	C - 10	90445-11M68	C - 7	90450-14M05	C - 5
6M6-81840-10	C - 14	66V-85820-00	B - 4	90119-08809	B - 3	90201-22M04	B - 5	90445-11M69	C - 7	90450-18M09	C - 5
11H-81844-00	C - 14	66E-85825-00	B - 4	90119-089UE	C - 9	90201-248M5	B - 6	90445-11M70	C - 7	90450-22M14	C - 2
66V-81844-00	C - 15	66V-85881-00	D - 2	90119-089UF	C - 12	90201-28008	C - 3	90445-11M73	B - 12		C - 5
1FK-81847-00	C - 14	90101-06806	C - 12	90119-089UL	C - 11	90202-229U1	C - 7		B - 9	90450-99M02	C - 5
6M6-81850-00	C - 14	90101-069U0	D - 12	90119-089UN	D - 7	90267-329UR	D - 15	90445-11019	C - 7	90460-11M17	B - 10
6M6-81865-00	C - 14	90101-06917	B - 3	90119-089UR	C - 15	90267-40935	D - 14	90445-12M10	C - 2		B - 13
6M6-81866-00	C - 14	90105-08M22	C - 4	90119-089UU	E - 8	90267-48802	D - 11	90445-14M09	C - 5		C - 2
66V-81921-00	C - 15	90105-08041	B - 7	90119-089U6	B - 3		D - 4	90445-14M33	C - 5	90460-90M19	C - 3
6G1-81941-10	C - 15	90105-10M87	C - 4		C - 10	90267-48807	D - 6	90445-14898	C - 9	90460-99M20	C - 3
6M6-81952-01	C - 15	90109-06M99	C - 2	90119-089U7	D - 15	90267-489UE	D - 11	90445-16M09	C - 9	90460-99M23	B - 7
66V-81960-00	D - 2		C - 5	90119-10M00	C - 4	90267-489UN	D - 6	90445-18M02	C - 5	90464-07M05	B - 15
EU0-82110-09	D - 4	90109-06039	B - 7	90119-10M07	B - 2	90267-489UP	D - 6	90445-198B9	D - 8	90464-07M56	C - 5
66V-82117-00	C - 15	90109-06803	E - 5	90119-10M11	C - 2	90267-489US	D - 10	90445-198C0	D - 8	90464-14M55	B - 7
66V-82117-10	C - 15	90109-08879	C - 12	90119-10M13	C - 4	90267-489UT	D - 10	90445-21002	C - 5	90464-32801	D - 14
66V-82117-20	C - 15	90109-10M72	C - 13	90119-10M18	C - 4	90267-489U1	C - 7	90446-07MG1	B - 10		D - 4
66V-82119-00	C - 15	90110-04M03	B - 4	90119-10M19	C - 2	90267-489U2	D - 15		B - 13		E - 3
66V-82127-00	D - 2	90110-05008	B - 4	90119-10M20	C - 2	90267-489U7	E - 3	90446-07MG3	B - 10	90464-40825	C - 10

NUMERICAL INDEX

PARTNO.	GRID NO.	PARTNO.	GRID NO.	PARTNO.	GRID NO.	PARTNO.	GRID NO.	PARTNO.	GRID NO.	PARTNO.	GRID NO.
90464-99801	C - 10	90601-20009	D - 4	93102-35M57	B - 5	9572R-06300	D - 6	97880-05010	B - 9		
90464-99804	D - 11	90605-502U2	D - 5		E - 15		D - 9	97880-05025	E - 7		
	D - 15	91317-06030	C - 13	93109-08M07	B - 4		E - 5	97880-06065	E - 4		
90465-11M10	B - 14	91318-06014	C - 13	93210-03119	B - 12		E - 7	98500-05025	E - 7		
	B - 15	92903-06600	B - 2		B - 9	9572R-08300	D - 12	98580-05014	B - 12		
	C - 13		B - 7		F - 3		D - 6		B - 9		
	C - 4		C - 14	93210-17MA4	C - 2		D - 8	9878R-05512	C - 9		
	C - 7		D - 3		E - 15		D - 9	98780-05020	B - 4		
	D - 2	92903-08600	B - 3	93210-17001	C - 4		E - 7	98980-04008	C - 7		
	E - 4		C - 14	93210-19MJ4	C - 11	9572R-10300	C - 10	98980-04010	E - 4		
90465-11829	B - 15	92903-10600	C - 13		F - 2		D - 12	99590-14016	C - 4		
	C - 11		C - 2	93210-22ME5	D - 8		D - 13		C - 8		
	C - 7		C - 3	93210-46M16	C - 9	97013-06016	D - 3				
	C - 9	9299R-05200	D - 9		E - 15	97013-06025	B - 7				
	D - 11		E - 3	93306-205U0	C - 8	97013-06040	B - 2				
	D - 14	9299R-06100	E - 4	93306-205U6	C - 11	97013-06045	B - 7				
	D - 15	9299R-06200	D - 10	93306-208U1	B - 5	97013-08025	B - 3				
	D - 8		D - 12	93306-304U1	C - 8		C - 14				
90465-12M53	B - 2		D - 5	93306-308U1	B - 5	97013-10055	C - 13				
90465-13M36	C - 2		E - 5	93310-422U2	B - 5		C - 2				
	D - 3		E - 7	93310-627U6	B - 5	97013-10060	C - 3				
90465-13M60	B - 10	9299R-08200	D - 6	93390-000U6	B - 5	97013-10065	C - 3				
	B - 13		D - 8	93410-08M12	B - 4	9708R-06030	D - 5				
90467-089U1	D - 4	9299R-08600	C - 12	93430-47M04	C - 11	97080-08030	E - 7				
90468-02001	B - 14	9299R-10200	D - 12	93440-25M08	C - 14	97080-10025	D - 12				
90480-06M46	C - 11		D - 13	93450-18M06	C - 14	97095-06012	B - 10				
90480-14023	B - 4	9299R-16600	C - 8	93603-10049	B - 5		B - 13				
90480-22M15	B - 7	92990-04600	E - 4	93606-12019	B - 2		B - 15				
90480-30M78	C - 3	92990-06100	C - 14		C - 11		D - 2				
90501-14M73	C - 14	92990-06600	E - 4		C - 2	97095-06020	B - 14				
90508-14M43	C - 12	92990-16200	E - 3		C - 8	97513-05514	C - 13				
90600-900U6	C - 10	92995-06600	B - 10		C - 9	97513-06525	B - 4				
90600-917U4	D - 4		B - 13	93606-14081	C - 3	97513-10545	C - 13				
90600-921U1	C - 10		B - 14	93608-16M16	C - 13		C - 4				
90600-925U9	C - 10		B - 15	94702-00396	D - 2	97513-10585	C - 3				
90601-118UF	C - 6		D - 2	94709-00396	D - 2	97513-10590	C - 3				
	C - 9	93101-25M55	C - 11	9531P-16700	C - 8	9778R-50112	D - 8				
	D - 8		F - 2	9538R-06600	C - 12	97780-04110	D - 14				
	E - 3	93101-25M56	C - 11	9538R-06700	C - 9	97780-50514	C - 10				
90601-142U6	D - 14		F - 2		D - 5	97780-60425	C - 15				
90601-152U3	C - 11	93101-28M65	C - 8		E - 5		D - 2				
90601-155U4	D - 15		E - 15	9538R-08600	C - 12	97780-60430	C - 15				
90601-162U5	D - 4	93101-28M66	C - 8	95380-06700	C - 14	97780-60516	D - 2				
90601-195UD	E - 3		E - 15	9572R-05300	D - 4	97780-60525	D - 2				
90601-200U1	D - 8	93101-36M61	B - 5		D - 9	97780-60530	C - 15				
	E - 5		E - 15	9572R-06300	D - 10	9788R-05025	D - 9				
	E - 6	93101-36M62	B - 5		D - 12	97880-03008	E - 7				
90601-200U2	E - 8		E - 15		D - 5	97880-05010	B - 12				

CONTENTS

CYLINDER. CRANKCASE 1	B2
CYLINDER. CRANKCASE 2	B4
CRANKSHAFT. PISTON	B5
INTAKE	B7
CARBURETOR	B8
CARBURETOR 2	B11
OIL PUMP	B14
EXHAUST 1	C2
EXHAUST 2	C5
FUEL	C7
JET UNIT 1	C8
JET UNIT 2	C11
JET UNIT 3	C12
GENERATOR	C13
STARTING MOTOR	C14
ELECTRICAL 1	C15
ELECTRICAL 2	D4
ENGINE HATCH 1	D5
ENGINE HATCH 2	D6
HULL. DECK	D8

GUNWALE. MAT	D10
VENTILATION	D11
SEAT. UNDER LOCKER	D12
OIL TANK	D14
FUEL TANK	D15
EXHAUST 3	E3
CONTROL CABLE	E4
STEERING 1	E7
STEERING 2	E9
GRAPHICS	E10
IMPORTANT LABELS	E11
IMPORTANT LABELS 2	E12
IMPORTANT LABELS 3	E14
REPAIR KIT 1	E15
REPAIR KIT 2	F3

INDEX

NUMERICAL INDEX	M1
-----------------------	----