


**YAMAHA**



**PARTS  
CATALOGUE**

**VMX12J (3JPR) CANADA**

**VMX12J (3JPS) U49**


**VMX12JC (3JPT) CARIFORNIA**

---

**YAMAHA**  
**GENUINE**  
Part & Accessories

073JP-100E1

**A2**



A3

## FOREWORD

This Parts Catalogue is related to the parts for the model(s) in the below frame. When you are ordering replacement parts, please refer to this Parts Catalogue and quote both part numbers and part names correctly.

VMX12J(3JPR/3JPS), VMX12JC(3JPT)

1. Modifications or additions which have been made after issue of the Parts Catalogue will be announced in the Yamaha Parts News.  
It is advisable that you make necessary corrections to the Parts Catalogue according to the Yamaha Parts News.

2. Abbreviations  
The following abbreviations are used in this Parts Catalogue.

"UR" Use specified parts number.  
 "UN" Use as many as needed.  
 "AP" Alternate Parts  
 "LM" Local Made (Parts need to be ordered locally)  
 "F#" Frame No. (Applicable machine No.)

3. Parts, which are to be supplied in an assembly, are listed with a dot (.) in front of the part name as shown below.

EXAMPLE  
 CARBURETOR ASSY  
 . JET, PILOT  
 . NOZZLE, MAIN

4. Number of component for assembly  
The numeral appearing to the right of each component part indicates the quantity of parts for each assembly unit.

EXAMPLE

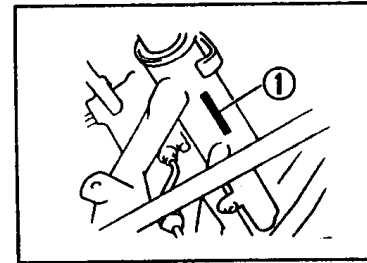
PART NO.	DESCRIPTION	Q'TY	REMARKS
2F5-83310-60	FRONT FLASHER LIGHT ASSY	2	
115-83311-60	. BULB (6V-18W)	1	

5. Applicable colors of graphics are represented in the "REMARKS" as shown below.

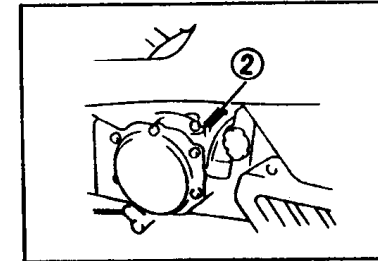
PART NO.	DESCRIPTION	Q'TY	REMARKS
2N4-24110-00-X5	FUEL TANK COMP.	1	MAXIM RED
3J1-24240-10	. GRAPHIC, FUEL TANK	1	for MXR

6. Applicable Serial No.

① Engine Serial No.



② Frame Serial No.



7. Note that the illustrations are for reference in finding parts numbers, not to be used for assembling. When assembling, please use the applicable service manual.
8. The asterisk (\*) before a reference number indicates modification items after the first edition.



# CONTENTS

## GENERAL SPEC.

### ENGINE

CYLINDER HEAD .....	B2 ~ B3
CRANKSHAFT · PISTON .....	B4 ~ B5
VALVE .....	B6 ~ B7
CAMSHAFT · CHAIN .....	B8
WATER PUMP .....	B9 ~ B10
RADIATOR · HOSE .....	B11 ~ B13
OIL PUMP .....	B14
OIL CLEANER .....	B15 ~ C2
INTAKE .....	C3 ~ C4
CARBURETOR 1 (USA) .....	C5 ~ C7
CARBURETOR 2 (CANADA) .....	C8 ~ C10
EXHAUST .....	C11 ~ C12
CRANKCASE .....	C13 ~ C14
CRANKCASE COVER 1 .....	C15 ~ D2
STARTER CLUTCH .....	D3
CLUTCH .....	D4 ~ D5
TRANSMISSION .....	D6
MIDDLE DRIVE GEAR .....	D7
SHIFT CAM · FORK .....	D8
SHIFT SHAFT .....	D9

### CHASSIS

FRAME .....	D10
FENDER .....	D11 ~ D12
SIDE COVER .....	D13 ~ E2
REAR ARM .....	E3
DRIVE SHAFT .....	E4 ~ E5
REAR SUSPENSION .....	E6
STEERING .....	E7 ~ E8
FRONT FORK .....	E9 ~ E10

FUEL TANK (NON-CALIFORNIA) .....	E11 ~ E12
SEAT .....	E13
FRONT WHEEL .....	E14
FRONT BRAKE CALIPER .....	E15
REAR WHEEL .....	F2
REAR BRAKE CALIPER .....	F3
STEERING HANDLE · CABLE .....	F4
FRONT MASTER CYLINDER .....	F5
FRONT MASTER CYLINDER 2 .....	F6
STAND · FOOTREST .....	F7 ~ F8
REAR MASTER CYLINDER .....	F9
GENERATOR .....	F10
PICK UP COIL · GOVERNOR .....	F11
STARTING MOTOR .....	F12
FLASHER LIGHT .....	F13
METER .....	F14 ~ F15
HEADLIGHT .....	G2
TAILLIGHT .....	G3
HANDLE SWITCH · LEVER .....	G4
ELECTRICAL 1 .....	G5 ~ G6
ELECTRICAL 2 .....	G7 ~ G8

### INDIVIDUAL SPEC.

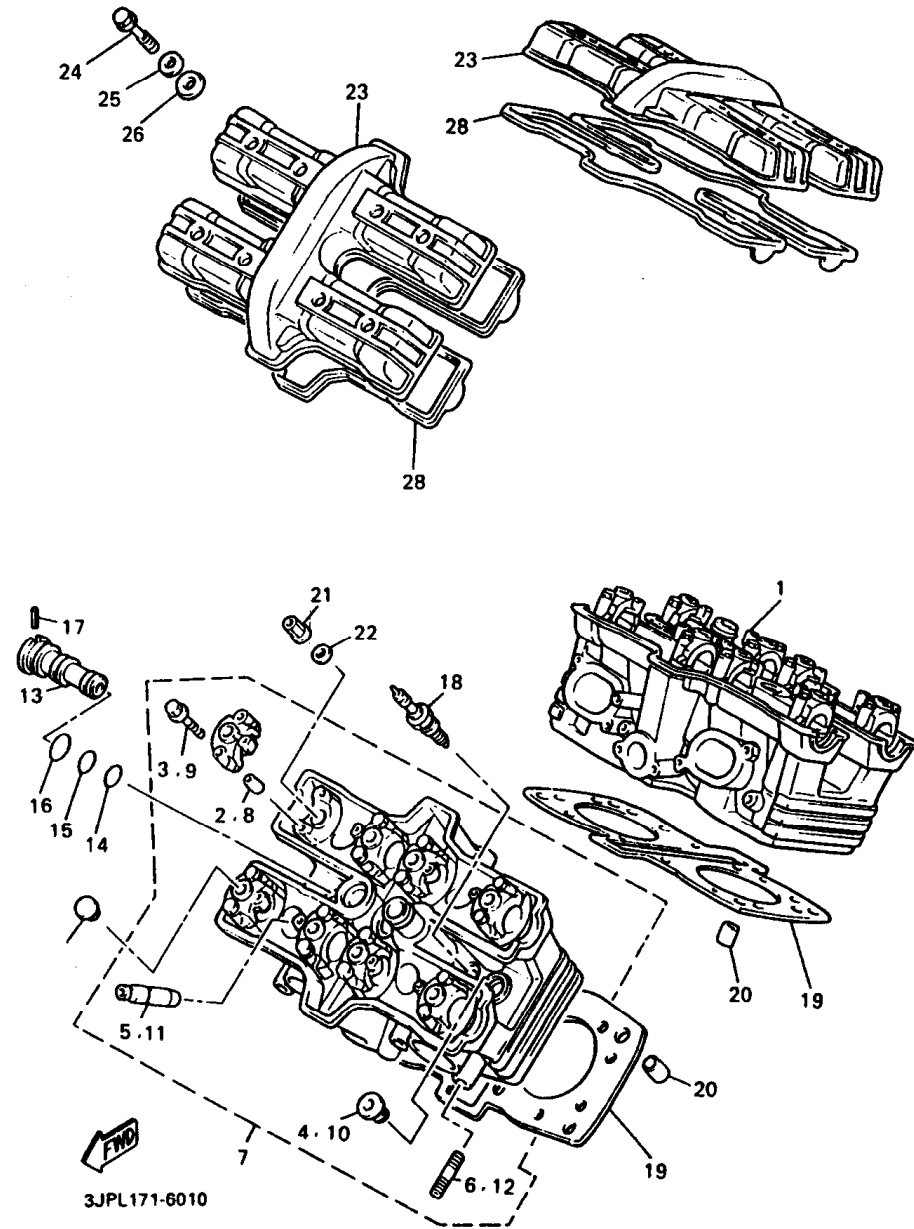
#### FOR CALIFORNIA

FUEL TANK (CALIFORNIA ONLY) .....	G10 ~ G11
-----------------------------------	-----------

### INDEX

NUMERICAL INDEX .....	L1 ~ L6
-----------------------	---------

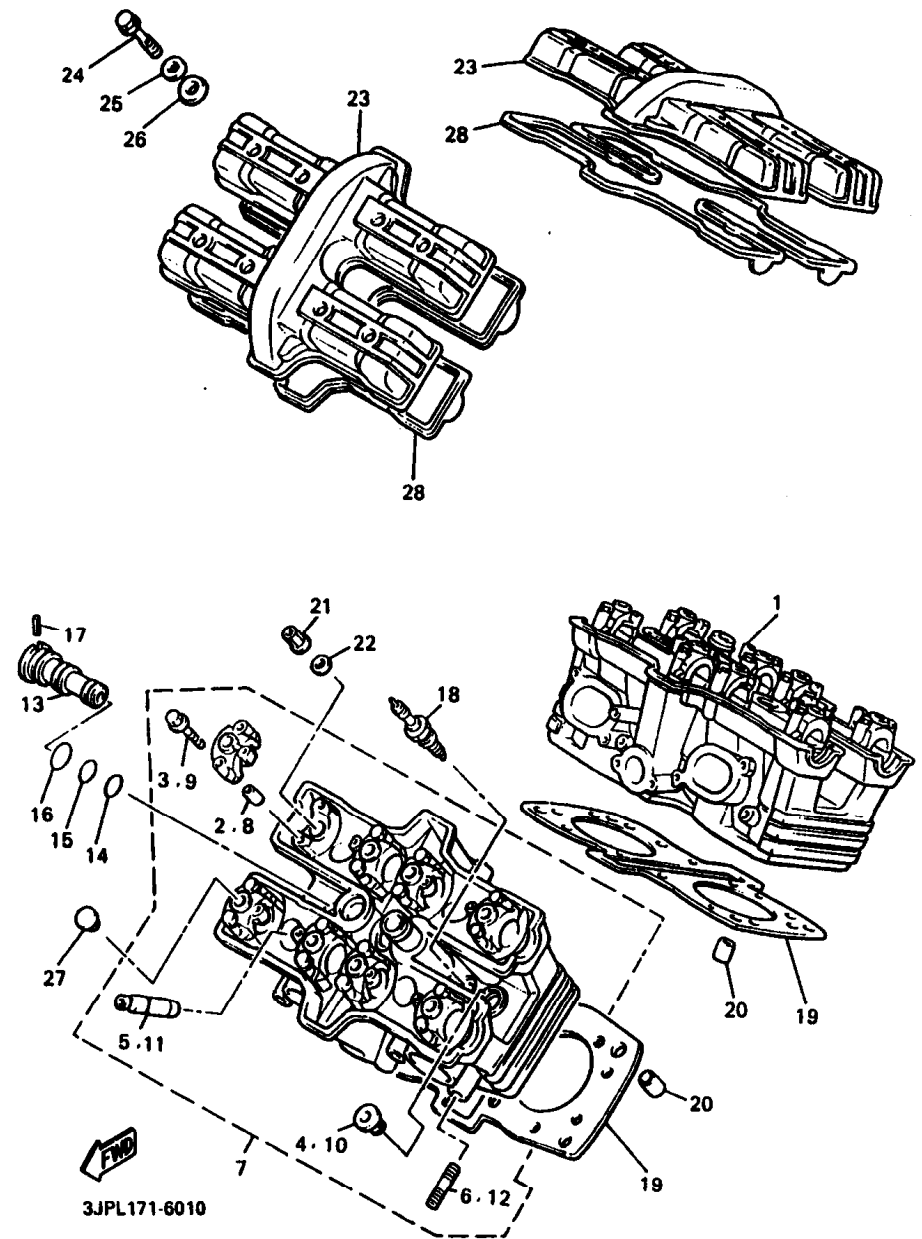
FIG. 1 CYLINDER HEAD



REF. NO.	PART NO.	DESCRIPTION	Q'TY	REMARKS
1	1FK-11101-01	CYLINDER HEAD ASSY	1	
2	99510-08016	.PIN, DOWEL	16	
3	90105-06153	.BOLT, WASHER BASED	16	
4	90340-20090	.PLUG, STRAIGHT SCREW	3	
5	30X-11133-10	.GUIDE, INTAKE VALVE	8	
6	95917-08620	.BOLT, STUD	4	
7	1FK-W1112-01	CYLINDER HEAD ASSY 2	1	
8	99510-08016	.PIN, DOWEL	16	
9	90105-06153	.BOLT, WASHER BASED	16	
10	90340-20090	.PLUG, STRAIGHT SCREW	3	
11	30X-11133-10	.GUIDE, INTAKE VALVE	8	
12	95617-08635	.BOLT, STUD	4	
13	26H-12469-01	JOINT 1	1	
14	93210-16629	O-RING	1	
15	93210-18322	O-RING	1	
16	93210-21631	O-RING	1	
17	90254-03008	PIN, SPRING	1	
18	94701-00241	PLUG, SPARK (NGK DPR8EA-9)	4	UR
	94701-00242	PLUG, SPARK (ND X24EPR-U9)	4	UR
19	26H-11181-00	GASKET, CYLINDER HEAD 1	2	
20	99530-14016	PIN, DOWEL	4	
21	90179-10414	NUT	16	
22	90201-102G9	WASHER, PLATE	16	
23	1FK-11191-00	COVER, CYLINDER HEAD 1	2	
24	90119-06218	BOLT, WITH WASHER	16	
25	90209-11262	WASHER	16	
26	2GH-1111G-00	RUBBER, MOUNT 1	16	
27	90338-10150	PLUG	16	

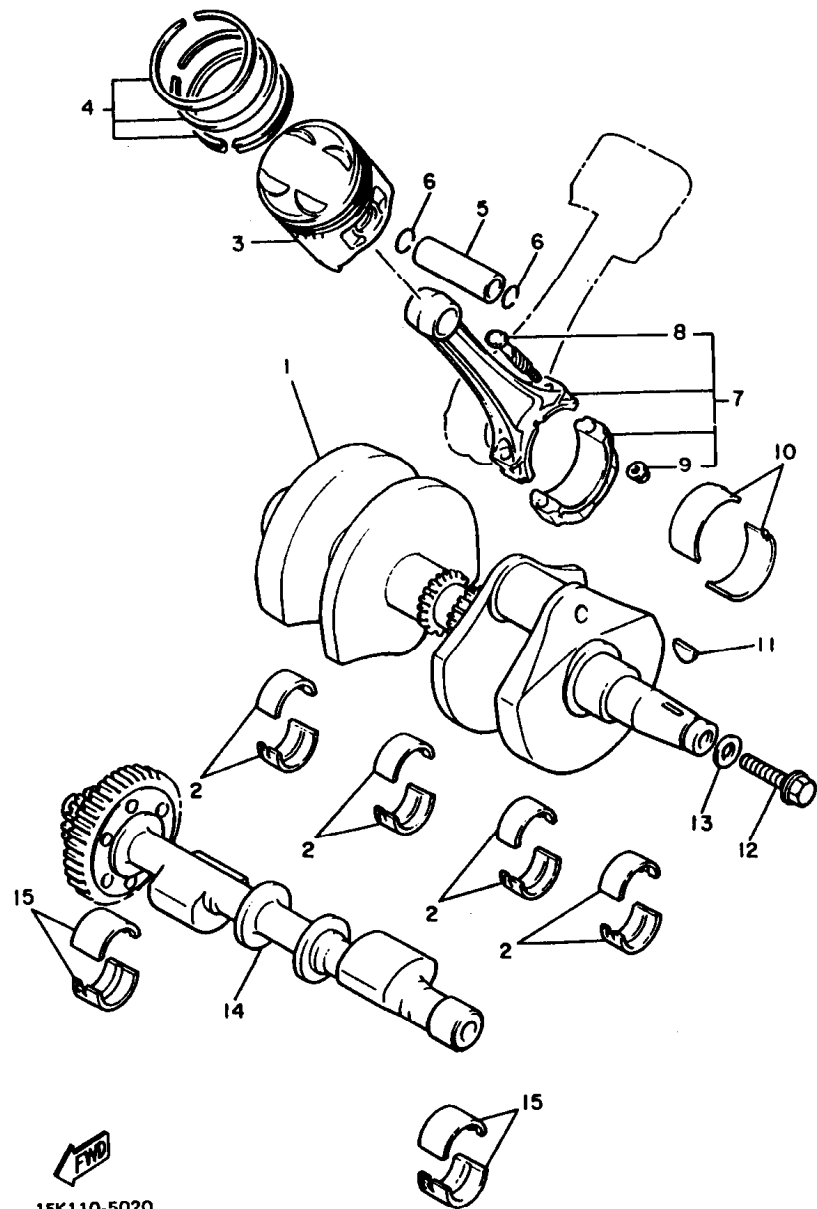
FIG. 1 CYLINDER HEAD

REF. NO.	PART NO.	DESCRIPTION	Q'TY	REMARKS
28	26H-11193-00	GASKET, HEAD COVER 1	2	



**B3**

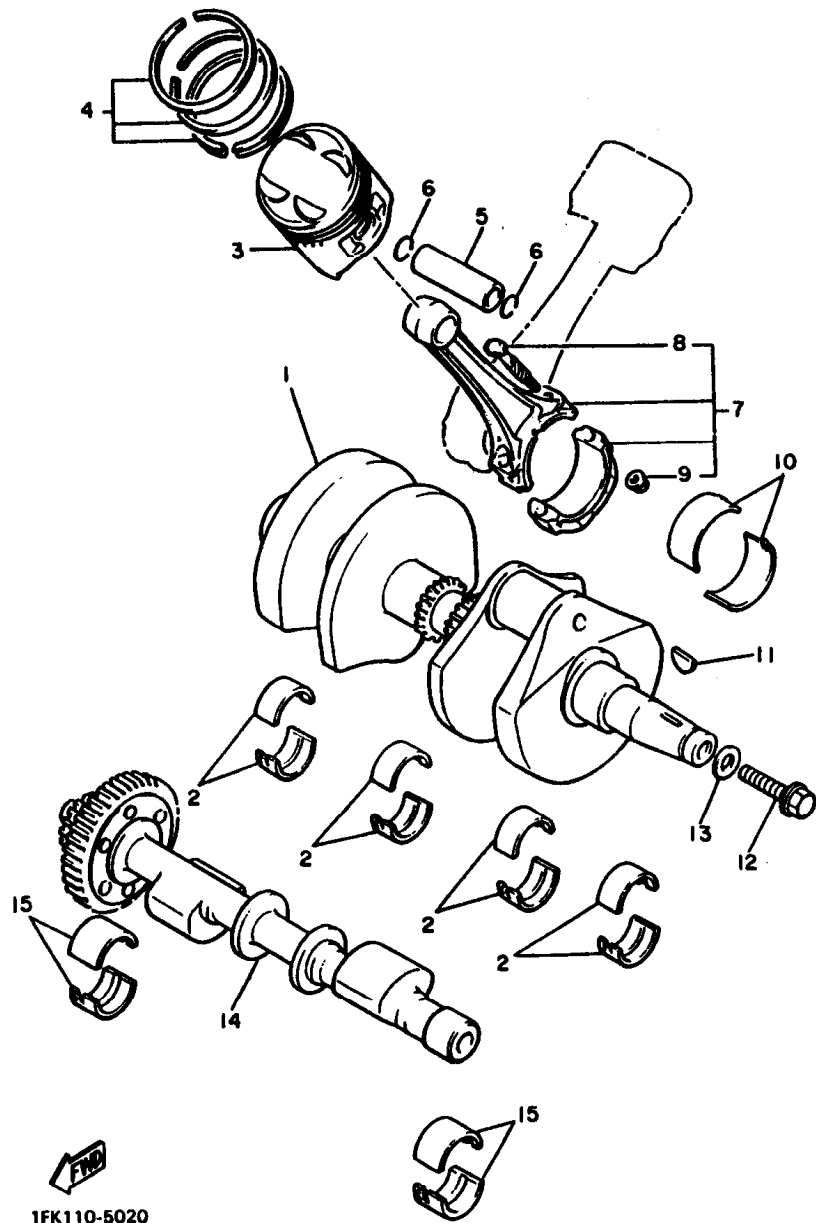
FIG. 2 CRANKSHAFT • PISTON



REF. NO.	PART NO.	DESCRIPTION	Q'TY	REMARKS
1	1FK-11400-00	CRANKSHAFT ASSY	1	
2	1FK-11416-01	PLANE BEARING, CRANKSHAFT 1	8	UR BLUE
	1FK-11416-11	PLANE BEARING, CRANKSHAFT 1	8	UR BLACK
	1FK-11416-21	PLANE BEARING, CRANKSHAFT 1	8	UR BROWN
	1FK-11416-31	PLANE BEARING, CRANKSHAFT 1	8	UR GREEN
	1FK-11416-41	PLANE BEARING, CRANKSHAFT 1	8	UR YELLOW
	1FK-11416-51	PLANE BEARING, CRANKSHAFT 1	8	UR PINK
	1FK-11416-61	PLANE BEARING, CRANKSHAFT 1	8	UR RED
3	1FK-11631-00-A0	PISTON (STD)	4	
	1FK-11635-00	PISTON (0.25MM O/S)	4	AP
	1FK-11636-00	PISTON (0.50MM O/S)	4	AP
4	1FK-11610-00	PISTON RING SET (STD)	4	
	1FK-11610-10	PISTON RING SET (0.25MM O/S)	4	AP
	1FK-11610-20	PISTON RING SET (0.50MM O/S)	4	AP
5	3JP-11633-00	PIN, PISTON	4	
6	93450-19095	CIRCLIP	8	
7	1FK-11650-01	CONNECTING ROD ASSY	4	
8	26H-11654-00	.BOLT, CONNECTING ROD	2	
9	90179-08327	.NUT	2	
10	1FK-11656-00	PLANE BEARING, CONNECTING ROD	8	UR BLUE
	1FK-11656-10	PLANE BEARING, CONNECTING ROD	8	UR BLACK
	1FK-11656-20	PLANE BEARING, CONNECTING ROD	8	UR BROWN
	1FK-11656-30	PLANE BEARING, CONNECTING ROD	8	UR GREEN
	1FK-11656-40	PLANE BEARING, CONNECTING ROD	8	UR YELLOW
	1FK-11656-50	PLANE BEARING, CONNECTING ROD	8	UR PINK
11	90280-05029	KEY, WOODRUFF	1	
12	90105-12374	BOLT, WASHER BASED	1	
13	90201-121H0	WASHER, PLATE	1	



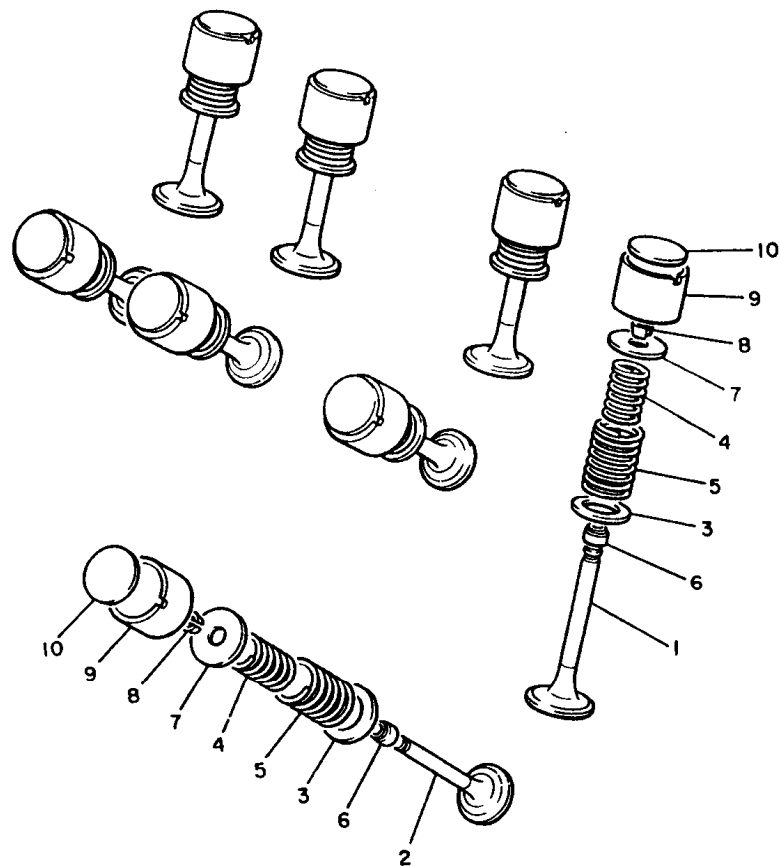
FIG. 2 CRANKSHAFT • PISTON



1FK110-5020

REF. NO.	PART NO.	DESCRIPTION	Q'TY	REMARKS
14	1FK-11500-00	BALANCER ASSY	1	
15	26H-11413-01	PLANE BEARING, BALANCE WEIGHT	4	UR BLUE
	26H-11413-11	PLANE BEARING, BALANCE WEIGHT	4	UR BLACK
	26H-11413-21	PLANE BEARING, BALANCE WEIGHT	4	UR BROWN
	26H-11413-31	PLANE BEARING, BALANCE WEIGHT	4	UR GREEN
	26H-11413-41	PLANE BEARING, BALANCE WEIGHT	4	UR YELLOW
	26H-11413-51	PLANE BEARING, BALANCE WEIGHT	4	UR PINK
	26H-11413-61	PLANE BEARING, BALANCE WEIGHT	4	UR RED

FIG. 3 VALVE



REF. NO.	PART NO.	DESCRIPTION	Q'TY	REMARKS
1	1FK-12111-00	VALVE, INTAKE	8	
2	1FK-12121-00	VALVE, EXHAUST	8	
3	26H-12116-00	SEAT, VALVE SPRING	16	
4	36Y-12113-00	SPRING, VALVE INNER	16	
5	36Y-12114-00	SPRING, VALVE OUTER	16	
6	51Y-12119-00	SEAL, VALVE STEM	16	
7	30X-12117-00	RETAINER, VALVE SPRING	16	
8	30X-12118-00	COTTER, VALVE	32	
9	26H-12153-00-J0	LIFTER, VALVE (O/S)	16	UR
	26H-12153-00-Y0	LIFTER, VALVE	16	UR
10	26H-12168-00	PAD, ADJUSTING (2.00)	16	UR
	26H-12168-20	PAD, ADJUSTING (2.05)	16	UR
	26H-12168-40	PAD, ADJUSTING (2.10)	16	UR
	26H-12168-60	PAD, ADJUSTING (2.15)	16	UR
	26H-12168-80	PAD, ADJUSTING (2.20)	16	UR
	26H-12168-A0	PAD, ADJUSTING (2.25)	16	UR
	26H-12168-F0	PAD, ADJUSTING (2.30)	16	UR
	26H-12168-H0	PAD, ADJUSTING (2.35)	16	UR
	26H-12168-K0	PAD, ADJUSTING (2.40)	16	UR
	26H-12168-M0	PAD, ADJUSTING (2.45)	16	UR
	26H-12168-R0	PAD, ADJUSTING (2.50)	16	UR
	26H-12168-U0	PAD, ADJUSTING (2.55)	16	UR
	26H-12168-W0	PAD, ADJUSTING (2.60)	16	UR
	26H-12168-Y0	PAD, ADJUSTING (2.65)	16	UR
	26H-12169-10	PAD, ADJUSTING (2.70)	16	UR
	26H-12169-30	PAD, ADJUSTING (2.75)	16	UR
	26H-12169-50	PAD, ADJUSTING (2.80)	16	UR
	26H-12169-70	PAD, ADJUSTING (2.85)	16	UR

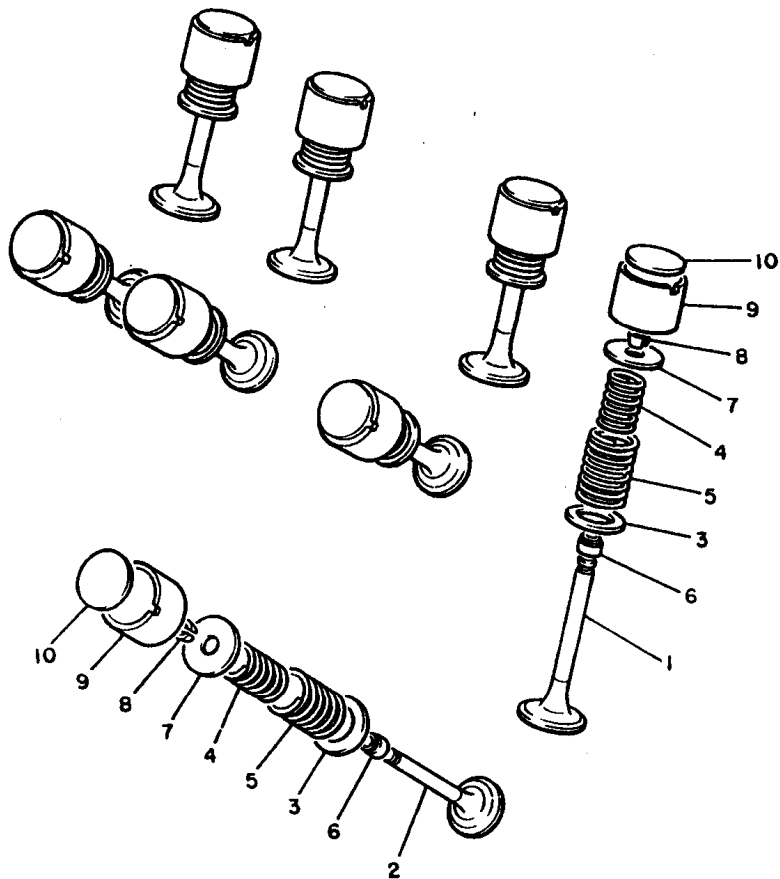


1FK110-5030

**B6**

FIG. 3 VALVE

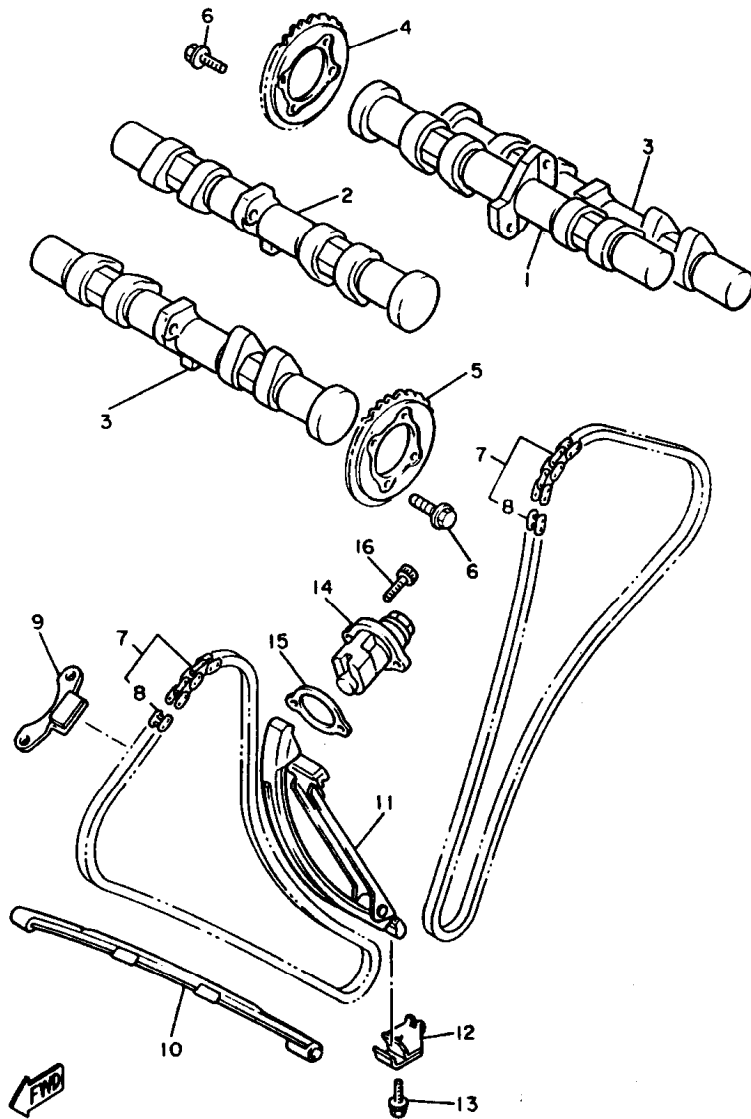
REF. NO.	PART NO.	DESCRIPTION	Q'TY	REMARKS
10	26H-12169-90	PAD, ADJUSTING (2.90)	16	UR
	26H-12169-E0	PAD, ADJUSTING (2.95)	16	UR
	26H-12169-G0	PAD, ADJUSTING (3.00)	16	UR
	26H-12169-J0	PAD, ADJUSTING (3.05)	16	UR
	26H-12169-L0	PAD, ADJUSTING (3.10)	16	UR
	26H-12169-N0	PAD, ADJUSTING (3.15)	16	UR
	26H-12169-T0	PAD, ADJUSTING (3.20)	16	UR



1FK110-5030

B7

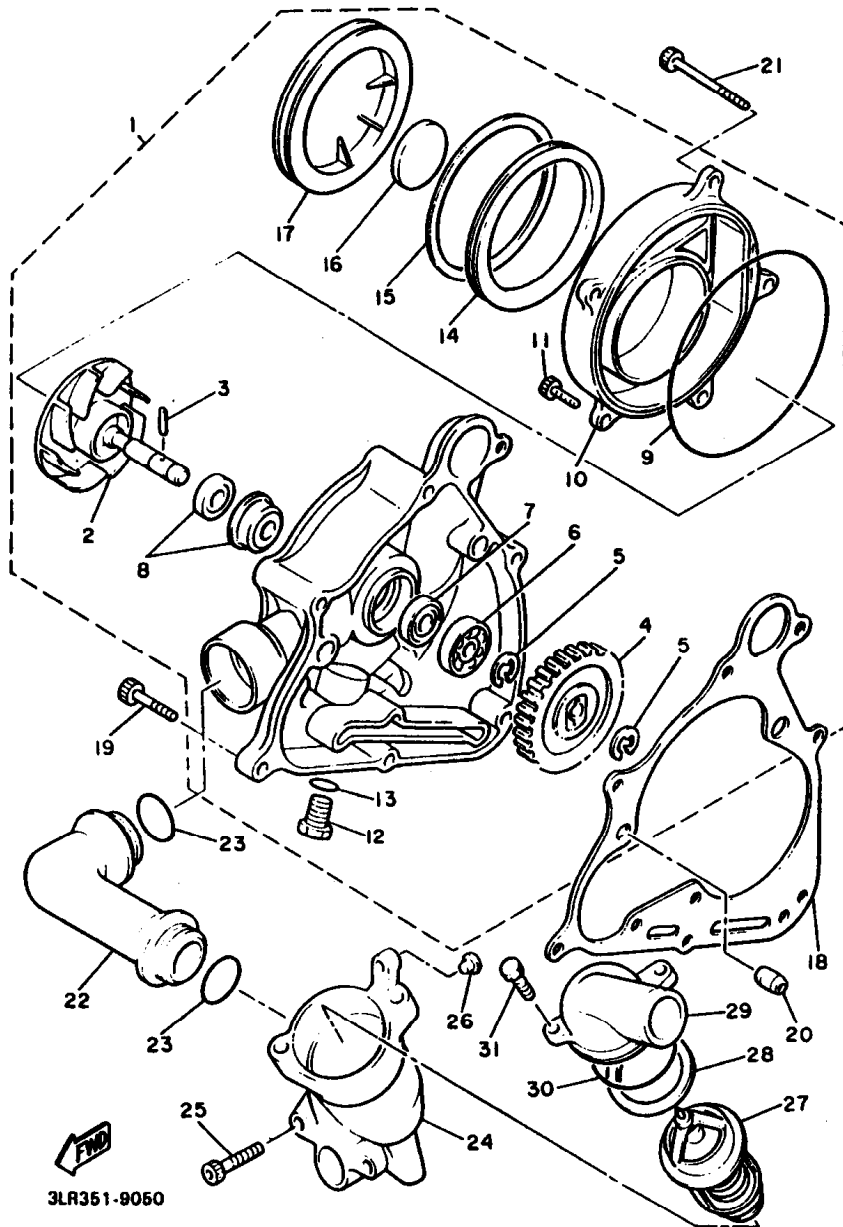
FIG. 4 CAMSHAFT • CHAIN



3JP110-9040

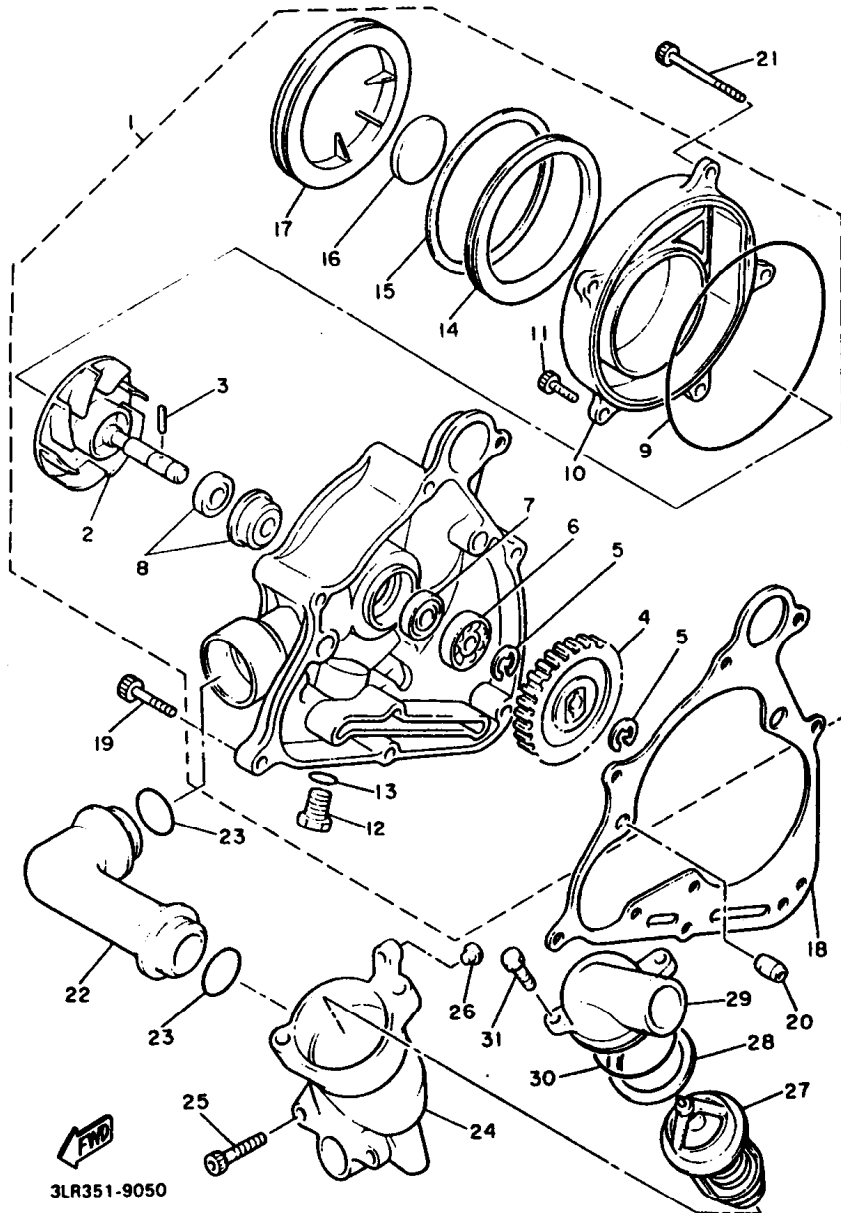
REF. NO.	PART NO.	DESCRIPTION	Q'TY	REMARKS
1	1FK-12171-00	CAMSHAFT 1	1	UR
	2WF-12171-01	CAMSHAFT 1	1	UR CALIFORNIA ONLY
2	1FK-12171-00	CAMSHAFT 1	1	UR
	3JP-12171-01	CAMSHAFT 1	1	UR CALIFORNIA ONLY
3	1FK-12181-00	CAMSHAFT 2	2	UR
	2WF-12181-00	CAMSHAFT 2	2	UR CALIFORNIA ONLY
4	26H-12176-02	SPROCKET, CAM CHAIN	2	
5	26H-12177-01	SPROCKET, CAM CHAIN	2	
6	90105-07342	BOLT, WASHER BASED	8	
7	94580-81118	CHAIN (D.I.D 219FTS118LL)	2	
8	94681-01021	JOINT, CHAIN	2	
9	26H-12241-00	GUIDE, STOPPER 2	2	
10	26H-12251-00	DAMPER, CHAIN 1	2	
11	26H-12252-00	DAMPER, CHAIN 2	2	
12	26H-12233-00	PLATE, GUIDE STOPPER 1	1	
13	95817-08025	BOLT, FLANGE	1	
14	26H-12210-03	TENSIONER ASSY, CAM CHAIN	2	
15	3JP-12213-01	GASKET, TENSIONER CASE	2	
16	91317-06020	BOLT	4	

FIG. 5 WATER PUMP



REF. NO.	PART NO.	DESCRIPTION	Q'TY	REMARKS
1	1FK-12420-10	WATER PUMP ASSY	1	
2	1FK-12450-00	IMPELLER SHAFT ASSY	1	
3	93603-14026	PIN, DOWEL	1	
4	26H-12459-00	GEAR, IMPELLER SHAFT (31T)	1	
5	99009-10400	CIRCLIP	2	
6	93306-00004	BEARING	1	
7	93101-10090	OIL SEAL	1	
8	11H-12438-00	SEAL, MECHANICAL	1	
9	93211-113A8	O-RING	1	
10	1FK-12422-00	COVER, HOUSING	1	
11	90110-06239	BOLT, HEXAGON SOCKET HEAD	2	
12	90340-14132	PLUG, STRAIGHT SCREW	1	
13	214-11198-01	GASKET	1	
14	26H-15337-01	DAMPER 4	1	
15	90468-98132	CLIP	1	
16	26H-15338-00	DAMPER, ENGINE MOUNT 5	1	
17	1FK-15428-00	COVER, CHAIN CASE 2	1	
18	3JP-12449-02	GASKET, WATER PUMP	1	
19	90110-06240	BOLT, HEXAGON SOCKET HEAD	4	
20	99530-10014	PIN, DOWEL	2	
21	90110-06241	BOLT, HEXAGON SOCKET HEAD	3	
22	1FK-12446-00	JOINT	1	
23	93210-27778	O-RING	2	
24	1FK-12417-00	HOUSING, THERMOSTAT	1	
25	91317-06020	BOLT, SOCKET HEAD	2	
26	90338-06134	PLUG	1	
27	11H-12410-01	THERMOSTAT ASSY	1	
28	11H-12412-01	SEAL, THERMOSTAT	1	

FIG. 5 WATER PUMP

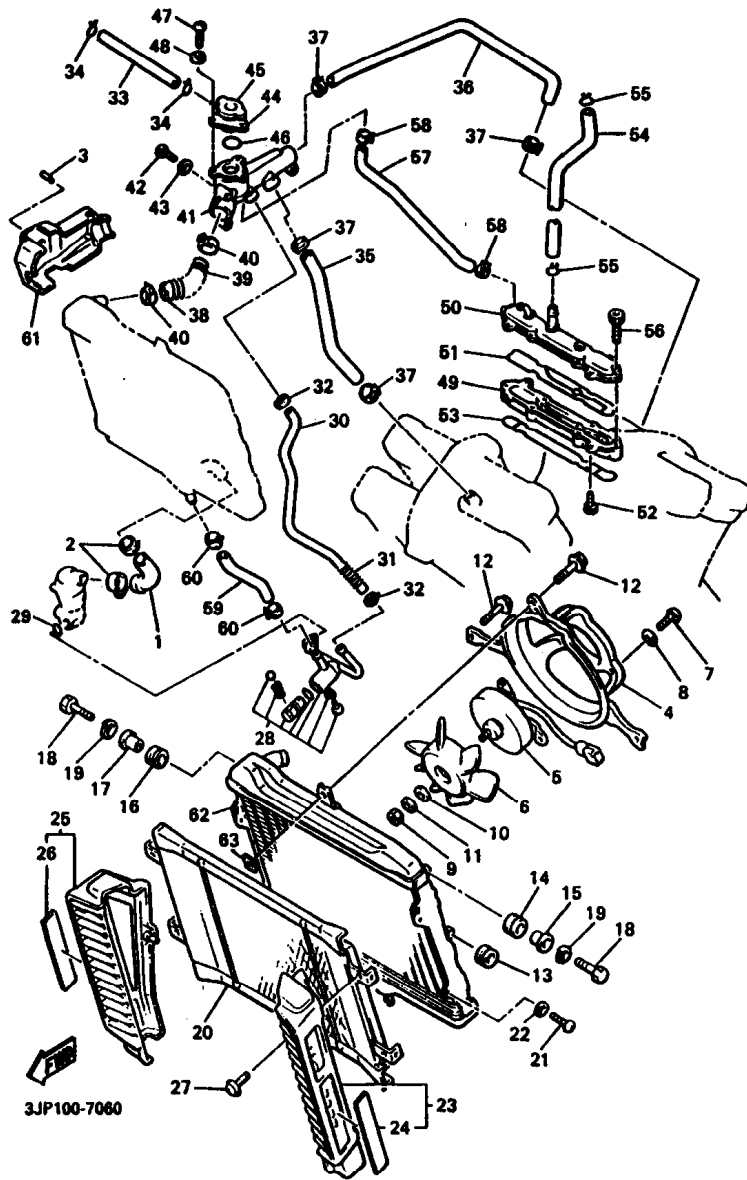


3LR351-9050

REF. NO.	PART NO.	DESCRIPTION	Q'TY	REMARKS
29	26H-12413-00	COVER, THERMOSTAT	1	
30	93210-45511	O-RING	1	
31	90110-06084	BOLT, HEXAGON SOCKET HEAD	2	

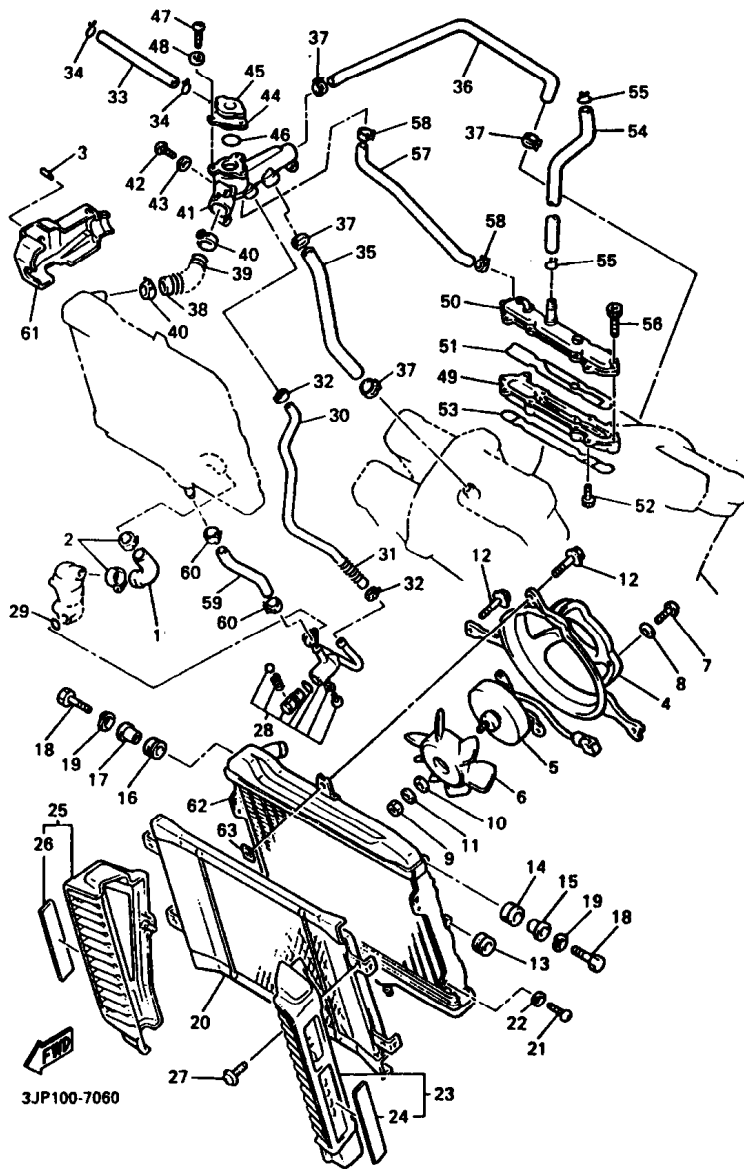
**B10**

FIG. 6 RADIATOR • HOSE



REF. NO.	PART NO.	DESCRIPTION	Q'TY	REMARKS
1	1FK-12578-00	HOSE 3	1	
2	90460-38285	CLAMP, HOSE	2	
3	90338-05151	PLUG	1	
4	1FK-12620-00	AIR SHROUD ASSY	1	
5	26H-12630-00	MOTOR ASSY	1	
6	26H-12611-00	FAN	1	
7	98507-05008	SCREW, PAN HEAD	3	
8	92907-05600	WASHER, PLATE	3	
9	95307-05600	NUT	1	
10	11H-12673-00	WASHER	1	
11	92990-05300	WASHER, INTERNAL TOOTH	1	
12	90119-06044	BOLT, WITH WASHER	3	
13	90480-14052	GROMMET	2	
14	90480-18276	GROMMET	2	
15	90387-07037	COLLAR	2	
16	90480-19283	GROMMET	2	
17	90387-06033	COLLAR	2	
18	97017-06020	BOLT	4	
19	92907-06600	WASHER, PLATE	4	
20	1FK-12467-00	COVER, RADIATOR	1	
21	98507-05012	SCREW, PAN HEAD	4	
22	92907-05600	WASHER, PLATE	4	
23	1FK-1240J-00	RADIATOR COVER ASS'Y	1	
24	1FK-12535-00	•PLATE	1	
25	1FK-1240K-00	RADIATOR COVER ASSY 2	1	
26	1FK-12537-00	•PLATE 2	1	
27	90159-05073	SCREW, WITH WASHER	4	
28	1FK-12560-01	DRAIN COCK ASSY.	1	

FIG. 6 RADIATOR • HOSE

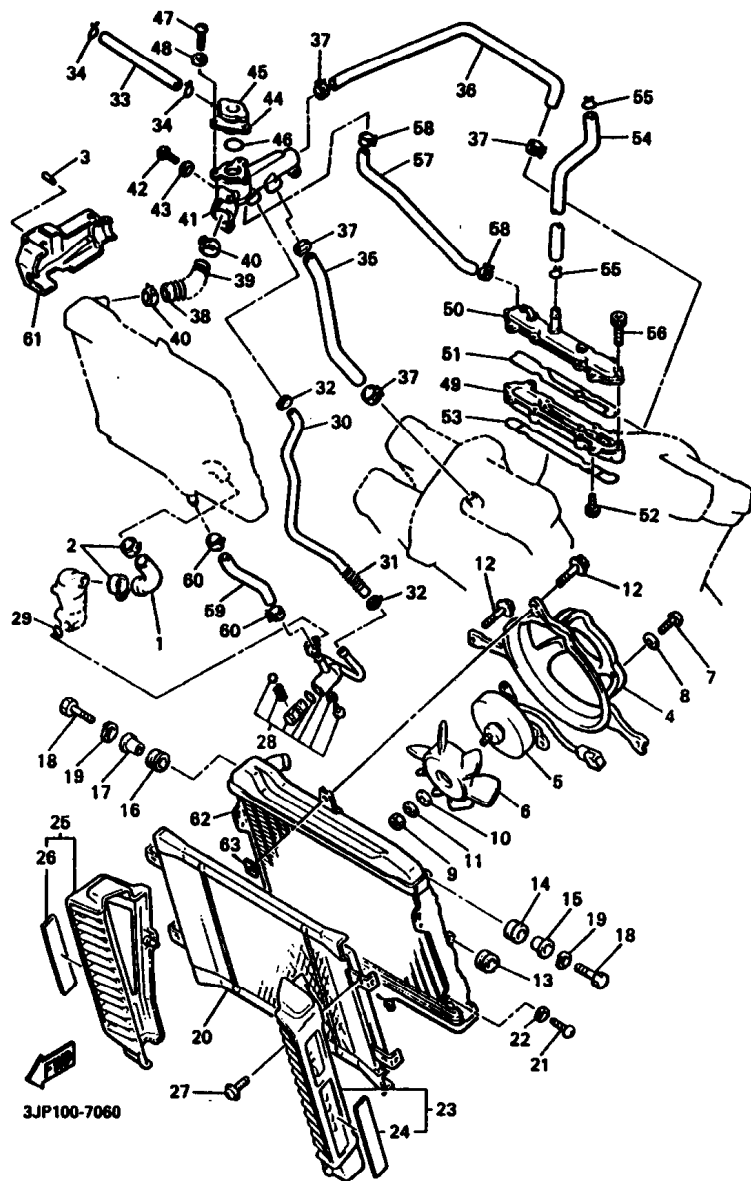


3JP100-7060

REF. NO.	PART NO.	DESCRIPTION	Q'TY	REMARKS
29	93210-14104	O-RING	1	
30	1FK-12566-00	PIPE, BYPASS	1	
31	90501-106A4	SPRING, COMPRESSION	1	
32	90460-15227	CLAMP, HOSE	2	
33	90445-09120	HOSE	1	
34	90467-08003	CLIP	2	
35	1FK-12576-00	HOSE 1	1	
36	1FK-12577-00	HOSE 2	1	
37	90467-23067	CLIP	4	
38	1FK-12579-00	HOSE 4	1	
39	90501-106A5	SPRING, COMPRESSION	1	
40	90460-38285	CLAMP, HOSE	2	
41	1FK-12479-01	JOINT	1	
42	98507-06030	SCREW, PAN HEAD	3	
43	92907-06600	WASHER, PLATE	3	
44	1FK-12591-00	SUPT, FILLER NEC	1	
45	22W-12462-00	CAP, RADIATOR	1	
46	93210-27778	O-RING	1	
47	98507-06016	SCREW, PAN HEAD	3	
48	92907-06600	WASHER, PLATE	3	
49	1FK-1246A-01	COVER 1	1	
50	1FK-1246E-01	COVER 2	1	
51	26H-12428-00	GASKET, HOUSING COVER 2	1	
52	90110-06239	BOLT, HEXAGON SOCKET HEAD	4	
53	26H-12427-00	GASKET, HOUSING COVER 1	1	
54	1FK-11166-00	PIPE, BREATHER 1	1	
55	90467-14015	CLIP	2	
56	1FK-12615-00	BOLT	6	

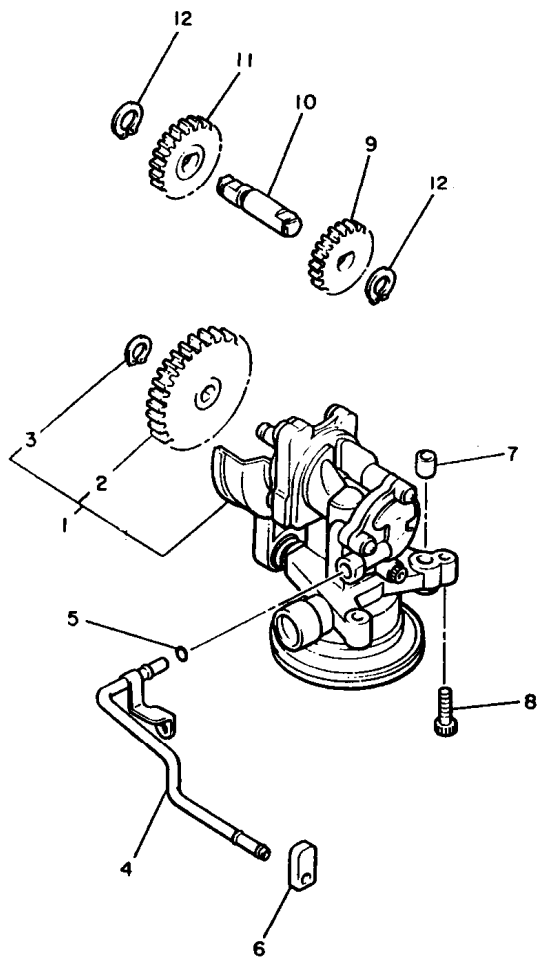


FIG. 6 RADIATOR • HOSE



REF. NO.	PART NO.	DESCRIPTION	Q'TY	REMARKS
57	1FK-12589-00	HOSE 6	1	
58	90467-11090	CLIP	2	
59	26H-12588-01	HOSE 5	1	
60	90460-15227	CLAMP, HOSE	2	
61	1FK-1246K-00	COVER	1	
62	1FK-12461-00	RADIATOR ASSY	1	
63	1AA-12535-00	PLATE	3	

FIG. 7 OIL PUMP



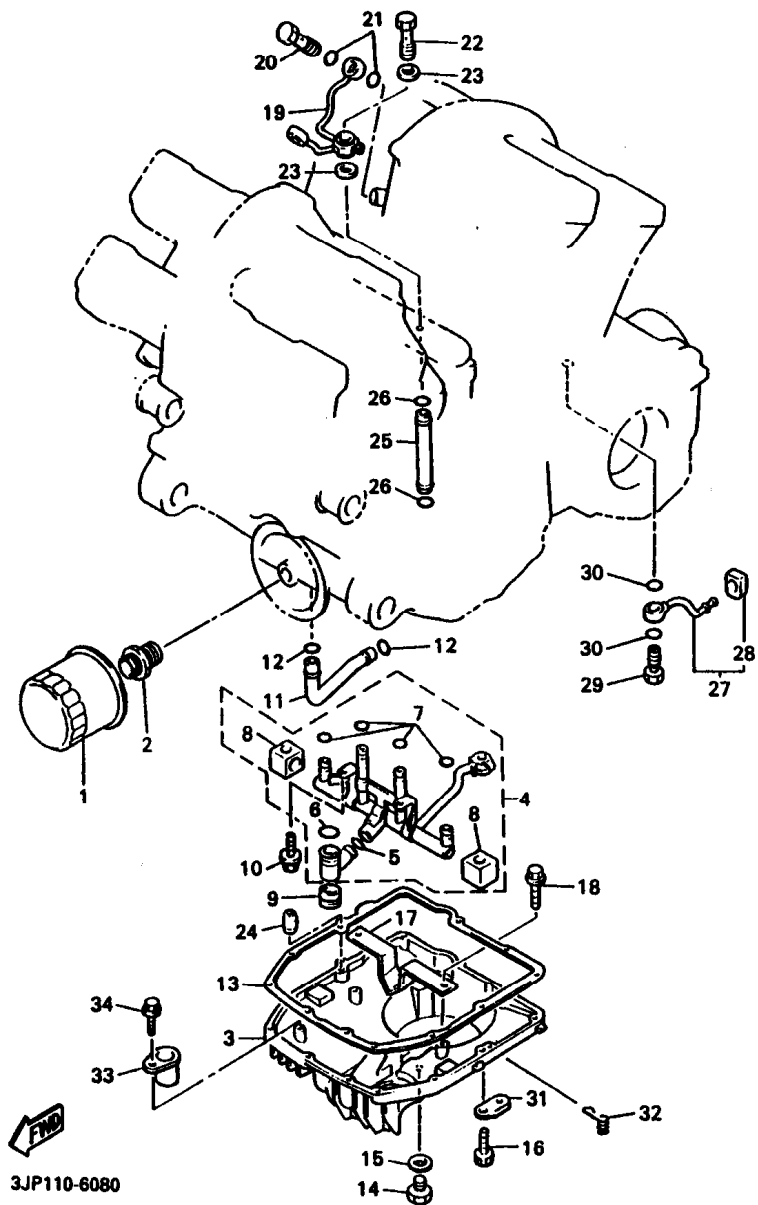
REF. NO.	PART NO.	DESCRIPTION	Q'TY	REMARKS
1	1FK-13300-00	OIL PUMP ASSY	1	
2	26H-13325-00	.GEAR, PUMP DRIVEN (28T)	1	
3	99009-11400	.CIRCLIP	1	
4	1FK-13161-00	PIPE, DELIVERY 1	1	
5	93210-06667	O-RING	1	
6	1FK-15365-00	GROMMET	1	
7	99530-10014	PIN, DOWEL	2	
8	91317-06025	BOLT	3	
9	26H-13361-00	GEAR, PUMP IDLE 2 (15T)	1	
10	26H-13342-00	SHAFT, IDLE GEAR	1	
11	26H-13351-01	GEAR, PUMP IDLE 1 (18T)	1	
12	99009-12400	CIRCLIP	2	



1FK110-5070

**B14**

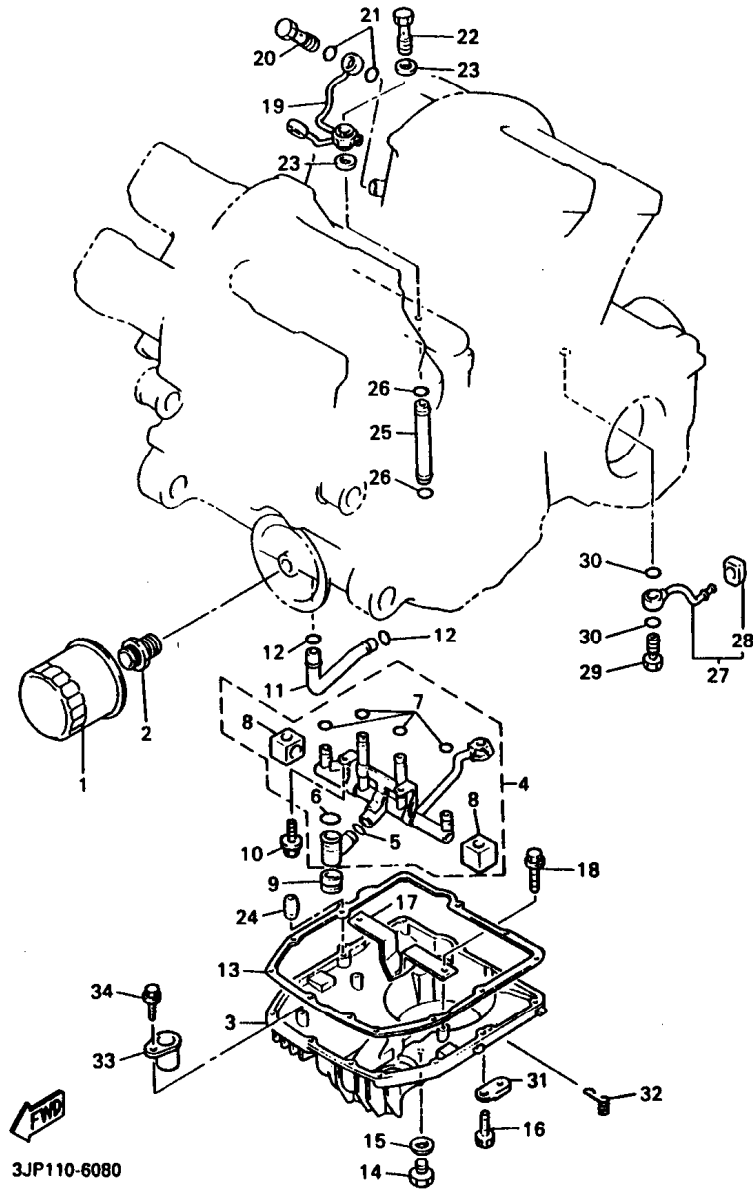
FIG. 8 OIL CLEANER



REF. NO.	PART NO.	DESCRIPTION	Q'TY	REMARKS
1	3FV-13440-00	ELEMENT ASSY, OIL CLEANER	1	
2	90401-20145	BOLT, UNION	1	
3	26H-13417-01	COVER, STRAINER	1	
4	26H-Y1319-01	DELIVERY PIPE ASS'Y	1	
5	93210-13361	.O-RING	1	
6	93210-14637	.O-RING	1	
7	93210-06667	.O-RING	4	
8	26H-15365-00	.GROMMET	2	
9	26H-15366-01	GROMMET	1	
10	95817-06012	BOLT, FLANGE	2	
11	26H-13161-00	PIPE, DELIVERY 1	1	
12	93210-14579	O-RING	2	
13	3JP-13414-01	GASKET, STRAINER COVER	1	
14	3VD-13455-00	PLUG	1	
15	214-11198-01	GASKET	1	
16	91317-06030	BOLT	12	
17	26H-13337-01	PLATE, BAFFLE LOWER	1	
18	95817-06012	BOLT, FLANGE	2	
19	26H-13181-03	PIPE, DELIVERY 3	1	
20	90401-08038	BOLT, UNION	2	
21	90201-08087	WASHER, PLATE	4	
22	90401-10108	BOLT, UNION	1	
23	90201-11723	WASHER, PLATE	2	
24	99510-08016	PIN, DOWEL	2	
25	26H-13171-00	PIPE, DELIVERY 2	1	
26	93210-06667	O-RING	2	
27	26H-13416-01	PIPE, OIL 1	1	
28	26H-13476-00	.GASKET	1	

**B15**

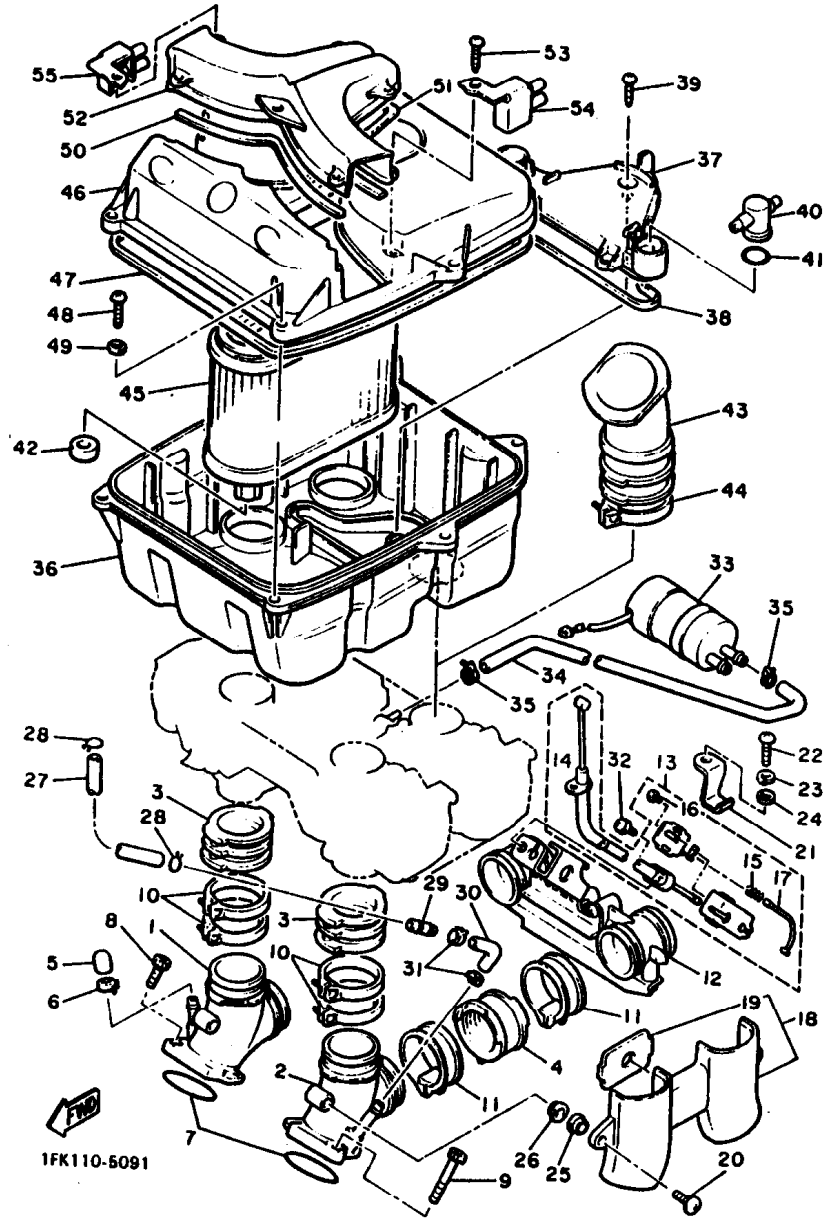
FIG. 8 OIL CLEANER



REF. NO.	PART NO.	DESCRIPTION	Q'TY	REMARKS
29	90401-08093	BOLT, UNION	1	
30	90201-08087	WASHER, PLATE	2	
31	90465-08193	CLAMP	1	
32	90465-23286	CLAMP	1	
33	1FK-13151-00	STAY	1	
34	95817-06012	BOLT, FLANGE	1	

C2

FIG. 9 INTAKE

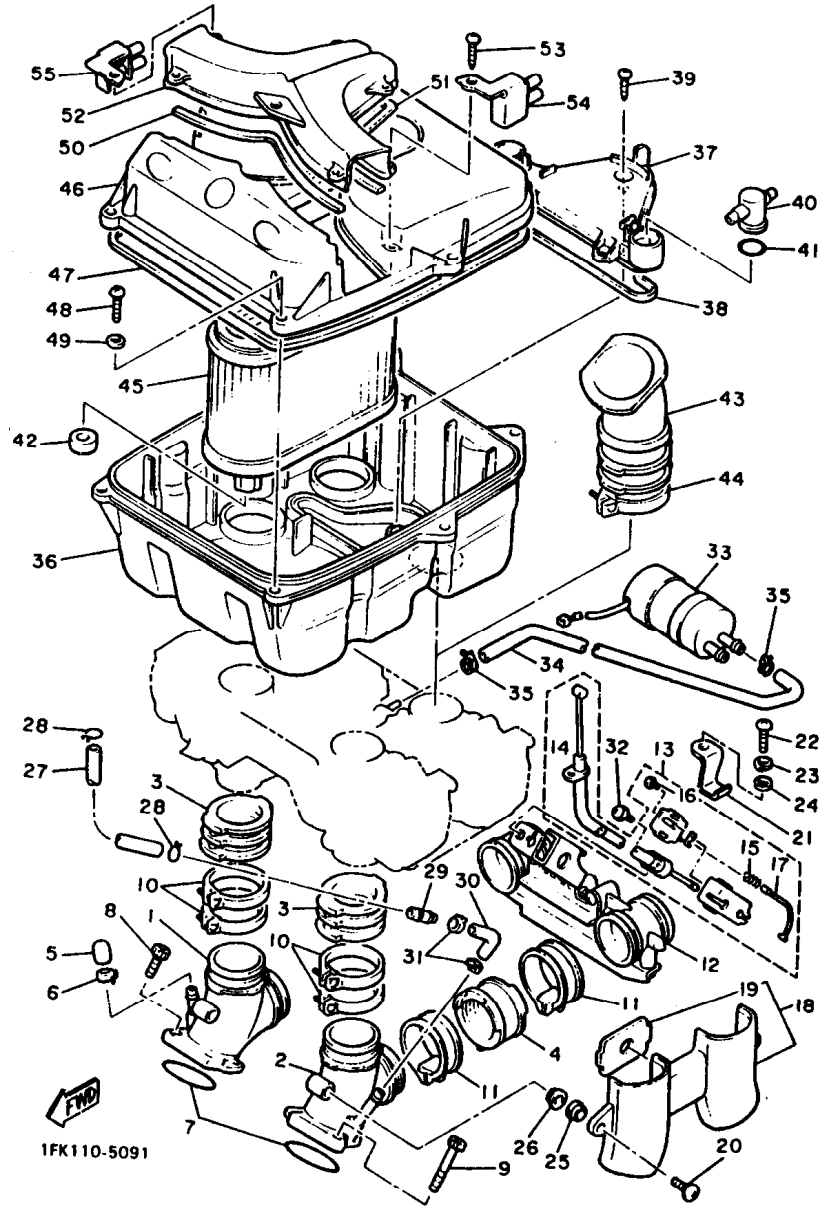


1FK110-5091

REF. NO.	PART NO.	DESCRIPTION	Q'TY	REMARKS
1	1FK-13586-00	JOINT, CARBURETOR 1	2	
2	1FK-13596-00	JOINT, CARBURETOR 2	2	
3	1FK-13597-00	JOINT, CARBURETOR 3	4	
4	1FK-13595-00	JOINT	4	
5	16G-13569-00	PLUG, BLIND	3	
6	90467-10039	CLIP	3	
7	93210-45578	O-RING	4	
8	91317-06020	BOLT	6	
9	91314-06016	BOLT	2	
10	1AE-13575-01	BAND	8	
11	90460-49274	CLAMP, HOSE	4	
12	1UT-13510-00	VALVE ASSY.	1	
13	1FK-1130E-00	CABLE PULLEY ASS'Y	1	
14	1FK-1133E-00	.CABLE, PULLEY 1	1	
15	90501-06585	.SPRING, COMPRESSION	1	
16	92017-05010	.BOLT, BUTTON HEAD	1	
17	1FK-1133F-00	.CABLE, PULLEY 2	1	
18	1FK-13550-00	VALVE COVER ASS'Y	2	
19	1FK-13593-00	.DAMPER	1	
20	90154-06033	SCREW, BINDING	4	
21	90462-20149	CLAMP	1	
22	98507-05010	SCREW, PAN HEAD	1	
23	92907-05100	WASHER, SPRING	1	
24	92907-05600	WASHER, PLATE	1	
25	90480-13018	GROMMET	4	
26	90387-06500	COLLAR	4	
27	90445-08715	HOSE	1	
28	90467-08021	CLIP	2	

C3

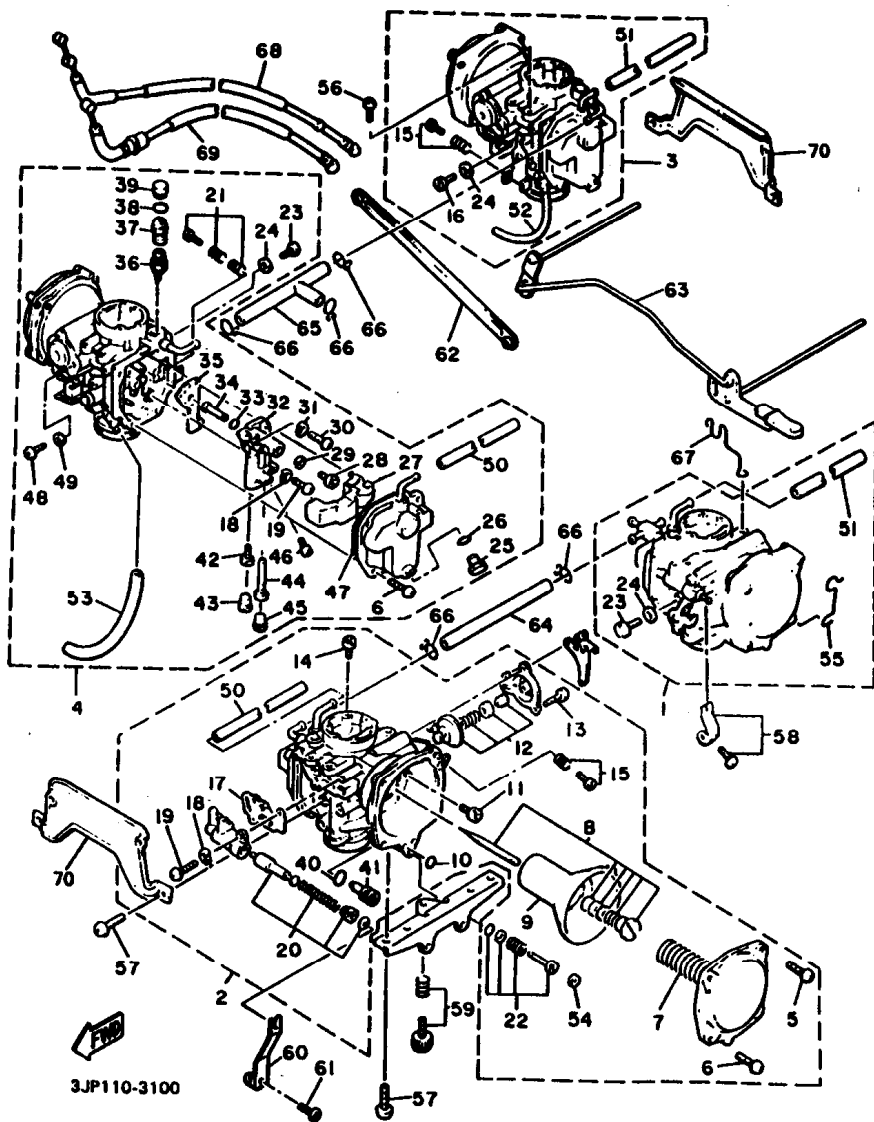
FIG. 9 INTAKE



REF. NO.	PART NO.	DESCRIPTION	Q'TY	REMARKS
29	41R-14489-00	NOZZLE	1	
30	90445-090A9	HOSE	1	
31	90467-08092	CLIP	2	
32	90159-05119	SCREW, WITH WASHER	1	
33	1FK-13907-00	FUEL PUMP COMP.	1	
34	90445-120E7	HOSE	1	
35	90460-11149	CLAMP, HOSE	2	
36	1FK-14411-01	CASE, AIR CLEANER 1	1	
37	1FK-14417-00	COVER 1	1	
38	5T0-14457-00	SEAL	1	
39	97707-50114	SCREW, TAPPING	3	
40	1FK-14454-00	JOINT	2	
41	93210-20573	O-RING	2	
42	1FK-1445E-00	FILTER 1	1	
43	1FK-14453-00	JOINT, AIR CLEANER 1	4	
44	90460-59213	CLAMP, HOSE	4	
45	1FK-14451-00	ELEMENT, AIR CLEANER	1	
46	1FK-14412-00	CAP, CLEANER CASE 1	1	
47	3XV-14467-00	SEAL	1	
48	98507-05020	SCREW, PAN HEAD	6	
49	92907-05800	WASHER, PLATE	6	
50	1FK-14467-00	SEAL	1	
51	1FK-14467-00	SEAL	1	
52	1FK-14437-00	DUCT	1	
53	97707-50114	SCREW, TAPPING	7	
54	1FK-14413-00	STAY	1	
55	1FK-14414-00	STAY 2	1	

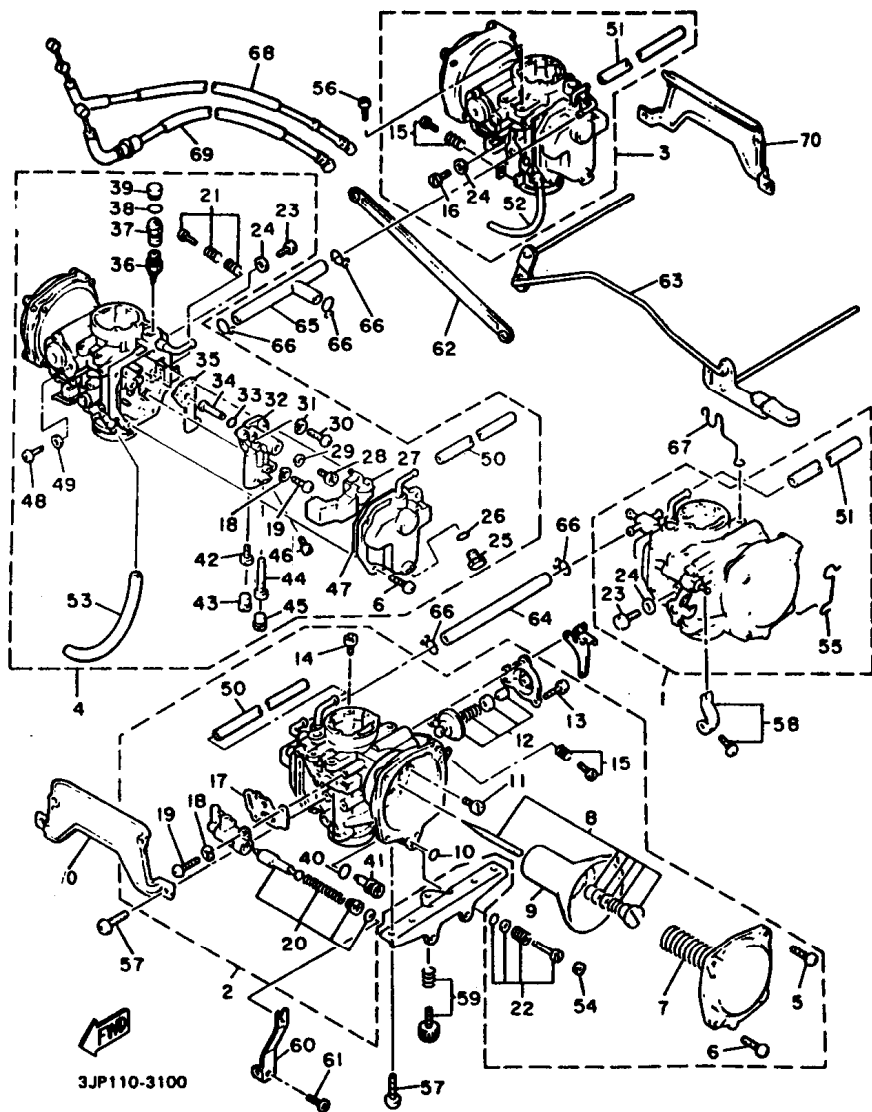
C4

FIG. 10 CARBURETOR 1 (USA)



REF. NO.	PART NO.	DESCRIPTION	Q'TY	REMARKS
1	1FK-14901-02	CARBURETOR ASSY 1	1	UR
	2WF-14901-02	CARBURETOR ASSY 1	1	UR CALIFORNIA ONLY
2	1FK-14902-02	CARBURETOR ASSY 2	1	UR
	2WF-14902-02	CARBURETOR ASSY 2	1	UR CALIFORNIA ONLY
3	1FK-14903-02	CARBURETOR ASSY 3	1	UR
	2WF-14903-02	CARBURETOR ASSY 3	1	UR CALIFORNIA ONLY
4	1FK-14904-02	CARBURETOR ASSY 4	1	UR
	2WF-14904-02	CARBURETOR ASSY 4	1	UR CALIFORNIA ONLY
5	90157-05050	.SCREW, PAN HEAD	1	
6	98580-05012	.SCREW, PAN HEAD	7	
7	1FK-14933-00	.SPRING, DIAPHRAGM	1	
8	1FK-1490J-00	.NEEDLE SET	1	UR
	2WF-1490J-00	.NEEDLE SET	1	UR CALIFORNIA ONLY
9	1FK-14940-09	.DIAPHRAGM ASSY	1	
10	93210-03119	.O-RING	1	
11	3G2-14231-34	.JET, PILOT AIR (#170)	1	
12	26H-1490H-00	.DIAPHRAGM SET, 5	1	
13	98580-04010	.SCREW, PAN HEAD	3	
14	3G2-14231-18	.JET, PILOT AIR (# 90)	1	UR
	3G2-14231-20	.JET, PILOT AIR (#100)	1	UR CALIFORNIA ONLY
15	31H-1490K-00	.STOP SCREW SET	1	
16	2F1-14991-00	.SCREW	1	
17	3JB-14536-00	.GASKET	1	
18	92901-04100	.WASHER, SPRING	4	
19	98511-04012	.SCREW, PAN HEAD	4	
20	1GR-1410A-00	.STARTER SET	1	
21	26H-1490K-00	.STOP SCREW SET	1	
22	12R-14105-00	.PILOT SCREW SET	1	

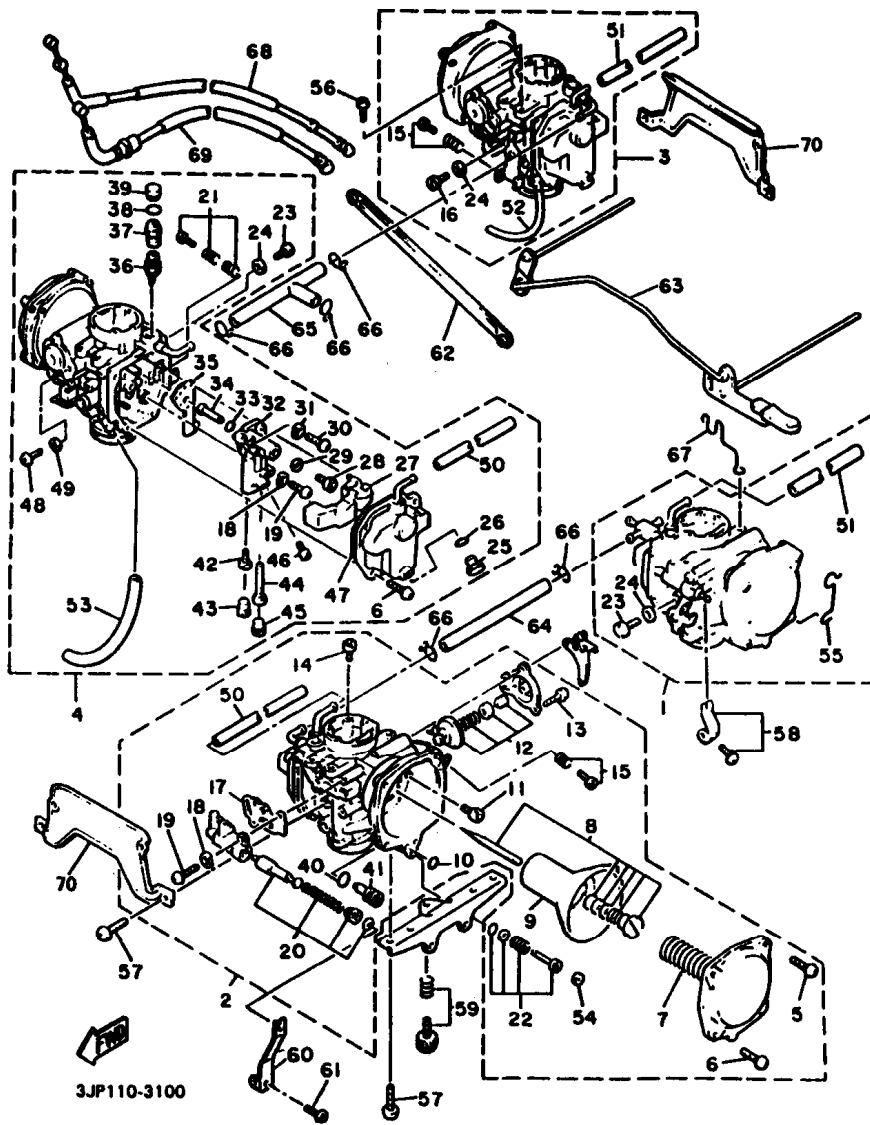
FIG. 10 CARBURETOR 1 (USA)



REF. NO.	PART NO.	DESCRIPTION	Q'TY	REMARKS
23	341-14991-00	.SCREW	1	
24	26H-14952-00	.WASHER	1	
25	22U-14115-00	.PLUG, SCREW	1	
26	22U-14561-00	.O-RING	1	
27	1FK-14985-00	.FLOAT	1	
28	22U-14565-00	.SCREW	1	
29	137-14153-00	.WASHER, MAIN JET	1	
30	98506-04018	.SCREW, PAN HEAD	1	
31	92901-04100	.WASHER, SPRING	1	
32	26H-1411A-00	.BLOCK JET ASSY	1	
33	22U-14147-00	.O-RING	1	
34	26H-14941-90	.NOZZLE, MAIN	1	
35	3JB-14199-00	.GASKET	1	
36	1FK-14190-15	.NEEDLE VALVE ASSY	1	
37	1J7-14994-00	.NET, FILTER	1	
38	1FK-14147-00	.O-RING	1	
39	41R-14118-01	.CAP	1	
40	214-14147-00	.O-RING	1	
41	2L1-14191-00	.PLUG, DRAIN	1	
42	4G0-14142-37-A0	JET, PILOT (#37.5)	1	
43	22V-14968-00	.CAP	1	
44	26H-1414G-00	.PIPE, MAIN BREED	1	
45	22U-14968-00	.CAP	1	
46	3G2-1423A-81	JET, MAIN (#152.5)	1	
47	22V-14147-00	.O-RING	1	
48	98511-04012	.SCREW, PAN HEAD	3	
49	92901-04100	.WASHER, SPRING	3	
50	1GR-14197-01	.PIPE	1	

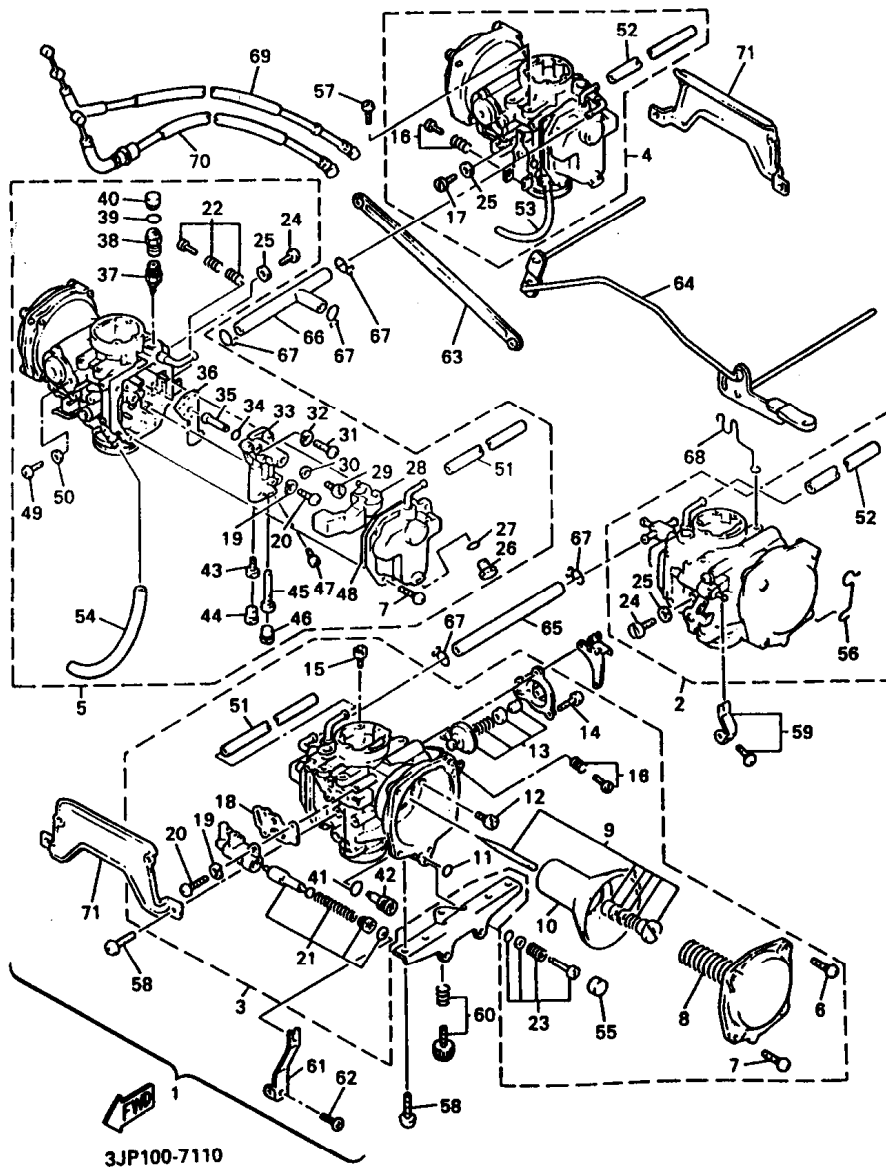


FIG. 10 CARBURETOR 1 (USA)



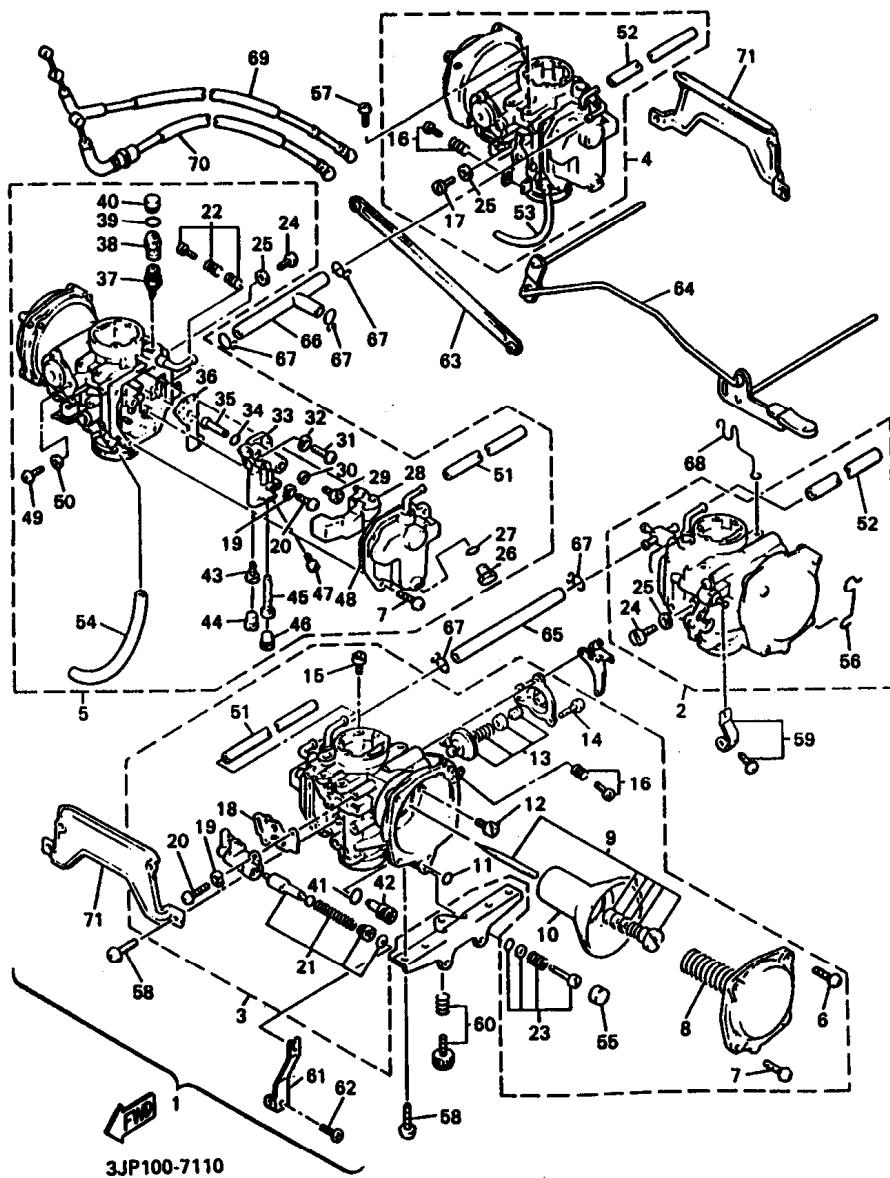
REF. NO.	PART NO.	DESCRIPTION	Q'TY	REMARKS
51	1FK-14197-01	.PIPE	1	
52	90445-07419	.HOSE	1	
53	90445-07419	.HOSE	1	
54	3F9-14118-00	.CAP	1	
55	1JH-14139-00	.CLIP, PIPE	1	
56	98507-05008	SCREW, PAN HEAD	9	
57	98580-06010	SCREW, PAN HEAD	16	
58	22U-1490M-00	STARTER LEVER SET, 2	3	
59	26H-14103-00	THROTTLE SCREW SET	1	
60	1FK-14905-00	LEVER, STARTER	1	
61	11H-14991-00	SCREW	1	
62	26H-14504-00	ROD SET	1	
63	1FK-1490L-00	STARTER LEVER SET, 1	1	
64	31H-14987-00	HOSE	1	
65	26H-14987-00	HOSE	1	
66	90467-10008	CLIP	5	
67	26H-14139-00	CLIP, PIPE	1	
68	1FK-2631J-00	CABLE, THROTTLE 4	1	
69	1FK-26313-00	CABLE, THROTTLE 3	1	
70	26H-14291-00	BRACKET 1	2	

FIG. 11 CARBURETOR 2 (CANADA)



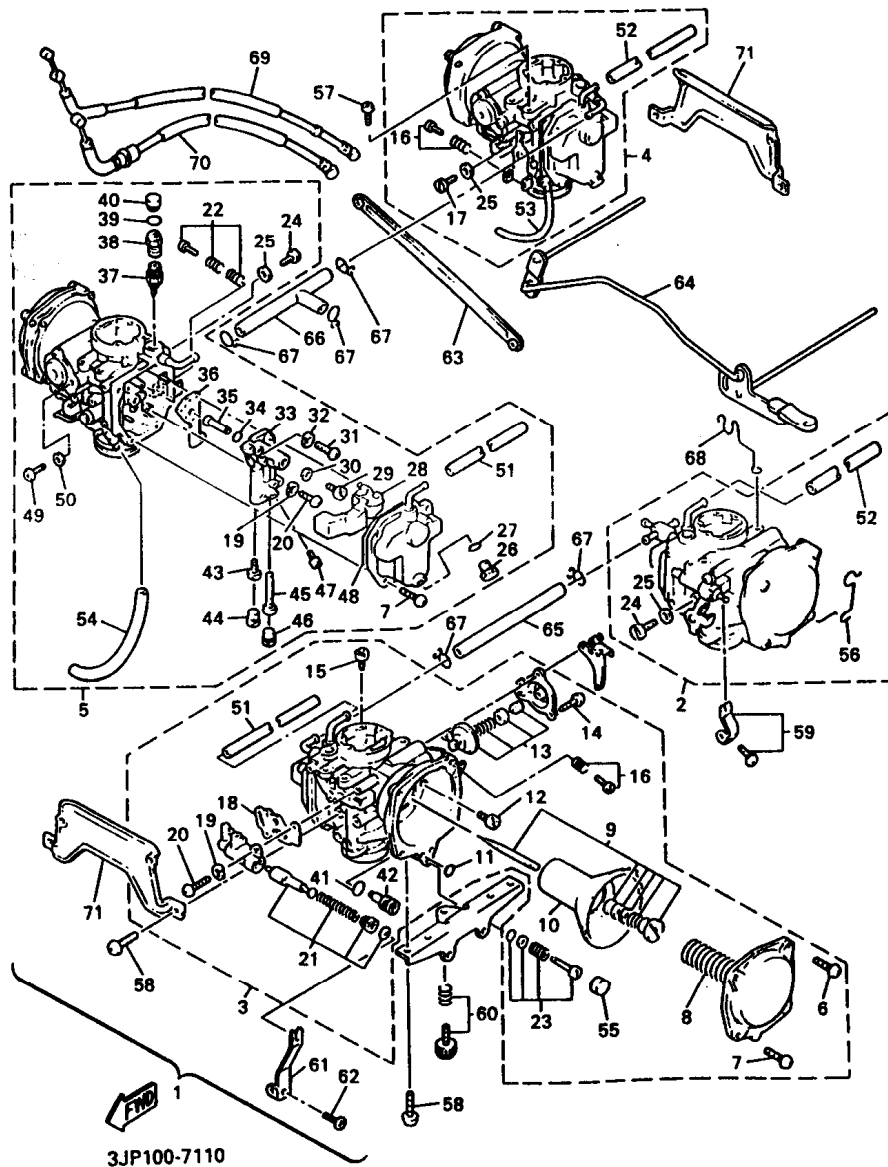
REF. NO.	PART NO.	DESCRIPTION	Q'TY	REMARKS
1	1FK-14900-02	CARBURETOR ASSY	1	
2	1FK-14901-02	..CARBURETOR ASSY 1	1	
3	1FK-14902-02	..CARBURETOR ASSY 2	1	
4	1FK-14903-02	..CARBURETOR ASSY 3	1	
5	1FK-14904-02	..CARBURETOR ASSY 4	1	
6	90157-05050	..SCREW, PAN HEAD	1	
7	98580-05012	..SCREW, PAN HEAD	7	
8	1FK-14933-00	..SPRING, DIAPHRAGM	1	
9	1FK-1490J-00	..NEEDLE SET	1	
10	1FK-14940-09	..DIAPHRAGM ASSY	1	
11	93210-03119	..O-RING	1	
12	3G2-14231-34	..JET, PILOT AIR (#170)	1	
13	26H-1490H-00	..DIAPHRAGM SET, 5	1	
14	98580-04010	..SCREW, PAN HEAD	3	
15	3G2-14231-18	..JET, PILOT AIR (#90)	1	
16	31H-1490K-00	..STOP SCREW SET	1	
17	2F1-14991-00	..SCREW	1	
18	3JB-14536-00	..GASKET	1	
19	92901-04100	..WASHER, SPRING	4	
20	98517-04012	..SCREW, PAN HEAD	4	
21	1GR-1410A-00	..STARTER SET	1	
22	41V-1490K-00	..STOP SCREW SET	1	
23	12R-14105-00	..PILOT SCREW SET	1	
24	341-14991-00	..SCREW	1	
25	26H-14952-00	..WASHER	1	
26	22U-14115-00	..PLUG, SCREW	1	
27	22U-14561-00	..O-RING	1	
28	1FK-14985-00	..FLOAT	1	

FIG. 11 CARBURETOR 2 (CANADA)



REF. NO.	PART NO.	DESCRIPTION	Q'TY	REMARKS
29	22U-14565-00	..SCREW	1	
30	137-14153-00	..WASHER, MAIN JET	1	
31	98506-04018	..SCREW, PAN HEAD	1	
32	92901-04100	..WASHER, SPRING	1	
33	26H-1411A-00	..BLOCK JET ASSY	1	
34	22U-14147-00	..O-RING	1	
35	26H-14941-90	..NOZZLE, MAIN	1	
36	3JB-14199-00	..GASKET	1	
37	1FK-14190-15	..NEEDLE VALVE ASSY	1	
38	1J7-14994-00	..NET, FILTER	1	
39	1FK-14147-00	..O-RING	1	
40	41R-14118-01	..CAP	1	
41	214-14147-00	..O-RING	1	
42	2L1-14191-00	..PLUG, DRAIN	1	
43	4G0-14142-37-A0	..JET, PILOT (#37.5)	1	
44	22V-14968-00	..CAP	1	
45	26H-1414G-00	..PIPE, MAIN BREED	1	
46	22U-14968-00	..CAP	1	
47	3G2-1423A-81	..JET, MAIN (#152.5)	1	
48	22V-14147-00	..O-RING	1	
49	98517-04012	..SCREW, PAN HEAD	3	
50	92901-04100	..WASHER, SPRING	3	
51	1GR-14197-01	..PIPE	1	
52	1FK-14197-01	..PIPE	1	
53	90445-07419	..HOSE	1	
54	90445-07419	..HOSE	1	
55	3F9-14118-00	..CAP	1	
56	1JH-14139-00	..CRIP, PIE	1	

FIG. 11 CARBURETOR 2 (CANADA)

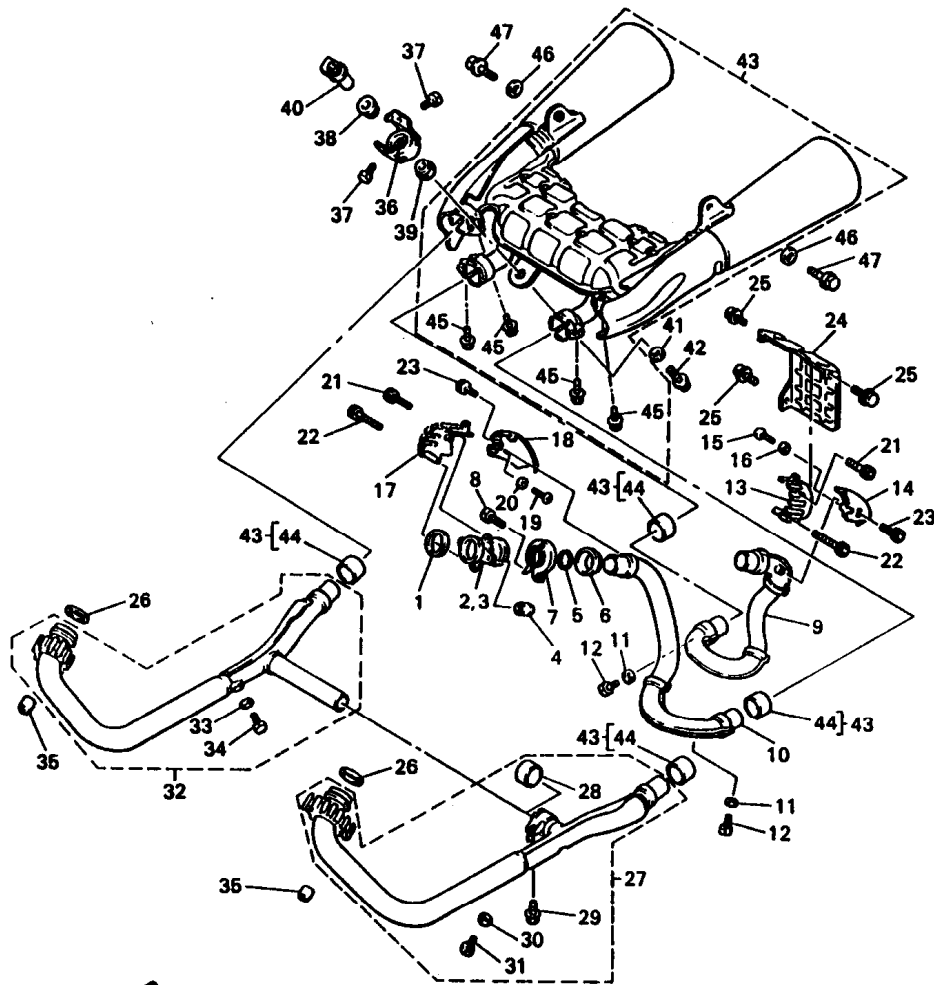


3JP100-7110

C10

REF. NO.	PART NO.	DESCRIPTION	Q'TY	REMARKS
57	98507-05008	.SCREW, PAN HEAD	9	
58	98580-06010	.SCREW, PAN HEAD	16	
59	22U-1490M-00	.STARTER LEVER SET, 2	3	
60	26H-14103-00	.THROTTLE SCREW SET	1	
61	1FK-14905-00	.LEVER, STARTER	1	
62	11H-14991-00	.SCREW	1	
63	26H-14504-00	.ROD SET	1	
64	1FK-1490L-00	.STARTER LEVER SET, 1	1	
65	31H-14987-00	.HOSE	1	
66	26H-14987-00	.HOSE	1	
67	90467-10008	.CLIP	5	
68	26H-14139-00	.CLIP, PIPE	1	
69	1FK-2631J-00	.CABLE, THROTTLE 4	1	
70	1FK-26313-00	.CABLE, THROTTLE 3	1	
71	26H-14291-00	.BRACKET 1	2	

FIG. 12 EXHAUST



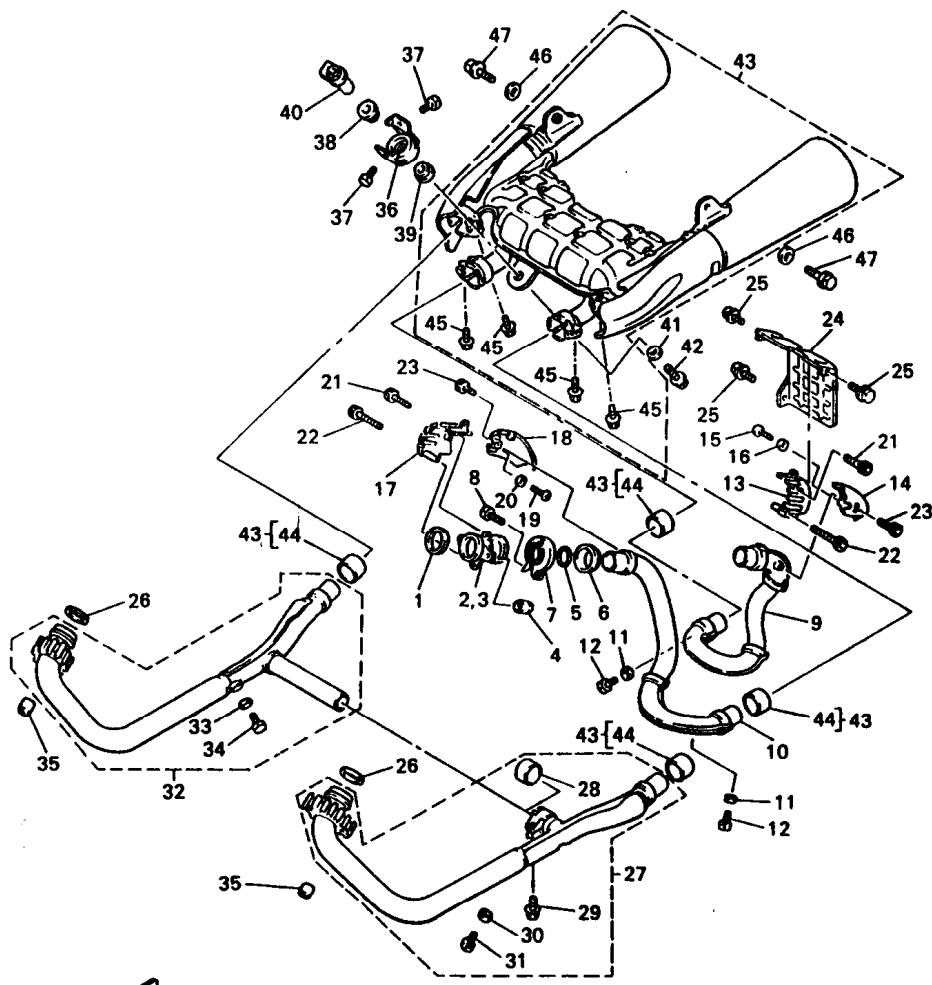
  
3JP110-6110

REF. NO.	PART NO.	DESCRIPTION	Q'TY	REMARKS
1	3GD-14613-00	GASKET, EXHAUST PIPE	2	
2	1FK-14615-00	JOINT, EXHAUST 1	1	
3	1FK-14625-00	JOINT, EXHAUST 2	1	
4	90179-08673	NUT	4	
5	1FK-14613-00	GASKET, EXHAUST PIPE	2	
6	1FK-14618-00	RING, STOPPER	2	
7	26H-14715-01	BAND, MUFFLER	2	
8	90110-06054	BOLT, HEXAGON SOCKET HEAD	2	
9	1FK-14611-00	PIPE, EXHAUST 1	1	
10	1FK-14631-00	PIPE, EXHAUST 3	1	
11	92990-06600	WASHER, PLATE	2	
12	90101-06576	BOLT	2	
13	1FK-14603-00	COVER 1	1	
14	1FK-1465R-00	PLATE, PROTECTOR	1	
15	98507-05010	SCREW, PAN HEAD	2	
16	92907-05600	WASHER, PLATE	2	
17	1FK-14624-00	COVER, EXHAUST	1	
18	1FK-1465T-00	PLATE, PROTECTOR	1	
19	98507-05010	SCREW, PAN HEAD	2	
20	92907-05600	WASHER, PLATE	2	
21	90110-05107	BOLT, HEXAGON SOCKET HEAD	2	
22	90110-05108	BOLT, HEXAGON SOCKET HEAD	2	
23	90110-05106	BOLT, HEXAGON SOCKET HEAD	2	
24	3UF-14604-01	COVER, AIR 1	1	
25	90119-06115	BOLT, WITH WASHER	3	
26	3GD-14613-00	GASKET, EXHAUST PIPE	2	
27	1FK-14610-20	EXHAUST PIPE ASSY 1	1	
28	3XW-14755-00	.GASKET, SILENCER	1	

**C11**

FIG. 12 EXHAUST

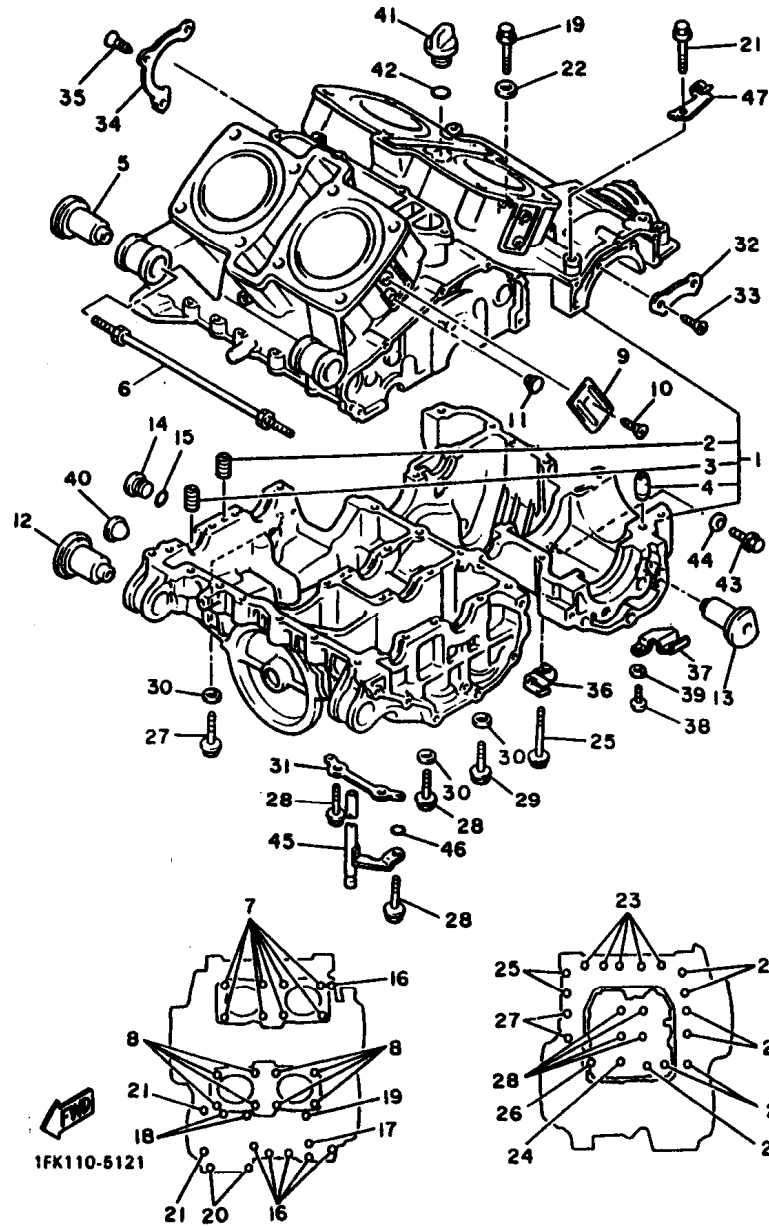
REF. NO.	PART NO.	DESCRIPTION	Q'TY	REMARKS
29	95027-08025	.BOLT	1	
30	92990-06600	.WASHER, PLATE	1	
31	90101-06576	.BOLT	1	
32	1FK-14620-20	EXHAUST PIPE ASSY 2	1	
33	92990-06600	.WASHER, PLATE	1	
34	90101-06576	.BOLT	1	
35	90179-08673	NUT	4	
36	1FK-14771-00	STAY, MUFFLER 1	1	
37	97017-08010	BOLT	2	
38	36Y-14747-00	DAMPER, MUFFLER	1	
39	1FK-14747-00	DAMPER, MUFFLER	1	
40	1FK-14638-00	COLLAR	1	
41	90201-10669	WASHER, PLATE	1	
42	97017-10045	BOLT	1	
43	1UT-14710-20	MUFFLER ASSY 1	1	
44	3XW-14755-00	.GASKET, SILENCER	4	
45	95027-08025	.BOLT	4	
46	90201-10742	WASHER, PLATE	2	
47	90105-10271	BOLT, WASHER BASED	2	



3JP110-6110

C12

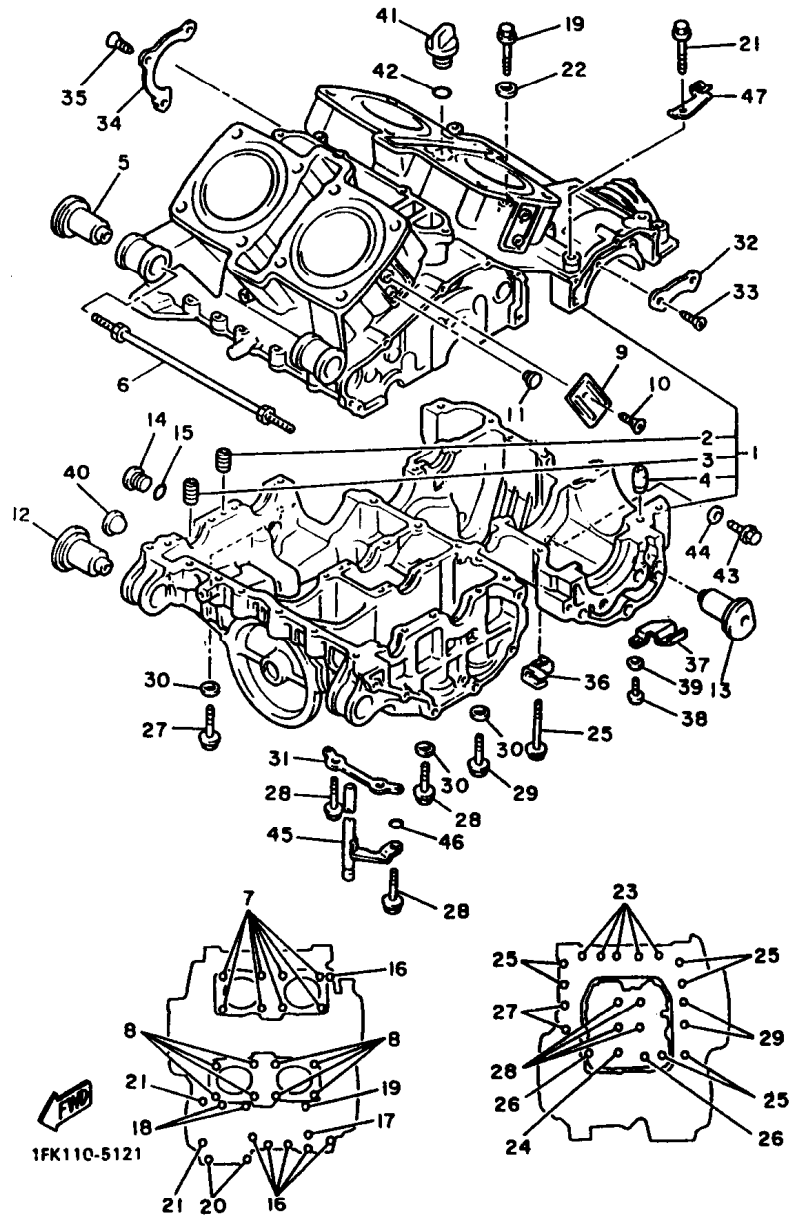
FIG. 13 CRANKCASE



REF. NO.	PART NO.	DESCRIPTION	Q'TY	REMARKS
1	1FK-15100-03	CRANKCASE ASSY	1	
2	26H-15138-00	.NOZZLE 1	1	
3	4G0-15138-00	.NOZZLE 1	1	
4	99530-10014	.PIN, DOWEL	1	
5	1AA-15338-00	DAMPER, ENGINE MOUNT 3	2	
6	90109-106A1	BOLT	1	
7	90116-10411	BOLT, STUD	8	
8	90116-10411	BOLT, STUD	8	
9	1FK-15417-00	COVER, CAP	4	
10	90151-06061	SCREW, COUNTERSUNK	4	
11	90338-11152	PLUG	4	
12	1AA-15338-00	DAMPER, ENGINE MOUNT 3	2	
13	1AA-15326-00	DAMPER, ENGINE MOUNT 2	2	
14	4H7-15189-00	PLUG	1	
15	93210-20573	O-RING	1	
16	95817-06045	BOLT, FLANGE	6	
17	95814-06070	BOLT, FLANGE	1	
18	95814-06090	BOLT, FLANGE	2	
19	95817-06095	BOLT, FLANGE	1	
20	95814-08045	BOLT, FLANGE	2	
21	95814-08080	BOLT, FLANGE	2	
22	90430-06166	GASKET	2	
23	95817-08050	BOLT, FLANGE	5	
24	95817-08065	BOLT, FLANGE	1	
25	95814-08080	BOLT, FLANGE	6	
26	95817-08095	BOLT, FLANGE	2	
27	90109-103G0	BOLT	2	
28	90105-10248	BOLT, WASHER BASED	4	

C13

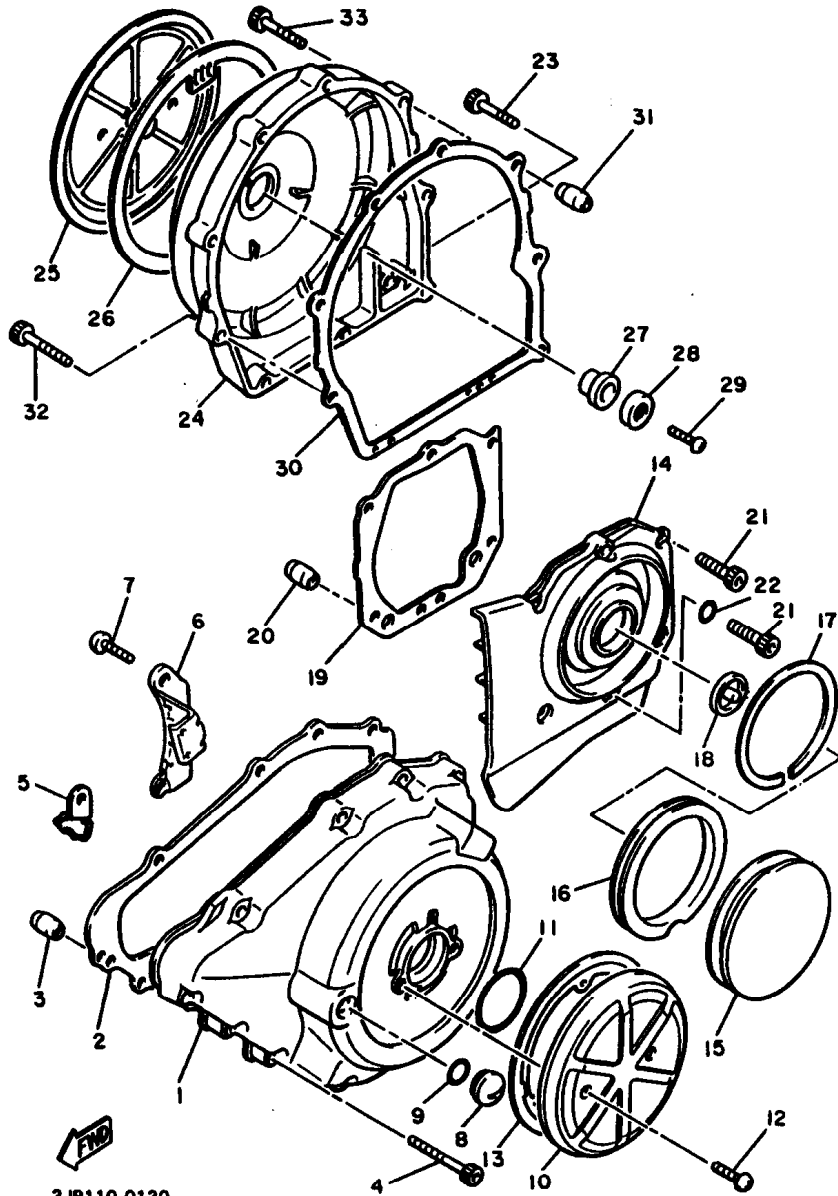
FIG. 13 CRANKCASE



REF. NO.	PART NO.	DESCRIPTION	Q'TY	REMARKS
29	90105-10249	BOLT, WASHER BASED	2	
30	90201-10131	WASHER, PLATE	6	
31	26H-15113-00	PLATE	1	
32	26H-15381-00	PLATE, BEARING COVER	2	
33	90149-08152	SCREW	4	
34	26H-15383-00	PLATE, BEARING COVER	1	
35	90151-06041	SCREW, COUNTERSUNK	3	
36	90465-08233	CLAMP	1	
37	90465-08287	CLAMP	1	
38	98507-06012	SCREW, PAN HEAD	1	
39	92907-06600	WASHER, PLATE	1	
40	2H7-15361-00	GAUGE, LEVEL	1	
41	2H9-15363-00	PLUG, OIL	1	
42	93210-27778	O-RING	1	
43	95807-12018	BOLT, FLANGE	1	
44	90201-12790	WASHER, PLATE	1	
45	26H-15373-00	PIPE, BREATHER	1	
46	93210-06667	O-RING	1	
47	1FK-15441-00	HOLDER, CLUTCH CABLE	1	



FIG. 14 CRANKCASE COVER 1

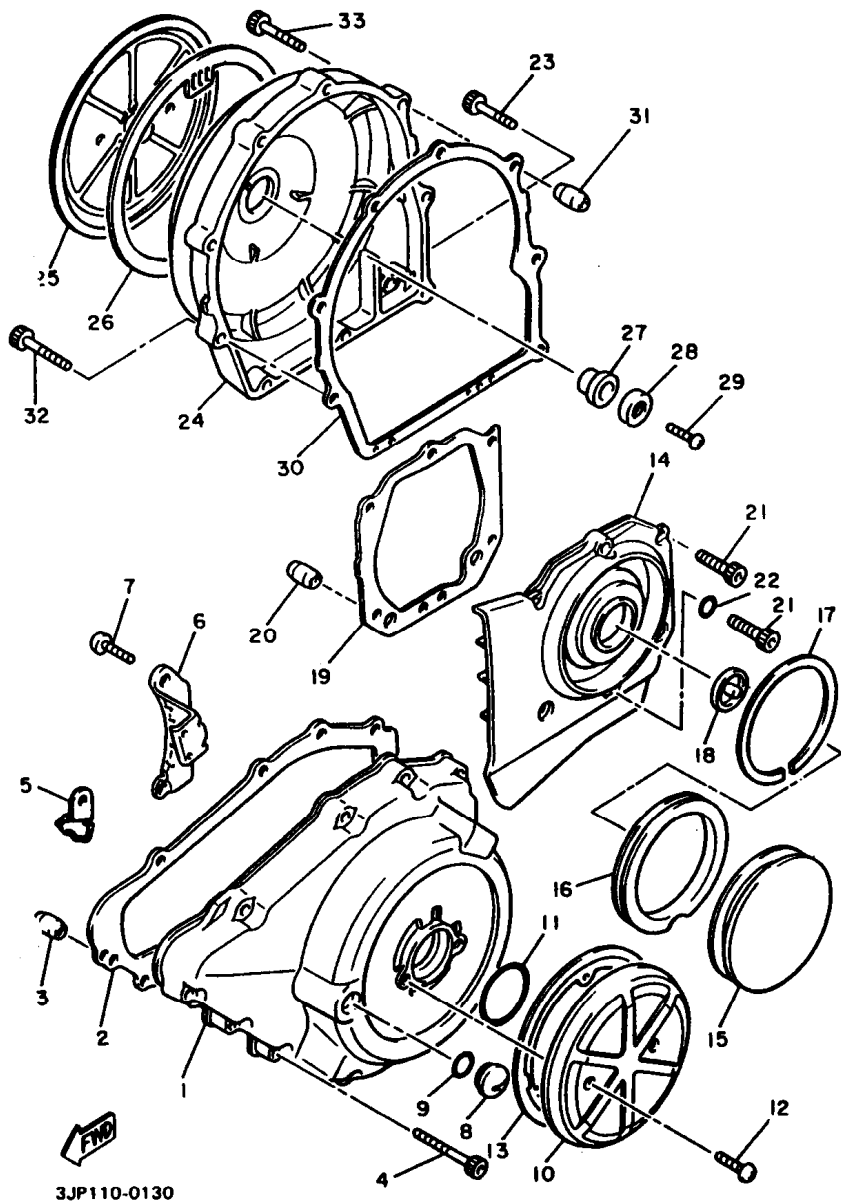


3JP110-0130

REF. NO.	PART NO.	DESCRIPTION	Q'TY	REMARKS
1	1FK-15411-00	COVER, CRANKCASE 1	1	
2	3JP-15451-01	GASKET, CRANKCASE COVER 1	1	
3	99530-10014	PIN, DOWEL	2	
4	90110-06238	BOLT, HEXAGON SOCKET HEAD	11	
5	90462-06192	CLAMP	1	
6	90465-08220	CLAMP	1	
7	98507-06016	SCREW, PAN HEAD	1	
8	90340-14068	PLUG, STRAIGHT SCREW	1	
9	93210-14369	O-RING	1	
10	3JP-15427-00	COVER, CAP 2	1	
11	93210-45150	O-RING	1	
12	90151-06061	SCREW, COUNTERSUNK	2	
13	1FK-15455-00	GASKET 1	1	
14	1FK-15421-02	COVER, CRANKCASE 2	1	
15	1FK-15428-00	COVER, CHAIN CASE 2	1	
16	26H-15337-01	DAMPER 4	1	
17	90468-98132	CLIP	1	
18	26H-15338-00	DAMPER, ENGINE MOUNT 5	1	
19	3JP-15461-01	GASKET, CRANKCASE COVER 2	1	
20	99530-10014	PIN, DOWEL	2	
21	90110-06240	BOLT, HEXAGON SOCKET HEAD	4	
22	90430-06014	GASKET	1	
23	90110-06242	BOLT, HEXAGON SOCKET HEAD	2	
24	1FK-15431-00	COVER, CRANKCASE 3	1	
25	3JP-15418-00	COVER, CHAIN CASE	1	
26	26H-15449-00	RING, RUBBER	1	
27	4H7-15486-00	GROMMET	1	
28	90209-06096	WASHER	1	

C15

FIG. 14 CRANKCASE COVER 1

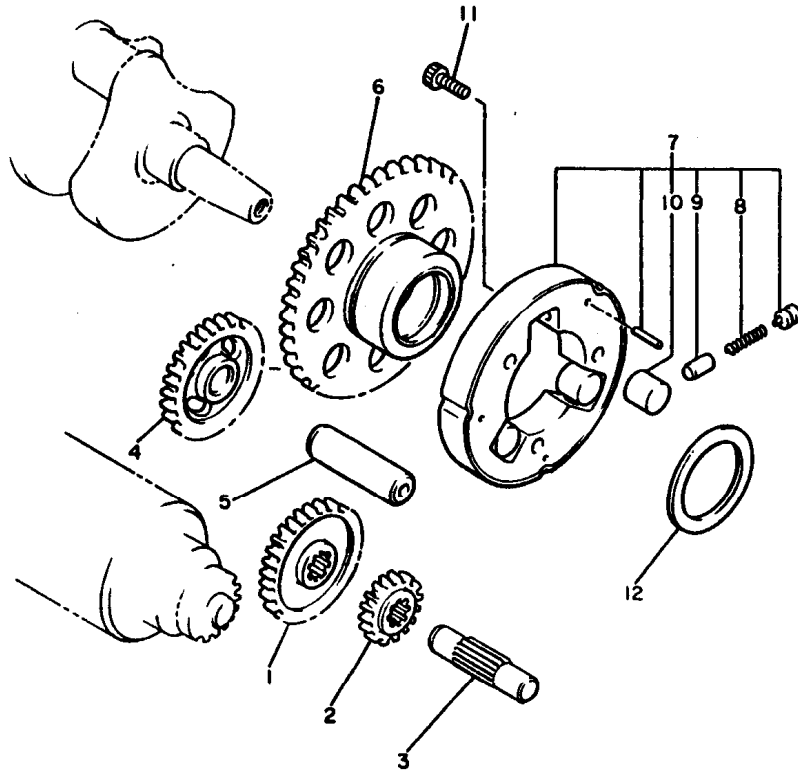


3JP110-0130

REF. NO.	PART NO.	DESCRIPTION	Q'TY	REMARKS
29	98507-06008	SCREW, PAN HEAD	1	
30	3JP-15462-01	GASKET, CRANKCASE COVER 3	1	
31	99530-10014	PIN, DOWEL	2	
32	90110-06240	BOLT, HEXAGON SOCKET HEAD	7	
33	90110-06237	BOLT, HEXAGON SOCKET HEAD	2	

**D2**

FIG. 15 STARTER CLUTCH



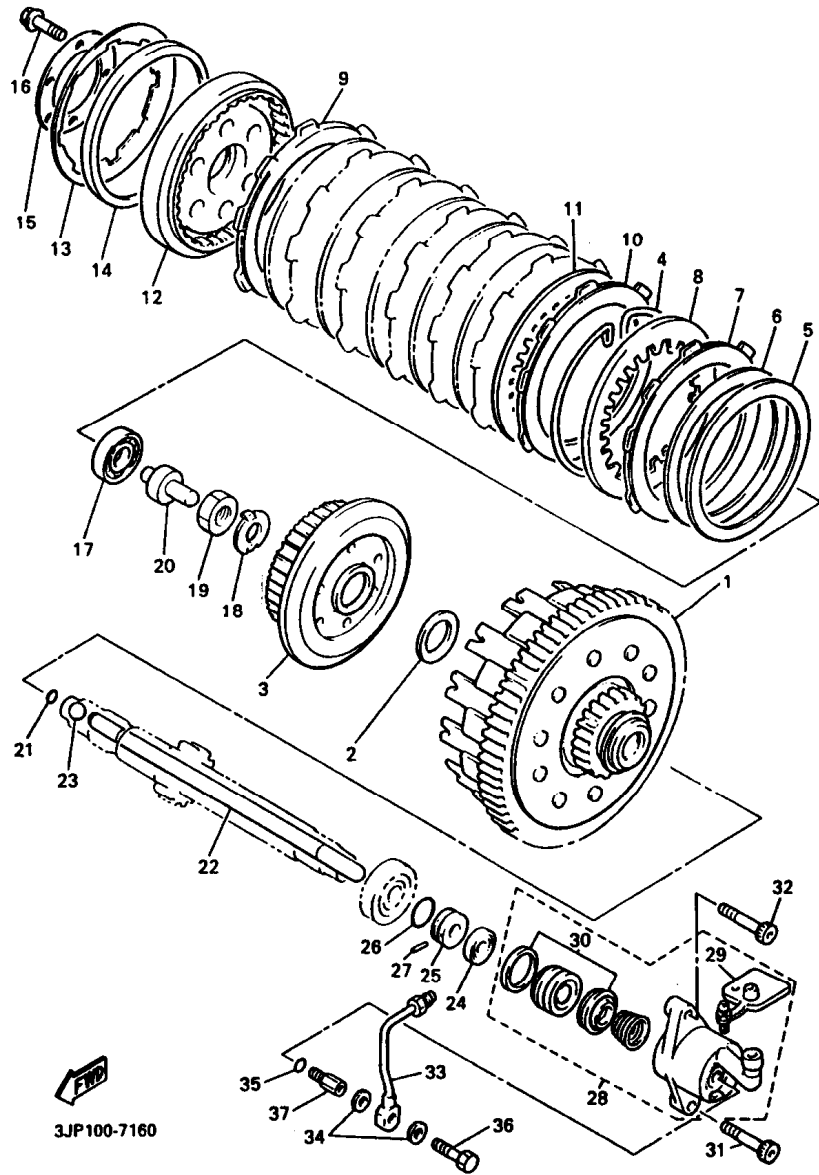
REF. NO.	PART NO.	DESCRIPTION	Q'TY	REMARKS
1	26H-15514-00	GEAR 2 (42T)	1	
2	26H-15515-00	GEAR 3 (13T)	1	
3	26H-15522-00	SHAFT 2	1	
4	26H-15512-00	GEAR, IDLER 1 (27T)	1	
5	26H-15521-00	SHAFT 1	1	
6	26H-15517-00	GEAR, IDLER 2 (76T)	1	
7	11H-15580-00	STARTER CLUTCH OUTER ASSY	1	
8	90501-04623	-SPRING, COMPRESSION	3	
9	1J7-15583-01	-CAP, STARTER CLUTCH SPRING	3	
10	93615-12088	-PIN, DOWEL	3	
11	91317-08014	BOLT	3	
12	90201-350F3	WASHER, PLATE	1	



26H110-3140

D3

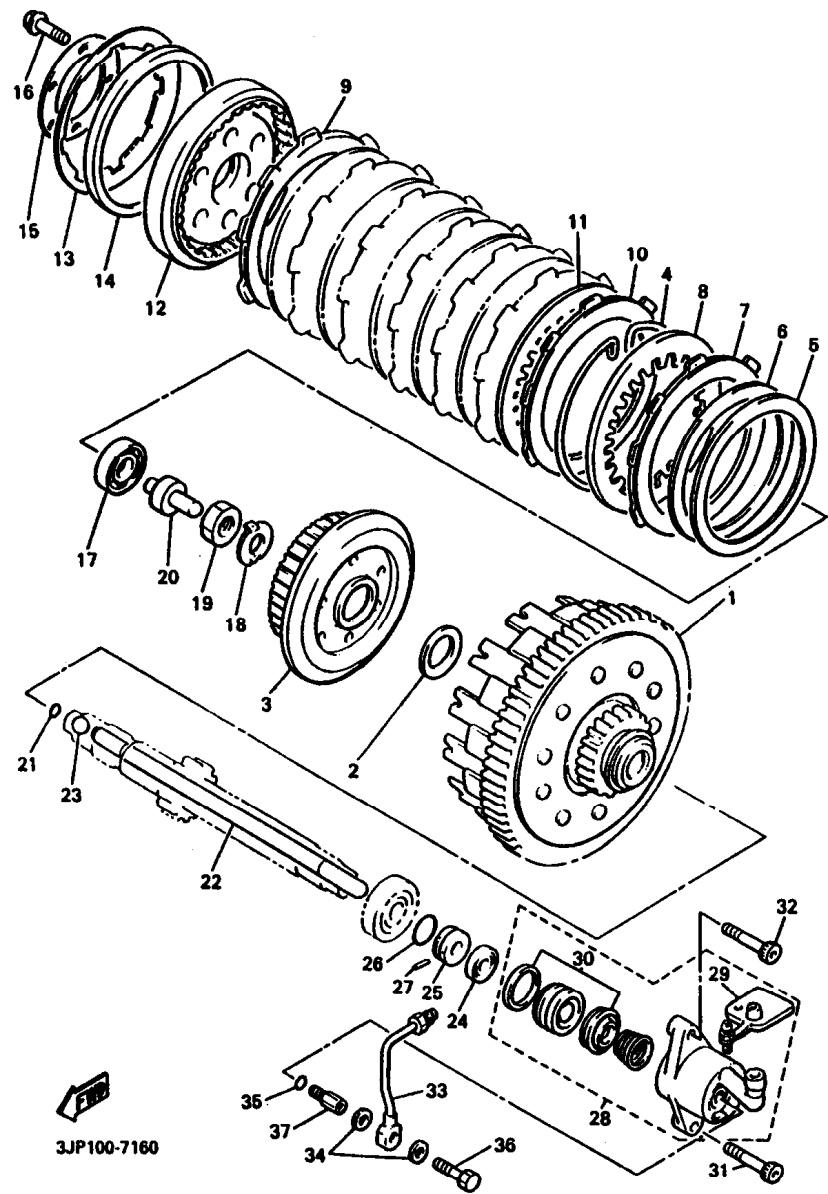
FIG. 16 CLUTCH



REF. NO.	PART NO.	DESCRIPTION	Q'TY	REMARKS
1	26H-16150-01	PRIMARY DRIVEN GEAR COMP.	1	
2	26H-16154-00	PLATE, THRUST 1	1	
3	1FK-16371-00	BOSS, CLUTCH	1	
4	26H-16385-00	RING, CLUTCH BOSS	1	
5	26H-16384-00	PLATE, SEAT	1	
6	1FK-16383-00	SPRING, CLUTCH BOSS	1	
7	26H-16321-00	PLATE, FRICTION	1	
8	26H-16324-00	PLATE, CLUTCH 1	1	
9	26H-16331-01	PLATE, FRICTION 2	1	
10	26H-16307-00	PLATE, FRICTION 3	6	
11	26H-16324-00	PLATE, CLUTCH 1	6	
12	1FK-16351-00	PLATE, PRESSURE 1	1	
13	1FK-16334-00	SPRING, CLUTCH 2	1	
14	1FK-16335-00	HOUSING, SPRING	1	
15	1FK-16352-00	PLATE, PRESSURE 2	1	
16	97017-06025	BOLT	6	
17	93306-00315	BEARING (6003SH2C4)	1	
18	90215-25218	WASHER, LOCK	1	
19	90170-20323	NUT	1	
20	36Y-16356-00	ROD, PUSH 1	1	
21	93210-06632	O-RING	1	
22	26H-16357-00	ROD, PUSH 2	1	
23	93511-32027	BALL	1	
24	93109-08061	OIL SEAL	1	
25	26H-16399-00	GUIDE, PUSH ROD	1	
26	93210-18322	O-RING	1	
27	93603-07073	PIN, DOWEL	1	
28	1FK-16381-11	PUSH LEVER COMP.	1	

D4

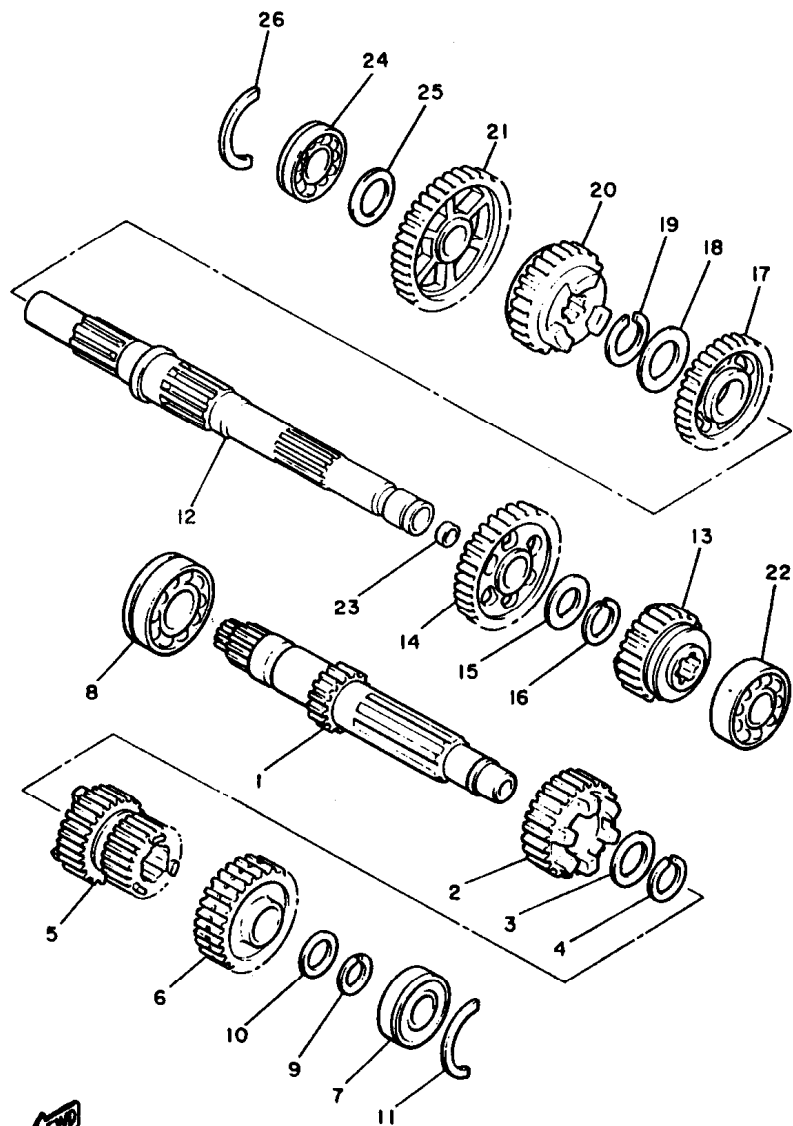
FIG. 16 CLUTCH



REF. NO.	PART NO.	DESCRIPTION	Q'TY	REMARKS
29	1NL-W0048-00	.BREED SCREW KIT	1	
30	26H-W0098-00	.PUSH LEVER SEAL KIT	1	
31	90110-06035	BOLT, HEXAGON SOCKET HEAD	1	
32	90110-06243	BOLT, HEXAGON SOCKET HEAD 1	1	
33	1FK-1638A-00	PIPE, CLUTCH 1	1	
34	90201-10118	WASHER, PLATE	2	
35	90430-10148	GASKET	1	
36	90401-10084	BOLT, UNION	1	
37	1FK-16375-00	COLLAR	1	

D5

FIG. 17 TRANSMISSION

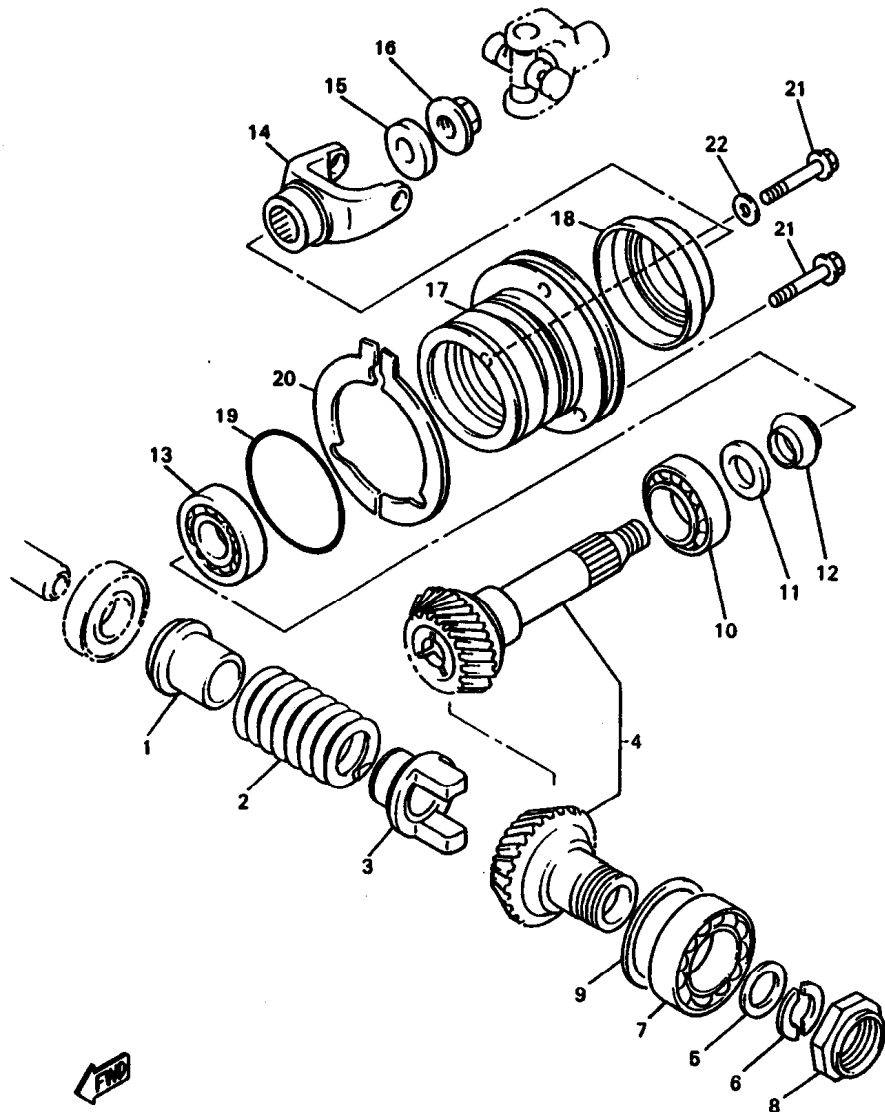


REF. NO.	PART NO.	DESCRIPTION	Q'TY	REMARKS
1	1FK-17411-00	AXLE, MAIN	1	
2	1FK-17141-00	GEAR, 4TH PINION (26T)	1	
3	90209-25198	WASHER	1	
4	93440-28062	CIRCLIP	1	
5	1FK-17121-01	GEAR, 2ND/3RD PINION (22/23T)	1	
6	1FK-17151-01	GEAR, 5TH PINION (28T)	1	
7	93306-30430	BEARING	1	
8	93306-36401	BEARING	1	
9	93410-23056	CIRCLIP	1	
10	90201-232K5	WASHER, PLATE	1	
11	93440-52118	CIRCLIP	1	
12	26H-17421-01	AXLE, DRIVE	1	
13	1FK-17251-01	GEAR, 5TH WHEEL (26T)	1	
14	1FK-17221-01	GEAR, 2ND WHEEL (39T)	1	
15	90209-32231	WASHER	1	
16	93440-34025	CIRCLIP	1	
17	26H-17231-01	GEAR, 3RD WHEEL (31T)	1	
18	90209-27192	WASHER	1	
19	93440-30077	CIRCLIP	1	
20	1FK-17241-00	GEAR, 4TH WHEEL (28T)	1	
21	1FK-17211-00	GEAR, 1ST WHEEL (43T)	1	
22	93306-20645	BEARING	1	
23	90331-15039	PLUG	1	
24	93306-20555	BEARING	1	
25	90201-256K5	WASHER, PLATE (0.5T)	1	UN
	90201-256K6	WASHER, PLATE (0.9T)	1	UN
	90201-256K7	WASHER, PLATE (1.3T)	1	UN
26	93440-52118	CIRCLIP	1	

  
2LT171-7160

**D6**

FIG. 18 MIDDLE DRIVE GEAR

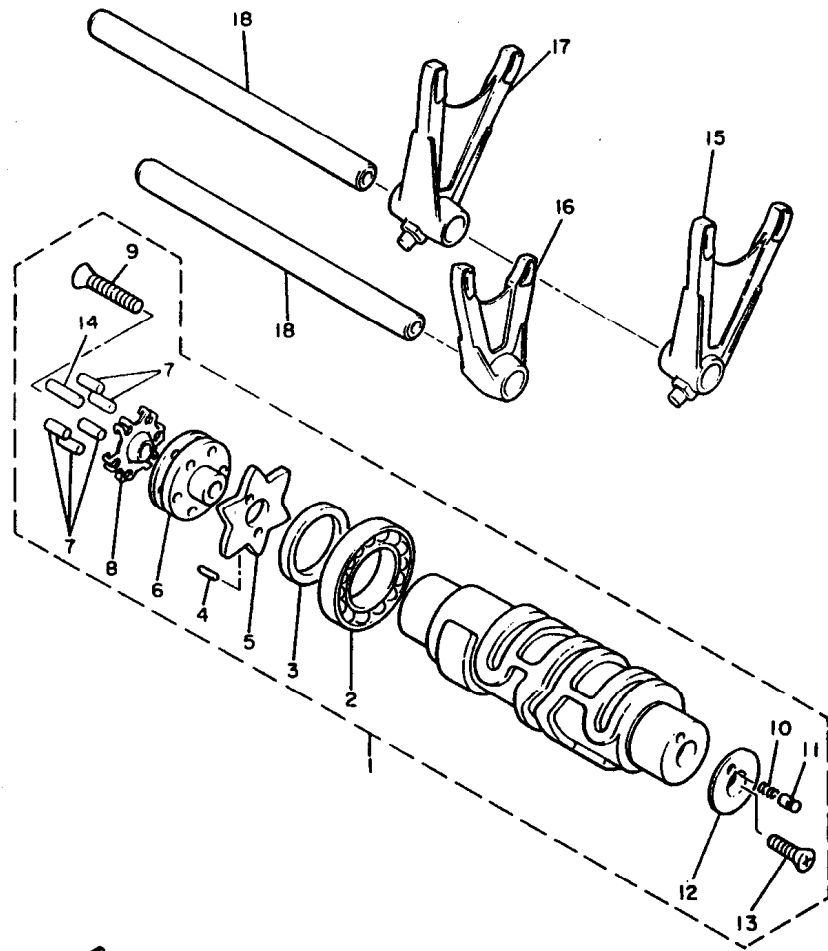


REF. NO.	PART NO.	DESCRIPTION	Q'TY	REMARKS
1	2WE-17524-00	HOLDER	1	
2	90501-75638	SPRING, COMPRESSION	1	
3	2WE-17527-00	CAM, DRIVEN	1	
4	26H-W1751-01	MIDDLE GEAR COMP.	1	
5	90201-252K4	WASHER, PLATE	1	
6	90209-21281	WASHER	2	
7	93306-20901	BEARING (B6209RSH2-C2)	1	
8	90179-44328	NUT	1	
9	4X7-17531-00-15	SHIM, PINION (0.15T)	1	UR
	4X7-17531-00-30	SHIM, PINION (0.30T)	1	UR
	4X7-17531-00-50	SHIM, PINION (0.50T)	1	UR
10	93332-00028	BEARING	1	
11	90201-25634	WASHER, PLATE	1	
12	2H7-17571-01	SPACER, EXPANSION	1	
13	93332-00024	BEARING	1	
14	26H-17556-00	YOKE, JOINT	1	
15	90201-166R6	WASHER, PLATE	1	
16	90179-16662	NUT	1	
17	26H-17551-00	HOUSING, BEARING	1	
18	93101-35085	OIL SEAL	1	
19	93210-71360	O-RING	1	
20	3UF-17531-00	SHIM, PINION (0.10T)	2	
21	95817-08030	BOLT, FLANGE	3	
22	90201-08086	WASHER, PLATE	1	

3JP110-6170

D7

FIG. 19 SHIFT CAM • FORK



REF. NO.	PART NO.	DESCRIPTION	Q'TY	REMARKS
1	26H-18540-00	SHIFT CAM ASSY	1	
2	93306-90602	.BEARING	1	
3	90560-30234	.SPACER	1	
4	93603-10049	.PIN, DOWEL	1	
5	4NK-18141-00	.PLATE, STOPPER	1	
6	26H-18185-00	.SEGMENT	1	
7	93604-17198	.PIN, DOWEL	5	
8	26H-18561-01	.PLATE, SIDE 1	1	
9	90151-06013	.SCREW, COUNTERSUNK	1	
10	90501-06022	.SPRING, COMPRESSION	1	
11	278-18542-00	.POINT, NEUTRAL	1	
12	278-18566-00	.PLATE, SIDE 2	1	
13	98707-05016	.SCREW, FLAT HEAD	1	
14	93604-21197	.PIN, DOWEL	1	
15	26H-18511-01	FORK, SHIFT 1	1	
16	26H-18512-00	FORK, SHIFT 2	1	
17	26H-18513-00	FORK, SHIFT 3	1	
18	26H-18531-00	BAR, SHIFT FORK GUIDE 1	2	

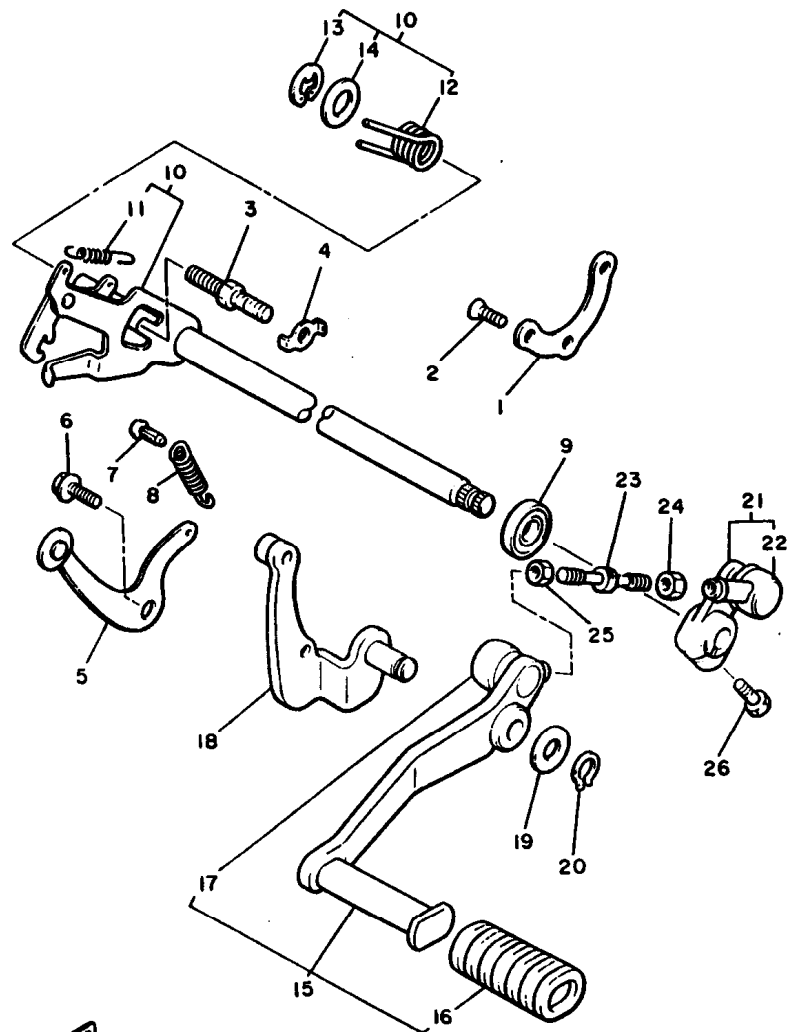


26H110-3180

**D8**



FIG. 20 SHIFT SHAFT



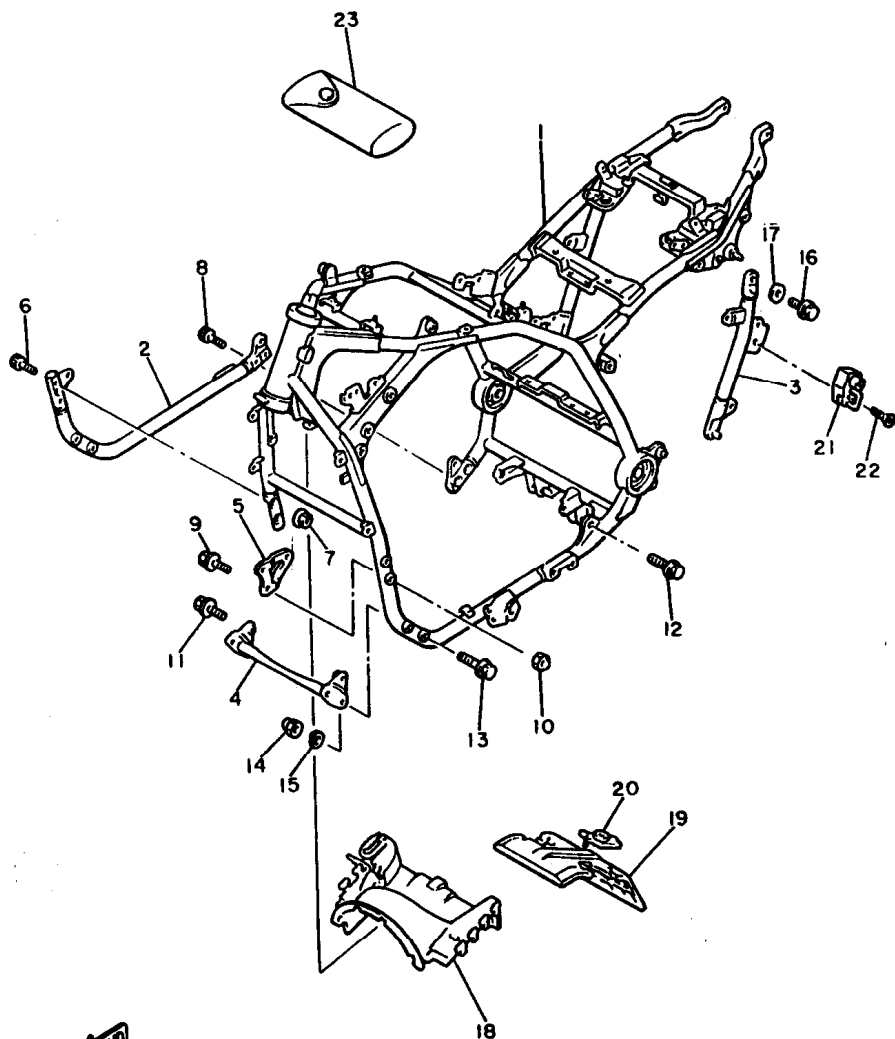
REF. NO.	PART NO.	DESCRIPTION	Q'TY	REMARKS
1	26H-18538-00	STOPPER, SHIFT BAR	1	
2	90151-06041	SCREW, COUNTERSUNK	3	
3	90109-08441	BOLT	1	
4	90215-08115	WASHER, LOCK	1	
5	26H-18140-01	STOPPER LEVER ASSY	1	
6	90109-063F8	BOLT	1	
7	132-16346-00	HOOK, SPRING	1	
8	90506-13312	SPRING, TENSION	1	
9	93102-12106	OIL SEAL (SD 12-22-5 HS)	1	
10	1FK-18101-01	SHIFT SHAFT ASSY	1	
11	90506-08227	SPRING, TENSION	1	
12	90508-32588	SPRING, TORSION	1	
13	99006-10600	CIRCLIP	1	
14	90201-127E1	WASHER, PLATE	1	
15	1FK-18110-00	SHIFT PEDAL ASSY	1	
16	22N-18113-00	COVER, SHIFT PEDAL	1	
17	2H9-18154-00	COVER, DUST	1	
18	1FK-18128-00	BRACKET	1	
19	90201-124E4	WASHER, PLATE	1	
20	99009-12400	CIRCLIP	1	
21	1FK-18152-00	LEVER, SHIFT 4	1	
22	2H9-18154-00	COVER, DUST	1	
23	42X-18115-00	ROD, SHIFT	1	
24	95304-06700	NUT	1	
25	90170-06228	NUT(COUNTER CLOCKWISE)	1	
26	97027-06020	BOLT	1	



2LT171-7190

D9

FIG. 21 FRAME



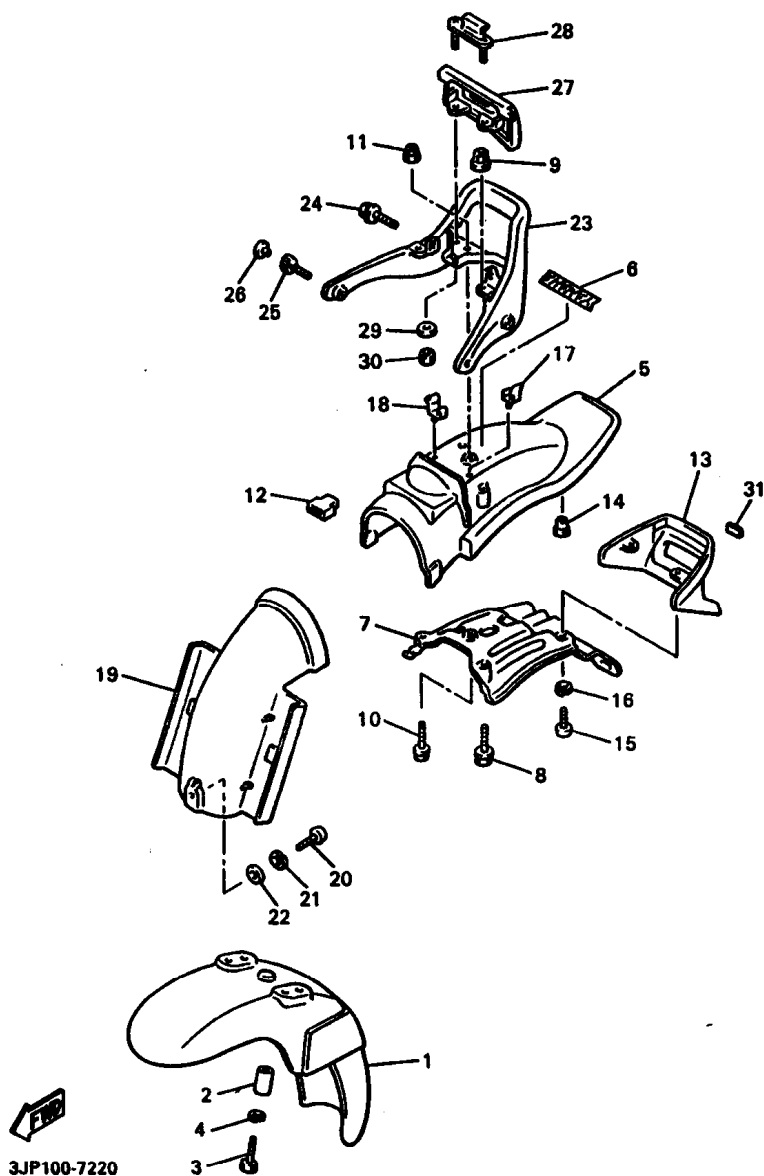
REF. NO.	PART NO.	DESCRIPTION	Q'TY	REMARKS
1	1FK-21110-00-33	FRAME COMP.	1	YAMAHA BLACK
2	1FK-21140-00-33	DOWN TUBE COMP.	1	YAMAHA BLACK
3	3UF-21105-00-33	BACK STAY SUB COMP. 1	1	YAMAHA BLACK
4	1FK-2141V-10	CROSS BAR COMPLETE	1	
5	1FK-21315-00	STAY, ENGINE 2	1	
6	90110-10126	BOLT, HEXAGON SOCKET HEAD	2	
7	90179-10658	NUT	2	
8	90110-10092	BOLT, HEXAGON SOCKET HEAD	2	
9	90105-081A0	BOLT, WASHER BASED	2	
10	90176-10033	NUT, CROWN	2	
11	90105-10376	BOLT, WASHER BASED	2	
12	90105-12252	BOLT, WASHER BASED	2	
13	95827-08060	BOLT, FLANGE	4	
14	90176-08040	NUT, CROWN	4	
15	92907-08100	WASHER, SPRING	4	
16	90105-08177	BOLT, WASHER BASED	1	
17	90201-08326	WASHER, PLATE	1	
18	1FK-2117F-00	COVER	1	
19	1FK-2117M-00	COVER 2	1	
20	1FK-2117N-00	COVER 3	2	
21	26H-21308-00	HELMET HANGER ASSY	1	
22	90149-06154	SCREW	1	
23	1FK-28100-01	TOOL KIT	1	



3UF010-0200

**D10**

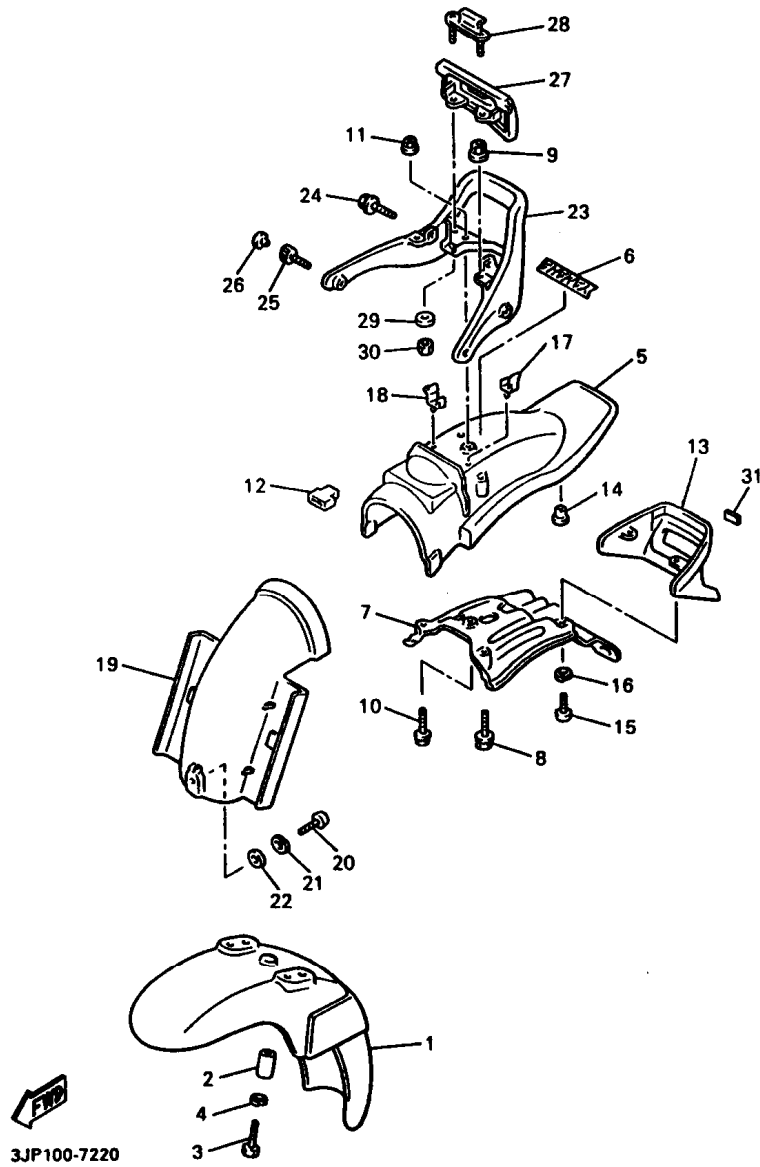
FIG. 22 FENDER



REF. NO.	PART NO.	DESCRIPTION	Q'TY	REMARKS
1	1FK-21511-2Y	FENDER, FRONT (NSD/LGB)	1	UR FOR USA
	1FK-21511-00-4B	FENDER, FRONT (BL2)	1	UR FOR CANADA
2	90387-07789	COLLAR	4	
3	97027-06016	BOLT	4	
4	92907-06100	WASHER	4	
5	1FK-21611-00-3H	FENDER, REAR (NSD)	1	UR FOR USA
	1FK-21611-00-4B	FENDER, REAR (BL2)	1	UR FOR CANADA
6	99237-00080	EMBLEM, YAMAHA	1	
7	1FK-21670-01	REINF. COMP.	1	
8	95827-08025	BOLT, FLANGE	2	
9	95707-08500	NUT, FLANGE	2	
10	95827-06020	BOLT, FLANGE	1	
11	95707-06500	NUT, FLANGE	1	
12	437-21717-10	DAMPER	2	
13	1FK-84516-01-98	COVER, TAILLIGHT	1	LOW GLOSS BLACK
14	31A-14477-00	PLATE	2	
15	98507-06016	SCREW, PAN HEAD	2	
16	92907-06600	WASHER, PLATE	2	
17	90464-16021	CLAMP	1	
18	90464-16025	CLAMP	1	
19	1FK-21629-00	GUARD, MUD	1	
20	98507-06012	SCREW, PAN HEAD	1	
21	92907-06600	WASHER, PLATE	1	
22	90201-062G3	WASHER, PLATE	1	
23	1FK-21645-00	STAY, REAR	1	
24	95827-08025	BOLT, FLANGE	2	
25	91317-08020	BOLT	2	
26	90338-08163	PLUG	2	

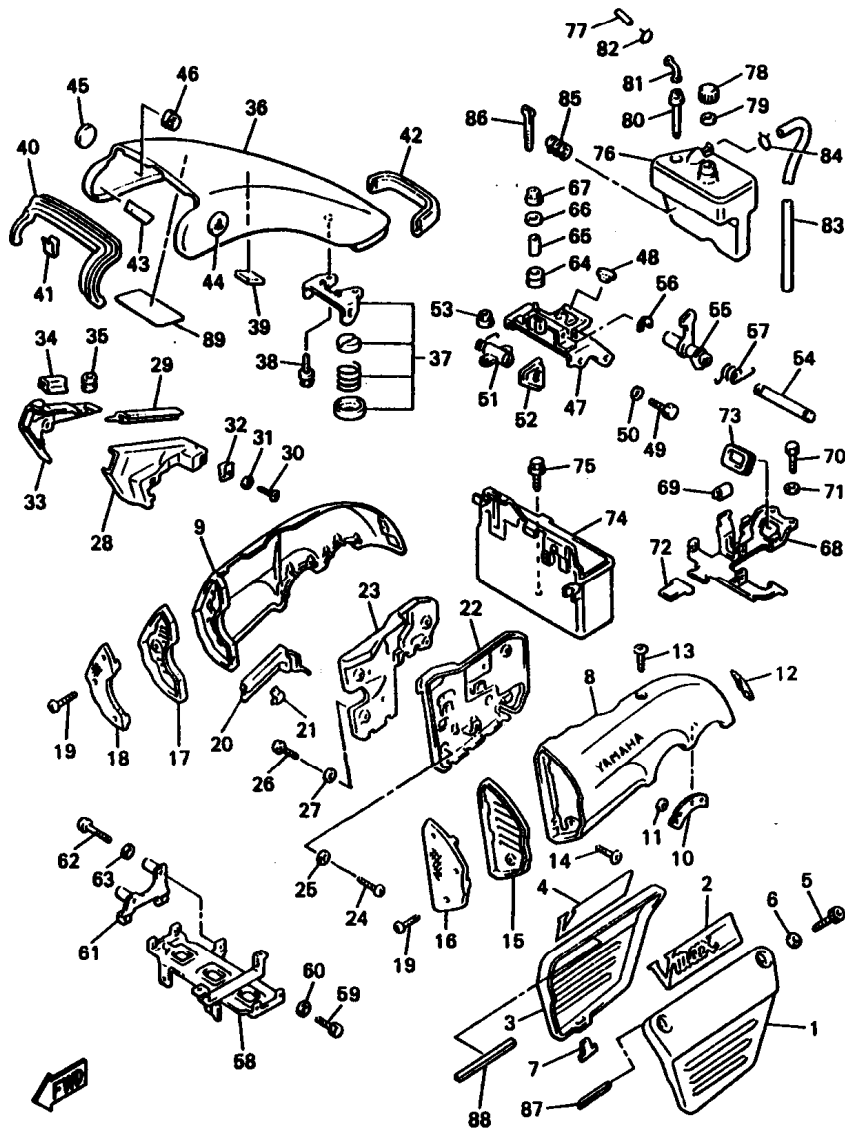
D11

FIG. 22 FENDER



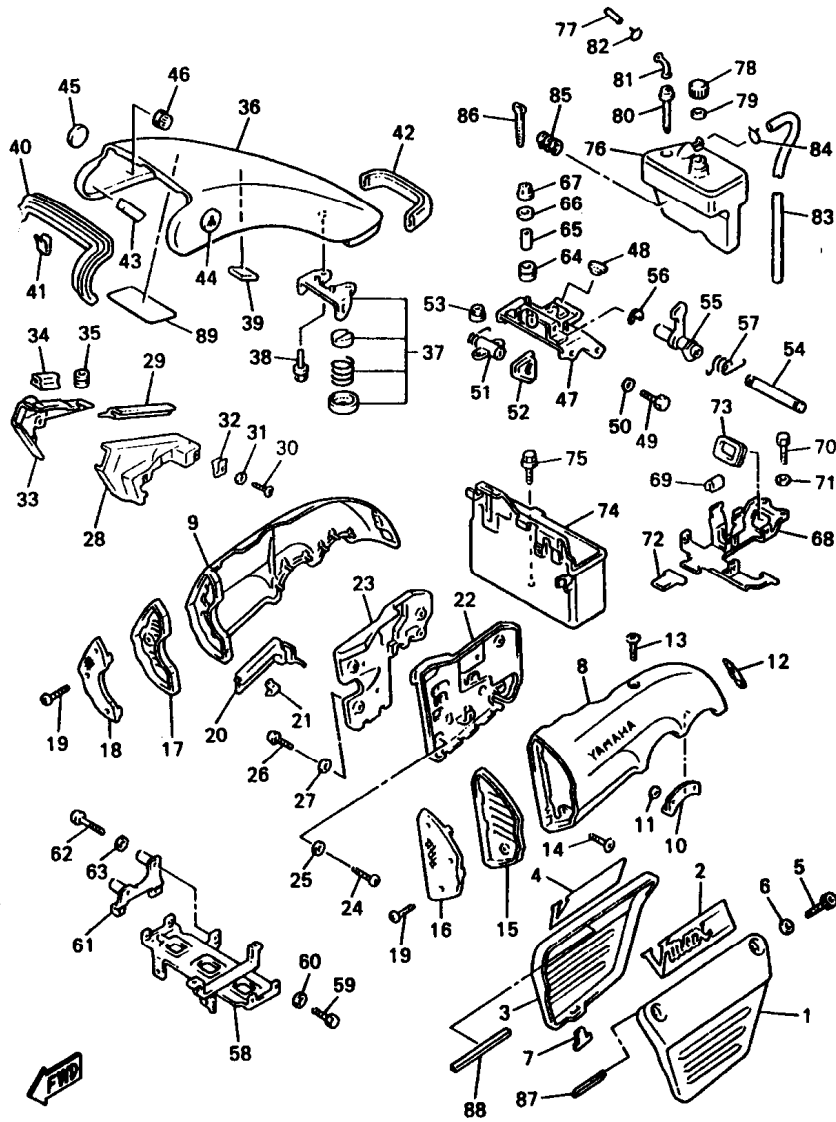
REF. NO.	PART NO.	DESCRIPTION	Q'TY	REMARKS
27	1FK-2163A-00	COVER, REAR FENDER 1	1	
28	1FK-2163E-00	COVER, REAR FENDER 2	1	
29	90201-08057	WASHER, PLATE	2	
30	95307-06600	NUT	2	
31	1HX-28227-00	DAMPER 2	2	

FIG. 23 SIDE COVER



REF. NO.	PART NO.	DESCRIPTION	Q'TY	REMARKS
1	3JP-21711-00	COVER, SIDE 1	1	
2	1UT-21783-00	EMBLEM 3	1	
3	3JP-21721-00	COVER, SIDE 2	1	
4	1UT-21784-00	EMBLEM 4	1	
5	90110-06102	BOLT, HEXAGON SOCKET HEAD	4	
6	92907-06200	WASHER, PLAIN	4	
7	2N4-21717-00	DAMPER, SIDE COVER	2	
8	3JP-21731-00	COVER, SIDE 3	1	
9	3JP-21741-00	COVER, SIDE 4	1	
10	1FK-21778-00	DAMPER, LOCATING 1	4	
11	90183-06008	NUT, SPRING	8	
12	1FK-21747-00	DAMPER	2	
13	92014-06012	BOLT, BUTTON HEAD	2	
14	92014-06025	BOLT, BUTTON HEAD	2	
15	1FK-2172G-00	PANEL 3	1	
16	1FK-2837N-00	GRILL, AIR INTAKE 1	1	
17	1FK-2172H-00	PANEL 4	1	
18	1FK-2837R-00	GRILL, AIR INTAKE 2	1	
19	90111-05012	BOLT	6	
20	1FK-2172W-00	COVER	1	
21	90468-03178	CLIP	3	
22	1FK-2172A-01	PANEL 1	1	
23	1FK-2172F-00	PANEL 2	1	
24	98517-06020	SCREW, PAN HEAD	3	
25	92907-06600	WASHER, PLATE	3	
26	98507-06016	SCREW, PAN HEAD	3	
27	92907-06600	WASHER, PLATE	3	
28	1FK-2171E-00	COVER, SIDE 5	1	

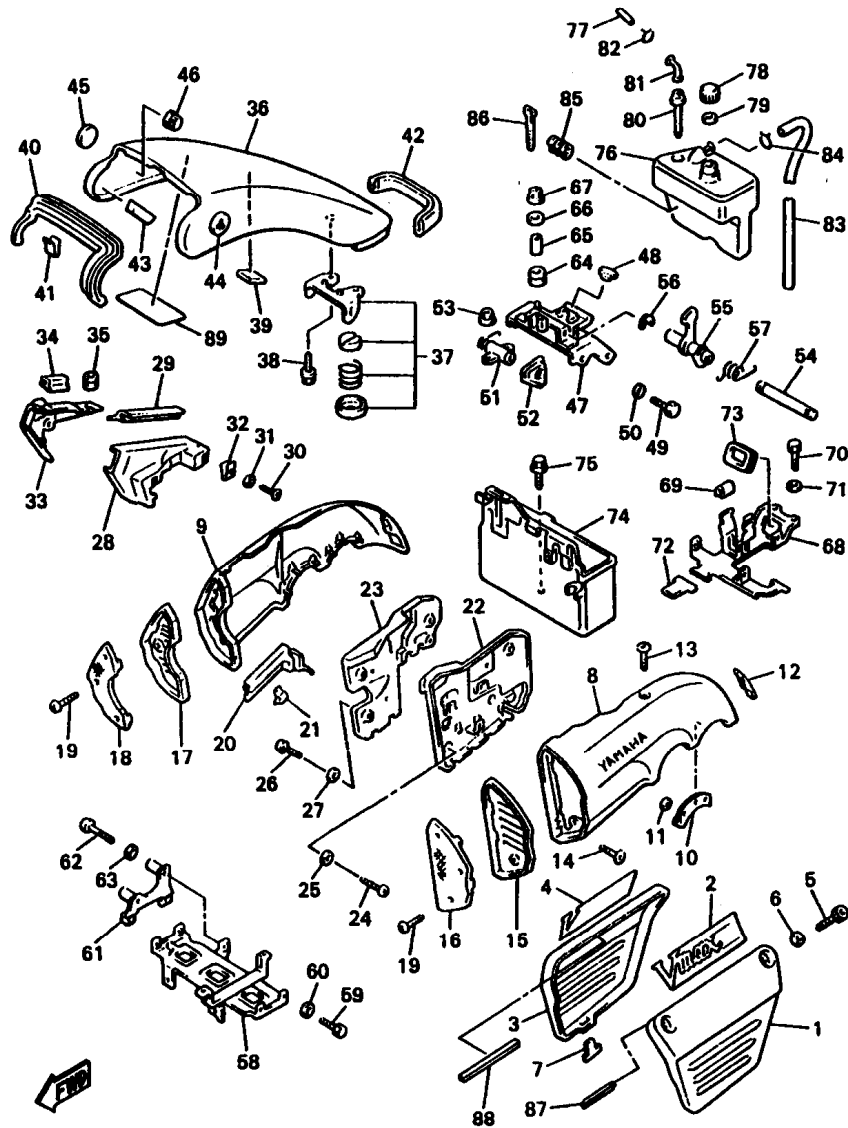
FIG. 23 SIDE COVER



3JP100-7230

REF. NO.	PART NO.	DESCRIPTION	Q'TY	REMARKS
29	1FK-2171T-00	MOLE, SIDE COVER 5	1	
30	97707-40512	SCREW, TAPPING	1	
31	92907-04200	WASHER, PLAIN	1	
32	90183-04027	NUT, SPRING	1	
33	1FK-2171X-00	COVER, SIDE 6	1	
34	1FK-2171T-00	MOLE, SIDE COVER 5	2	
35	90480-12296	GROMMET	1	
36	1FK-2171A-00-3H	COVER, TOP (NSD)	1	UR FOR USA
	1FK-2171A-00-4B	COVER, TOP (BL2)	1	UR FOR CANADA
37	1FK-2175J-00	LEVER LOCK COMP.	1	
38	95807-06010	BOLT, FLANGE	2	
39	1FK-21746-00	DAMPER	2	
40	1FK-28345-00	MOLE 1	1	
41	1FK-2171H-00	GUIDE	6	
42	1FK-2171L-00	MOLE, SIDE COVER 1	1	
43	1FK-21732-00	SEAL 1	2	
44	1FK-21781-00	EMBLEM 1	1	
45	1FK-21782-00	EMBLEM 2	1	
46	1FK-21779-00	DAMPER, LOCATING 2	2	
47	1FK-2172M-00	BRACKET 3	1	
48	18A-24724-00	DAMPER, SEAT	1	
49	97007-06012	BOLT	4	
50	92907-06800	WASHER, PLATE	4	
51	1FK-21708-00	LOCK ASSY 2	1	
52	1FK-24798-00	COVER	1	
53	95707-06500	NUT, FLANGE	2	
54	1FK-2176U-00	SHAFT, LOCK	1	
55	1FK-2175K-00	LEVER, LOCK	1	

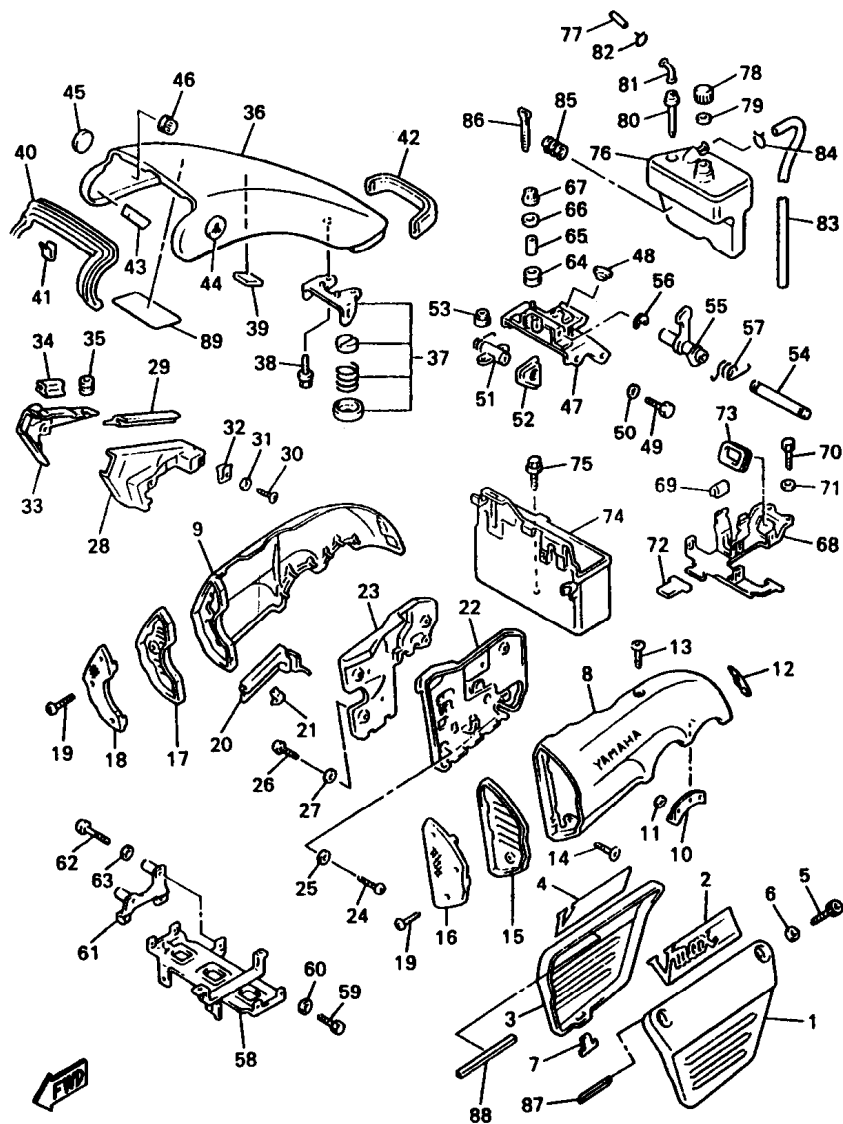
FIG. 23 SIDE COVER



3JP100-7230

REF. NO.	PART NO.	DESCRIPTION	Q'TY	REMARKS
56	99080-05600	CIRCLIP	2	
57	1FK-2176V-00	SPRING, LOCK 2	1	
58	1FK-21243-01	PLATE, BRIDGE	1	
59	97027-06012	BOLT	4	
60	92907-06600	WASHER, PLATE	4	
61	1FK-2172K-01	BRACKET 1	1	
62	98507-06040	SCREW, PAD HEAD	2	
63	92907-06600	WASHER, PLATE	2	
64	90480-12475	GROMMET	2	
65	90387-060A7	COLLAR	2	
66	90201-06059	WASHER, PLATE	2	
67	95707-06500	NUT, FLANGE	2	
68	3UF-21359-00	BRACKET, COIL	1	
69	1FK-2171L-00	MOLE, SIDE COVER 1	2	
70	97027-06012	BOLT	2	
71	92907-06600	WASHER, PLATE	2	
72	2N4-21717-00	DAMPER	1	
73	214-84153-60	GROMMET, WIREHERNESS	1	
74	1FK-2177G-00	BOX, BATTERY	1	
75	90119-06056	BOLT, WITH WASHER	2	
76	1FK-21871-00	TANK, RECOVERY	1	
77	1FK-21816-00	PIPE 1	1	
78	26H-21875-00	CAP	1	
79	26H-21874-00	GASKET	1	
80	26H-21816-01	PIPE 1	1	
81	26H-21828-00	ELBOW	1	
82	90467-11019	CLIP	1	
83	1FK-21826-00	PIPE, BREATHER	1	

FIG. 23 SIDE COVER

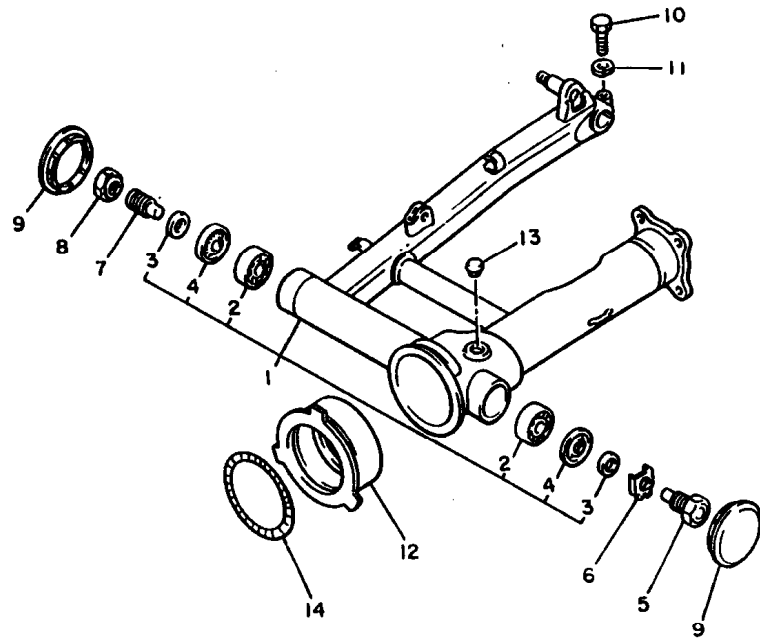


3JP100-7230

REF. NO.	PART NO.	DESCRIPTION	Q'TY	REMARKS
84	90467-09006	CLIP	1	
85	1FK-2177M-00	DAMPER, LOCATING 3	1	
86	5Y9-12491-00	CLAMP 1	1	
87	4KB-21268-00	SEAL	1	
88	3TU-28344-00	TAPE	1	
89	3JP-2179V-70	PLATE, EPA 1	1	UR FOR U49
	3JP-2179R-70	PLATE, EPA 2	1	UR FOR CALIFORNIA



FIG. 24 REAR ARM



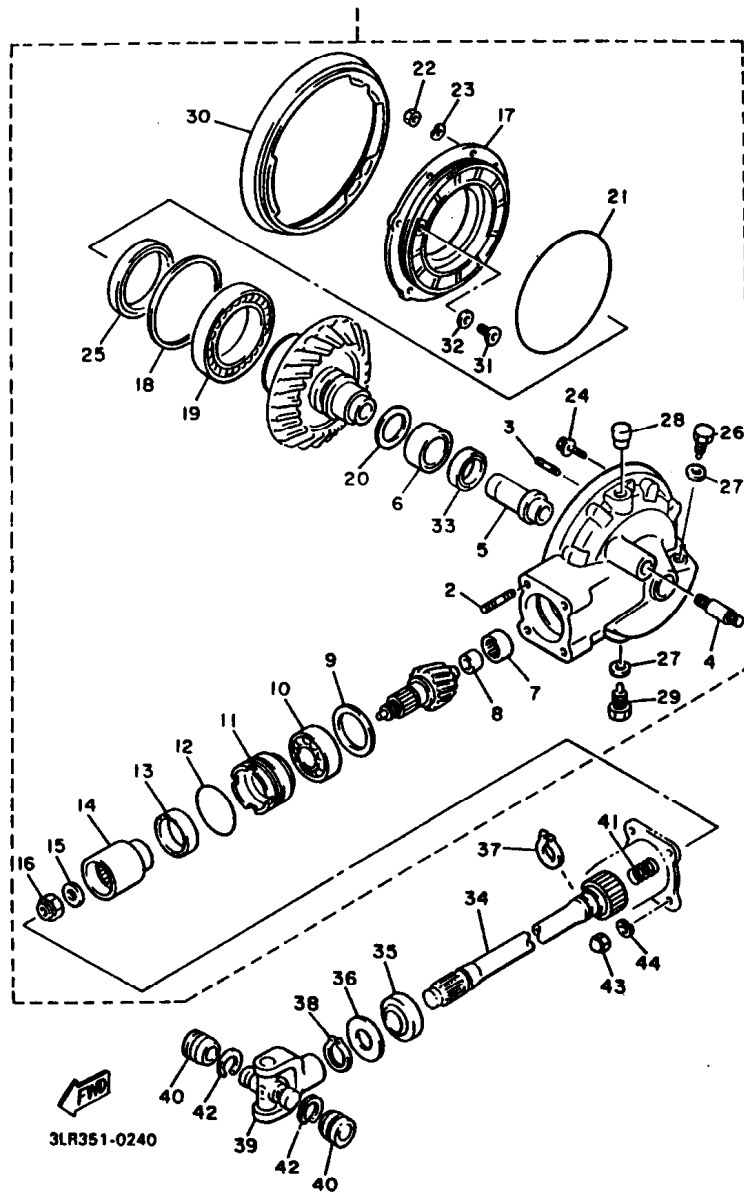
REF. NO.	PART NO.	DESCRIPTION	Q'TY	REMARKS
1	2EN-W2211-00-35	REAR ARM COMP.	1	SILVER
2	93332-00010	.BEARING	2	
3	90387-17543	.COLLAR	2	
4	93102-25017	.OIL SEAL	2	
5	42X-22141-00	SHAFT, PIVOT	1	
6	90215-22238	WASHER, LOCK	1	
7	1J7-22141-00	SHAFT, PIVOT	1	
8	1J7-22143-00	NUT	1	
9	2H7-2219X-00	COVER	2	
10	97004-08035	BOLT	1	
11	92990-08600	WASHER, PLATE	1	
12	26H-22189-00	BOOT, RUBBER	1	
13	90338-20113	PLUG	1	
14	90506-07136	SPRING, TENSION	1	



1FK110-5230

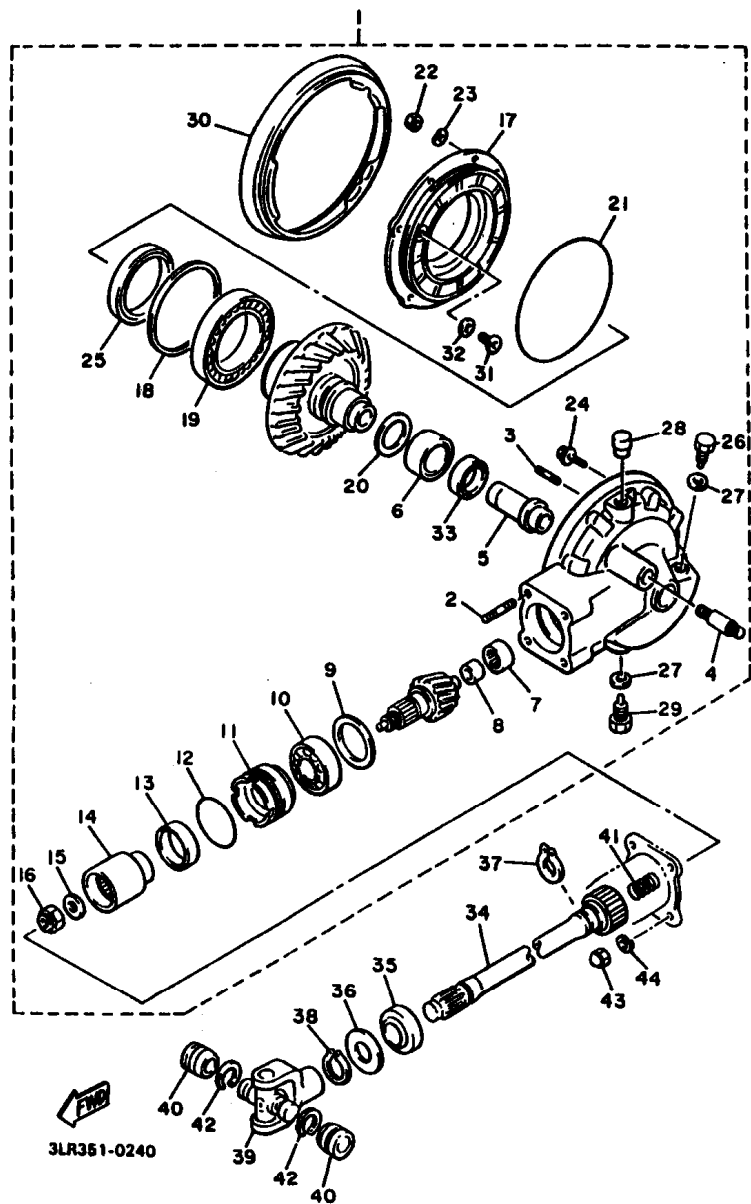
E3

FIG. 25 DRIVE SHAFT



REF. NO.	PART NO.	DESCRIPTION	Q'TY	REMARKS
1	1FK-46101-02	REAR AXLE GEAR CASE ASSY	1	
2	90116-10593	.BOLT, STUD	4	
3	90116-08427	.BOLT, STUD	6	
4	90116-10249	.BOLT, STUD	1	
5	1FK-46153-00	.COLLAR, GUIDE	1	
6	93311-43729	.BEARING, CYLINDRICAL	1	
7	93317-41510	.BEARING, CYLINDRICAL	1	
8	2H7-46122-00	.RACE, INNER	1	
9	1J7-17537-Y0-30	.SHIM, THRUST (0.30T)	1	UR
	1J7-17537-Y0-40	.SHIM, THRUST (0.40T)	1	UR
	1J7-17537-Y0-50	.SHIM, THRUST (0.50T)	1	UR
10	93306-30533	.BEARING (B6305RB1 SPECIAL)	1	
11	4H7-46125-00	.RETAINER, BEARING	1	
12	93210-60426	.O-RING	1	
13	93101-38098	.OIL SEAL	1	
14	4H7-46123-01	.COUPLING, GEAR	1	
15	90201-166R5	.WASHER, PLATE	1	
16	90179-16661	.NUT	1	
17	1FK-46152-01	.HOUSING, BEARING	1	
18	1J7-46117-Y0-25	.SHIM, RING GEAR (0.25T)	1	UR
	1J7-46117-Y0-30	.SHIM, RING GEAR (0.30T)	1	UR
	1J7-46117-Y0-40	.SHIM, RING GEAR (0.40T)	1	UR
	1J7-46117-Y0-50	.SHIM, RING GEAR (0.50T)	1	UR
19	93318-01403	.BEARING, CYLINDRICAL	1	
20	22U-46118-00-12	.SHIM, THRUST (1.2T)	1	UR
	22U-46118-00-14	.SHIM, THRUST (1.4T)	1	UR
	22U-46118-00-16	.SHIM, THRUST (1.6T)	1	UR
	22U-46118-00-18	.SHIM, THRUST (1.8T)	1	UR

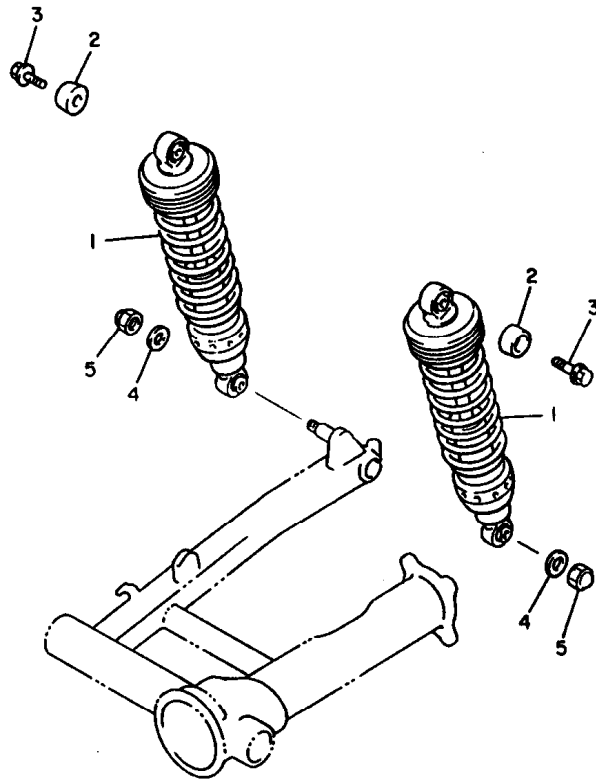
FIG. 25 DRIVE SHAFT



REF. NO.	PART NO.	DESCRIPTION	Q'TY	REMARKS
20	22U-46118-00-20	.SHIM, THRUST (2.0T)	1	UR
21	93211-54698	.O-RING	1	
22	95333-08600	.NUT	6	
23	92907-08700	.WASHER	6	
24	90105-100A4	.BOLT, WASHER BASED	2	
25	93102-70167	.OIL SEAL	1	
26	90340-14132	.PLUG, STRAIGHT SCREW	1	
27	214-11198-01	.GASKET	2	
28	2H7-17590-00	.BREATHER COMP.	1	
29	90340-14132	.PLUG, STRAIGHT SCREW	1	
30	1FK-46154-00	.COVER, HOUSING	1	
31	1FK-46156-00	.STOPPER, RING GEAR	1	
32	1FK-46157-00-15	.SHIM, STOPPER (T=0.15)	1	UR
	1FK-46157-00-20	.SHIM, STOPPER (T=0.20)	1	UR
33	93101-30084	.OIL SEAL	1	
34	1FK-46172-00	SHAFT, DRIVE	1	
35	93108-43013	OIL SEAL	1	
36	90201-231A2	WASHER, PLATE	1	
37	93410-23056	CIRCLIP	1	
38	93410-22039	CIRCLIP	1	
39	4X7-46180-00	CROSS JOINT COMP.	1	
40	93399-99926	BEARING	2	
41	90501-16491	SPRING, COMPRESSION	1	
42	93440-20088	CIRCLIP	2	
43	90176-10075	NUT, CROWN	4	
44	92990-10100	WASHER, SPRING	4	

FIG. 26 REAR SUSPENSION

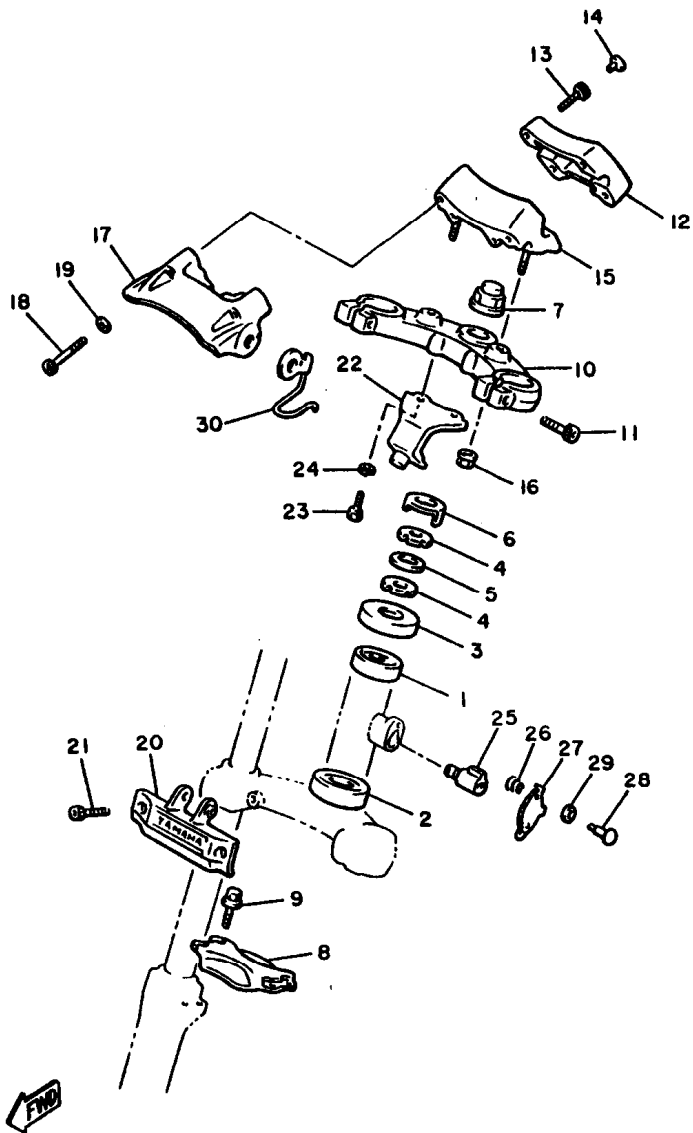
REF. NO.	PART NO.	DESCRIPTION	Q'TY	REMARKS
1	3JP-22210-00	SHOCK ABSORBER ASSY, REAR	2	
2	42X-22243-00	WASHER 1	2	
3	95024-08020	BOLT, FLANGE	2	
4	90201-100A1	WASHER, PLATE	2	
5	90176-10073	NUT, CROWN	2	



1FK110-5250

**E6**

FIG. 27 STEERING



2LT171-7260

REF. NO.	PART NO.	DESCRIPTION	Q'TY	REMARKS
1	93332-00001	BEARING	1	
2	93332-00008	BEARING	1	
3	1J7-23415-00	COVER, BALL RACE 1	1	
4	90179-25033	NUT	2	
5	90202-26142	WASHER, PLATE	1	
6	26H-23418-01	WASHER, SPECIAL	1	
7	90176-22050	NUT, CROWN	1	
8	3LR-2313A-00	BRACE, FORK	1	
9	95024-08016	BOLT, FLANGE	4	
10	1FK-23435-10	CROWN, HANDLE	1	
11	91314-08040	BOLT	2	
12	1FK-23441-00-38	HOLDER, HANDLE UPPER	1	CLEAR (WITH BUFF)
13	91317-08030	BOLT	4	
14	90338-08163	PLUG	4	
15	1FK-23442-00-38	HOLDER, HANDLE LOWER	1	CLEAR (WITH BUFF)
16	95607-10200	NUT, SELF-LOCKING	2	
17	1FK-23437-00-38	COVER, CROWN	1	CLEAR (WITH BUFF)
18	91314-06050	BOLT	2	
19	92990-06600	WASHER, PLATE	2	
20	1FK-23174-00	STAY, HEADLIGHT	1	
21	91314-06020	BOLT	2	
22	1FK-23486-00	STAY, PLATE	1	
23	97007-06012	BOLT	2	
24	92907-06600	WASHER, PLATE	2	
25	2A6-23408-00	STEERING LOCK ASSY	1	
26	90502-09024	SPRING, CONICAL	1	
27	584-23484-01	CAP, HANDLE LOCK	1	
28	90269-04003	RIVET	1	

FIG. 27 STEERING

REF. NO.	PART NO.	DESCRIPTION	Q'TY	REMARKS
29	90208-04029	WASHER, CONICAL SPRING	1	
30	1FK-23317-00	HOLDER, CABLE	1	

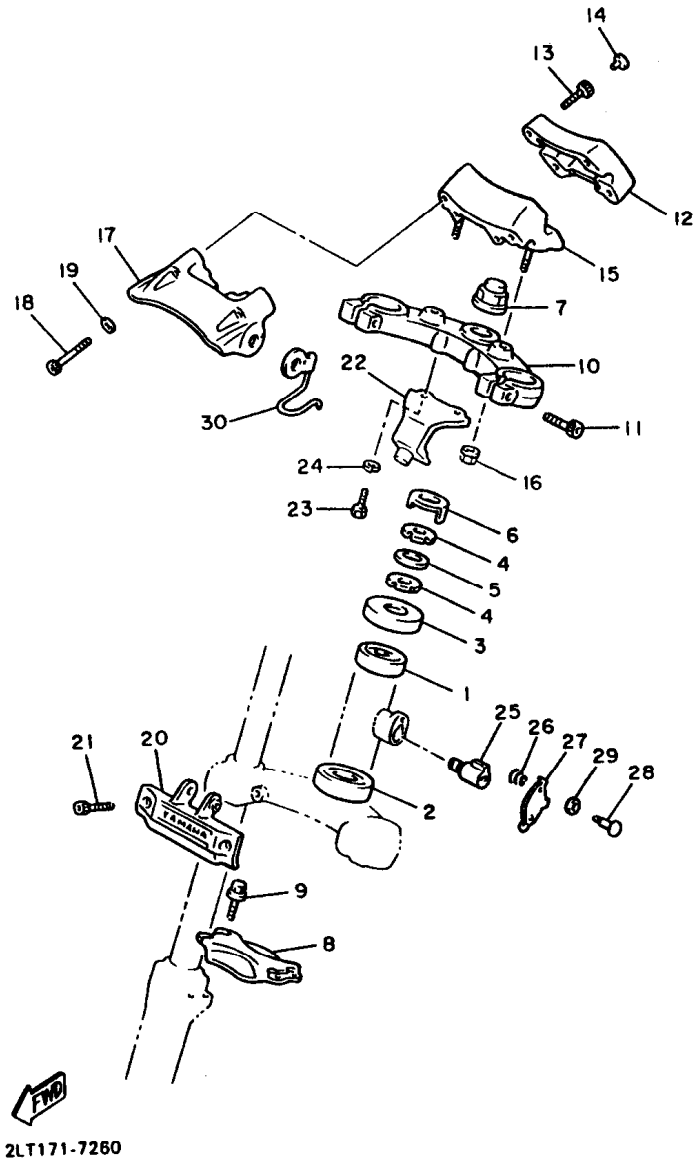
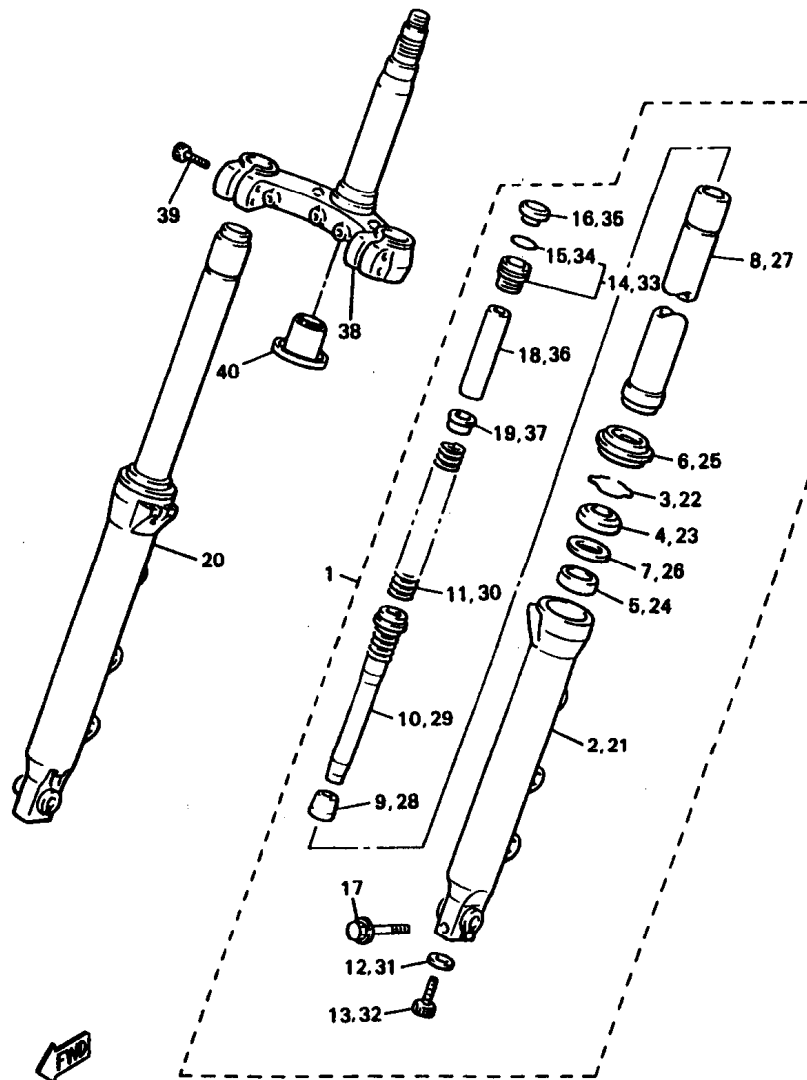


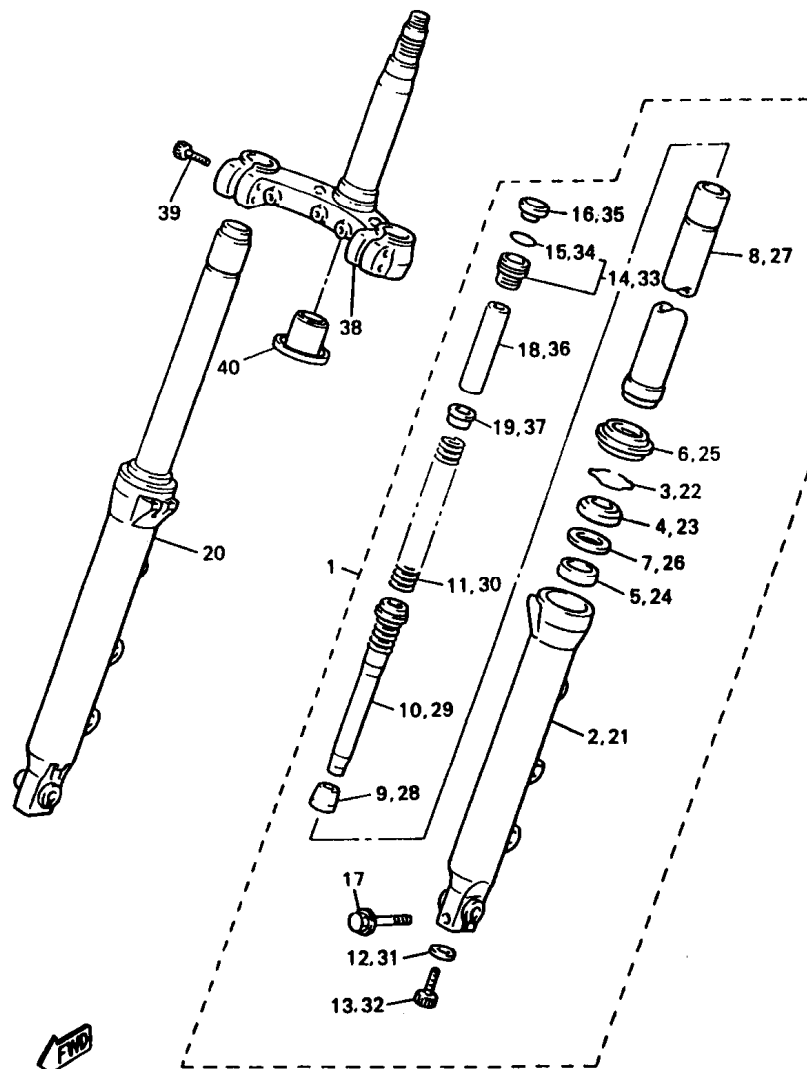
FIG. 28 FRONT FORK



3JP110-6270

REF. NO.	PART NO.	DESCRIPTION	Q'TY	REMARKS
1	3JP-23102-00	FRONT FORK ASSY (L.H)	1	
2	3JP-23126-00	.TUBE, OUTER (LEFT)	1	
3	4V4-23153-L0	.RING, SNAP	1	
4	4KG-23145-00	.OIL SEAL	1	
5	3XJ-23125-L0	.METAL, SLIDE 1	1	
6	4KG-23144-00	.SEAL, DUST	1	
7	4V4-23146-L0	.WASHER, OIL SEAL	1	
8	3LR-23110-00	.INNER TUBE COMP.1	1	
9	3GM-23173-00	.SPINDLE, TAPER	1	
10	3LR-23170-00	.CYLINDER COMP., FRONT FORK	1	
11	3LR-23141-00	.SPRING, FRONT FORK	1	
12	4V4-23158-L0	.GASKET	1	
13	4V4-23181-L0	.BOLT, HEXAGON SOCKET HEAD	1	
14	3LR-23111-00	.BOLT, CAP	1	
15	4V4-23188-L0	..O-RING	1	
16	3LR-23168-00	.CAP, FRONT FORK	1	
17	95824-08045	.BOLT, FLANGE	1	
18	3YF-23118-00	.SPACER	1	
19	3LR-23149-00	.WASHER, SPRING UPPER	1	
20	3JP-23103-00	FRONT FORK ASSY (R.H)	1	
21	3JP-23136-00	.TUBE, OUTER (RIGHT)	1	
22	4V4-23153-L0	.RING, SNAP	1	
23	4KG-23145-00	.OIL SEAL	1	
24	3XJ-23125-L0	.METAL, SLIDE 1	1	
25	4KG-23144-00	.SEAL, DUST	1	
26	4V4-23146-L0	.WASHER, OIL SEAL	1	
27	3LR-23110-00	.INNER TUBE COMP.1	1	
28	3GM-23173-00	.SPINDLE, TAPER	1	

FIG. 28 FRONT FORK

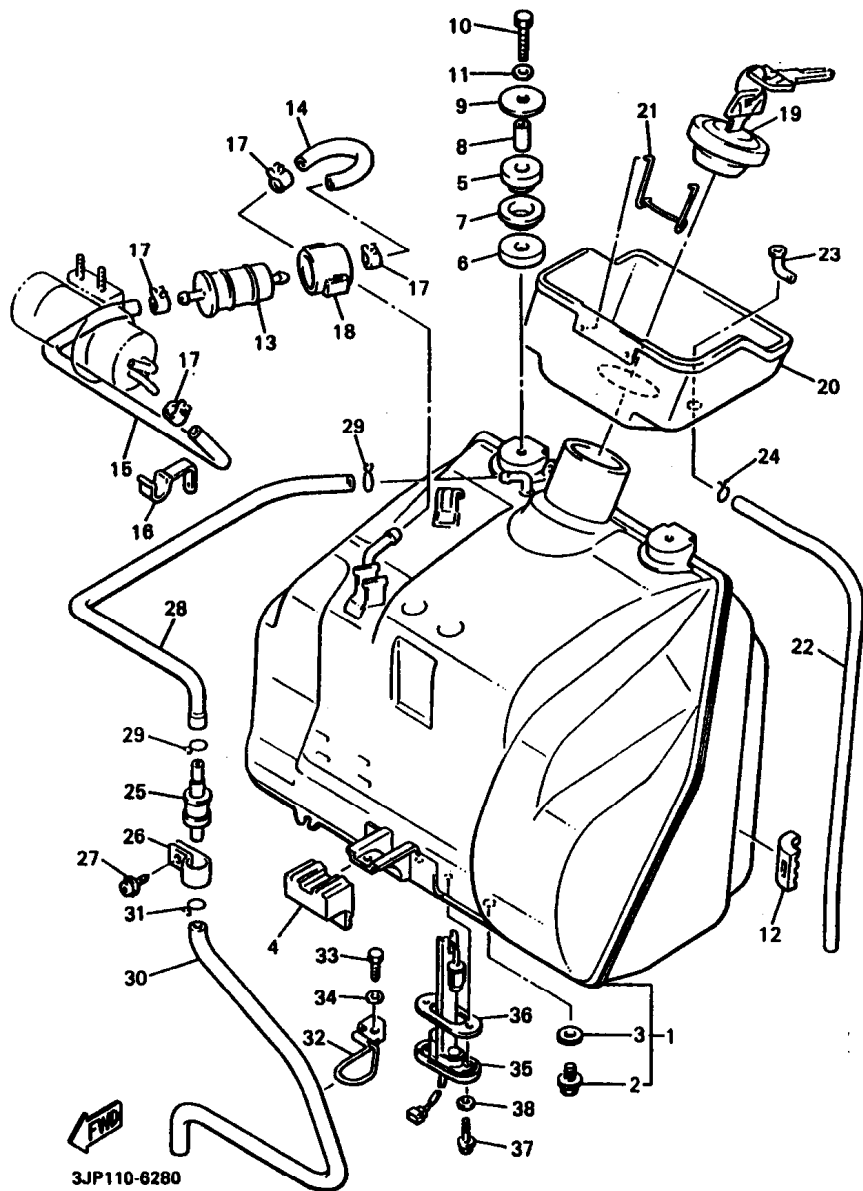


3JP110-6270

REF. NO.	PART NO.	DESCRIPTION	Q'TY	REMARKS
29	3LR-23170-00	•CYLINDER COMP., FRONT FORK	1	
30	3LR-23141-00	•SPRING, FRONT FORK	1	
31	4V4-23158-L0	•GASKET	1	
32	4V4-23181-L0	•BOLT, HEXAGON SOCKET HEAD	1	
33	3LR-23111-00	•BOLT, CAP	1	
34	4V4-23188-L0	•O-RING	1	
35	3LR-23168-00	•CAP, FRONT FORK	1	
36	3YF-23118-00	•SPACER	1	
37	3LR-23149-00	•SEAT, SPRING UPPER	1	
38	3LR-23340-00	UNDER BRACKET COMP.	1	
39	91314-08032	BOLT	4	
40	4KM-23123-01	COVER, LOWER	1	

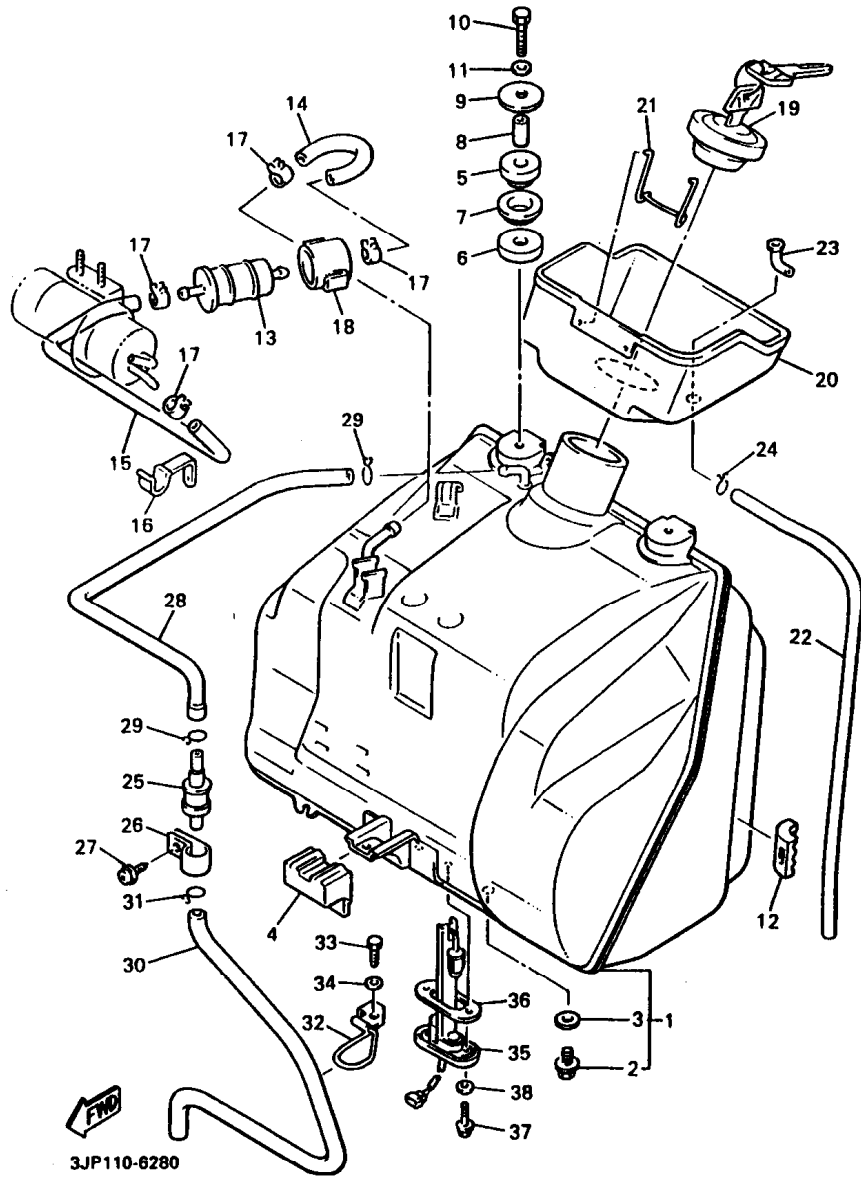


FIG. 29 FUEL TANK (NON-CALIFORNIA)



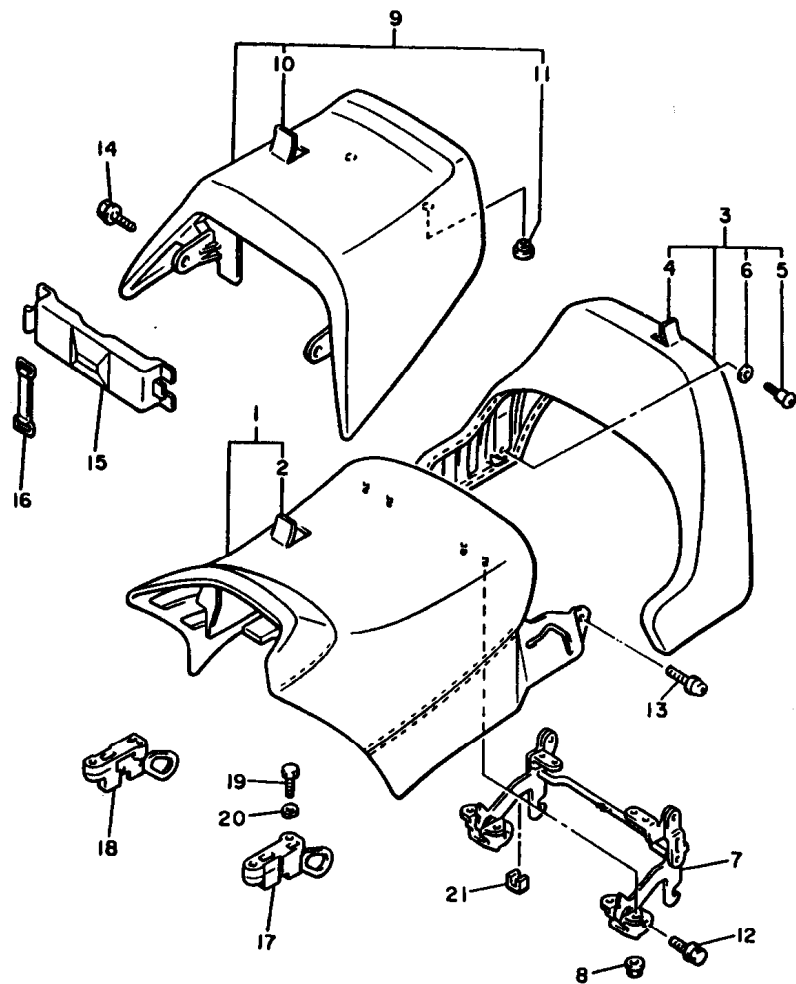
REF. NO.	PART NO.	DESCRIPTION	Q'TY	REMARKS
1	1FK-24110-01-33	FUEL TANK COMP.	1	YAMAHA BLACK
2	95817-08012	•BOLT, FLANGE	1	
3	90201-08087	•WASHER, PLATE	1	
4	1FK-24181-00	DAMPER, LOCATING 1	1	
5	1FK-24182-00	DAMPER, LOCATING 2	2	
6	23T-24724-01	DAMPER, SEAT	2	
7	1FK-24186-00	WASHER, SPECIAL	2	
8	90387-06387	COLLAR	2	
9	90201-065G8	WASHER, PLATE	2	
10	97017-06030	BOLT	2	
11	92907-06600	WASHER, PLATE	2	
12	1FK-24184-00	DAMPER, LOCATING 4	2	
13	1FK-24560-00	FILTER ASSY	1	
14	1FK-24314-00	PIPE 4	1	
15	1FK-24315-00	PIPE 5	1	
16	90464-30071	CLAMP	1	
17	90467-12124	CLIP	4	
18	1FK-24566-00	BRACKET, FILTER	1	
19	47G-24650-00	CAP ASSY	1	
20	1FK-2414A-00	COVER, FILLER	1	
21	1FK-24393-00	SPRING	1	
22	90445-086A8	HOSE	1	
23	1FK-24376-00	PIPE, JOINT 1	1	
24	90467-08021	CLIP	1	
25	25H-24180-00	ROLL OVER VALVE ASSY	1	
26	90461-15100	CLAMP	1	
27	97707-50612	SCREW, TAPPING	1	
28	1FK-24311-00	PIPE, FUEL 1	1	

FIG. 29 FUEL TANK (NON-CALIFORNIA)



REF. NO.	PART NO.	DESCRIPTION	Q'TY	REMARKS
29	90467-10008	CLIP	2	
30	90445-105G5	HOSE	1	
31	90467-09006	CLIP	1	
32	1FK-2419A-00	HOLDER	1	
33	97017-06018	BOLT	1	
34	92907-06600	WASHER, PLATE	1	
35	1FK-85752-00	SENDER UNIT ASSY, FUEL METER	1	
36	42X-85753-00	GASKET, SENDER UNIT	1	
37	90149-06011	SCREW	2	
38	90202-05187	WASHER, PLATE	2	

FIG. 30 SEAT



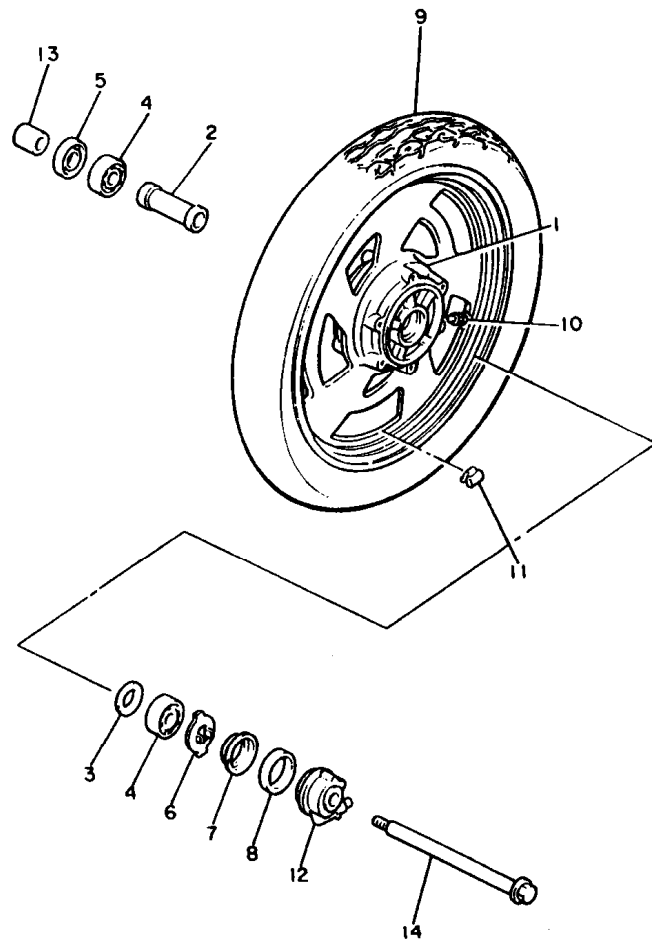
REF. NO.	PART NO.	DESCRIPTION	Q'TY	REMARKS
1	2HY-24771-00	COVER, SEMI-DOUBLE SEAT	1	BLACK/GRAY
2	2HY-24711-00	.COVER, SINGLE SEAT	1	BLACK
3	1FK-24790-00	SEAT BACK ASSY	1	
4	1FK-24791-00	.COVER, SEAT BACK	1	
5	1FK-2476F-00	.PIN, GUIDE	2	
6	1FK-24736-00	.WASHER	2	
7	1FK-24772-00	HINGE ASS'Y	1	
8	95707-06500	NUT, FLANGE	8	
9	2HY-24750-00	TANDEM SEAT ASSY	1	BLACK/GRAY
10	2HY-24751-00	.COVER, TANDEM SEAT	1	BLACK
11	22W-24741-00	.PAD, SEAT	2	
12	95807-06012	BOLT, FLANGE	2	
13	90159-06071	SCREW, WITH WASHER	2	
14	90119-06044	BOLT, WITH WASHER	2	
15	1FK-2473T-00	LID 1	1	
16	5H9-21376-00	BAND, TOOL	1	
17	1FK-24760-00	SEAT LEVER ASSY	1	
18	1FK-24780-00	SEAT LOCK ASSY	1	
19	97027-06012	BOLT	4	
20	92907-06600	WASHER, PLATE	4	
21	3UF-24737-00	DAMPER, SEAT	2	



3LR351-0290

E13

FIG. 31 FRONT WHEEL

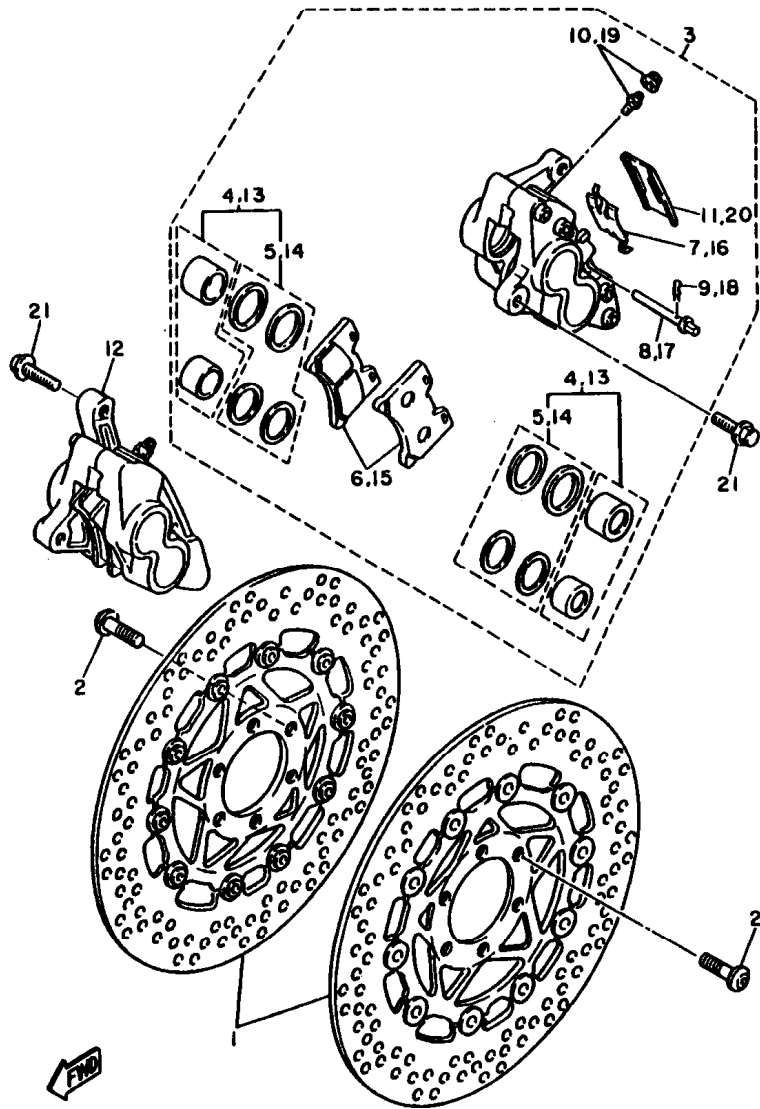


REF. NO.	PART NO.	DESCRIPTION	Q'TY	REMARKS
1	3JP-25168-00-33	CAST WHEEL, FRONT	1	YAMAHA BLACK
2	90560-17322	SPACER	1	
3	146-25315-00	FLANGE, SPACER	1	
4	93306-30317	BEARING	2	
5	93102-28022	OIL SEAL	1	
6	341-25149-00	CLUTCH, METER	1	
7	341-25846-00	RETAINER, CLUTCH	1	
8	93105-45017	OIL SEAL	1	
9	94111-1805F	TIRE (110/90-V18 G525)	1	UR BRIDGESTONE
	94111-1805D	TIRE (110/90-V18 F20)	1	UR DUNLOP
10	93900-00016	VALVE, RIM	1	BRIDGESTONE
11	29L-25398-00	BALANCER, WHEEL (10G)	1	UN
	29L-25398-10	BALANCER, WHEEL (20G)	1	UN
	29L-25398-20	BALANCER, WHEEL (30G)	1	UN
12	1FK-25190-01	GEAR UNIT ASSY	1	
13	90387-173R6	COLLAR	1	
14	1FK-25181-00	AXLE, WHEEL	1	

 2WE110-8300

**E14**

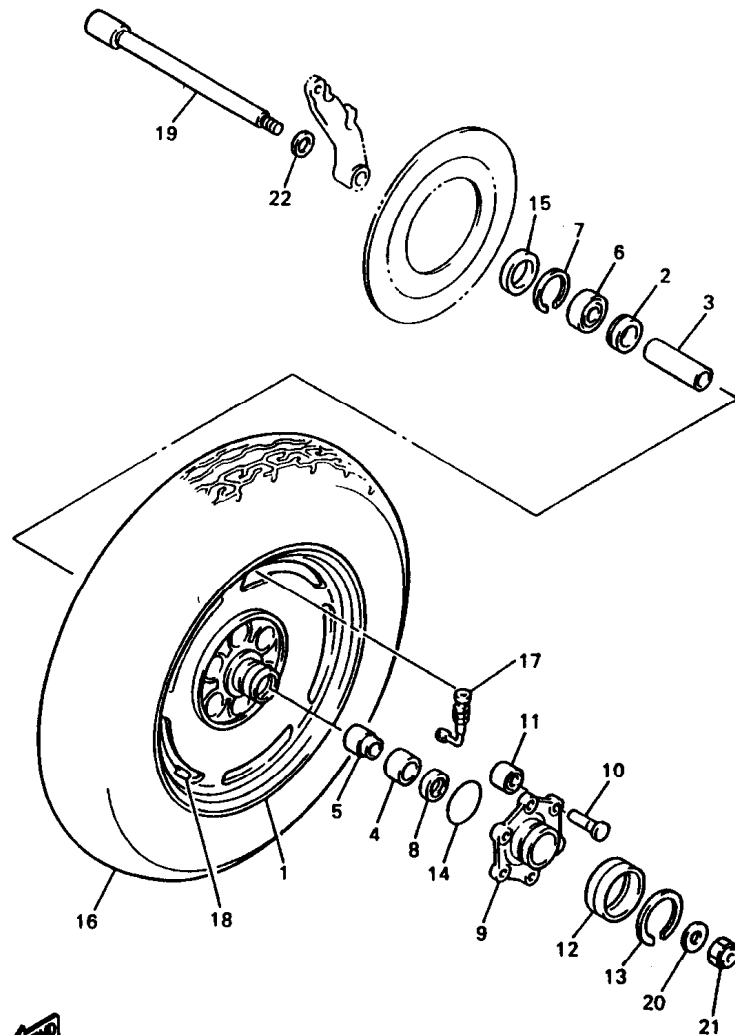
FIG. 32 FRONT BRAKE CALIPER



3HE351-1300

REF. NO.	PART NO.	DESCRIPTION	Q'TY	REMARKS
1	3JP-2581T-00	DISC BRAKE ASSY	2	
2	90109-083G4	BOLT	12	
3	3JP-2580T-00	CALIPER ASSY (LEFT)	1	
4	3HE-W0057-50	.PISTON ASSY, CALIPER	2	
5	3HE-W0047-50	..CALIPER SEAL KIT	2	
6	3GM-W0045-02	.BRAKE PAD KIT	1	
7	3GM-25919-00	.SUPPORT, PAD	1	
8	3HE-25924-00	.PIN, PAD	2	
9	3GM-25925-00	.CLIP	2	
10	1J3-W0048-00	.BREED SCREW KIT	1	
11	1KT-25836-00	.COVER, DUST	1	
12	3JP-2580U-00	CALIPER ASSY (RIGHT)	1	
13	3HE-W0057-50	.PISTON ASSY, CALIPER	2	
14	3HE-W0047-50	..CALIPER SEAL KIT	2	
15	3GM-W0045-02	.BRAKE PAD KIT	1	
16	3GM-25919-00	.SUPPORT, PAD	1	
17	3HE-25924-00	.PIN, PAD	2	
18	3GM-25925-00	.CLIP	2	
19	1J3-W0048-00	.BREED SCREW KIT	1	
20	1KT-25836-00	.COVER, DUST	1	
21	90105-10638	BOLT, WASHER BASED	4	

FIG. 33 REAR WHEEL

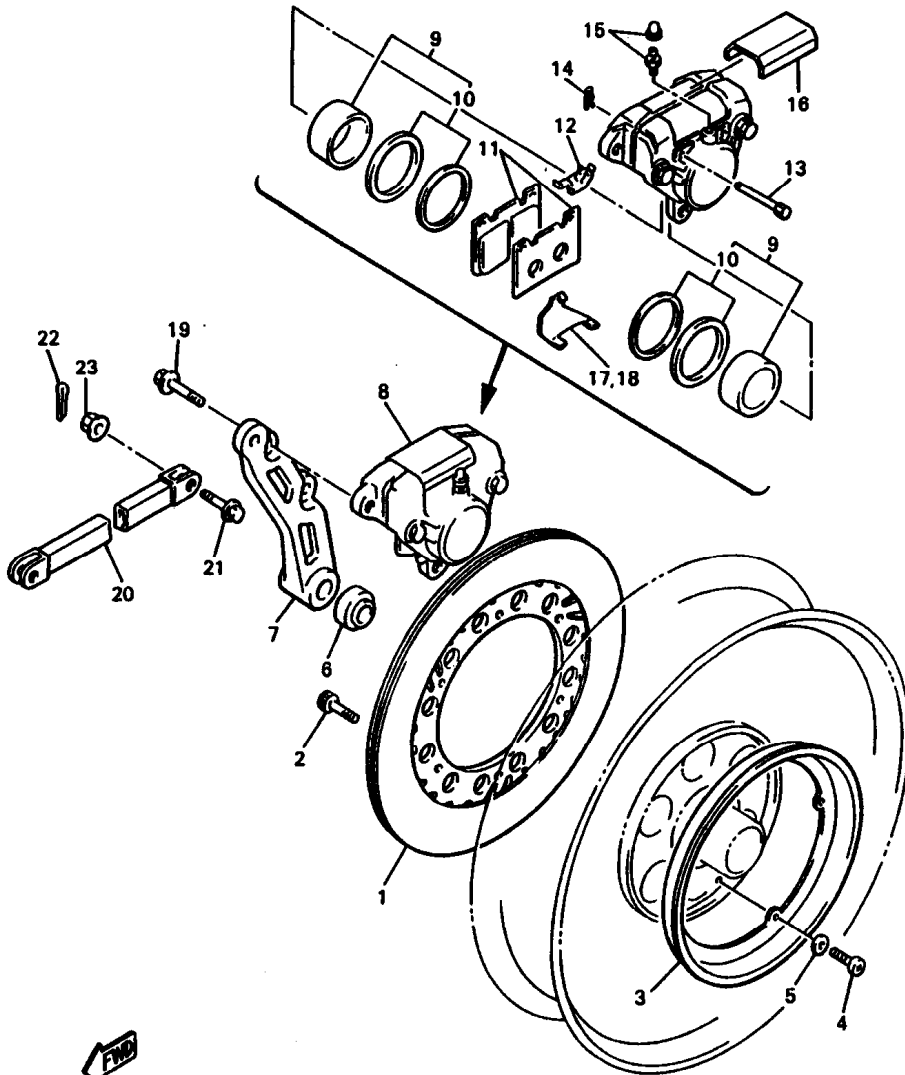


3JP110-6320

REF. NO.	PART NO.	DESCRIPTION	Q'TY	REMARKS
1	3JP-25338-00-33	CAST WHEEL, REAR	1	YAMAHA BLACK
2	2H7-25315-00	FLANGE, SPACER	1	
3	90560-20295	SPACER	1	
4	93317-32677	BEARING, CYLINDRICAL	1	
5	90387-203H7	COLLAR	1	
6	93306-30437	BEARING	1	
7	99009-52500	CIRCLIP	1	
8	93102-25064	OIL SEAL	1	
9	26H-25366-00	CLUTCH, HUB	1	
10	90249-12167	PIN	6	
11	1FK-25364-00	DAMPER	6	
12	1J7-25319-01	SEAL, HUB DUST	1	
13	93440-45022	CIRCLIP	1	
14	93210-68347	O-RING	1	
15	93106-40027	OIL SEAL	1	
16	94115-1505G	TIRE (150/90-V15 G528)	1	UR BRIDGESTONE
	94115-1505E	TIRE (150/90-V15 K525)	1	UR DUNLOP
17	93900-00016	VALVE, RIM	1	BRIDGESTONE
18	29L-25398-00	BALANCER, WHEEL (10G)	1	UN
	29L-25398-10	BALANCER, WHEEL (20G)	1	UN
	29L-25398-20	BALANCER, WHEEL (30G)	1	UN
19	4NK-25381-00	AXLE, WHEEL	1	
20	90201-185R7	WASHER, PLATE	1	
21	90185-18167	NUT, SELF-LOCKING	1	
22	92903-20600	WASHER	1	

FIG. 34 REAR BRAKE CALIPER

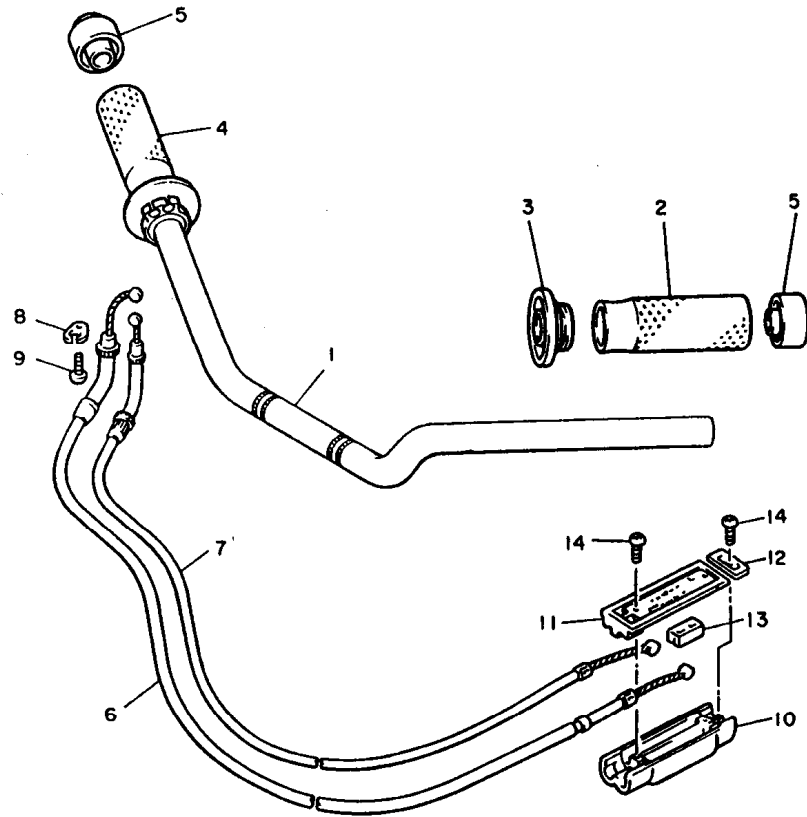
REF. NO.	PART NO.	DESCRIPTION	Q'TY	REMARKS
1	3JP-2582U-00	DISC, BRAKE (RIGHT)	1	
2	90109-083G4	BOLT	6	
3	1FK-25327-00	COVER, PLATE	1	
4	98507-05020	SCREW, PAN HEAD	4	
5	92907-05600	WASHER, PLATE	4	
6	90387-200J2	COLLAR	1	
7	1FK-25819-00	BRACKET, CALIPER	1	
8	4BH-2580W-00	CALIPER ASSY, REAR 2	1	
9	31A-W0057-00	PISTON ASSY, CALIPER	1	
10	31A-W0047-00	CALIPER SEAL KIT	1	
11	1FK-W0046-01	BRAKE PAD KIT, 2	1	
12	26H-25919-00	SUPPORT, PAD	1	
13	3HE-25924-00	PIN, PAD	2	
14	3GM-25925-00	CLIP	2	
15	1J3-W0048-00	BREED SCREW KIT	2	
16	41Y-25836-00	COVER, DUST	1	
17	1FK-25827-00	SHIM, CALIPER	1	
18	1FK-25828-00	SHIM, CALIPER	1	
19	90105-10638	BOLT, WASHER BASED	2	
20	36Y-25371-00	BAR, TENSION	1	
21	90105-08777	BOLT, WASHER BASED	2	
22	91490-20025	PIN, COTTER	2	
23	95704-08500	NUT, FLANGE	2	



3JP100-7340

F3

FIG. 35 STEERING HANDLE • CABLE



REF. NO.	PART NO.	DESCRIPTION	Q'TY	REMARKS
1	1FK-26111-10	HANDLEBAR	1	
2	3JB-26241-00	GRIP (LEFT)	1	
3	3JB-26273-00	ROTOR	1	
4	3JB-26240-00	GRIP ASSY	1	
5	3JB-2628J-00	CAP, GRIP	2	
6	1FK-26311-00	CABLE, THROTTLE 1	1	
7	1FK-26312-00	CABLE, THROTTLE 2	1	
8	5H0-26393-00	HOLDER	1	
9	98507-05008	SCREW, PAN HEAD	1	
10	36Y-26261-00	CONNECTOR, CABLE	1	
11	36Y-26262-00	CAP, CABLE CONNECTOR	1	
12	36Y-26272-00	CAP	1	
13	26H-26244-01	SLIDER, THROTTLE	2	
14	97707-30112	SCREW, TAPPING	3	

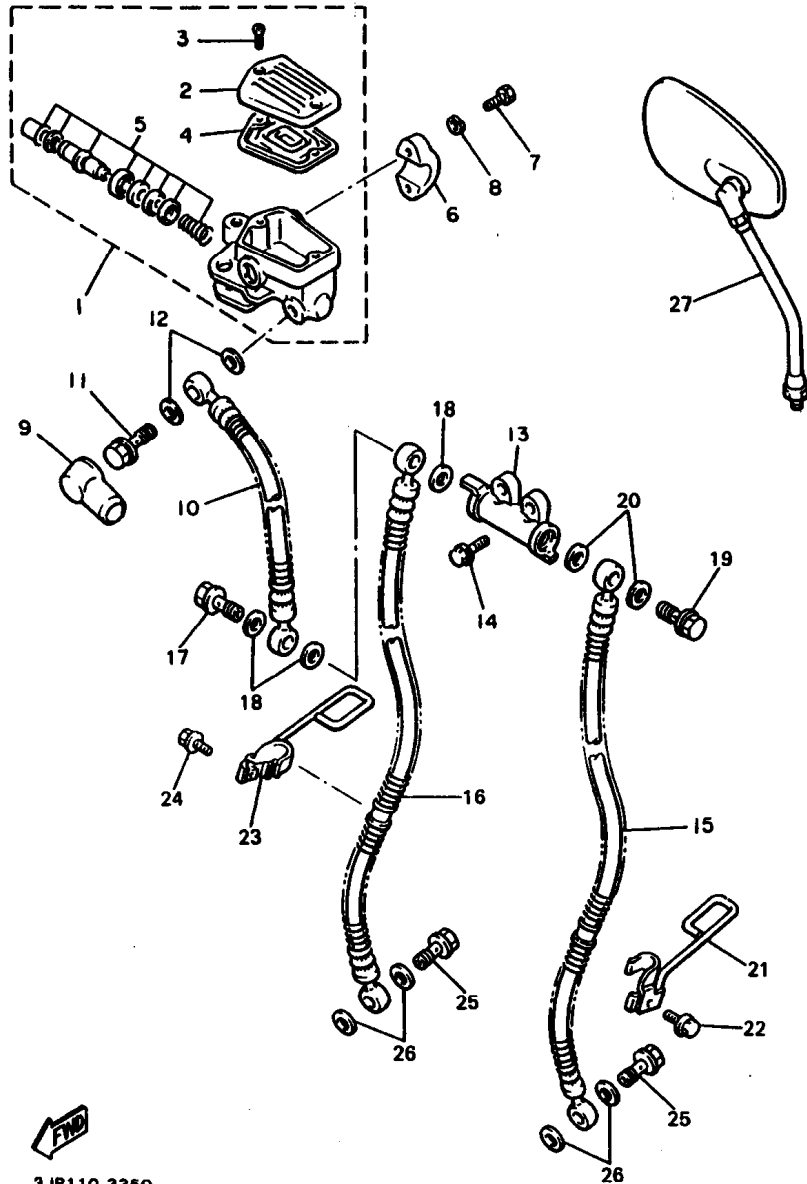


3JP110-0340

**F4**



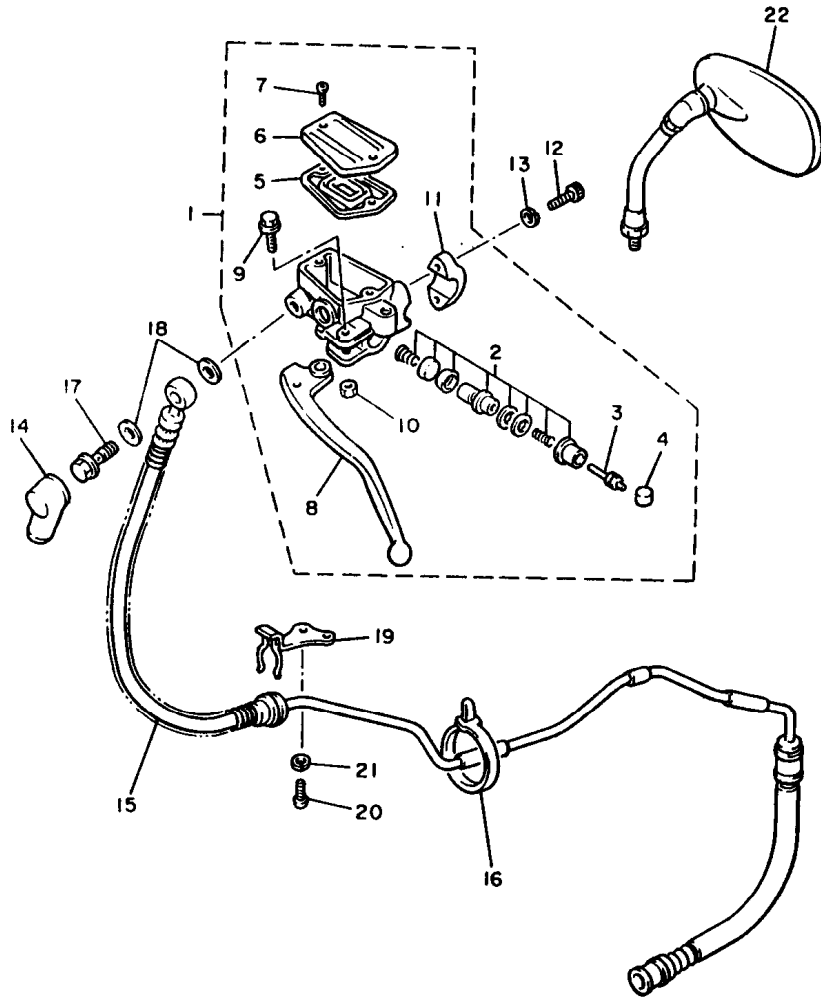
FIG. 36 FRONT MASTER CYLINDER



3JP110-3350

REF. NO.	PART NO.	DESCRIPTION	Q'TY	REMARKS
1	3HE-2583T-00	MASTER CYLINDER ASSY	1	
2	3HE-25852-00	.CAP, RESERVOIR	1	
3	98707-04012	.SCREW, FLAT HEAD	2	
4	36Y-25854-00	.DIAPHRAGM, RESERVOIR	1	
5	36Y-W0041-00	.CYLINDER KIT, MASTER	1	
6	36Y-25867-00	BRACKET, MASTER CYLINDER	1	
7	90110-06240	BOLT, HEXAGON SOCKET HEAD	2	
8	92907-06100	WASHER, SPRING	2	
9	4L0-25862-00	BOOT, MASTER CYLINDER	1	
10	1FK-25872-02	HOSE, BRAKE 1	1	
11	90401-10159	BOLT, UNION	1	
12	90201-10118	WASHER, PLATE	2	
13	42H-25885-01	JOINT	1	
14	91317-06020	BOLT	2	
15	3LR-25873-01	HOSE, BRAKE 2	1	
16	3LR-25874-01	HOSE, BRAKE	1	
17	90401-10160	BOLT, UNION	1	
18	90201-10118	WASHER, PLATE	3	
19	90401-10159	BOLT, UNION	1	
20	90201-10118	WASHER, PLATE	2	
21	55R-25875-00	HOLDER, BRAKE HOSE 1	1	
22	95024-06016	BOLT, FLANGE	1	
23	55R-25876-00	HOLDER, BRAKE HOSE 2	1	
24	95024-06016	BOLT, FLANGE	1	
25	90401-10159	BOLT, UNION	2	
26	90201-10118	WASHER, PLATE	4	
27	1AA-26290-02	REAR VIEW MIRROR ASSY(RIGHT)	1	

FIG. 37 FRONT MASTER CYLINDER 2



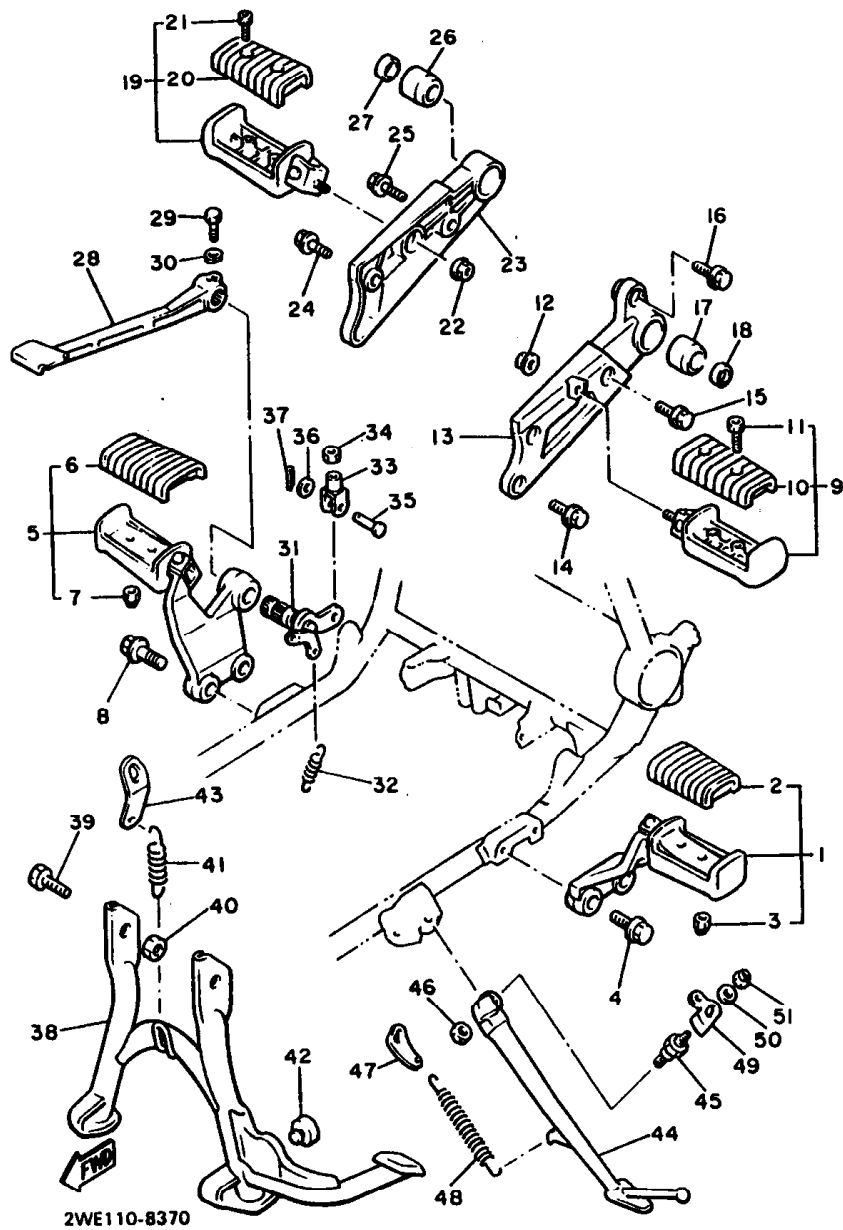
REF. NO.	PART NO.	DESCRIPTION	Q'TY	REMARKS
1	1FK-26450-10	MASTER CYLINDER ASSY (CLUTCH)	1	
2	2KW-W0099-00	-CYLINDER KIT, MASTER (CLUTCH)	1	
3	26H-26464-00	-ROD, PUSH	1	
4	3GM-26455-00	-BUSH	1	
5	1AE-26454-00	-DIAPHRAGM, RESERVOIR	1	
6	1FK-26452-01	-CAP, RESERVOIR	1	
7	98707-04012	-SCREW, FLAT HEAD	2	
8	1FK-83912-01	-LEVER 1	1	
9	1FK-2589F-00	-BOLT, LEVER	1	
10	95617-06100	-NUT, U	1	
11	1AE-26467-00	-HOLDER	1	
12	90110-06240	BOLT, HEXAGON SOCKET HEAD	2	
13	92907-06100	WASHER, SPRING	2	
14	4L0-25862-00	BOOT, MASTER CYLINDER	1	
15	1FK-26470-01	HOSE, CLUTCH	1	
16	12R-82591-00	BAND	1	
17	90401-10159	BOLT, UNION	1	
18	90201-10118	WASHER, PLATE	2	
19	1FK-26475-00	HOLDER	1	
20	98517-06012	SCREW, PAN HEAD	1	
21	92907-06600	WASHER, PLATE	1	
22	1AA-26280-02	REAR VIEW MIRROR ASSY(LEFT)	1	



1FK110-5360

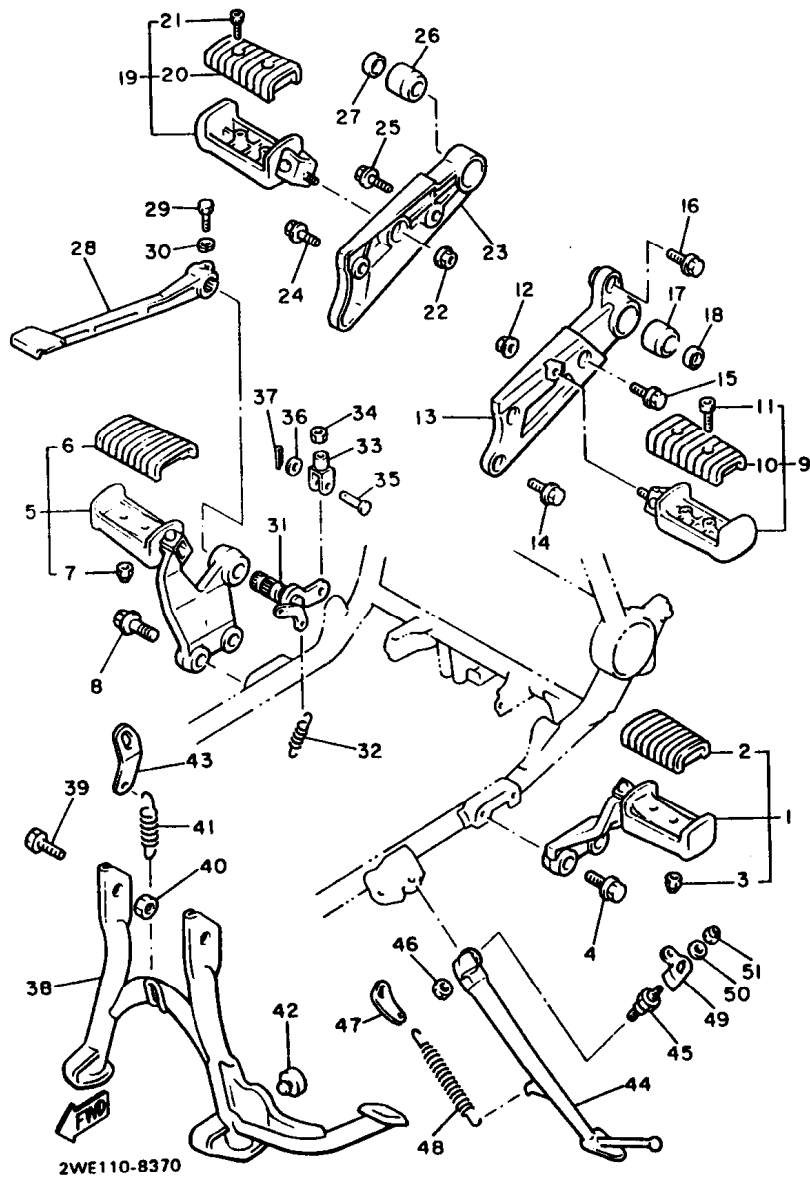
F6

FIG. 38 STAND • FOOTREST



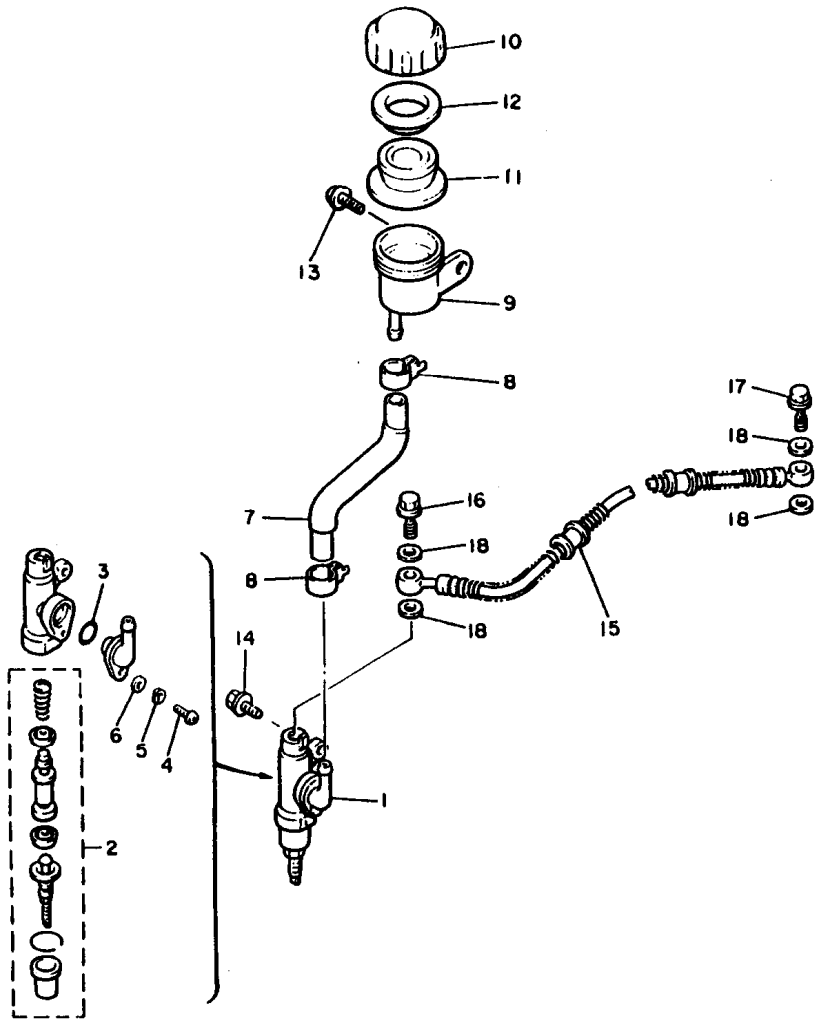
REF. NO.	PART NO.	DESCRIPTION	Q'TY	REMARKS
1	1UT-27410-10	FRONT FOOTREST ASSY (LEFT)	1	
2	1NH-27413-00	.COVER, FOOTREST	1	
3	95607-06100	.NUT, U	2	
4	95024-10030	BOLT, FLANGE	2	
5	1UT-27420-10	FRONT FOOTREST ASSY (RIGHT)	1	
6	1NH-27413-00	.COVER, FOOTREST	1	
7	95607-06100	.NUT, U	2	
8	95024-10030	BOLT, FLANGE	2	
9	1UT-27430-01	REAR FOOTREST ASSY 1	1	
10	1NH-27433-00	.COVER, REAR FOOTREST	1	
11	98517-06012	.SCREW, PAN HEAD	2	
12	95707-10500	NUT, FLANGE	1	
13	1FK-27442-00	BRACKET 2	1	
14	95024-08016	BOLT, FLANGE	2	
15	95024-08020	BOLT, FLANGE	1	
16	90105-081A1	BOLT, WASHER BASED	1	
17	26H-27414-00	DAMPER, FOOTREST	1	
18	26H-2743E-00	STOPPER	1	
19	1UT-27440-01	REAR FOOTREST ASSY 2	1	
20	1NH-27433-00	.COVER, REAR FOOTREST	1	
21	98517-06012	.SCREW, PAN HEAD	2	
22	95707-10500	NUT, FLANGE	1	
23	1FK-27443-00	BRACKET 3	1	
24	95024-08020	BOLT, FLANGE	1	
25	95024-08030	BOLT, FLANGE	1	
26	26H-27414-00	DAMPER, FOOTREST	1	
27	26H-2743E-00	STOPPER	1	
28	1FK-27211-00-93	PEDAL, BRAKE	1	CHROME PLATED

FIG. 38 STAND • FOOTREST



REF. NO.	PART NO.	DESCRIPTION	Q'TY	REMARKS
29	90109-06488	BOLT	1	
30	92995-06100	WASHER	1	
31	1FK-27212-00	SHAFT, BRAKE PEDAL	1	
32	90506-18305	SPRING, TENSION	1	
33	47X-27222-00	JOINT	1	
34	95307-08700	NUT	1	
35	90240-08013	PIN, CLEVIS	1	
36	90201-08083	WASHER, PLATE	1	
37	91490-16020	PIN, COTTER	1	
38	1UT-27111-01-R4	STAND, MAIN	1	BLACK (FOR ELECTRPDEPOSIT)
39	90109-10658	BOLT	2	
40	90185-10091	NUT, SELF-LOCKING	2	
41	90506-45222	SPRING, TENSION	1	
42	371-27114-00	STOPPER, MAIN STAND	1	
43	1FK-27115-00	LINK, MAIN STAND	1	
44	1FK-27311-00-R4	STAND, SIDE	1	BLACK (FOR ELECTRPDEPOSIT)
45	90109-107A2	BOLT	1	
46	90185-10037	NUT, SELF-LOCKING	1	
47	1FK-27315-00	LINK, SIDE STAND	1	
48	90507-29019	SPRING, TENSION	1	
49	1FK-27352-00	HOOK, SIDE STAND	1	
50	90201-06059	WASHER, PLATE	1	
51	95807-08100	NUT, U	1	

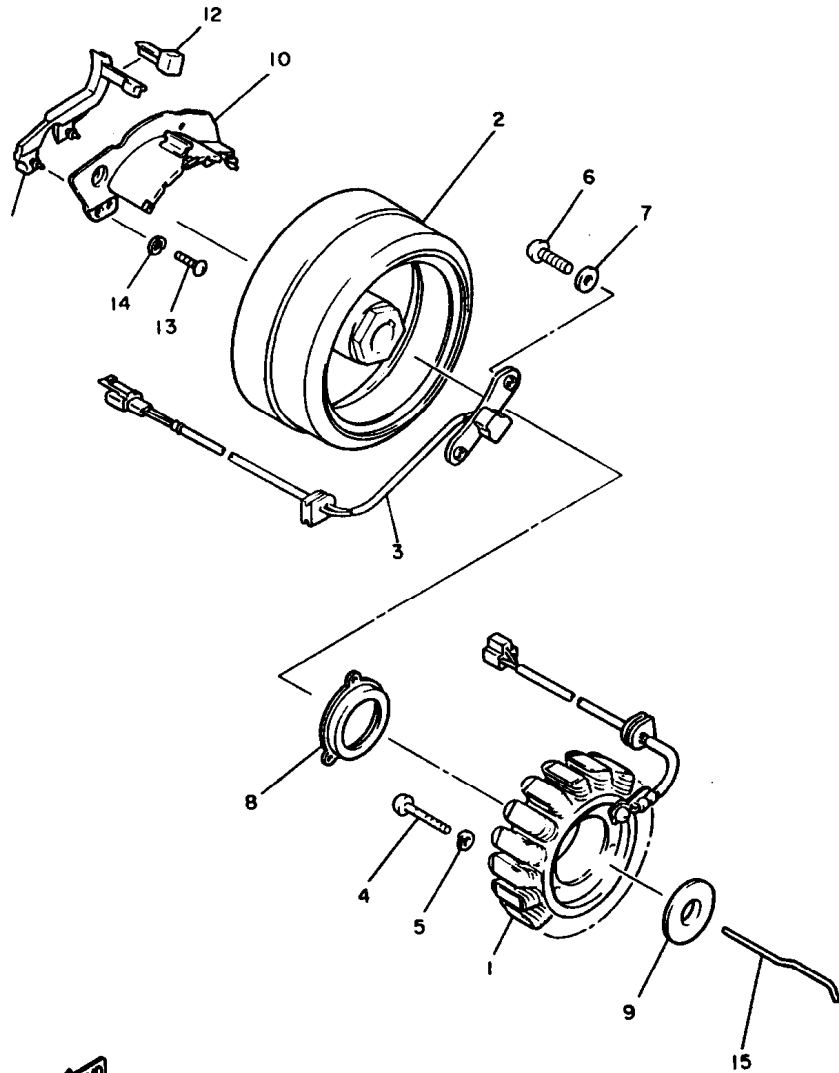
FIG. 39 REAR MASTER CYLINDER



REF. NO.	PART NO.	DESCRIPTION	Q'TY	REMARKS
1	1FK-25850-50	MASTER CYLINDER ASSY	1	
2	1FK-W0042-50	.CYLINDER KIT, MASTER	1	
3	93210-15620	.O-RING	1	
4	98517-04012	.SCREW, PAN HEAD	1	
5	92901-04100	.WASHER, SPRING	1	
6	92901-04600	.WASHER, PLATE	1	
7	1FK-25895-00	HOSE, RESERVOIR	1	
8	90467-14057	CLIP	2	
9	31A-25894-01	TANK, RESERVOIR	1	
10	2KF-25852-50	CAP, RESERVOIR	1	
11	360-25854-00	DIAPHRAGM, RESERVOIR	1	
12	2GU-25855-00	BUSH, DIAPHRAGM	1	
13	90159-06056	SCREW, WITH WASHER	1	
14	90105-081A1	BOLT, WASHER BASED	2	
15	1FK-25874-02	HOSE, BRAKE	1	
16	90401-10159	BOLT, UNION	1	
17	90401-10159	BOLT, UNION	1	
18	90201-10118	WASHER, PLATE	4	

2LT1171-8380

FIG. 40 GENERATOR



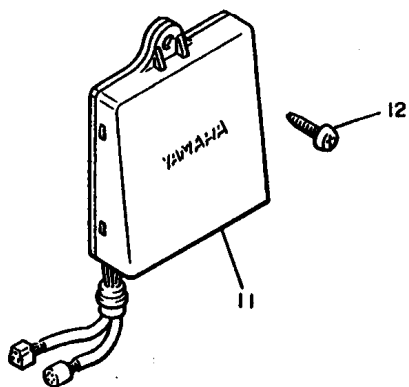
REF. NO.	PART NO.	DESCRIPTION	Q'TY	REMARKS
1	3UF-81410-10	STATOR ASSY	1	
2	3UF-81450-10	ROTOR ASSY	1	
3	3UF-81670-00	PICK-UP ASSY	1	
4	98507-06040	SCREW, PAN HEAD	3	
5	92907-06600	WASHER, PLATE	3	
6	98507-06016	SCREW, PAN HEAD	2	
7	90201-06643	WASHER, PLATE	2	
8	59J-15113-00	PLATE	1	
9	59J-15191-00	PLATE	1	
10	1FK-15358-00	SEPARATOR, OIL	1	
11	1FK-15379-00	SEAL, CRANKCASE	1	
12	1FK-15494-00	SEAL, PROTECTOR	1	
13	98517-06012	SCREW, PAN HEAD	4	
14	92907-06600	WASHER, PLATE	4	
15	59J-11455-00	SHAFT 1	1	



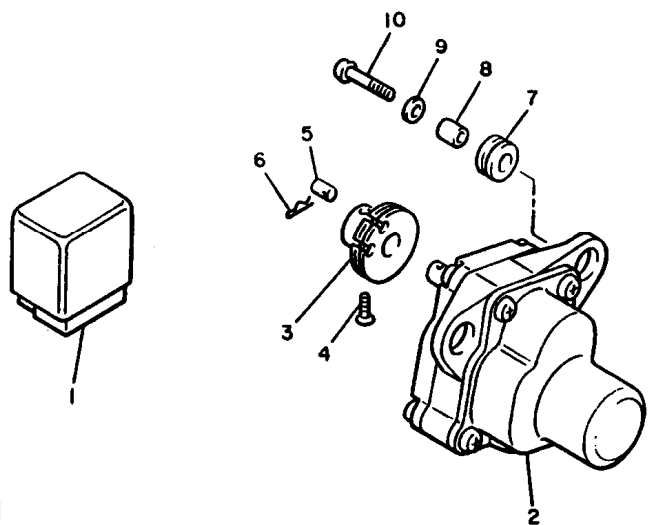
3JP110-0390

**F10**

FIG. 41 PICK UP COIL • GOVERNOR



REF. NO.	PART NO.	DESCRIPTION	Q'TY	REMARKS
1	42H-85740-00	CONTROL UNIT ASSY	1	FOR FUEL PUMP
2	1FK-85850-00	GEARED MOTOR COMP.	1	
3	1FK-85821-00	PULLEY, DRIVE	1	
4	90151-05034	SCREW, COUNTERSUNK	1	
5	1FK-85826-00	PIN, PULLEY	1	
6	90468-12006	CLIP	1	
7	90480-14023	GROMMET	2	
8	90387-06299	COLLAR	2	
9	90201-065F3	WASHER, PLATE	2	
10	98507-06025	SCREW, PAN HEAD	2	
11	1FK-85830-M0	CONTROL UNIT ASSY	1	FOR "V-BOOST" SYSTEM
12	97707-60516	SCREW, TAPPING	1	

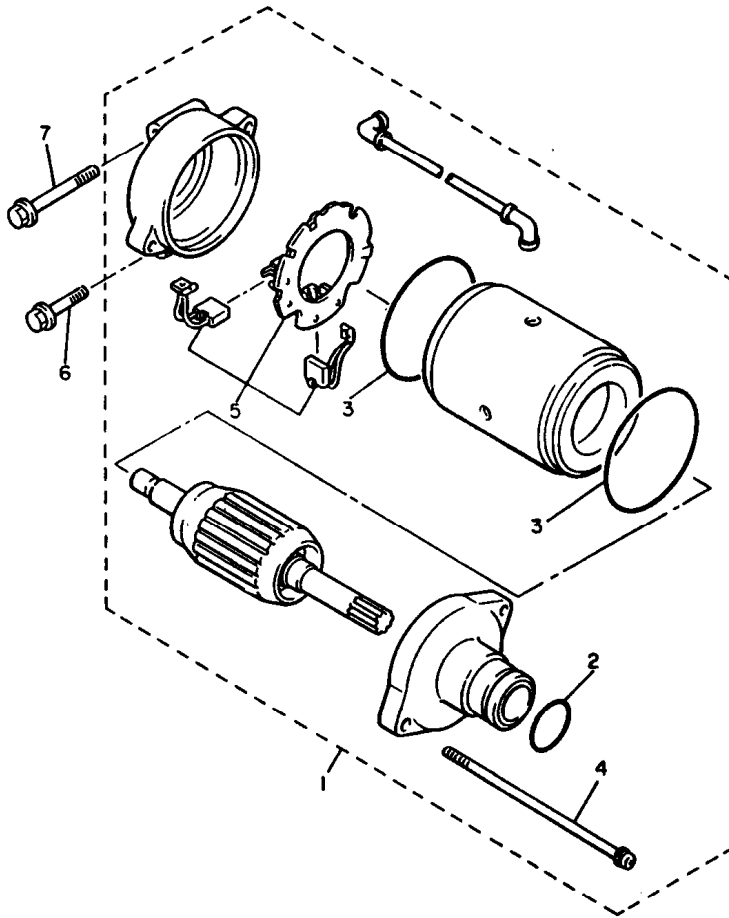


  
1FK110-5400

**F11**

FIG. 42 STARTING MOTOR

REF. NO.	PART NO.	DESCRIPTION	Q'TY	REMARKS
1	1FK-81800-10	STARTING MOTOR ASSY	1	
2	26H-81847-00	.O-RING	1	
3	11H-81844-00	.GASKET	2	
4	1FK-81826-10	.BOLT	2	
5	3AJ-81801-00	.BRUSH SET	1	
6	95827-06025	BOLT, FLANGE	1	
7	95827-06055	BOLT, FLANGE	1	

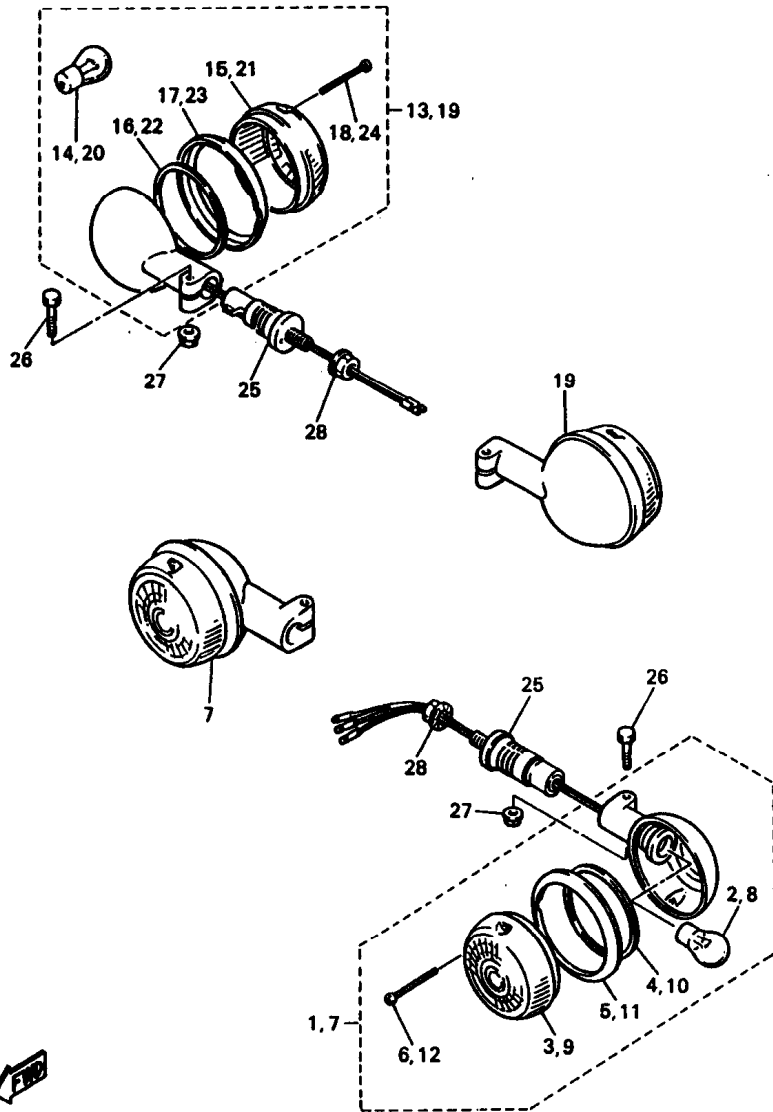


3LR351-0400

**F12**



FIG. 43 FLASHER LIGHT

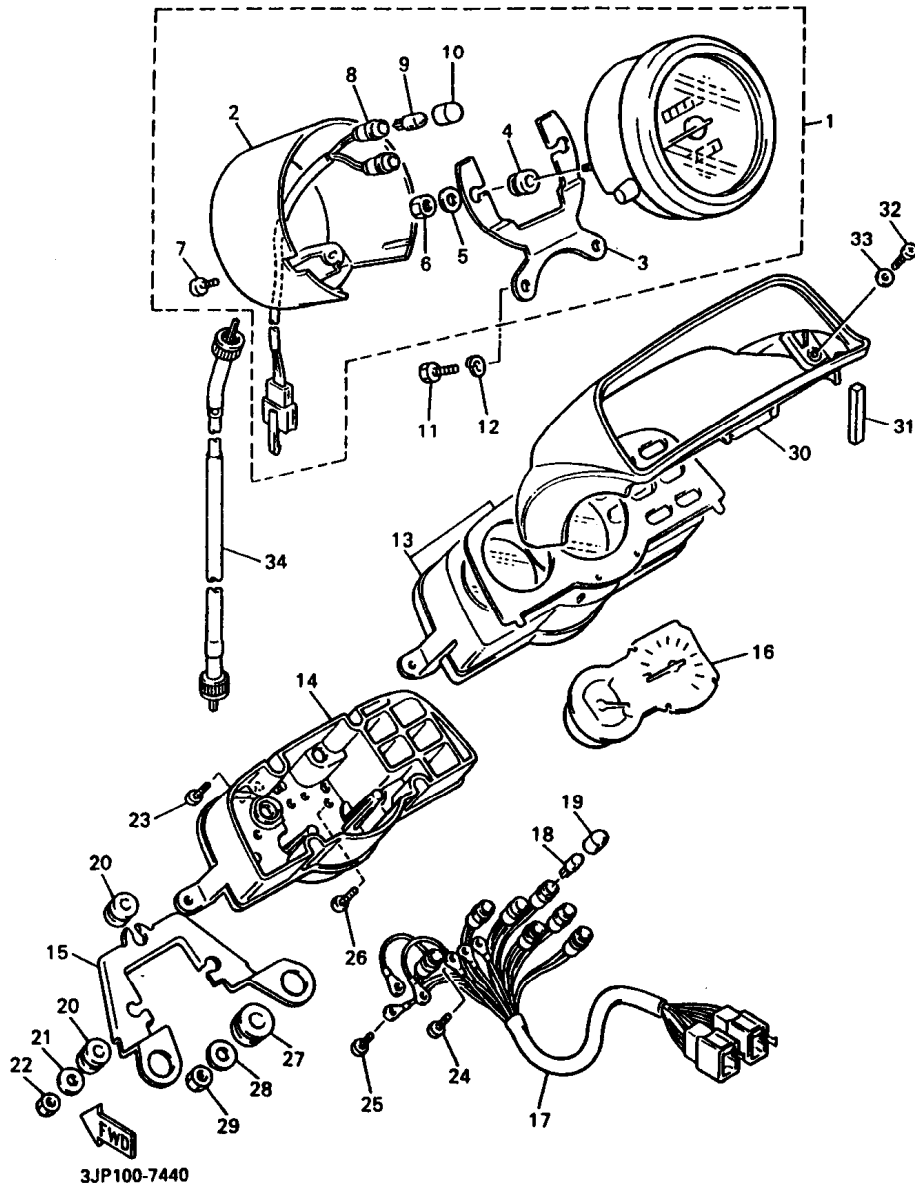


REF. NO.	PART NO.	DESCRIPTION	Q'TY	REMARKS
1	42X-83310-K0	FRONT FLASHER LIGHT ASSY 1	1	
2	256-84714-61	.BULB (12V-27/8W)	1	
3	42X-83312-00	.LENS, FLASHER	1	
4	42X-83313-00	.GASKET, FLASHER LENS	1	
5	42X-83363-00	.LENS, RIM	1	
6	57M-83358-00	.SCREW, SPECIAL	2	
7	42X-83310-K0	FRONT FLASHER LIGHT ASSY 1	1	
8	256-84714-61	.BULB (12V-27/8W)	1	
9	42X-83312-00	.LENS, FLASHER	1	
10	42X-83313-00	.GASKET, FLASHER LENS	1	
11	42X-83363-00	.LENS, RIM	1	
12	57M-83358-00	.SCREW, SPECIAL	2	
13	1AA-83330-K0	REAR FLASHER LIGHT ASSY 1	1	
14	256-83311-70	.BULB (12V-27W)	1	
15	42X-83312-00	.LENS, FLASHER	1	
16	42X-83313-00	.GASKET, FLASHER LENS	1	
17	42X-83363-00	.LENS, RIM	1	
18	57M-83358-00	.SCREW, SPECIAL	2	
19	1AA-83330-K0	REAR FLASHER LIGHT ASSY 1	1	
20	256-83311-70	.BULB (12V-27W)	1	
21	42X-83312-00	.LENS, FLASHER	1	
22	42X-83313-00	.GASKET, FLASHER LENS	1	
23	42X-83363-00	.LENS, RIM	1	
24	57M-83358-00	.SCREW, SPECIAL	2	
25	1AA-83318-00	STAY, FLASHER 1	4	
26	97004-06030	BOLT	4	
27	95704-06500	NUT, FLANGE	4	
28	95707-12500	NUT, FLANGE	4	



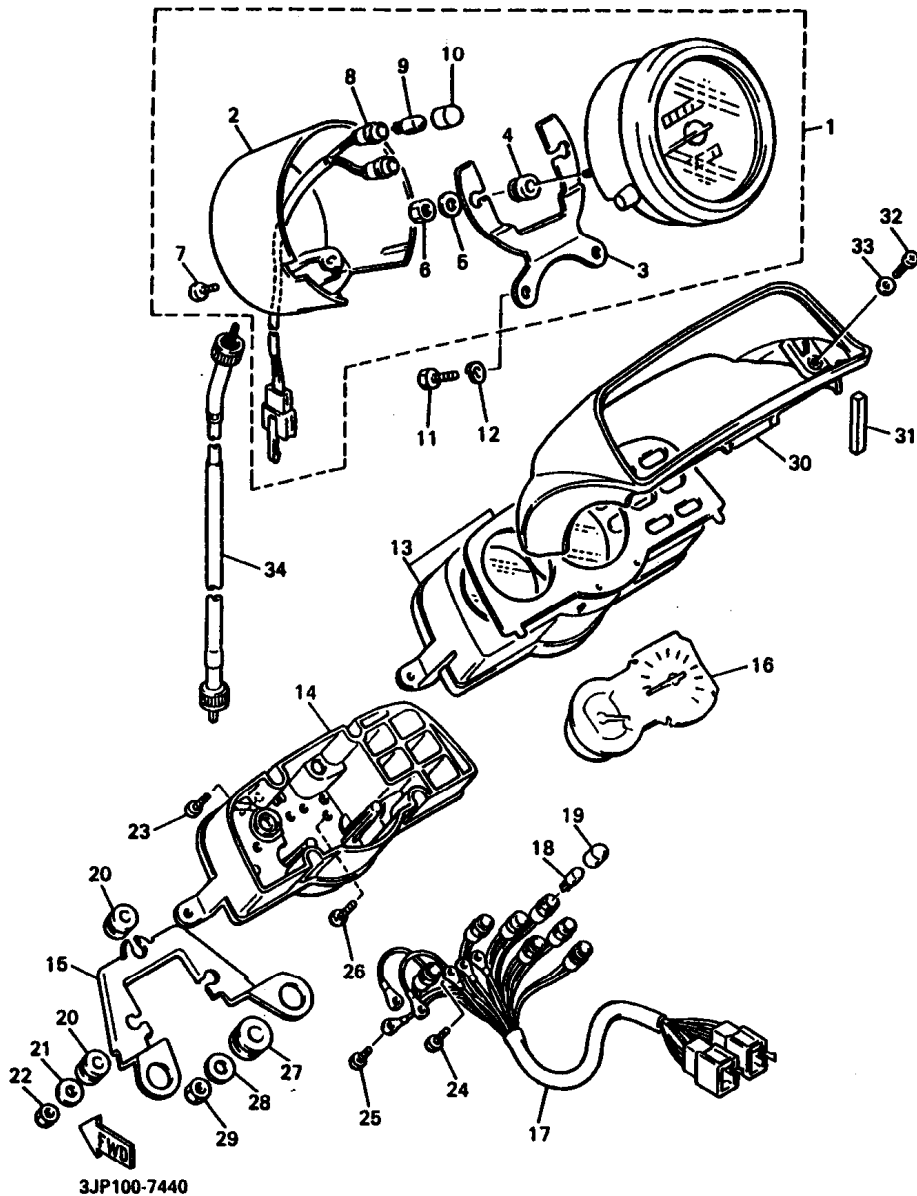
3JP100-7430

FIG. 44 METER



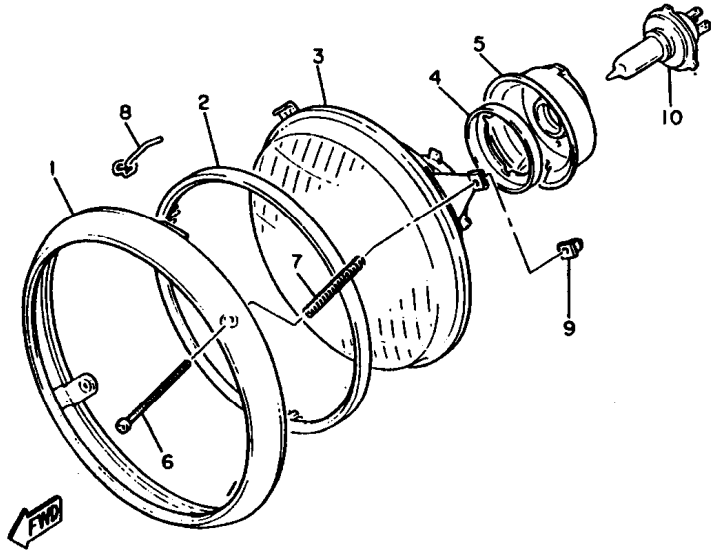
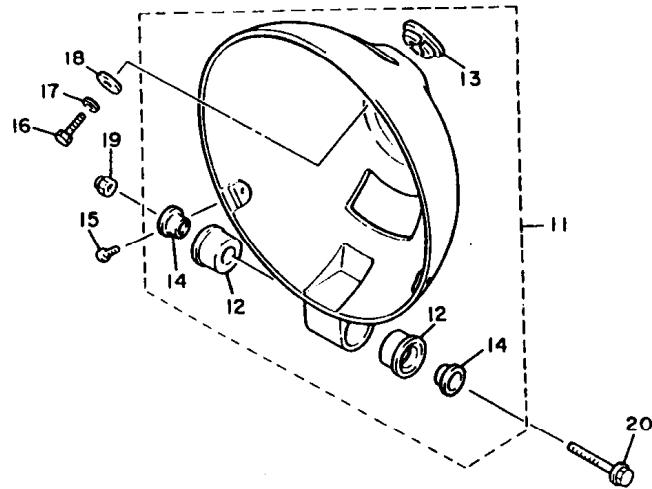
REF. NO.	PART NO.	DESCRIPTION	Q'TY	REMARKS
1	1FK-83570-A1	SPEEDOMETER ASSY	1	UR FOR USA
	1GR-83570-F1	SPEEDOMETER ASSY	1	UR FOR CANADA
2	1GR-83507-00	.COVER, SPEEDOMETER	1	
3	1FK-83519-00	.BRACKET, METER	1	
4	1FG-83523-00	.DAMPER	2	
5	92907-05600	.WASHER, PLATE	2	
6	95307-05600	.NUT	2	
7	90164-04009	.SCREW, TAPPING	1	
8	1FK-83509-00	.SOCKET CORD ASSY	1	
9	42X-83517-00	.BULB (12V-3W)	2	
10	1FK-83535-00	.TUBE	2	
11	97007-06016	BOLT	2	
12	92907-06600	WASHER, PLATE	2	
13	1FK-8353G-00	CASE, UPPER	1	
14	1FK-8353H-00	CASE, INNER	1	
15	1FK-83545-00	BRACKET, TACHOMETER	1	
16	1FK-83540-00	TACHOMETER ASSY	1	
17	3UF-83520-00	SOCKET CORD ASSY	1	
18	42X-83517-00	BULB (12V-3W)	7	
19	1FK-83535-00	TUBE	2	
20	1FK-83523-00	DAMPER	3	
21	90201-052E2	WASHER, PLATE	2	
22	95380-05600	NUT	2	
23	90164-04005	SCREW, TAPPING	4	
24	90159-03102	SCREW, WITH WASHER	3	
25	90159-03044	SCREW, WITH WASHER	3	
26	90159-04043	SCREW, WITH WASHER	2	
27	90480-14229	GROMMET	2	

FIG. 44 METER



REF. NO.	PART NO.	DESCRIPTION	Q'TY	REMARKS
28	90201-063J2	WASHER, PLATE	2	
29	95307-06600	NUT	2	
30	3JP-83559-00	COVER, METER	1	
31	1FK-83526-00	DAMPER 2	2	
32	98507-04016	SCREW, PAN HEAD	2	
33	92907-04600	WASHER	2	
34	1FK-83550-11	SPEEDOMETER CABLE ASSY	1	

FIG. 45 HEADLIGHT

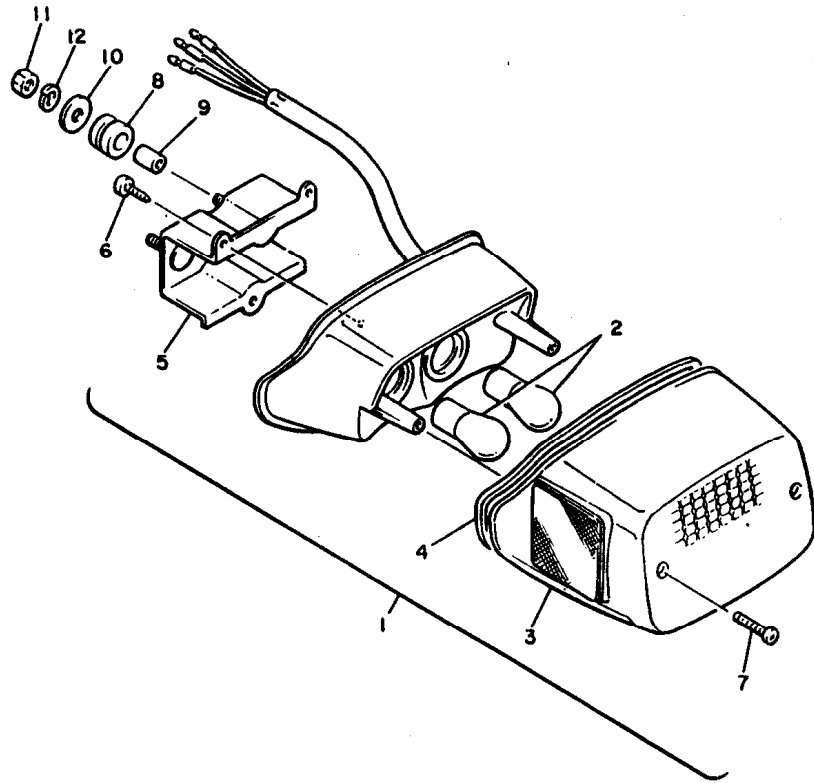


2LT171-7440

REF. NO.	PART NO.	DESCRIPTION	Q'TY	REMARKS
1	42X-84315-01	RIM, HEADLIGHT	1	
2	5Y3-84395-00	RING, RETAINING	1	
3	42X-84321-A0	LENS ASSY	1	
4	2F9-84375-00	SETTING PLATE, BULB	1	
5	2F9-84397-01	COVER, SOCKET	1	
6	90157-04001	SCREW, PAN HEAD	2	
7	1A0-84332-60	SPRING, SCREW	2	
8	42X-84124-60	SPRING, SET	1	
9	198-84334-60	NUT, ADJUSTING	2	
10	2F9-84314-00	BULB (12V-60/55W)	1	HALOGEN
11	42X-84330-01	BODY ASSY	1	EMPRESS MAROON
12	42X-84345-00	.DAMPER, HEADLIGHT	2	
13	42X-84366-00	.DAMPER, HEADLIGHT 1	1	
14	1FK-84338-00	.COLLAR, BODY FITTING	2	
15	90157-05084	SCREW, PAN HEAD	2	
16	97017-06016	BOLT	1	
17	92907-06600	WASHER, PLATE	1	
18	90201-06073	WASHER, PLATE	1	
19	90176-06041	NUT, CROWN	1	
20	90105-06375	BOLT, WASHER BASED	1	

G2

FIG. 46 TAILLIGHT



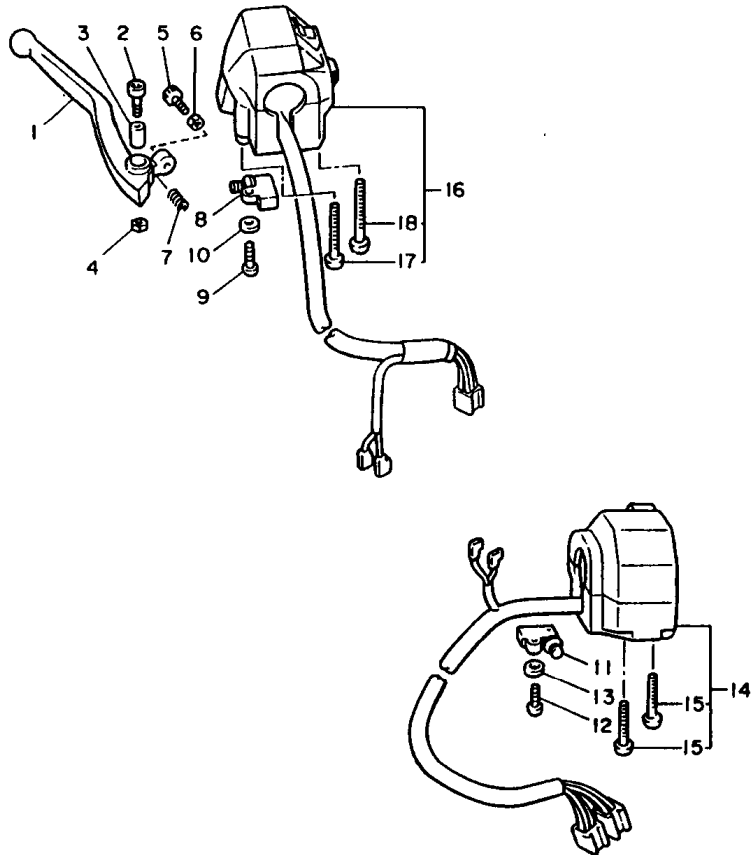
REF. NO.	PART NO.	DESCRIPTION	Q'TY	REMARKS
1	1FK-84700-60	TAILLIGHT ASSY	1	
2	256-84714-61	.BULB (12V-27/8W)	2	
3	42X-84721-60	.LENS, TAILLIGHT	1	
4	42X-84723-01	.GASKET, TAIL LENS	1	
5	1FK-84702-00	-BRACKET, TAILLIGHT	1	
6	97707-40616	.SCREW, PANHEAD TAPPING	3	
7	97707-40625	.SCREW, TAPPING	2	
8	90480-14229	GROMMET	2	
9	90387-06026	COLLAR	2	
10	90201-06765	WASHER, PLATE	2	
11	95307-06600	NUT	2	
12	92907-06100	WASHER	2	



2LT171-7450

G3

FIG. 47 HANDLE SWITCH • LEVER



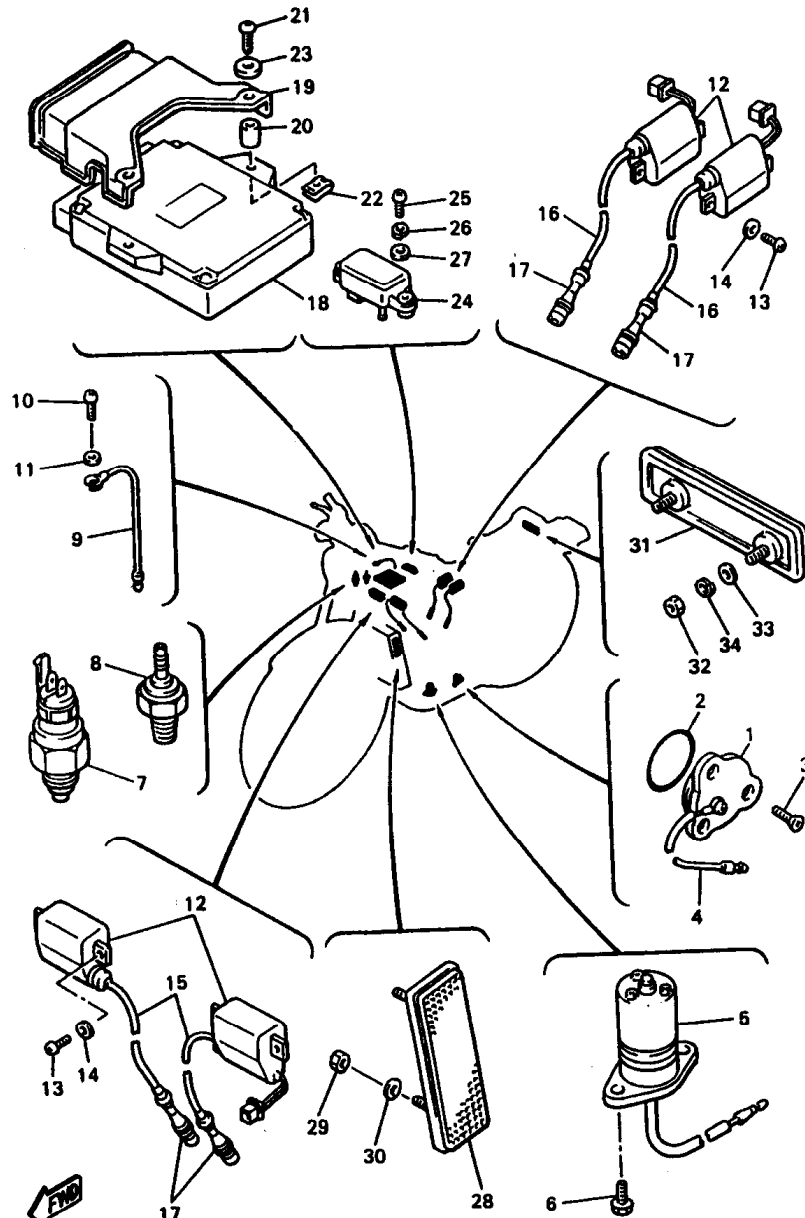
REF. NO.	PART NO.	DESCRIPTION	Q'TY	REMARKS
1	1FK-83922-00	LEVER 2	1	
2	90110-06074	BOLT, HEXAGON SOCKET HEAD	1	
3	36Y-83913-01	COLLAR, LEVER 1	1	
4	95607-06100	NUT, U	1	
5	90149-06131	SCREW	1	
6	90170-06010	NUT	1	
7	90501-10312	SPRING, COMPRESSION	1	
8	J45-82503-01	SWITCH, ALARM	1	
9	98507-04016	SCREW, PAN HEAD	1	
10	92907-04600	WASHER, PLATE	1	
11	36Y-82917-00	SWITCH	1	
12	98507-04016	SCREW, PAN HEAD	1	
13	92907-04600	WASHER, PLATE	1	
14	1UF-83973-10	SWITCH, HANDLE 3	1	
15	98507-05035	.SCREW, PAN HEAD	2	
16	1FK-83973-11	SWITCH, HANDLE 3	1	
17	98507-05040	.SCREW, PAN HEAD	1	
18	98507-05045	.SCREW, PAN HEAD	1	



2LT171-7460

G4

FIG. 48 ELECTRICAL 1



3JP110-8470

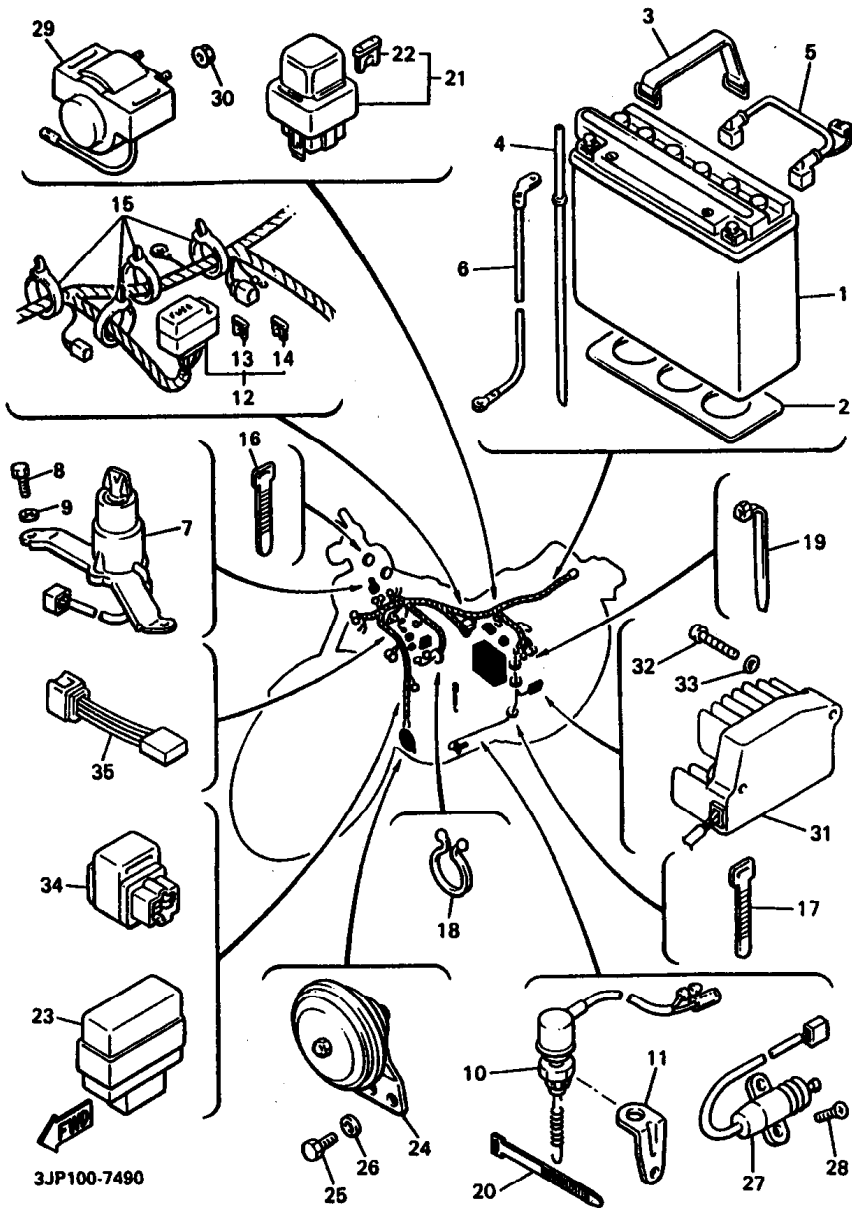
REF. NO.	PART NO.	DESCRIPTION	Q'TY	REMARKS
1	1L9-82540-00	NEUTRAL SWITCH ASSY	1	
2	93210-29196	O-RING	1	
3	98707-05012	SCREW, FLAT HEAD	3	
4	2JX-82541-00	WIRE, LEAD	1	
5	1FK-85720-00	OIL LEVEL GAUGE ASSY	1	
6	90105-06696	BOLT, WASHER BASED	2	
7	3LN-82560-01	THERMO SWITCH ASSY	1	
8	11H-83591-00	THERMO UNIT	1	
9	26H-83354-00	WIRE, EARTH LEAD 1	1	
10	98507-04008	SCREW, PAN HEAD	1	
11	92907-04600	WASHER, PLATE	1	
12	25G-82310-10	IGNITION COIL ASSY	4	
13	98507-06020	SCREW, PAN HEAD	8	
14	92907-06600	WASHER, PLATE	8	
15	4X7-82341-00	CORD, HIGH TENSION 1	2	
16	4X7-82341-00	CORD, HIGH TENSION 1	2	
17	1FK-82370-00	PLUG CAP ASSY	4	
18	3JP-82305-11	IGNITOR UNIT ASSY	1	
19	2EN-82317-00	DAMPER, IGNITION COIL	1	
20	90387-045R4	COLLAR	2	
21	97707-40516	SCREW, TAPPING	2	
22	90183-04027	NUT, SPRING	2	
23	92907-04200	WASHER, PLAIN	2	
24	22N-82380-10	SENSOR, PRESSURE	1	FOR INTAKE PRESSURE
25	98507-06020	SCREW, PAN HEAD	2	
26	92907-06600	WASHER, PLATE	2	
27	90201-065F3	WASHER, PLATE	2	
28	11H-85110-01	REFLECTOR ASSY	2	





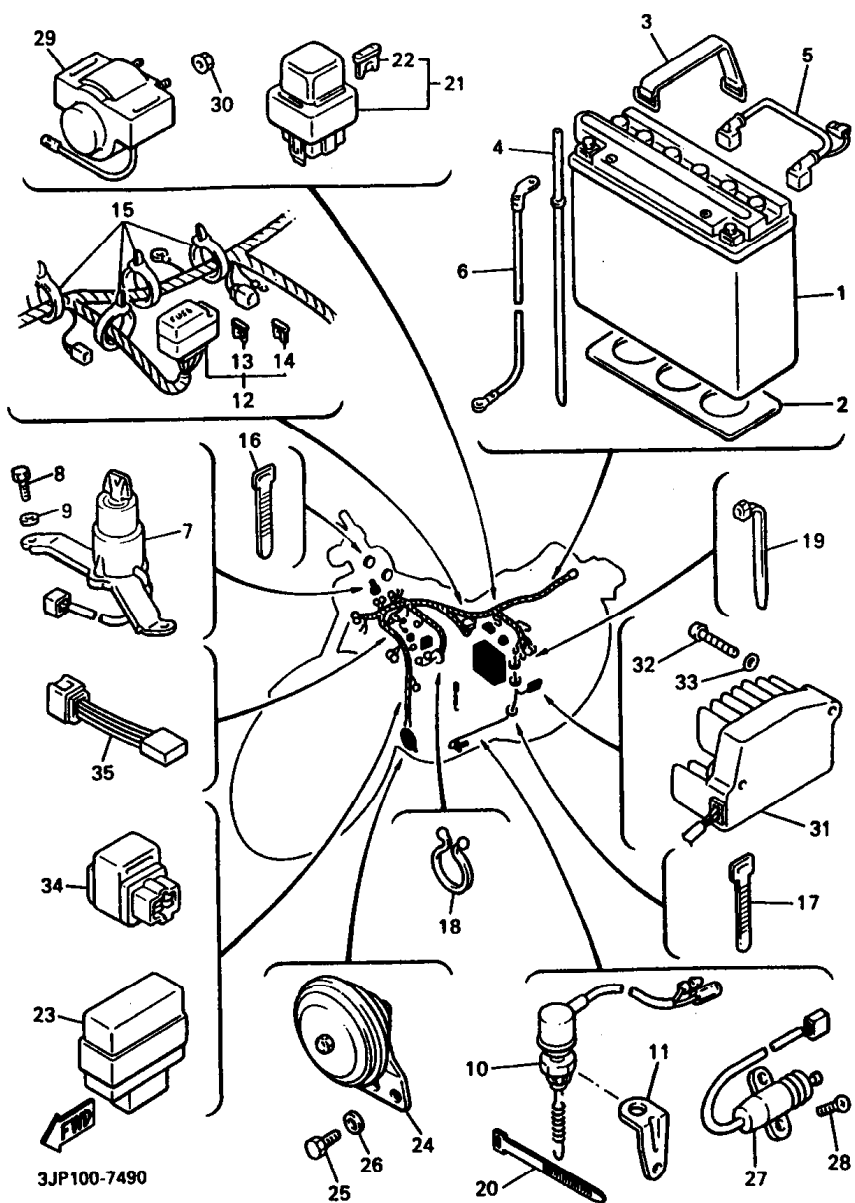


FIG. 49 ELECTRICAL 2



REF. NO.	PART NO.	DESCRIPTION	Q'TY	REMARKS
1	4X7-82110-J0	BATTERY ASSY (YUASA YB16AL-A2)	1	
2	1FK-82122-00	SEAT, BATTERY	1	
3	1E6-82131-00	BAND, BATTERY	1	
4	1FK-82112-00	PIPE, BREATHER	1	
5	1UT-82115-00	WIRE, PLUS LEAD	1	
6	1FK-82116-00	WIRE, MINUS LEAD	1	
7	1FK-82510-01	MAIN SWITCH ASSY	1	
8	97017-06016	BOLT	2	
9	92907-06600	WASHER, PLATE	2	
10	1FK-82530-02	STOP SWITCH ASSY	1	
11	1FK-82539-00	STAY, STOP SWITCH	1	
12	3JP-82590-00	WIRE HARNESS ASSY	1	
13	42X-82151-20	.FUSE (10A)	1	
14	3H5-81980-00	.RECTIFIER 2	1	
15	1UA-82591-00	BAND	5	
16	437-83936-01	BAND, SWITCH CORD	2	
17	437-83936-11	BAND, SWITCH CORD	2	
18	90464-16039	CLAMP	1	
19	90464-13073	CLAMP	1	
20	437-83936-01	BAND, SWITCH CORD	1	
21	1AE-82150-00	FUSE HOLDER ASSY	1	
22	1AE-82151-00	.FUSE (12V 30A)	2	
23	2UJ-83350-00	FLASHER RELAY ASSY	1	
24	1FK-83371-02	HORN	1	
25	97017-06016	BOLT	2	
26	92907-06600	WASHER, PLATE	2	
27	3LD-82566-70	SWITCH, SIDE STAND	1	
28	90157-05079	SCREW, PAN HEAD	2	

FIG. 49 ELECTRICAL 2



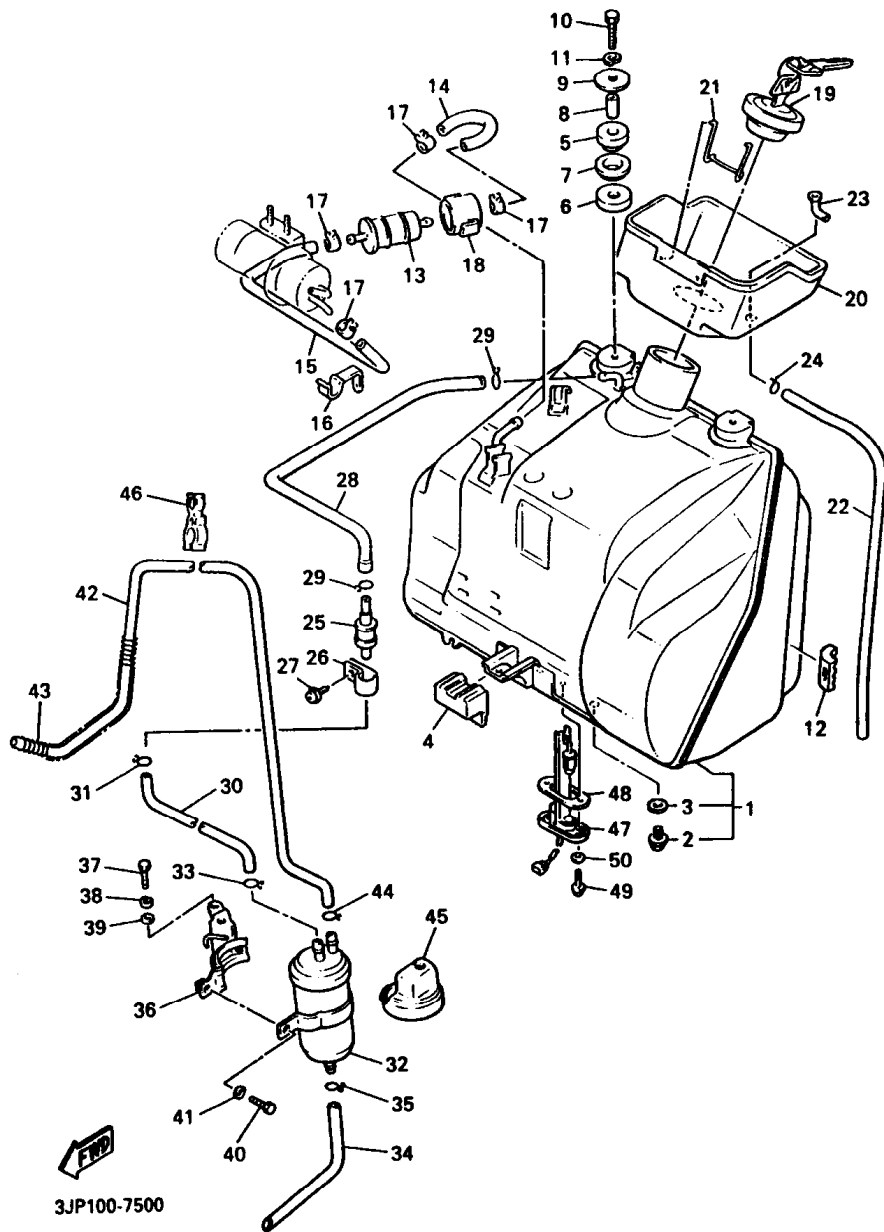
REF. NO.	PART NO.	DESCRIPTION	Q'TY	REMARKS
29	3UF-81940-00	STARTER RELAY ASSY	1	
30	95707-06500	NUT, FLANGE	2	
31	3JP-81980-00	RECTIFIER & REGULATOR ASSY	1	
32	98517-06030	SCREW, PAN HEAD	2	
33	92907-06600	WASHER, PLATE	2	
34	1RL-81950-92	RELAY ASSY	1	
35	4U8-81980-M0	RECTIFIER 2	1	FOR SIDE STAND SAFTY DEVISE

# FOR CALIFORNIA

The following pages provides a listing of only the parts that meet the specifications peculiar to your market. For those parts not appearing in these pages, refer to the "GENERAL SPEC" section.

**G9**

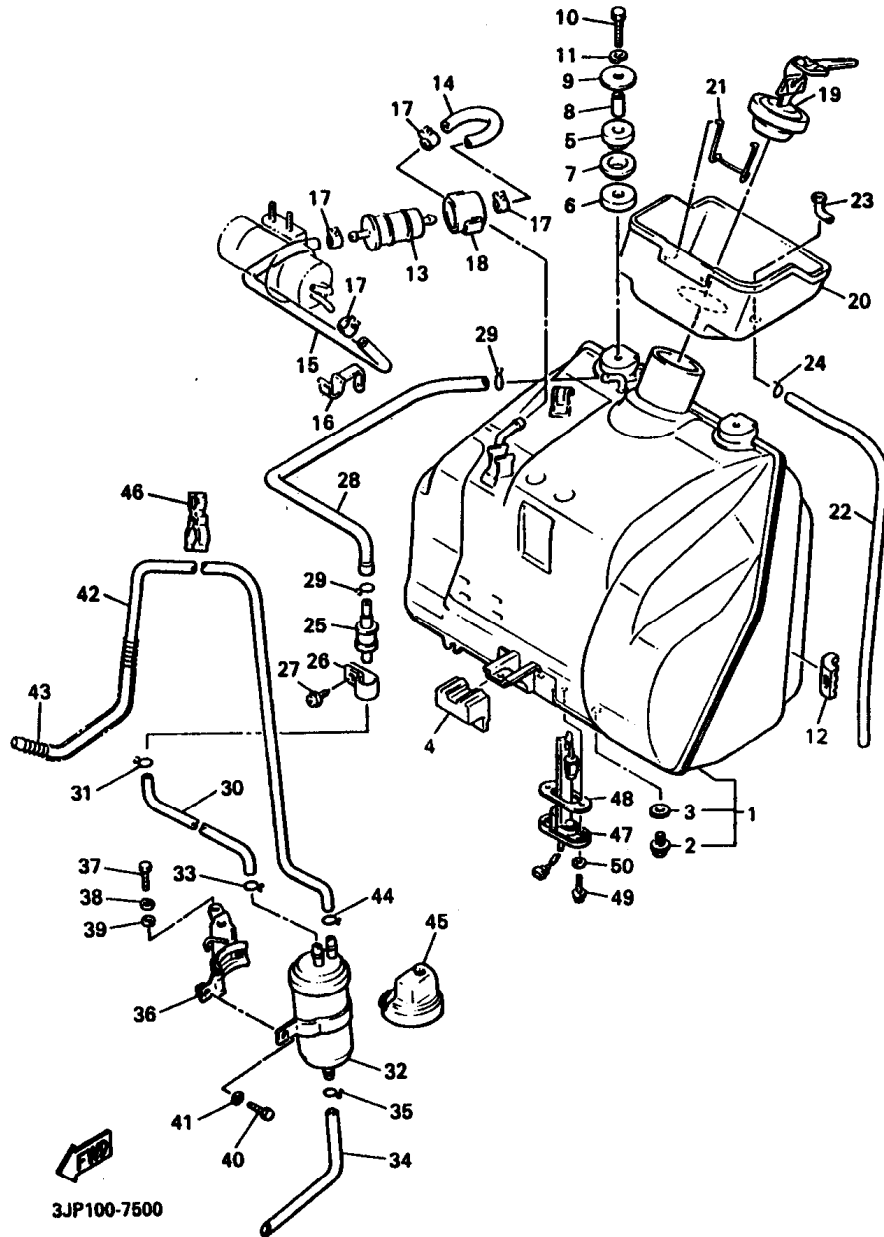
FIG. 50 FUEL TANK (CALIFORNIA ONLY)



3JP100-7500

REF. NO.	PART NO.	DESCRIPTION	Q'TY	REMARKS
1	1FK-24110-01-33	FUEL TANK COMP.	1	YAMAHA BLACK
2	95817-08012	BOLT, FLANGE	1	
3	90201-08087	WASHER, PLATE	1	
4	1FK-24181-00	DAMPER, LOCATING 1	1	
5	1FK-24182-00	DAMPER, LOCATING 2	2	
6	23T-24724-01	DAMPER, LOCATING 3	2	
7	1FK-24186-00	WASHER, SPECIAL	2	
8	90387-06387	COLLAR	2	
9	90201-065G8	WASHER, PLATE	2	
10	97027-06030	BOLT	2	
11	92907-06100	WASHER, SPRING	2	
12	1FK-24184-00	DAMPER, LOCATING 4	2	
13	1FK-24560-00	FILTER ASSY	1	
14	1FK-24314-00	PIPE 4	1	
15	1FK-24315-00	PIPE 5	1	
16	90464-30071	CLAMP	1	
17	90467-12124	CLIP	4	
18	1FK-24566-00	BRACKET, FILTER	1	
19	47G-24650-00	CAP ASSY	1	
20	1FK-2414A-00	COVER, FILTER	1	
21	1FK-24393-00	SPRING	1	
22	90445-086A8	HOSE	1	
23	1FK-24376-00	PIPE, JOINT 1	1	
24	90467-08021	CLIP	1	
25	25H-24180-00	ROLL OVER VALVE ASSY	1	
26	90461-15100	CLAMP	1	
27	97707-50512	SCREW, TAPPING	1	
28	1FK-24311-00	PIPE, FUEL 1	1	

FIG. 50 FUEL TANK (CALIFORNIA ONLY)



REF. NO.	PART NO.	DESCRIPTION	Q'TY	REMARKS
29	90467-10008	CLIP	2	
30	1JH-24316-00	PIPE 6	1	
31	90467-09006	CLIP	1	
32	1JH-24170-00	CANISTER ASSY	1	
33	90467-09006	CLIP	1	
34	1JH-24335-00	PIPE, SUCTION 1	1	
35	90467-11106	CLIP	1	
36	1JH-24190-00	CANISTER HOLDER ASSY	1	
37	97017-06016	BOLT	1	
38	92907-06600	WASHER, SPRING	1	
39	92907-06200	WASHER, PLAIN	1	
40	97007-06014	BOLT	1	
41	92907-06600	WASHER, PLATE	1	
42	90445-103E6	HOSE	1	
43	90501-08668	SPRING, COMPRESSION	1	
44	90467-09006	CLIP	1	
45	1JH-2419E-00	COVER, CANISTER	1	
46	90464-20070	CLAMP	1	
47	1FK-85752-00	SENDER UNIT ASSY, FUEL METER	1	
48	42X-85753-00	GASKET, SENDER UNIT	1	
49	90149-06011	SCREW	2	
50	90202-05187	WASHER, PLATE	2	

# **INDEX**

NUMERICAL INDEX

PART NO.	GRID NO.	PART NO.	GRID NO.	PART NO.	GRID NO.
36Y-W0041-00	F - 5	1FK-11610-10	B - 4	26H-12169-90	B - 7
1FK-W0042-50	F - 9	1FK-11610-20	B - 4	1FK-12171-00	B - 8
3GM-W0045-02	E -15	1FK-11631-00-A0	B - 4	2WF-12171-01	B - 8
1FK-W0046-01	F - 3	3JP-11633-00	B - 4	3JP-12171-01	B - 8
3HE-W0047-50	E -15	1FK-11635-00	B - 4	26H-12176-02	B - 8
31A-W0047-00	F - 3	1FK-11636-00	B - 4	26H-12177-01	B - 8
1J3-W0048-00	E -15	1FK-11650-01	B - 4	1FK-12181-00	B - 8
	F - 3	26H-11654-00	B - 4	2WF-12181-00	B - 8
1NL-W0048-00	D - 5	1FK-11656-00	B - 4	26H-12210-03	B - 8
HE-W0057-50	E -15	1FK-11656-10	B - 4	3JP-12213-01	B - 8
1A-W0057-00	F - 3	1FK-11656-20	B - 4	26H-12233-00	B - 8
26H-W0098-00	D - 5	1FK-11656-30	B - 4	26H-12241-00	B - 8
2KW-W0099-00	F - 6	1FK-11656-40	B - 4	26H-12251-00	B - 8
1FK-W1112-01	B - 2	1FK-11656-50	B - 4	26H-12252-00	B - 8
26H-W1751-01	D - 7	1FK-12111-00	B - 6	1FK-1240J-00	B -11
2EN-W2211-00-35	E - 3	36Y-12113-00	B - 6	1FK-1240K-00	B -11
26H-Y1319-01	B -15	36Y-12114-00	B - 6	11H-12410-01	B - 9
1FK-11101-01	B - 2	26H-12116-00	B - 6	11H-12412-01	B - 9
2GH-1111G-00	B - 2	30X-12117-00	B - 6	26H-12413-00	B -10
30X-11133-10	B - 2	30X-12118-00	B - 6	1FK-12417-00	B - 9
1FK-11166-00	B -12	51Y-12119-00	B - 6	1FK-12420-10	B - 9
26H-11181-00	B - 2	1FK-12121-00	B - 6	1FK-12422-00	B - 9
1FK-11191-00	B - 2	26H-12153-00-J0	B - 6	26H-12427-00	B -12
26H-11193-00	B - 3	26H-12153-00-Y0	B - 6	26H-12428-00	B -12
214-11198-01	B - 9	26H-12168-A0	B - 6	11H-12438-00	B - 9
	B -15	26H-12168-F0	B - 6	1FK-12446-00	B - 9
	E - 5	26H-12168-H0	B - 6	3JP-12449-02	B - 9
1FK-1130E-00	C - 3	26H-12168-K0	B - 6	1FK-12450-00	B - 9
1FK-1133E-00	C - 3	26H-12168-M0	B - 6	26H-12459-00	B - 9
1FK-1133F-00	C - 3	26H-12168-R0	B - 6	1FK-1246A-01	B -12
1FK-11400-00	B - 4	26H-12168-U0	B - 6	1FK-1246E-01	B -12
26H-11413-01	B - 5	26H-12168-W0	B - 6	1FK-1246K-00	B -13
26H-11413-11	B - 5	26H-12168-Y0	B - 6	1FK-12461-00	B -13
26H-11413-21	B - 5	26H-12168-00	B - 6	22W-12462-00	B -12
26H-11413-31	B - 5	26H-12168-20	B - 6	1FK-12467-00	B -11
26H-11413-41	B - 5	26H-12168-40	B - 6	26H-12469-01	B - 2
26H-11413-51	B - 5	26H-12168-60	B - 6	1FK-12479-01	B -12
26H-11413-61	B - 5	26H-12168-80	B - 6	5Y9-12491-00	E - 2
1FK-11416-01	B - 4	26H-12169-E0	B - 7	1AA-12535-00	B -13
1FK-11416-11	B - 4	26H-12169-G0	B - 7	1FK-12535-00	B -11
1FK-11416-21	B - 4	26H-12169-J0	B - 7	1FK-12537-00	B -11
1FK-11416-31	B - 4	26H-12169-L0	B - 7	1FK-12560-01	B -11
1FK-11416-41	B - 4	26H-12169-N0	B - 7	1FK-12566-00	B -12
1FK-11416-51	B - 4	26H-12169-T0	B - 7	1FK-12576-00	B -12
1FK-11416-61	B - 4	26H-12169-10	B - 6	1FK-12577-00	B -12
59J-11455-00	F -10	26H-12169-30	B - 6	1FK-12578-00	B -11
1FK-11500-00	B - 5	26H-12169-50	B - 6	1FK-12579-00	B -12
1FK-11610-00	B - 4	26H-12169-70	B - 6	26H-12588-01	B -13

NUMERICAL INDEX

PART NO.	GRID NO.	PART NO.	GRID NO.	PART NO.	GRID NO.
1FK-12589-00	B -13	1JH-14139-00	C - 7	1FK-14467-00	C - 4
1FK-12591-00	B -12		C - 9	3XV-14467-00	C - 4
26H-12611-00	B -11	26H-14139-00	C - 7	31A-14477-00	D -11
1FK-12615-00	B -12		C -10	41R-14489-00	C - 4
1FK-12620-00	B -11	26H-1414G-00	C - 6	26H-14504-00	C - 7
26H-12630-00	B -11		C - 9		C -10
11H-12673-00	B -11	4G0-14142-37-A0	C - 6	3JB-14536-00	C - 5
1FK-13151-00	C - 2		C - 9		C - 8
1FK-13161-00	B -14	1FK-14147-00	C - 8	22U-14561-00	C - 8
26H-13161-00	B -15		C - 9		C - 8
26H-13171-00	B -15	214-14147-00	C - 6	22U-14565-00	C - 6
26H-13181-03	B -15		C - 9		C - 9
1FK-13300-00	B -14	22U-14147-00	C - 6	1FK-14603-00	C -11
26H-13325-00	B -14		C - 9	3UF-14604-01	C -11
26H-13337-01	B -15	22V-14147-00	C - 6	1FK-14610-20	C -11
26H-13342-00	B -14		C - 9	1FK-14611-00	C -11
26H-13351-01	B -14	137-14153-00	C - 6	1FK-14613-00	C -11
26H-13361-00	B -14		C - 9	3GD-14613-00	C -11
3JP-13414-01	B -15	1FK-14190-15	C - 6	1FK-14615-00	C -11
26H-13416-01	B -15		C - 9	1FK-14618-00	C -11
26H-13417-01	B -15	2L1-14191-00	C - 6	1FK-14620-20	C -12
3FV-13440-00	B -15		C - 9	1FK-14624-00	C -11
3VD-13455-00	B -15	1FK-14197-01	C - 7	1FK-14625-00	C -11
26H-13476-00	B -15		C - 9	1FK-14631-00	C -11
1UT-13510-00	C - 3	1GR-14197-01	C - 6	1FK-14638-00	C -12
1FK-13550-00	C - 3		C - 9	1FK-1465R-00	C -11
16G-13569-00	C - 3	3JB-14199-00	C - 6	1FK-1465T-00	C -11
1AE-13575-01	C - 3		C - 9	1UT-14710-20	C -12
1FK-13586-00	C - 3	3G2-1423A-81	C - 6	26H-14715-01	C -11
1FK-13593-00	C - 3		C - 9	1FK-14747-00	C -12
1FK-13595-00	C - 3	3G2-14231-18	C - 5	36Y-14747-00	C -12
1FK-13596-00	C - 3		C - 8	3XW-14755-00	C -11
1FK-13597-00	C - 3	3G2-14231-20	C - 5		C -12
1FK-13907-00	C - 4	3G2-14231-34	C - 5	1FK-14771-00	C -12
1GR-1410A-00	C - 5		C - 8	26H-1490H-00	C - 5
	C - 8	26H-14291-00	C - 7		C - 8
26H-14103-00	C - 7		C -10	1FK-1490J-00	C - 5
	C -10	1FK-14411-01	C - 4		C - 8
12R-14105-00	C - 5	1FK-14412-00	C - 4	2WF-1490J-00	C - 5
	C - 8	1FK-14413-00	C - 4	26H-1490K-00	C - 5
26H-1411A-00	C - 6	1FK-14414-00	C - 4	31H-1490K-00	C - 5
	C - 9	1FK-14417-00	C - 4		C - 8
22U-14115-00	C - 6	1FK-14437-00	C - 4	41V-1490K-00	C - 8
	C - 8	1FK-1445E-00	C - 4	1FK-1490L-00	C - 7
3F9-14118-00	C - 7	1FK-14451-00	C - 4		C -10
	C - 9	1FK-14453-00	C - 4	22U-1490M-00	C - 7
41R-14118-01	C - 6	1FK-14454-00	C - 4		C -10
	C - 9	5T0-14457-00	C - 4	1FK-14900-02	C - 8

**NUMERICAL INDEX**

PART NO.	GRID NO.	PART NO.	GRID NO.	PART NO.	GRID NO.
1FK-14901-02	C - 8	1AA-15338-00	C -13	1FK-16351-00	D - 4
	C - 8	26H-15337-01	B - 9	1FK-16352-00	D - 4
2WF-14901-02	C - 5		C -15	36Y-16356-00	D - 4
1FK-14902-02	C - 5	26H-15338-00	B - 9	26H-16357-00	D - 4
	C - 8		C -15	1FK-16371-00	D - 4
2WF-14902-02	C - 5	1FK-15358-00	F -10	1FK-16375-00	D - 5
1FK-14903-02	C - 5	2H7-15381-00	C -14	1FK-1638A-00	D - 5
	C - 8	2H9-15363-00	C -14	1FK-16381-11	D - 4
2WF-14903-02	C - 5	1FK-15365-00	B -14	1FK-16383-00	D - 4
1FK-14904-02	C - 5	26H-15365-00	B -15	26H-16384-00	D - 4
	C - 8	26H-15366-01	B -15	26H-16385-00	D - 4
2WF-14904-02	C - 5	26H-15373-00	C -14	26H-16399-00	D - 4
1FK-14905-00	C - 7	1FK-15379-00	F -10	1FK-17121-01	D - 6
	C -10	26H-15381-00	C -14	1FK-17141-00	D - 6
1FK-14933-00	C - 5	26H-15383-00	C -14	1FK-17151-01	D - 6
	C - 8	1FK-15411-00	C -15	1FK-17211-00	D - 6
1FK-14940-09	C - 5	1FK-15417-00	C -13	1FK-17221-01	D - 6
	C - 8	3JP-15418-00	C -15	26H-17231-01	D - 6
26H-14941-90	C - 8	1FK-15421-02	C -15	1FK-17241-00	D - 6
	C - 9	3JP-15427-00	C -15	1FK-17251-01	D - 6
26H-14952-00	C - 6	1FK-15428-00	B - 9	1FK-17411-00	D - 6
	C - 8		C -15	26H-17421-01	D - 6
22U-14968-00	C - 6	1FK-15431-00	C -15	2WE-17524-00	D - 7
	C - 9	1FK-15441-00	C -14	2WE-17527-00	D - 7
22V-14968-00	C - 6	26H-15449-00	C -15	3UF-17531-00	D - 7
	C - 9	3JP-15451-01	C -15	4X7-17531-00-15	D - 7
1FK-14985-00	C - 6	1FK-15455-00	C -15	4X7-17531-00-30	D - 7
	C - 8	3JP-15461-01	C -15	4X7-17531-00-50	D - 7
26H-14987-00	C - 7	3JP-15462-01	D - 2	1J7-17537-Y0-30	E - 4
	C -10	4H7-15486-00	C -15	1J7-17537-Y0-40	E - 4
31H-14987-00	C - 7	1FK-15494-00	F -10	1J7-17537-Y0-50	E - 4
	C -10	26H-15512-00	D - 3	26H-17551-00	D - 7
11H-14991-00	C - 7	26H-15514-00	D - 3	26H-17556-00	D - 7
	C -10	26H-15515-00	D - 3	2H7-17571-01	D - 7
2F1-14991-00	C - 5	26H-15517-00	D - 3	2H7-17590-00	E - 5
	C - 8	26H-15521-00	D - 3	1FK-18101-01	D - 9
341-14991-00	C - 6	26H-15522-00	D - 3	1FK-18110-00	D - 9
	C - 8	11H-15580-00	D - 3	22N-18113-00	D - 9
1J7-14994-00	C - 6	1J7-15583-01	D - 3	42X-18115-00	D - 9
	C - 9	26H-16150-01	D - 4	1FK-18128-00	D - 9
1FK-15100-03	C -13	26H-16154-00	D - 4	26H-18140-01	D - 9
26H-15113-00	C -14	26H-16307-00	D - 4	4NK-18141-00	D - 8
59J-15113-00	F -10	26H-16321-00	D - 4	1FK-18152-00	D - 9
26H-15138-00	C -13	26H-16324-00	D - 4	2H9-18154-00	D - 9
4G0-15138-00	C -13	26H-16331-01	D - 4	26H-18185-00	D - 8
4H7-15189-00	C -13	1FK-16334-00	D - 4	26H-18511-01	D - 8
59J-15191-00	F -10	1FK-16335-00	D - 4	26H-18512-00	D - 8
1AA-15326-00	C -13	132-16346-00	D - 9	26H-18513-00	D - 8

**NUMERICAL INDEX**

PART NO.	GRID NO.	PART NO.	GRID NO.	PART NO.	GRID NO.
26H-18531-00	D - 8	3JP-21721-00	D -13	4KG-23144-00	E - 9
26H-18536-00	D - 9	3JP-21731-00	D -13	4KG-23145-00	E - 9
26H-18540-00	D - 8	1FK-21732-00	D -14	4V4-23146-L0	E - 9
278-18542-00	D - 8	3JP-21741-00	D -13	3LR-23149-00	E - 9
26H-18561-01	D - 8	1FK-21746-00	D -14		E -10
278-18566-00	D - 8	1FK-21747-00	D -13	4V4-23153-L0	E - 9
3UF-21105-00-33	D -10	1FK-2175J-00	D -14	4V4-23158-L0	E - 9
1FK-21110-00-33	D -10	1FK-2175K-00	D -14		E -10
1FK-21140-00-33	D -10	1FK-2176U-00	D -14	3LR-23168-00	E - 9
1FK-2117F-00	D -10	1FK-2176V-00	D -15		E -10
1FK-2117M-00	D -10	1FK-2177G-00	D -15	3LR-23170-00	E - 9
1FK-2117N-00	D -10	1FK-2177M-00	E - 2		E -1
1FK-21243-01	D -15	1FK-21778-00	D -13	3GM-23173-00	E -
4KB-21268-00	E - 2	1FK-21779-00	D -14	1FK-23174-00	E - 7
26H-21308-00	D -10	1FK-21781-00	D -14	4V4-23181-L0	E - 9
1FK-21315-00	D -10	1FK-21782-00	D -14		E -10
3UF-21359-00	D -15	1UT-21783-00	D -13	4V4-23188-L0	E - 9
5H9-21376-00	E -13	1UT-21784-00	D -13		E -10
1FK-2141V-10	D -10	3JP-2179R-70	E - 2	1FK-23317-00	E - 8
1FK-21511-00-4B	D -11	3JP-2179V-70	E - 2	3LR-23340-00	E -10
1FK-21511-2Y	D -11	1FK-21816-00	D -15	2A6-23408-00	E - 7
1FK-21611-00-3H	D -11	26H-21816-01	D -15	1J7-23415-00	E - 7
1FK-21611-00-4B	D -11	1FK-21826-00	D -15	26H-23418-01	E - 7
1FK-21629-00	D -11	26H-21828-00	D -15	1FK-23435-10	E - 7
1FK-2163A-00	D -12	1FK-21871-00	D -15	1FK-23437-00-38	E - 7
1FK-2163E-00	D -12	26H-21874-00	D -15	1FK-23441-00-38	E - 7
1FK-21645-00	D -11	26H-21875-00	D -15	1FK-23442-00-38	E - 7
1FK-21670-01	D -11	1J7-22141-00	E - 3	584-23484-01	E - 7
1FK-21708-00	D -14	42X-22141-00	E - 3	1FK-23486-00	E - 7
1FK-2171A-00-3H	D -14	1J7-22143-00	E - 3	1FK-24110-01-33	E -11
1FK-2171A-00-4B	D -14	26H-22189-00	E - 3		G -10
1FK-2171E-00	D -13	2H7-2219X-00	E - 3	1FK-2414A-00	E -11
1FK-2171H-00	D -14	3JP-22210-00	E - 6		G -10
1FK-2171L-00	D -14	42X-22243-00	E - 6	1JH-24170-00	G -11
	D -15	3JP-23102-00	E - 9	25H-24180-00	E -11
1FK-2171T-00	D -14	3JP-23103-00	E - 9		G -10
1FK-2171X-00	D -14	3LR-23110-00	E - 9	1FK-24181-00	E -11
3JP-21711-00	D -13	3LR-23111-00	E - 9		G -10
2N4-21717-00	D -13		E -10	1FK-24182-00	E -11
	D -15	3YF-23118-00	E - 9		G -10
437-21717-10	D -11		E -10	1FK-24184-00	E -11
1FK-2172A-01	D -13	4KM-23123-01	E -10		G -10
1FK-2172F-00	D -13	3XJ-23125-L0	E - 9	1FK-24186-00	E -1
1FK-2172G-00	D -13	3JP-23126-00	E - 9		G -1
1FK-2172H-00	D -13	3LR-2313A-00	E - 7	1FK-2419A-00	E -12
1FK-2172K-01	D -15	3JP-23136-00	E - 9	1JH-2419E-00	G -11
1FK-2172M-00	D -14	3LR-23141-00	E - 9	1JH-24190-00	G -11
1FK-2172W-00	D -13		E -10	1FK-24311-00	E -11



NUMERICAL INDEX

PART NO.	GRID NO.	PART NO.	GRID NO.	PART NO.	GRID NO.
1FK-24311-00	G-10	29L-25398-00	E-14	36Y-26262-00	F-4
1FK-24314-00	E-11		F-2	36Y-26272-00	F-4
	G-10	29L-25398-10	E-14	3JB-26273-00	F-4
1FK-24315-00	E-11		F-2	3JB-2628J-00	F-4
	G-10	29L-25398-20	E-14	1AA-26280-02	F-6
1JH-24316-00	G-11		F-2	1AA-26290-02	F-5
1JH-24335-00	G-11	3JP-2580T-00	E-15	1FK-2631J-00	C-7
1FK-24376-00	E-11	3JP-2580U-00	E-15		C-10
	G-10	48H-2580W-00	F-3	1FK-26311-00	F-4
FK-24393-00	E-11	3JP-2581T-00	E-15	1FK-26312-00	F-4
	G-10	1FK-25819-00	F-3	1FK-26313-00	C-7
1FK-24560-00	E-11	3JP-2582U-00	F-3		C-10
	G-10	1FK-25827-00	F-3	5H0-26393-00	F-4
1FK-24566-00	E-11	1FK-25828-00	F-3	1FK-26450-10	F-6
	G-10	3HE-2583T-00	F-5	1FK-26452-01	F-6
47G-24650-00	E-11	1KT-25836-00	E-15	1AE-26454-00	F-6
	G-10	41Y-25836-00	F-3	3GM-26455-00	F-6
2HY-24711-00	E-13	341-25846-00	E-14	26H-26464-00	F-6
18A-24724-00	D-14	1FK-25850-50	F-9	1AE-26467-00	F-6
23T-24724-01	E-11	2KF-25852-50	F-9	1FK-26470-01	F-6
	G-10	3HE-25852-00	F-5	1FK-26475-00	F-6
1FK-2473T-00	E-13	36Y-25854-00	F-5	1UT-27111-01-R4	F-8
1FK-24736-00	E-13	360-25854-00	F-9	371-27114-00	F-8
3UF-24737-00	E-13	2GU-25855-00	F-9	1FK-27115-00	F-8
22W-24741-00	E-13	4L0-25862-00	F-5	1FK-27211-00-93	F-7
2HY-24750-00	E-13		F-6	1FK-27212-00	F-8
2HY-24751-00	E-13	36Y-25867-00	F-5	47X-27222-00	F-8
1FK-2476F-00	E-13	1FK-25872-02	F-5	1FK-27311-00-R4	F-8
1FK-24760-00	E-13	3LR-25873-01	F-5	1FK-27315-00	F-8
2HY-24771-00	E-13	1FK-25874-02	F-9	1FK-27352-00	F-8
1FK-24772-00	E-13	3LR-25874-01	F-5	1UT-27410-10	F-7
1FK-24780-00	E-13	55R-25875-00	F-5	1NH-27413-00	F-7
1FK-24790-00	E-13	55R-25876-00	F-5	26H-27414-00	F-7
1FK-24791-00	E-13	42H-25885-01	F-5	1UT-27420-10	F-7
1FK-24796-00	D-14	1FK-2589F-00	F-6	26H-2743E-00	F-7
341-25149-00	E-14	31A-25894-01	F-9	1UT-27430-01	F-7
3JP-25168-00-33	E-14	1FK-25895-00	F-9	1NH-27433-00	F-7
1FK-25181-00	E-14	26H-25919-00	F-3	1UT-27440-01	F-7
1FK-25190-01	E-14	3GM-25919-00	E-15	1FK-27442-00	F-7
146-25315-00	E-14	3HE-25924-00	F-3	1FK-27443-00	F-7
4H7-25315-00	F-2		E-15	1FK-28100-01	D-10
1J7-25319-01	F-2	3GM-25925-00	E-15	1HX-28227-00	D-12
1FK-25327-00	F-3		F-3	3TU-28344-00	E-2
3JP-25338-00-33	F-2	1FK-26111-10	F-4	1FK-28345-00	D-14
1FK-25364-00	F-2	3JB-26240-00	F-4	1FK-2837N-00	D-13
26H-25366-00	F-2	3JB-26241-00	F-4	1FK-2837R-00	D-13
36Y-25371-00	F-3	26H-26244-01	F-4	1FK-46101-02	E-4
4NK-25381-00	F-2	36Y-26261-00	F-4	1J7-46117-Y0-25	E-4

NUMERICAL INDEX

PART NO.	GRID NO.	PART NO.	GRID NO.	PART NO.	GRID NO.
1J7-46117-Y0-30	E-4	1FK-82510-01	G-7	214-84153-60	D-15
1J7-46117-Y0-40	E-4	1FK-82530-02	G-7	2F9-84314-00	G-2
1J7-46117-Y0-50	E-4	1FK-82539-00	G-7	42X-84315-01	G-2
22U-46118-00-12	E-4	1L9-82540-00	G-5	42X-84321-A0	G-2
22U-46118-00-14	E-4	2JX-82541-00	G-5	42X-84330-01	G-2
22U-46118-00-16	E-4	3LN-82560-01	G-5	1A0-84332-60	G-2
22U-46118-00-18	E-4	3LD-82566-70	G-7	198-84334-60	G-2
22U-46118-00-20	E-5	3JP-82590-00	G-7	1FK-84338-00	G-2
2H7-46122-00	E-4	1UA-82591-00	G-7	42X-84345-00	G-2
4H7-46123-01	E-4	12R-82591-00	F-8	42X-84366-00	G-2
4H7-46125-00	E-4	36Y-82917-00	G-4	2F9-84375-00	G-2
1FK-46152-01	E-4	42X-83310-K0	F-13	5Y3-84395-00	G-2
1FK-46153-00	E-4	256-83311-70	F-13	2F9-84397-01	G-2
1FK-46154-00	E-5	42X-83312-00	F-13	1FK-84516-01-98	D-11
1FK-46156-00	E-5	42X-83313-00	F-13	1FK-84700-60	G-3
1FK-46157-00-15	E-5	1AA-83318-00	F-13	1FK-84702-00	G-3
1FK-46157-00-20	E-5	1AA-83330-K0	F-13	256-84714-61	F-13
1FK-46172-00	E-5	2UJ-83350-00	G-7		F-13
4X7-46180-00	E-5	26H-83354-00	G-5	42X-84721-60	G-3
3UF-81410-10	F-10	57M-83358-00	F-13	42X-84723-01	G-3
3UF-81670-00	F-10	42X-83363-00	F-13	11H-85110-01	G-5
1FK-81800-10	F-12	1FK-83371-02	G-7	1FK-85130-00	G-6
3AJ-81801-00	F-12	1GR-83507-00	F-14	1FK-85720-00	G-5
1FK-81826-10	F-12	1FK-83509-00	F-14	42H-85740-00	F-11
11H-81844-00	F-12	42X-83517-00	F-14	1FK-85752-00	E-12
26H-81847-00	F-12	1FK-83519-00	F-14		G-11
3UF-81940-00	G-8	3UF-83520-00	F-14	42X-85753-00	E-12
1RL-81950-92	G-8	1FG-83523-00	F-14		G-11
3JP-81960-00	G-8	1FK-83523-00	F-14	1FK-85821-00	F-11
3H5-81980-00	G-7	1FK-83526-00	F-15	1FK-85826-00	F-11
4U8-81980-M0	G-8	1FK-8353G-00	F-14	1FK-85830-M0	F-11
4X7-82110-J0	G-7	1FK-8353H-00	F-14	1FK-85850-00	F-11
1FK-82112-00	G-7	1FK-83535-00	F-14	90101-06576	C-11
1UT-82115-00	G-7	1FK-83540-00	F-14		C-12
1FK-82116-00	G-7	1FK-83545-00	F-14	90105-06153	B-2
1FK-82122-00	G-7	1FK-83550-11	F-15	90105-06375	G-2
1E6-82131-00	G-7	3JP-83559-00	F-15	90105-06696	G-5
1AE-82150-00	G-7	1FK-83570-A1	F-14	90105-07342	B-8
1AE-82151-00	G-7	1GR-83570-F1	F-14	90105-081A0	D-10
42X-82151-20	G-7	11H-83591-00	G-5	90105-081A1	F-7
3JP-82305-11	G-5	1FK-83912-01	F-6		F-9
25G-82310-10	G-5	36Y-83913-01	G-4	90105-08177	D-10
2EN-82317-00	G-5	1FK-83922-00	G-4	90105-08777	F-3
4X7-82341-00	G-5	437-83936-01	G-7	90105-100A4	E-5
1FK-82370-00	G-5	437-83936-11	G-7	90105-10248	C-13
22N-82380-10	G-5	1FK-83973-11	G-4	90105-10249	C-14
J45-82503-01	G-4	1UF-83973-10	G-4	90105-10271	C-12
		42X-84124-60	G-2	90105-10376	D-10

NUMERICAL INDEX

PART NO.	GRID NO.	PART NO.	GRID NO.	PART NO.	GRID NO.
90105-10638	E -15	90149-06154	D -10	90201-06057	D -12
	F - 3	90149-08152	C -14	90201-06059	D -15
90105-12252	D -10	90151-05034	F -11	90209-21281	F - 8
90105-12374	B - 4	90151-06013	D - 8	90209-25196	G - 2
90109-063F8	D - 9	90151-06041	C -14	90201-062G3	D -11
90109-06468	F - 8		D - 9	90201-063J2	F -15
90109-083G4	E -15	90151-06061	C -13	90201-065F3	F -11
	F - 3		C -15		G - 5
90109-08441	D - 9	90154-06033	C - 3	90201-065G8	E -11
90109-103G0	C -13	90157-04001	G - 2		G -10
90109-106A1	C -13	90157-05050	C - 5	90201-06643	F -10
90109-10658	F - 8		C - 8	90201-06765	G - 3
90109-107A2	F - 8	90157-05079	G - 7	90201-08083	F - 8
90110-05106	C -11	90157-05084	G - 2	90201-08086	D - 7
90110-05107	C -11	90159-03044	F -14	90201-08087	B -15
90110-05108	C -11	90159-03102	F -14		C - 2
90110-06035	D - 6	90159-04043	F -14		E -11
90110-06054	C -11	90159-05073	B -11		G -10
90110-06074	G - 4	90159-05119	C - 4	90201-08326	D -10
90110-06084	B -10	90159-06056	F - 9	90201-100A1	E - 6
90110-06102	D -13	90159-06071	E -13	90201-10118	D - 5
90110-06237	D - 2	90164-04005	F -14		F - 5
90110-06238	C -15	90164-04009	F -14		F - 6
90110-06239	B - 9	90170-06010	G - 4		F - 9
	B -12	90170-06228	D - 9	90201-10131	C -14
90110-06240	B - 9	90170-20323	D - 4	90201-102G9	B - 2
	C -15	90176-06041	G - 2	90201-10669	C -12
	D - 2	90176-08040	D -10	90201-10742	C -12
	F - 5	90176-10033	D -10	90201-11723	B -15
	F - 6	90176-10073	E - 6	90201-121H0	B - 4
90110-06241	B - 9	90176-10075	E - 5	90201-124E4	D - 9
90110-06242	C -15	90176-22050	E - 7	90201-127E1	D - 9
90110-06243	D - 5	90179-08327	B - 4	90201-12790	C -14
90110-10092	D -10	90179-08673	C -11	90201-166R5	E - 4
90110-10128	D -10		C -12	90201-166R6	D - 7
90111-05012	D -13	90179-10414	B - 2	90201-185R7	F - 2
90116-08427	E - 4	90179-10658	D -10	90201-231A2	E - 5
90116-10249	E - 4	90179-16661	E - 4	90201-232K5	D - 6
90116-10411	C -13	90179-16662	D - 7	90201-252K4	D - 7
90116-10593	E - 4	90179-25033	E - 7	90201-256K5	D - 6
90119-06044	B -11	90179-44328	D - 7	90201-256K6	D - 6
	E -13	90183-04027	D -14	90201-256K7	D - 6
90119-06056	D -15		G - 5	90201-25634	D - 7
90119-06115	C -11	90183-06008	D -13	90201-350F3	D - 3
90119-06218	B - 2	90185-10037	F - 8	90202-05187	E -12
90149-06011	E -12	90185-10091	F - 8		G -11
	G -11	90185-18167	F - 2	90202-26142	E - 7
90149-06131	G - 4	90201-052E2	F -14	90208-04029	E - 8

NUMERICAL INDEX

PART NO.	GRID NO.	PART NO.	GRID NO.	PART NO.	GRID NO.
90209-06096	C -15	90401-20145	B -15	90467-10008	G -11
90209-11262	B - 2	90430-06014	C -15	90467-10039	C - 3
90209-21281	D - 7	90430-06166	C -13	90467-11019	D -15
90209-25196	D - 6	90430-10148	D - 5	90467-11090	B -13
90209-27192	D - 6	90445-07419	C - 7	90467-11106	G -11
90209-32231	D - 6		C - 9	90467-12124	E -11
90215-08115	D - 9	90445-086A8	E -11		G -10
90215-22238	E - 3		G -10	90467-14015	B -12
90215-25218	D - 4	90445-08715	C - 3	90467-14057	F - 9
90240-08013	F - 8	90445-090A9	C - 4	90467-23067	B -12
90249-12167	F - 2	90445-09120	B -12	90468-03178	D -13
90254-03008	B - 2	90445-103E6	G -11	90468-12006	F -11
90269-04003	E - 7	90445-105G5	E -12	90468-98132	B - 5
90280-05029	B - 4	90445-120E7	C - 4		C -15
90331-15039	D - 6	90460-11149	C - 4	90480-12296	D -14
90338-05151	B -11	90460-15227	B -12	90480-12475	D -15
90338-06134	B - 9		B -13	90480-13018	C - 3
90338-08163	D -11	90460-38285	B -11	90480-14023	F -11
	E - 7		B -12	90480-14052	B -11
90338-10150	B - 2	90460-49274	C - 3	90480-14229	F -14
90338-11152	C -13	90460-59213	C - 4		G - 3
90338-20113	E - 3	90461-15100	E -11	90480-18276	B -11
90340-14068	C -15		G -10	90480-19283	B -11
90340-14132	B - 9	90462-06192	C -15	90501-04623	D - 3
	E - 5	90462-20149	C - 3	90501-06022	D - 8
90340-20090	B - 2	90464-13073	G - 7	90501-06585	C - 3
90387-045R4	G - 5	90464-16021	D -11	90501-08668	G -11
90387-080A7	D -15	90464-16025	D -11	90501-10312	G - 4
90387-06026	G - 3	90464-16039	G - 7	90501-106A4	B -12
90387-06033	B -11	90464-20070	G -11	90501-106A5	B -12
90387-06299	F -11	90464-30071	E -11	90501-16491	E - 5
90387-06387	E -11		G -10	90501-75638	D - 7
	G -10	90465-08193	C - 2	90502-09024	E - 7
90387-06500	C - 3	90465-08220	C -15	90506-07136	E - 3
90387-07037	B -11	90465-08233	C -14	90506-08227	D - 9
90387-07789	D -11	90465-08287	C -14	90506-13312	D - 9
90387-173R6	E -14	90465-23286	C - 2	90506-18305	F - 8
90387-17543	E - 3	90467-08003	B -12	90506-45222	F - 8
90387-200J2	F - 3	90467-08021	C - 3	90507-29019	F - 8
90387-203H7	F - 2		E -11	90508-32588	D - 9
90401-08038	B -15		G -10	90560-17322	E -14
90401-08093	C - 2	90467-08092	C - 4	90560-20295	F - 2
90401-10084	D - 5	90467-09006	E - 2	90560-30234	D - 8
90401-10108	B -15		E -12	91314-06016	C - 3
90401-10159	F - 5		G -11	91314-06020	E - 7
	F - 6	90467-10008	C - 7	91314-06050	E - 7
	F - 9		C -10	91314-08032	E -10
	F - 5		E -12	91314-08040	E - 7

NUMERICAL INDEX

PART NO.	GRID NO.	PART NO.	GRID NO.	PART NO.	GRID NO.
91317-06020	B - 8	92907-06600	D - 15	93210-18322	B - 2
	B - 9		E - 7		D - 4
	C - 3		E - 11	93210-20573	C - 4
	F - 5		E - 12		C - 13
91317-06025	B - 14		E - 13	93210-21631	B - 2
91317-06030	B - 15		F - 6	93210-27778	B - 9
91317-08014	D - 3		F - 10		B - 12
91317-08020	D - 11		F - 14		C - 14
91317-08030	E - 7		G - 2	93210-29196	G - 5
91490-16020	F - 8		G - 5	93210-45150	C - 15
91490-20025	F - 3		G - 7	93210-45511	B - 10
92014-06012	D - 13		G - 8	93210-45578	C - 3
92014-06025	D - 13		G - 11	93210-60426	E - 4
92017-05010	C - 3	92907-08100	D - 10	93210-68347	F - 2
92901-04100	C - 5	92907-08700	E - 5	93210-71360	D - 7
	C - 6	92990-05300	B - 11	93211-113A8	B - 9
	C - 8	92990-06600	C - 11	93211-54898	E - 5
	C - 9		C - 12	93306-00004	B - 9
	F - 9		E - 7	93306-00315	D - 4
92901-04600	F - 9	92990-08600	E - 3	93306-20555	D - 6
92903-20600	F - 2	92990-10100	E - 5	93306-20645	D - 6
92907-04200	D - 14	92995-06100	F - 8	93306-20901	D - 7
	G - 5	93101-10090	B - 9	93306-30317	E - 14
92907-04600	F - 15	93101-30084	E - 5	93306-30430	D - 6
	G - 4	93101-35085	D - 7	93306-30437	F - 2
	G - 5	93101-38098	E - 4	93306-30533	E - 4
92907-05100	C - 3	93102-12106	D - 9	93306-36401	D - 6
	G - 6	93102-25017	E - 3	93306-90602	D - 8
92907-05200	G - 6	93102-25064	F - 2	93311-43729	E - 4
92907-05600	B - 11	93102-28022	E - 14	93316-01403	E - 4
	C - 3	93102-70167	E - 5	93317-32677	F - 2
	C - 4	93105-45017	E - 14	93317-41510	E - 4
	C - 11	93106-40027	F - 2	93332-00001	E - 7
	F - 3	93108-43013	E - 5	93332-00008	E - 7
	F - 14	93109-08061	D - 4	93332-00010	E - 3
92907-06100	D - 11	93210-03119	C - 5	93332-00024	D - 7
	F - 5		C - 8	93332-00028	D - 7
	F - 6	93210-06632	D - 4	93399-99926	E - 5
	G - 3	93210-06667	B - 14	93410-22039	E - 5
	G - 10		B - 15	93410-23056	D - 6
92907-06200	D - 13		C - 14		E - 5
	G - 11	93210-13361	B - 15	93440-20088	E - 5
92907-06600	B - 11	93210-14104	B - 12	93440-28062	D - 6
	B - 12	93210-14369	C - 15	93440-30077	D - 6
	C - 14	93210-14579	B - 15	93440-34025	D - 6
	D - 11	93210-14637	B - 15	93440-45022	F - 2
	D - 13	93210-15620	F - 9	93440-52118	D - 6
	D - 14	93210-16629	B - 2	93450-19095	B - 4

NUMERICAL INDEX

PART NO.	GRID NO.	PART NO.	GRID NO.	PART NO.	GRID NO.
93511-32027	D - 4	95707-08500	D - 11	97707-30112	F - 4
93603-07073	D - 4	95707-10500	F - 7	97707-40512	D - 14
93603-10049	D - 8	95707-12500	F - 13	97707-40516	G - 5
93603-14026	B - 9	95807-06010	D - 14	97707-40616	G - 3
93604-17198	D - 8	95807-06012	E - 13	97707-40625	G - 3
93604-21197	D - 8	95807-12016	C - 14	97707-50114	C - 4
93615-12088	D - 3	95814-06070	C - 13	97707-50512	G - 10
93900-00016	E - 14	95814-06090	C - 13	97707-50612	E - 11
	F - 2	95814-08045	C - 13	97707-60516	F - 11
94111-1805D	E - 14	95814-08080	C - 13	98506-04018	C - 6
94111-1805F	E - 14	95817-06012	B - 15		C - 9
94115-1505E	F - 2		C - 2	98507-04008	G - 5
94115-1505G	F - 2	95817-06045	C - 13	98507-04016	F - 15
94580-81118	B - 8	95817-06095	C - 13		G - 4
94681-01021	B - 8	95817-06012	E - 11	98507-05008	B - 11
94701-00241	B - 2		G - 10		C - 7
94701-00242	B - 2	95817-08025	B - 8		C - 10
95024-06016	F - 5	95817-08030	D - 7		F - 4
95024-08016	E - 7	95817-08050	C - 13	98507-05010	C - 3
	F - 7	95817-08065	C - 13		C - 11
95024-08020	E - 6	95817-08095	C - 13	98507-05012	B - 11
	F - 7	95824-08045	E - 9	98507-05020	C - 4
95024-08030	F - 7	95827-06020	D - 11		F - 3
95024-10030	F - 7	95827-06025	F - 12	98507-05035	G - 4
95027-08025	C - 12	95827-06055	F - 12	98507-05040	G - 4
95304-06700	D - 9	95827-08025	D - 11	98507-05045	G - 4
95307-05600	B - 11	95827-08060	D - 10	98507-06008	D - 2
	F - 14	95917-08620	B - 2	98507-06012	C - 14
95307-05700	G - 6	97004-06030	F - 13		D - 11
95307-06600	D - 12	97004-08035	E - 3	98507-06016	B - 12
	F - 15	97007-06012	D - 14		C - 15
	G - 3		E - 7		D - 11
95307-08700	F - 8	97007-06014	G - 11		D - 13
95333-08600	E - 5	97007-06016	F - 14		F - 10
95380-05600	F - 14	97017-06010	C - 12	98507-06020	G - 5
95607-06100	F - 7	97017-06016	E - 12	98507-06025	F - 11
	F - 8		G - 2	98507-06030	B - 12
	G - 4		G - 7	98507-06040	D - 15
	E - 7		G - 11		F - 10
95607-10200	F - 6	97017-06020	B - 11	98511-04012	C - 5
95617-06100	B - 2	97017-06025	D - 4		C - 6
95617-06635	E - 5	97017-06030	E - 11	98517-04012	C - 8
95704-06500	F - 13	97017-10045	C - 12		C - 9
95704-08500	D - 11	97027-06012	D - 15		F - 9
95707-06500	D - 6		E - 13	98517-06012	F - 6
	F - 2	97027-06016	D - 11		F - 7
	D - 6	97027-06020	D - 9		F - 10
	G - 8	97027-06030	G - 10	98517-06020	D - 13

**NUMERICAL INDEX**

<b>PART NO.</b>	<b>GRID NO.</b>
98517-06030	G - 8
98580-04010	C - 5
	C - 8
98580-05012	C - 5
	C - 8
98580-06010	C - 7
	C - 10
98707-04012	F - 5
	F - 8
98707-05012	G - 5
98707-05018	D - 8
99006-10600	D - 9
99009-10400	B - 9
99009-11400	B - 14
99009-12400	B - 14
	D - 9
99009-52500	F - 2
99080-05600	D - 15
99237-00080	D - 11
99510-08018	B - 2
	B - 15
99530-10014	B - 9
	B - 14
	C - 13
	C - 15
	D - 2
99530-14018	B - 2

**PART NO. GRID NO.**

**PART NO. GRID NO.**

**PART NO. GRID NO.**

**NUMERICAL INDEX**

**PART NO. GRID NO.**

**PART NO. GRID NO.**

*COPYRIGHT: All rights reserved. No part of this publication  
may be reproduced without permission.*

**YAMAHA**

YAMAHA MOTOR CO., LTD.

2500 SHINGA I IWATA SHIZUOKA JAPAN  
SERVICE INFORMATION DIV.

---

Printed in Japan  
First edition MAY., 1996