



# PARTS CATALOGUE

**FZ6-S** (5VX6) EUROPE, SOUTH AFRICA  
**FZ6-ST** (5VX7) AUSTRALIA

FZ6-S/FZ6-ST  
PARTS CATALOGUE  
©2004 by Yamaha Motor Co., Ltd.  
1st edition, August 2004  
All rights reserved.  
Any reprinting or unauthorized use  
without the written permission of  
Yamaha Motor Co., Ltd.  
is expressly prohibited.  
Printed in Japan.

**A3**

**FZ6-S/FZ6-ST**



**A4**

# FOREWORD

This Parts Catalogue is related to the parts for the model(s) on the cover page. When you are ordering replacement parts, please refer to this Parts Catalogue and quote both part numbers and part names correctly.

1. Modifications or additions which have been made after the issue of the Parts Catalogue will be announced in the Parts News.

It is advisable that you make the necessary corrections to the Parts Catalogue according to the Parts News.

2. Abbreviations

The following abbreviations are used in this Parts Catalogue.

“UR” Use specified parts number.

“UN” Use as many as needed.

“AP” Alternate Parts

“LM” Locally Made (Parts need to be ordered locally)

“F#” Frame No. (Applicable machine No.)

“O/S” Over Size

3. The number of components for assembly

- Parts, which are to be supplied in an assembly, are listed with a dot (.) in front of the part name as shown below.
- The numeral appearing to the right of each component part indicates the quantity of parts for each assembly unit.

PART NO.	DESCRIPTION	Q'TY	REMARKS
2F5-83310-60	FRONT FLASHER LIGHT ASSY	2	
115-83311-60	.BULB (6V-18W)	1	

4. Applicable colours of graphics are represented in the “REMARKS” as shown below.

PART NO.	DESCRIPTION	Q'TY	REMARKS
2N4-24110-00-X5	FUEL TANK COMP.	2	MXR
3J1-24240-10	.GRAPHIC, FUEL TANK	1	FOR MXR

5. Note that the illustrations for reference in finding parts numbers are not to be used for assembling. When assembling, please use the applicable service manual.

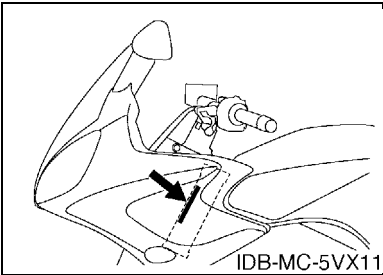
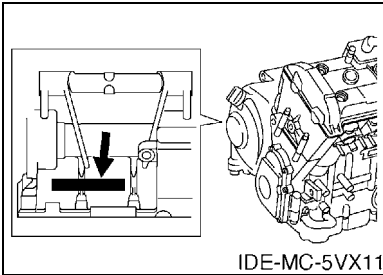
6. The asterisk (\*) before a reference number indicates modified items after the first edition.

# FOREWORD

7. Applicable Serial No.

Engine Serial No.

Frame Serial No.



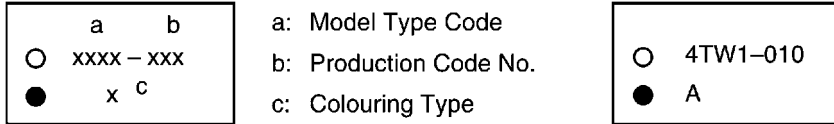
8. Applicable Colour Code (The (\*) mark shows Model colour.)

Abbreviation	Colour Name	Colour Code
BS4(*)	BLUISH SILVER 4	0820
DNMB(*)	DARK GRAY METALLIC B	0853
DPBML(*)	DARK PURPLISH BLUE METALLIC L	0865
LGB	LOW GLOSS BLACK	0098
SL	SILVER	0035

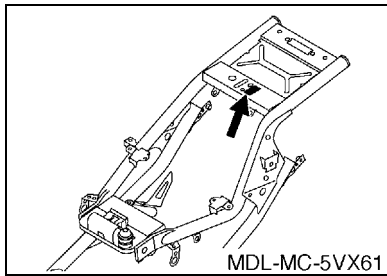
# MODEL LABEL

(1) A label called "Model Label" is affixed in the location as indicated in (3) below. When using this parts catalogue, please be sure to cross-reference the "model code – production code No." in the catalogue with the "model code – production code No." indicated on the Model Label affixed onto the product concerned.

(2) "Model Label" Indication



(3) Model Label Affixing Location



(4) Colouring Information

Model Code	Colouring Type Code	Colour Code	Colour Name	Abbreviation
5VX6	A	0865	DARK PURPLISH BLUE METALLIC L	DPBML
	B	0853	DARK GRAY METALLIC B	DNMB
	C	0820	BLUISH SILVER 4	BS4
5VX7	A	0865	DARK PURPLISH BLUE METALLIC L	DPBML
	B	0853	DARK GRAY METALLIC B	DNMB
	C	0820	BLUISH SILVER 4	BS4

(5) Model Code – Production Code Number of Model Listed in This Parts Catalogue

Model Code	Production Code No.	Country (destination)	Model Code	Production Code No.	Country (destination)	
5VX6	010	EUROPE				
	020	BELGIUM				
	030	030	DENMARK			
		030	FINLAND			
		030	NORWAY			
	050	UNITED KINGDOM				
	060	GREECE				
	070	070	IRELAND			
		070	SOUTH AFRICA			
090	PORTUGAL					
5VX7	010	AUSTRALIA				

# CONTENTS

## ENGINE

CYLINDER .....	B2
CRANKSHAFT & PISTON .....	B3
VALVE .....	B4
CAMSHAFT & CHAIN .....	B6
WATER PUMP .....	B7
RADIATOR & HOSE .....	B8
OIL PUMP .....	B10
OIL CLEANER .....	B11
INTAKE .....	B12
INTAKE 2 .....	B13
AIR INDUCTION SYSTEM .....	B15
EXHAUST .....	C2
CRANKCASE .....	C4
CRANKCASE COVER 1 .....	C6
STARTER .....	C8
CLUTCH .....	C9
TRANSMISSION .....	C11
SHIFT CAM & FORK .....	C13
SHIFT SHAFT .....	C14

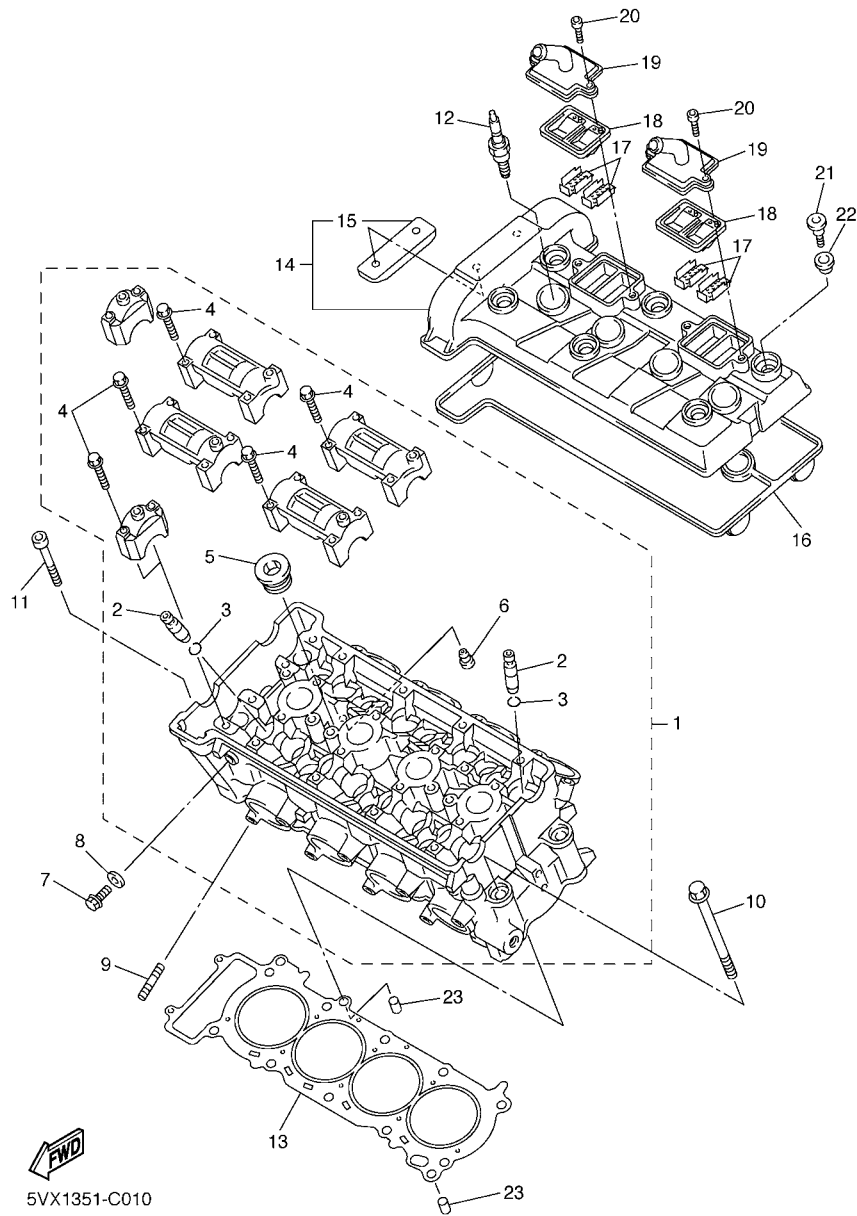
## CHASSIS

FRAME .....	D2
FENDER .....	D4
SIDE COVER .....	D7
REAR ARM .....	D9
REAR SUSPENSION .....	D10
STEERING .....	D11
FRONT FORK .....	D12
FUEL TANK .....	D14
SEAT .....	E2
FRONT WHEEL .....	E3
FRONT BRAKE CALIPER .....	E4
REAR WHEEL .....	E5
REAR BRAKE CALIPER .....	E7
STEERING HANDLE & CABLE .....	E8
FRONT MASTER CYLINDER .....	E9
STAND & FOOTREST .....	E10
REAR MASTER CYLINDER .....	E13
COWLING 1 .....	E14
GENERATOR .....	F2
STARTING MOTOR .....	F3

FLASHER LIGHT .....	F4
METER .....	F5
HEADLIGHT .....	F6
TAILLIGHT .....	F7
HANDLE SWITCH & LEVER .....	F8
ELECTRICAL 1 .....	F9
ELECTRICAL 2 .....	F10

## INDEX

NUMERICAL INDEX .....	M1
-----------------------	----

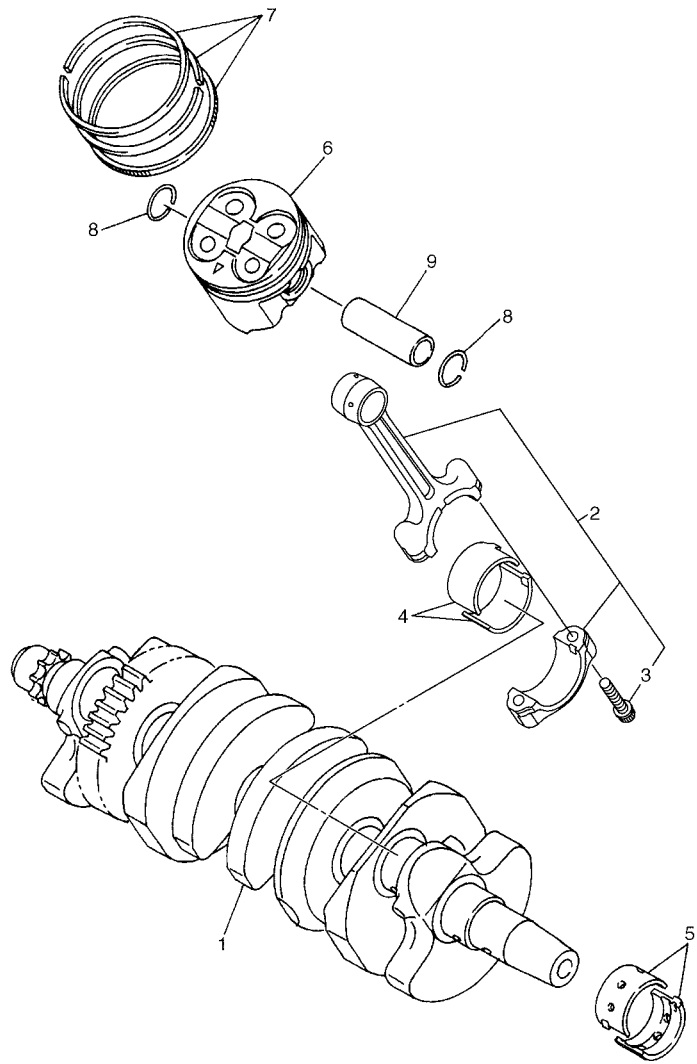


5VX1351-C010

FIG. 1 CYLINDER

REF. NO.	PART NO.	DESCRIPTION	5VX6	5VX7	REMARKS
1	5VX-11101-01	CYLINDER HEAD ASSY	1	1	
2	5EB-11133-10	.GUIDE, VALVE 1	16	16	
3	93440-10153	.CIRCLIP	16	16	
4	90105-06027	.BOLT, FLANGE	20	20	
5	90340-20090	.PLUG, STRAIGHT SCREW	3	3	
6	11H-15138-00	.NOZZLE 1	1	1	
7	95027-08012	BOLT, FLANGE	1	1	
8	90430-08119	GASKET	1	1	
9	95617-08625	BOLT, STUD	8	8	
10	90119-10003	BOLT, WITH WASHER	10	10	
11	91314-06060	BOLT	2	2	
12	94701-00403	PLUG, SPARK (NGK CR9EK)	4	4	
13	5VX-11181-00	GASKET, CYLINDER HEAD 1	1	1	
14	5VX-11191-00	COVER, CYLINDER HEAD 1	1	1	
15	5BE-12241-00	.GUIDE, STOPPER 2	1	1	
16	5SL-11193-00	GASKET, HEAD COVER 1	1	1	
17	5SL-1482K-00	PLATE	4	4	
18	5SL-14890-00	REED VALVE ASSY	2	2	
19	5SL-14899-00	CAP, CASE	2	2	
20	91317-06020	BOLT	4	4	
21	90109-066F0	BOLT	6	6	
22	4KG-1111G-00	RUBBER, MOUNT 1	6	6	
23	99530-10114	PIN, DOWEL	2	2	



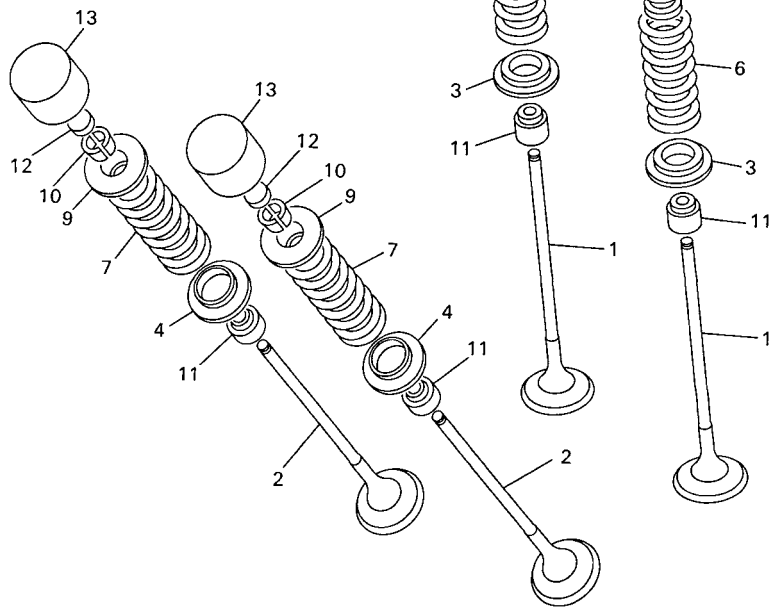


**FIG. 2 CRANKSHAFT & PISTON**

REF. NO.	PART NO.	DESCRIPTION	5VX6	5VX7			REMARKS
1	5SL-11411-00	CRANKSHAFT	1	1			
2	5VX-11650-00	CONNECTING ROD ASSY	4	4			
3	5VX-11654-00	.BOLT, CONNECTING ROD	2	2			
4	5VX-11656-00	PLANE BEARING, CONNECTING ROD	8	8			UR BLUE
	5VX-11656-10	PLANE BEARING, CONNECTING ROD	8	8			UR BLACK
	5VX-11656-20	PLANE BEARING, CONNECTING ROD	8	8			UR BROWN
	5VX-11656-30	PLANE BEARING, CONNECTING ROD	8	8			UR GREEN
5	5EB-11416-A0	PLANE BEARING, CRANKSHAFT 1	10	10			UR WHITE
	5EB-11416-00	PLANE BEARING, CRANKSHAFT 1	10	10			UR BLUE
	5EB-11416-10	PLANE BEARING, CRANKSHAFT 1	10	10			UR BLACK
	5EB-11416-20	PLANE BEARING, CRANKSHAFT 1	10	10			UR BROWN
	5EB-11416-30	PLANE BEARING, CRANKSHAFT 1	10	10			UR GREEN
6	5SL-11631-00	PISTON (STD)	4	4			
7	5SL-11603-00	PISTON RING SET (STD)	4	4			
8	93450-17129	CIRCLIP	8	8			
9	5EB-11633-00	PIN, PISTON	4	4			



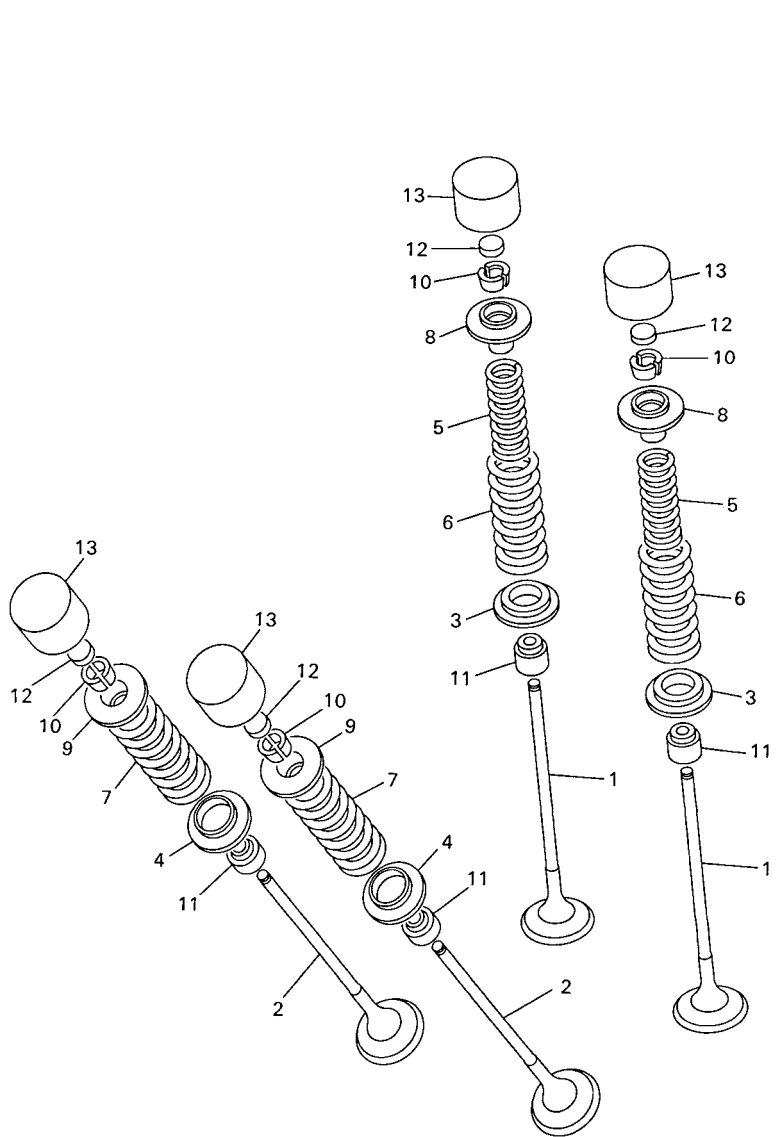
5VX6300-D020



5EB3351-9030

FIG. 3 VALVE

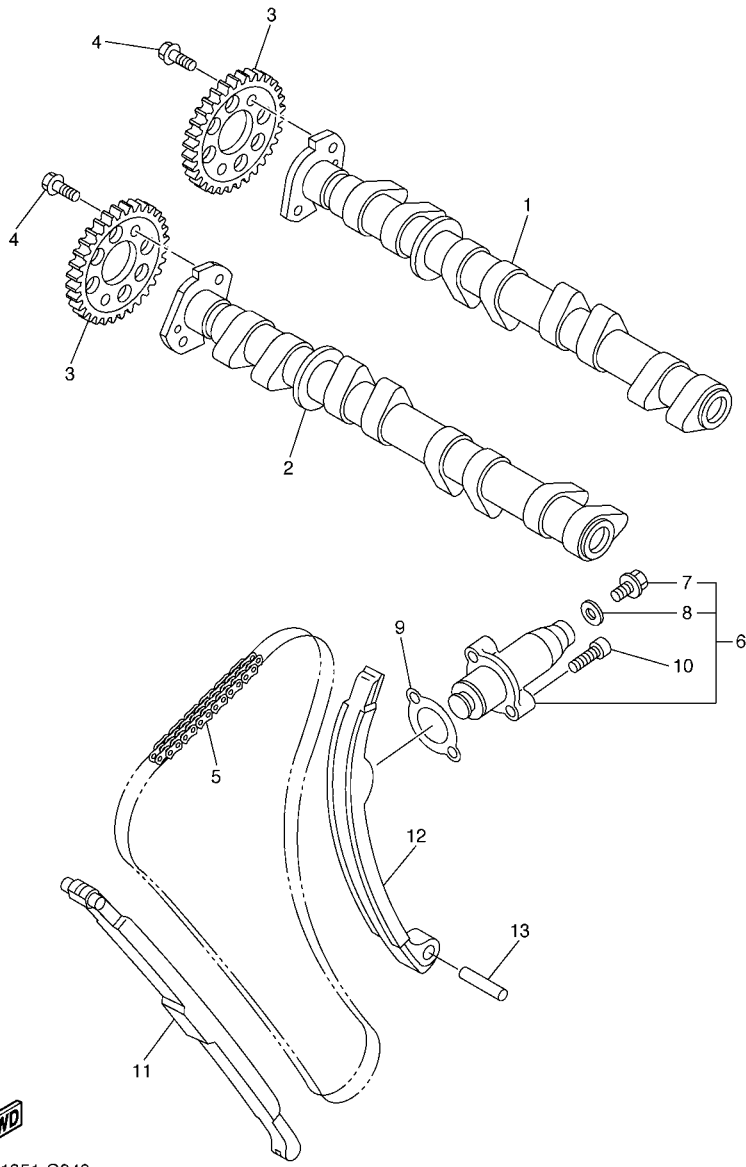
REF. NO.	PART NO.	DESCRIPTION	5VX6	5VX7	REMARKS
1	5SL-12111-10	VALVE, INTAKE	8	8	
2	5SL-12121-10	VALVE, EXHAUST	8	8	
3	5SL-12116-00	SEAT, VALVE SPRING	8	8	
4	5EB-12126-00	SEAT, VALVE SPRING 2	8	8	
5	5EB-12113-00	SPRING, VALVE INNER	8	8	
6	5EB-12114-00	SPRING, VALVE OUTER	8	8	
7	5EB-12124-01	SPRING, VALVE OUTER	8	8	
8	5EB-12117-00	RETAINER, VALVE SPRING	8	8	
9	5EB-12127-00	RETAINER, VALVE SPRING	8	8	
10	1HX-12118-00	COTTER, VALVE	32	32	
11	4TV-12119-00	SEAL, VALVE STEM	16	16	
12	1HX-12168-00	PAD, ADJUSTING 2 (1.20)	16	16	UR
	1HX-12168-20	PAD, ADJUSTING 2 (1.25)	16	16	UR
	1HX-12168-40	PAD, ADJUSTING 2 (1.30)	16	16	UR
	1HX-12168-60	PAD, ADJUSTING 2 (1.35)	16	16	UR
	1HX-12168-80	PAD, ADJUSTING 2 (1.40)	16	16	UR
	1HX-12168-A0	PAD, ADJUSTING 2 (1.45)	16	16	UR
	1HX-12168-F0	PAD, ADJUSTING 2 (1.50)	16	16	UR
	1HX-12168-H1	PAD, ADJUSTING 2 (1.55)	16	16	UR
	1HX-12168-K1	PAD, ADJUSTING 2 (1.60)	16	16	UR
	1HX-12168-M1	PAD, ADJUSTING 2 (1.65)	16	16	UR
	1HX-12168-R1	PAD, ADJUSTING 2 (1.70)	16	16	UR
	1HX-12168-U1	PAD, ADJUSTING 2 (1.75)	16	16	UR
	1HX-12168-W1	PAD, ADJUSTING 2 (1.80)	16	16	UR
	1HX-12168-Y1	PAD, ADJUSTING 2 (1.85)	16	16	UR
	1HX-12169-11	PAD, ADJUSTING 2 (1.90)	16	16	UR
	1HX-12169-31	PAD, ADJUSTING 2 (1.95)	16	16	UR



5EB3351-9030

FIG. 3 VALVE

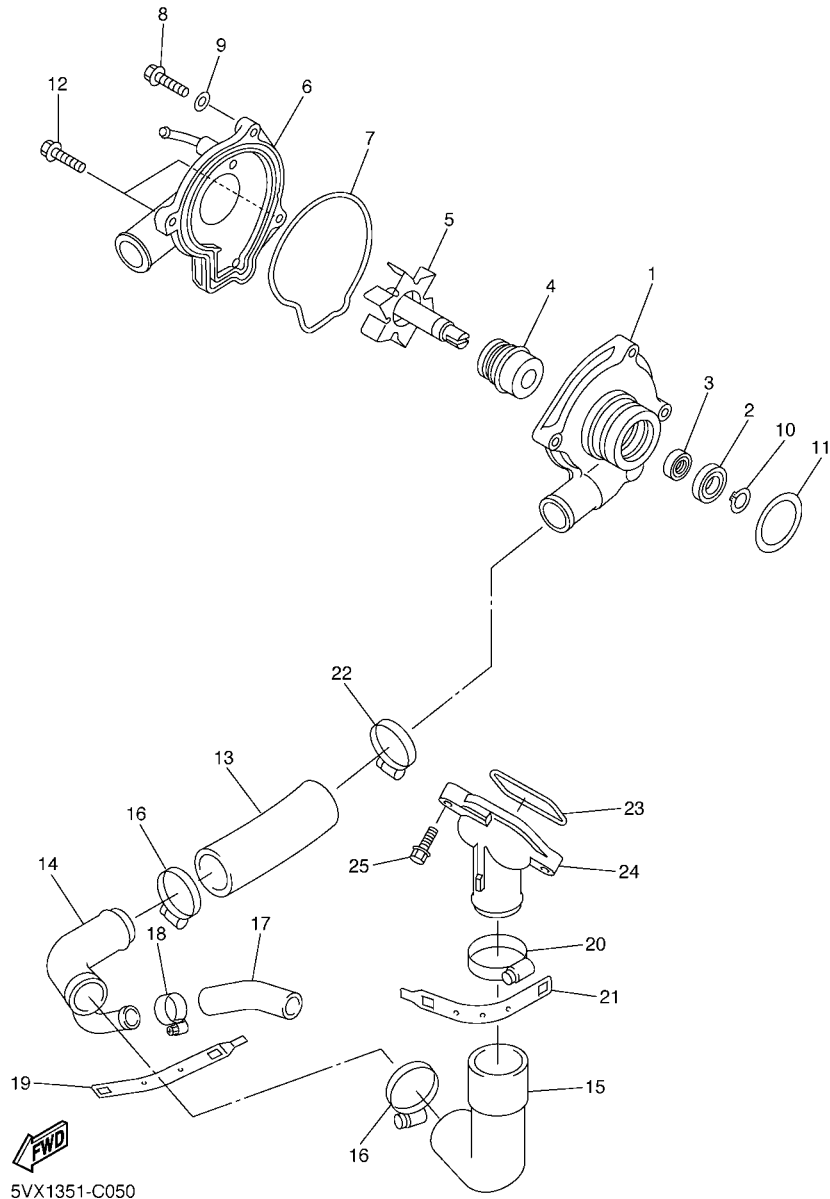
REF. NO.	PART NO.	DESCRIPTION	5VX6	5VX7	REMARKS
12	1HX-12169-50	PAD, ADJUSTING 2 (2.00)	16	16	UR
	1HX-12169-70	PAD, ADJUSTING 2 (2.05)	16	16	UR
	1HX-12169-90	PAD, ADJUSTING 2 (2.10)	16	16	UR
	1HX-12169-E0	PAD, ADJUSTING 2 (2.15)	16	16	UR
	1HX-12169-G0	PAD, ADJUSTING 2 (2.20)	16	16	UR
	1HX-12169-J0	PAD, ADJUSTING 2 (2.25)	16	16	UR
	1HX-12169-L0	PAD, ADJUSTING 2 (2.30)	16	16	UR
	1HX-12169-N0	PAD, ADJUSTING 2 (2.35)	16	16	UR
	1HX-12169-T0	PAD, ADJUSTING 2 (2.40)	16	16	UR
13	5EB-12153-20	LIFTER, VALVE	16	16	UR BLUE
	5EB-12153-30	LIFTER, VALVE	16	16	UR RED
	5EB-12153-09	LIFTER, VALVE (O/S)	16	16	AP GREEN



5VX1351-C040

FIG. 4 CAMSHAFT & CHAIN

REF. NO.	PART NO.	DESCRIPTION	5VX6	5VX7	REMARKS
1	5VX-12170-00	CAMSHAFT ASSY 1	1	1	
2	5VX-12180-00	CAMSHAFT ASSY 2	1	1	
3	5VX-12176-00	SPROCKET, CAM CHAIN	2	2	
4	90105-07004	BOLT, FLANGE	4	4	
5	94591-49120	CHAIN	1	1	
6	5SL-12210-10	TENSIONER ASSY, CAM CHAIN	1	1	
7	5EL-12228-00	.BOLT	1	1	
8	5SL-12214-00	.GASKET	1	1	
9	4FM-12213-00	GASKET, TENSIONER CASE	1	1	
10	91314-06025	BOLT	2	2	
11	5EB-12251-00	DAMPER, CHAIN 1	1	1	
12	5EB-12252-10	DAMPER, CHAIN 2	1	1	
13	93607-44190	PIN, DOWEL	1	1	

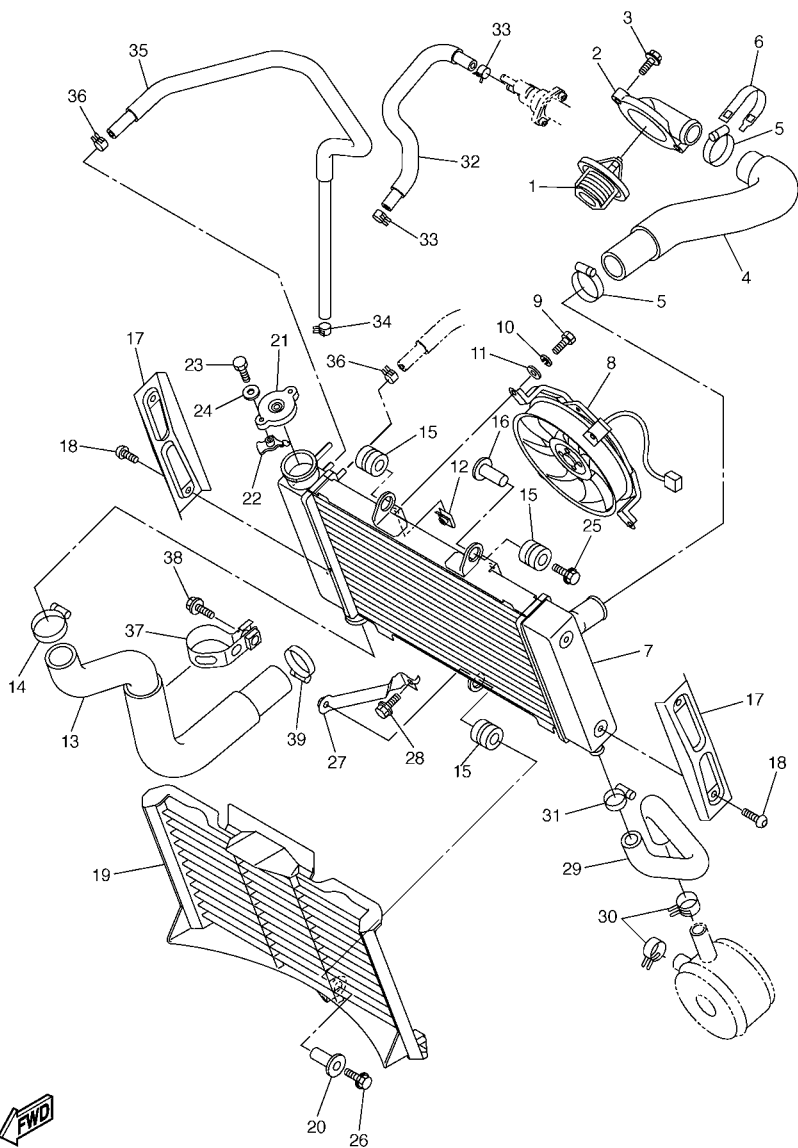


5VX1351-C050

FIG. 5 WATER PUMP

REF. NO.	PART NO.	DESCRIPTION	5VX6	5VX7			REMARKS
1	5VX-12421-00	HOUSING, WATER PUMP	1	1			
2	93306-00106	BEARING	1	1			
3	93101-12173	OIL SEAL	1	1			
4	11H-12438-10	SEAL, MECHANICAL	1	1			
5	5EB-12450-00	IMPELLER SHAFT ASSY	1	1			
6	5VX-12422-00	COVER, HOUSING	1	1			
7	5EB-12439-00	O-RING	1	1			
8	95024-06020	BOLT, FLANGE	2	2			
9	90430-06014	GASKET	1	1			
10	99009-12400	CIRCLIP	1	1			
11	93210-33133	O-RING	1	1			
12	90110-06086	BOLT, HEXAGON SOCKET HEAD	2	2			
13	4NK-12579-00	HOSE 4	1	1			
14	5VX-12581-00	JOINT, HOSE 1	1	1			
15	5EB-12577-01	HOSE 2	1	1			
16	90450-35001	HOSE CLAMP ASSY	2	2			
17	5SL-12588-01	HOSE 5	1	1			
18	90450-22017	HOSE CLAMP ASSY	1	1			
19	5GV-1246E-00	COVER 2	1	1			
20	90450-38040	HOSE CLAMP ASSY	1	1			
21	5GV-1246A-00	COVER 1	1	1			
22	90450-32001	HOSE CLAMP ASSY	1	1			
23	93210-47675	O-RING	1	1			
24	5EB-12469-00	JOINT 1	1	1			
25	90105-06053	BOLT, FLANGE	2	2			

**FIG. 6 RADIATOR & HOSE**

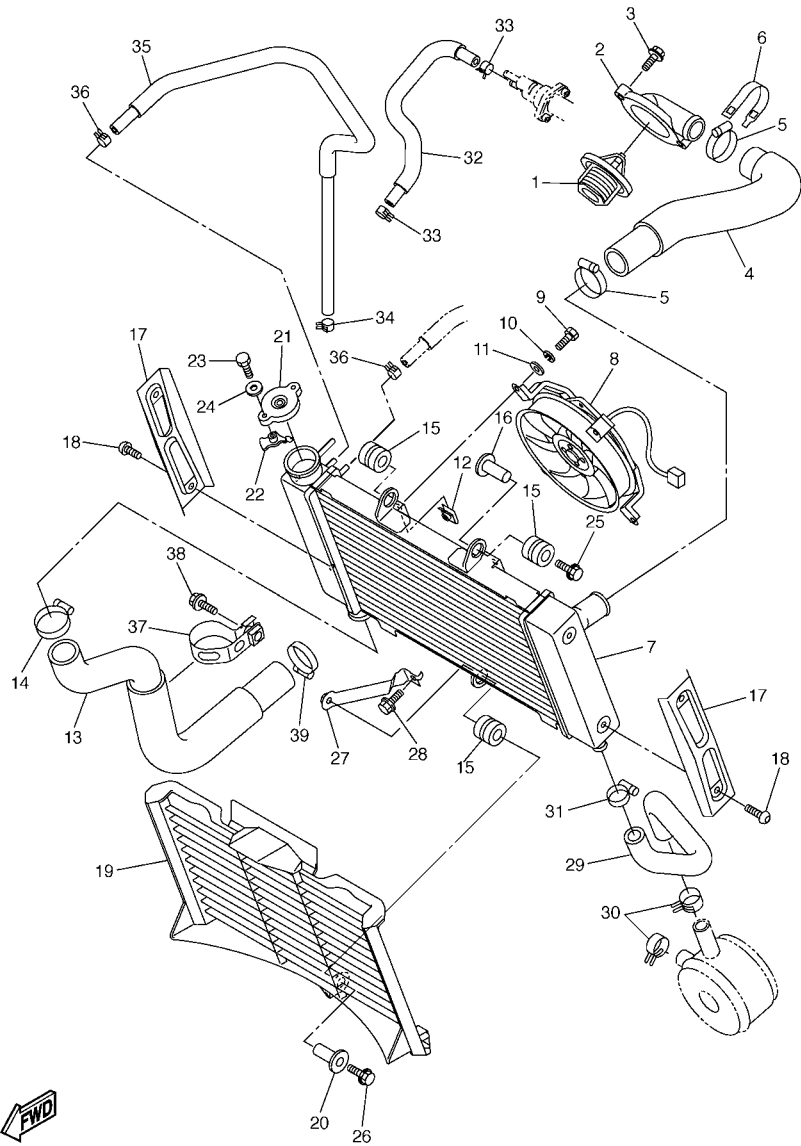


5VX1351-C060

REF. NO.	PART NO.	DESCRIPTION	5VX6	5VX7			REMARKS
1	5SL-12410-00	THERMOSTAT ASSY	1	1			
2	5VX-12413-00	COVER, THERMOSTAT	1	1			
3	90105-06557	BOLT, FLANGE	2	2			
4	5VX-12578-00	HOSE 3	1	1			
5	90450-35001	HOSE CLAMP ASSY	2	2			
6	5GV-1246E-00	COVER 2	1	1			
7	5VX-12461-00	RADIATOR ASSY	1	1			
8	5VX-12405-00	BLOWER ASSY	1	1			
9	97307-06012	BOLT	4	4			
10	92907-06100	WASHER, SPRING	4	4			
11	92907-06600	WASHER, PLATE	4	4			
12	1AA-12535-00	PLATE	4	4			
13	5VX-12579-00	HOSE 4	1	1			
14	90450-35001	HOSE CLAMP ASSY	1	1			
15	90480-15363	GROMMET	3	3			
16	90387-0614M	COLLAR	1	1			
17	5VX-1240J-00	RADIATOR COVER ASSY1	2	2			
18	90111-06016	BOLT	4	4			
19	5VX-12467-00	COVER, RADIATOR	1	1			
20	90387-066H4	COLLAR	1	1			
21	4FL-12462-00	CAP, RADIATOR	1	1			
22	1KT-12437-00	STOPPER	1	1			
23	97007-05012	BOLT	1	1			
24	92907-05600	WASHER, PLATE	1	1			
25	90119-06038	BOLT, WITH WASHER	1	1			
26	95824-06030	BOLT, FLANGE	1	1			
27	5VX-1244E-00	BRACKET 1	1	1			

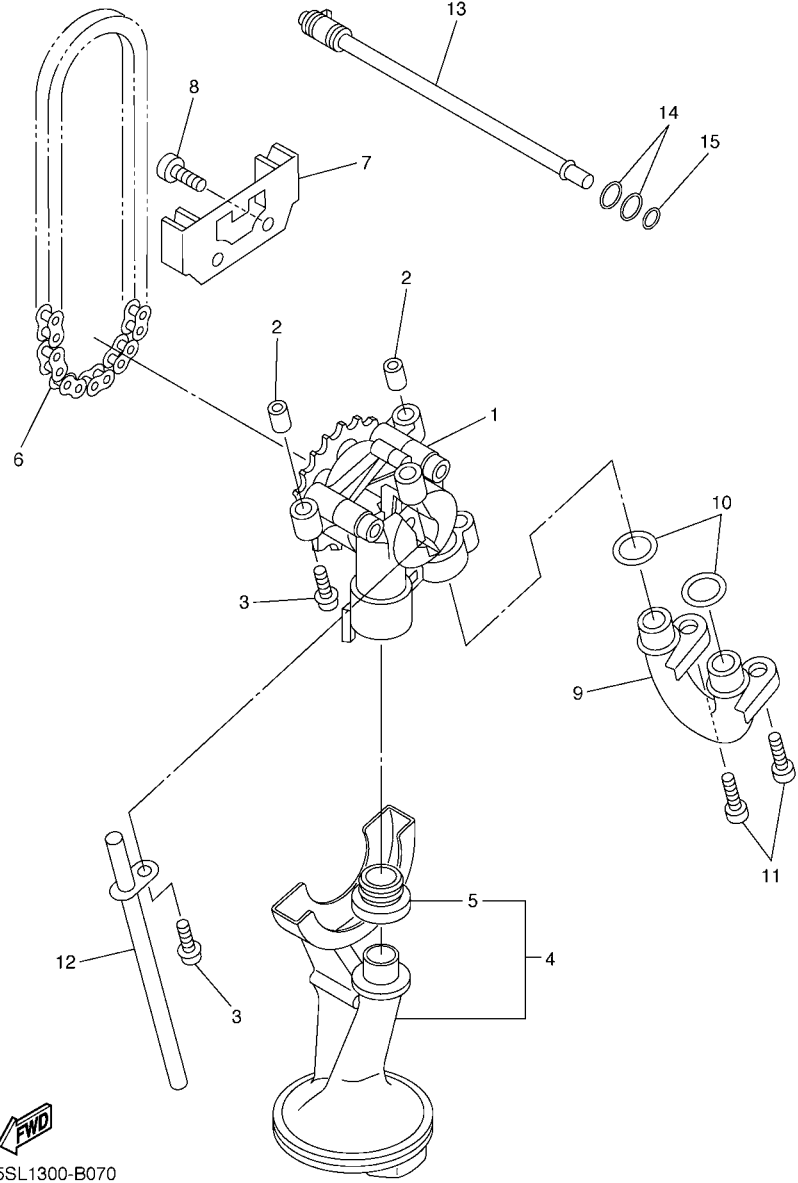


5VX1351-C060



**FIG. 6 RADIATOR & HOSE**

REF. NO.	PART NO.	DESCRIPTION	5VX6	5VX7	REMARKS
28	95824-06012	BOLT, FLANGE	1	1	
29	5VX-12589-00	HOSE 6	1	1	
30	90467-200A0	CLIP	2	2	
31	90450-22017	HOSE CLAMP ASSY	1	1	
32	5VX-1243A-00	HOSE 1	1	1	
33	90467-11090	CLIP	2	2	
34	90467-11090	CLIP	1	1	
35	5VX-1244G-00	HOSE, 4	1	1	
36	90467-11090	CLIP	2	2	
37	5VX-12491-00	CLAMP 1	1	1	
38	95024-10020	BOLT, FLANGE	1	1	
39	90450-32001	HOSE CLAMP ASSY	1	1	

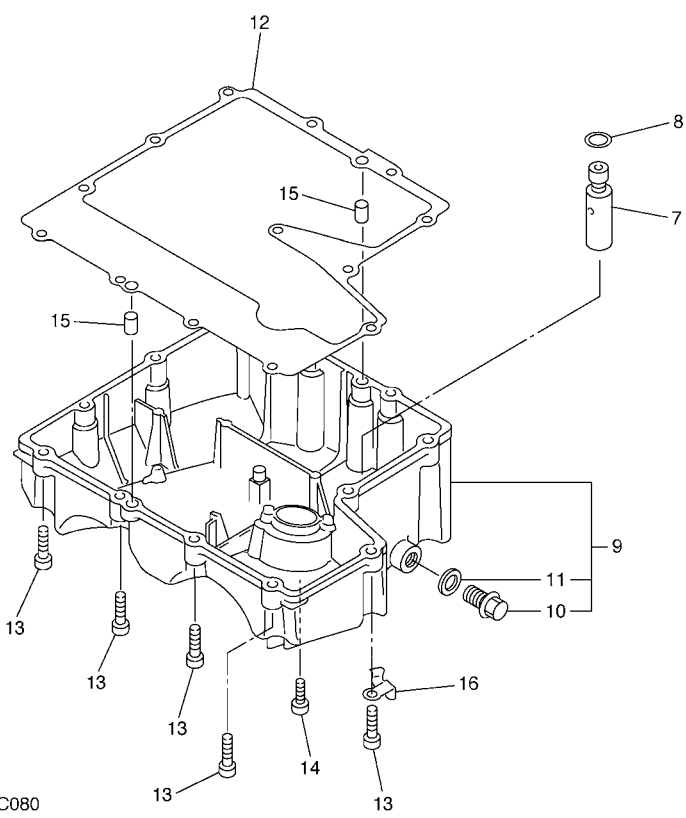
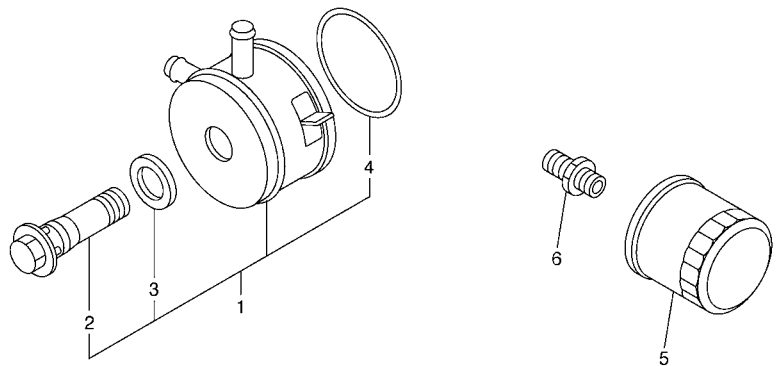


 5SL1300-B070

**FIG. 7 OIL PUMP**

REF. NO.	PART NO.	DESCRIPTION	5VX6	5VX7	REMARKS
1	5MT-13300-00	OIL PUMP ASSY	1	1	
2	91808-17032	PIN, DOWEL	2	2	
3	90109-06031	BOLT	3	3	
4	5SL-13410-00	STRAINER HOUSING ASSY	1	1	
5	5EB-13415-00	.SEAL, OIL STRAINER	1	1	
6	94580-25080	CHAIN	1	1	
7	5EB-13898-00	HOLDER	1	1	
8	90110-06041	BOLT, HEXAGON SOCKET HEAD	2	2	
9	5JW-13416-00	PIPE, OIL 1	1	1	
10	93210-14003	O-RING	2	2	
11	90110-06041	BOLT, HEXAGON SOCKET HEAD	2	2	
12	5EB-13161-00	PIPE, DELIVERY 1	1	1	
13	5EB-1316E-00	PIPE, DELIVERY 5	1	1	
14	93210-09165	O-RING	2	2	
15	93210-06667	O-RING	1	1	

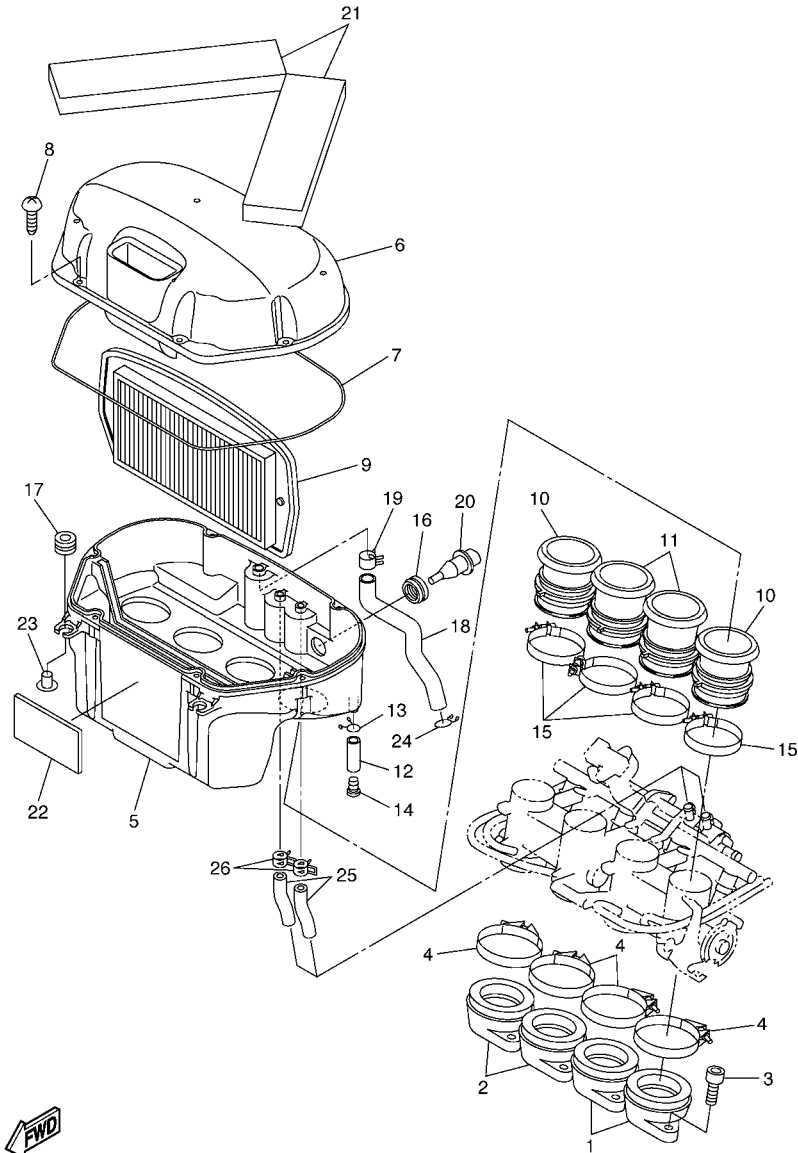




  
5VX1351-C080

**FIG. 8 OIL CLEANER**

REF. NO.	PART NO.	DESCRIPTION	5VX6	5VX7	REMARKS
1	5EB-13470-00	OIL COOLER ASSY	1	1	
2	5EB-12822-00	.BOLT, UNION	1	1	
3	5EB-13475-00	.GASKET	1	1	
4	5JW-13473-00	.O-RING	1	1	
5	5GH-13440-10	ELEMENT ASSY, OIL CLEANER	1	1	
6	90401-20145	BOLT, UNION	1	1	
7	3KS-13490-00	RELIEF VALVE ASSY	1	1	
8	93210-15566	O-RING	1	1	
9	5VX-13417-00	COVER, STRAINER	1	1	
10	90340-14132	.PLUG, STRAIGHT SCREW	1	1	
11	214-11198-01	.GASKET	1	1	
12	5VX-13414-00	GASKET, STRAINER COVER	1	1	
13	91317-06025	BOLT	12	12	
14	90110-06020	BOLT, HEXAGON SOCKET HEAD	1	1	
15	99530-08012	PIN, DOWEL	2	2	
16	90465-10030	CLAMP	1	1	



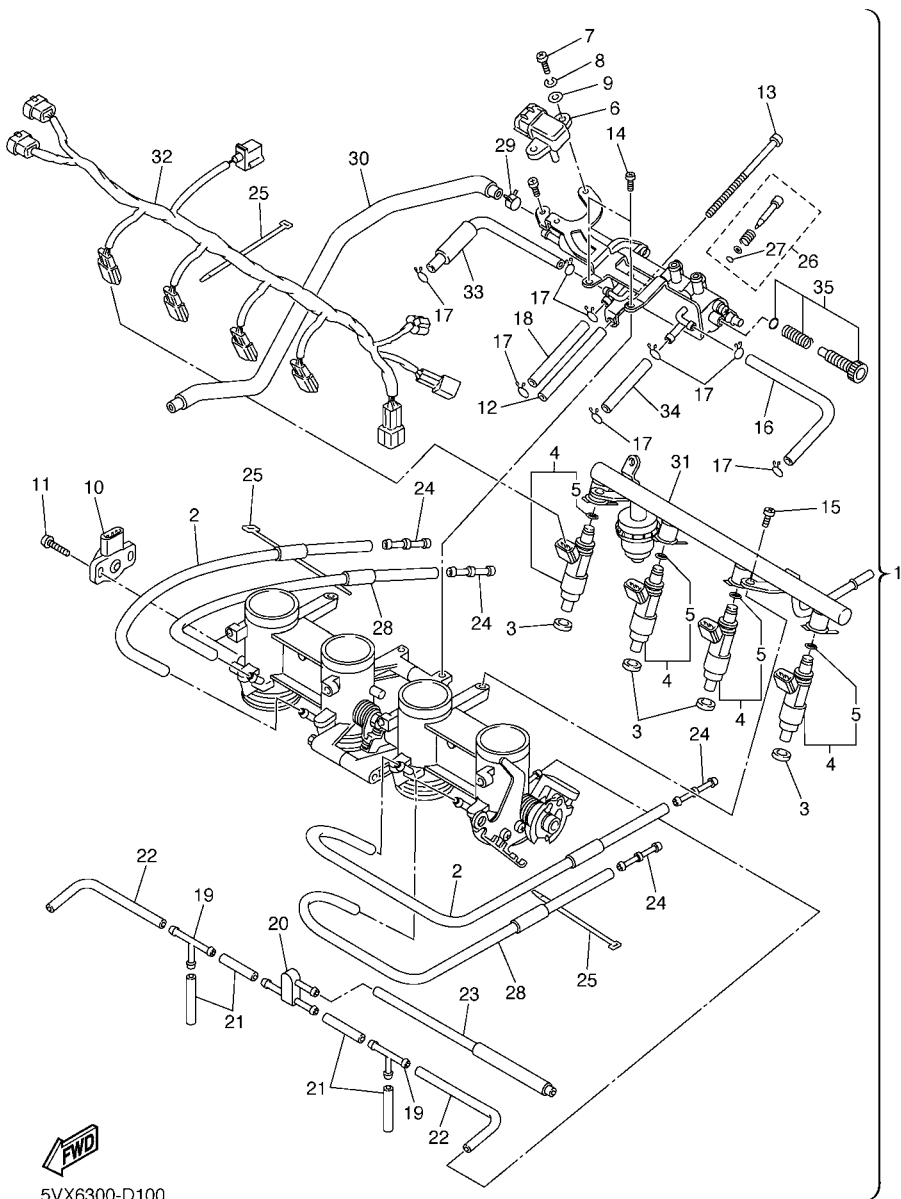
5VX3100-C090

FIG. 9 INTAKE

REF. NO.	PART NO.	DESCRIPTION	5VX6	5VX7	REMARKS
1	5SL-13586-01	JOINT, CARBURETOR 1	2	2	
2	5SL-13596-01	JOINT, CARBURETOR 2	2	2	
3	91317-06020	BOLT	8	8	
4	90450-63003	HOSE CLAMP ASSY	4	4	
5	5VX-14411-00	CASE, AIR CLEANER 1	1	1	
6	5VX-14421-00	CASE, AIR CLEANER 2	1	1	
7	5VX-14452-00	SEAL	1	1	
8	97707-50025	SCREW, TAPPING	6	6	
9	5VX-14451-00	ELEMENT, AIR CLEANER	1	1	
10	5VX-14453-00	JOINT, AIR CLEANER 1	2	2	
11	5VX-14463-00	JOINT, AIR CLEANER 2	2	2	
12	90445-11795	HOSE (L30)	1	1	
13	90467-10041	CLIP	1	1	
14	90338-08174	PLUG	1	1	
15	90450-53002	HOSE CLAMP ASSY	4	4	
16	5CA-14435-00	GROMMET	1	1	
17	90480-12314	GROMMET	2	2	
18	5VX-15373-00	PIPE, BREATHER	1	1	
19	90467-15054	CLIP	1	1	
20	5CA-85886-00	SENSOR, AIR TEMPRATURE	1	1	
21	5VX-14409-00	DAMPER	2	2	
22	5EJ-2414H-00	DAMPER, PLATE 1	1	1	
23	90387-06073	COLLAR	2	2	
24	90467-14015	CLIP	1	1	
25	5VX-14148-01	PIPE	2	2	
26	90467-17089	CLIP	2	2	

FIG. 10 INTAKE 2

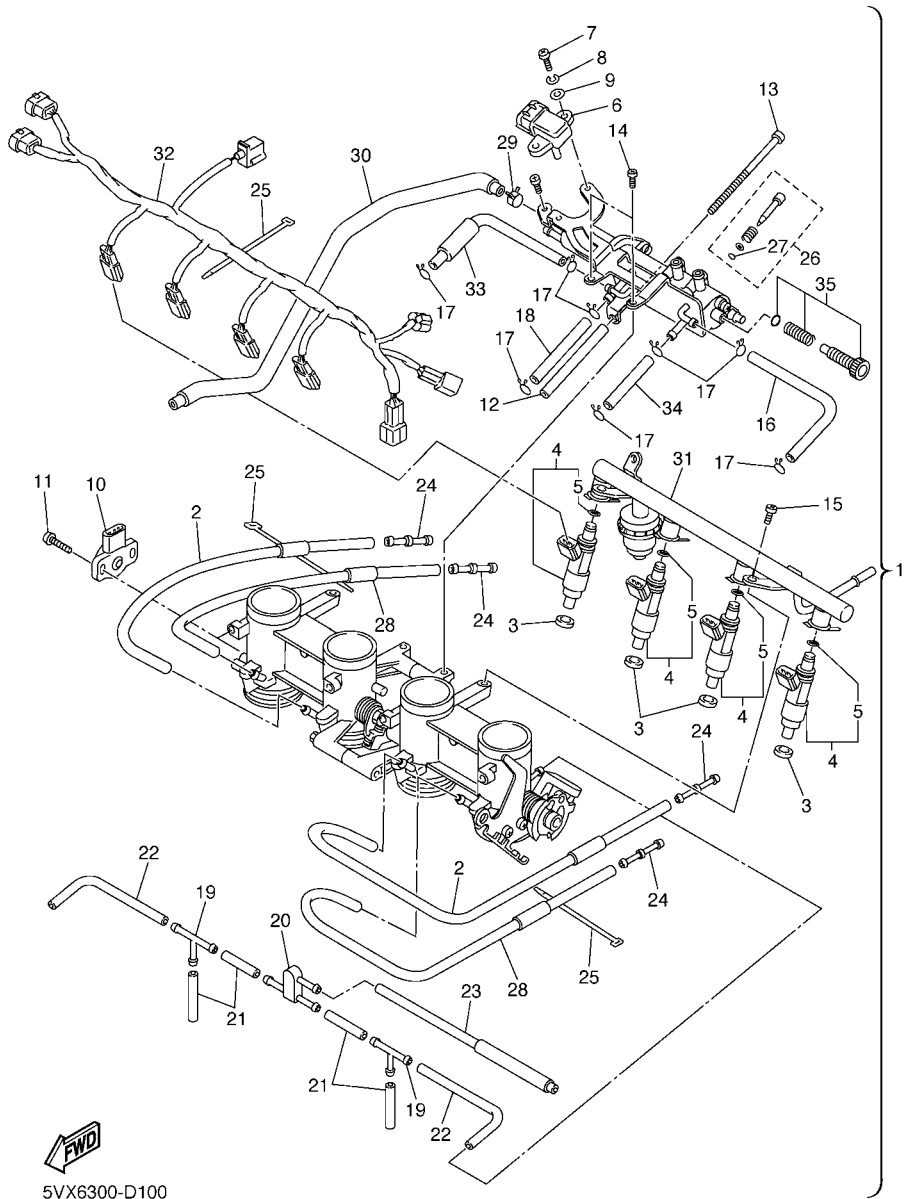
REF. NO.	PART NO.	DESCRIPTION	5VX6	5VX7	REMARKS
1	5VX-13750-01	THROTTLE BODY ASSY	1	1	
2	5VX-14348-00	.PIPE 1	2	2	
3	90430-09002	.GASKET	4	4	
4	5VX-13761-00	.INJECTOR ASSY	4	4	
5	5PS-14147-00	..O-RING	1	1	
6	5VX-82380-00	.SENSOR, PRESSURE	1	1	
7	98507-05016	.SCREW, PAN HEAD	2	2	
8	92907-05100	.WASHER, SPRING	2	2	
9	92907-05600	.WASHER, PLATE	2	2	
10	5FL-85885-01	.THROTTLE SENSOR ASSY	1	1	
11	8CC-14216-10	.SCREW	2	2	
12	5VX-14149-00	.PIPE	1	1	
13	5VX-14565-00	.SCREW	1	1	
14	98507-05010	.SCREW, PAN HEAD	2	2	
15	98507-06012	.SCREW, PAN HEAD	2	2	
16	5VX-14396-00	.PIPE	1	1	
17	3UH-14937-00	.CLIP	8	8	
18	5VX-14987-00	.HOSE	1	1	
19	68V-24376-00	.PIPE, JOINT 1	2	2	
20	3XV-14251-00	.NIPPLE	1	1	
21	5FL-14348-10	.PIPE 1	4	4	
22	68V-13533-00	.HOSE, VACUUM SENSING 4	2	2	
23	5VX-1410E-00	.HOSE	1	1	
24	5PW-14251-00	.NIPPLE	4	4	
25	4KM-14137-00	.CLIP	3	3	
26	5JW-14104-00	.AIR SCREW SET	4	4	
27	3H1-14147-00	..O-RING	1	1	



5VX6300-D100

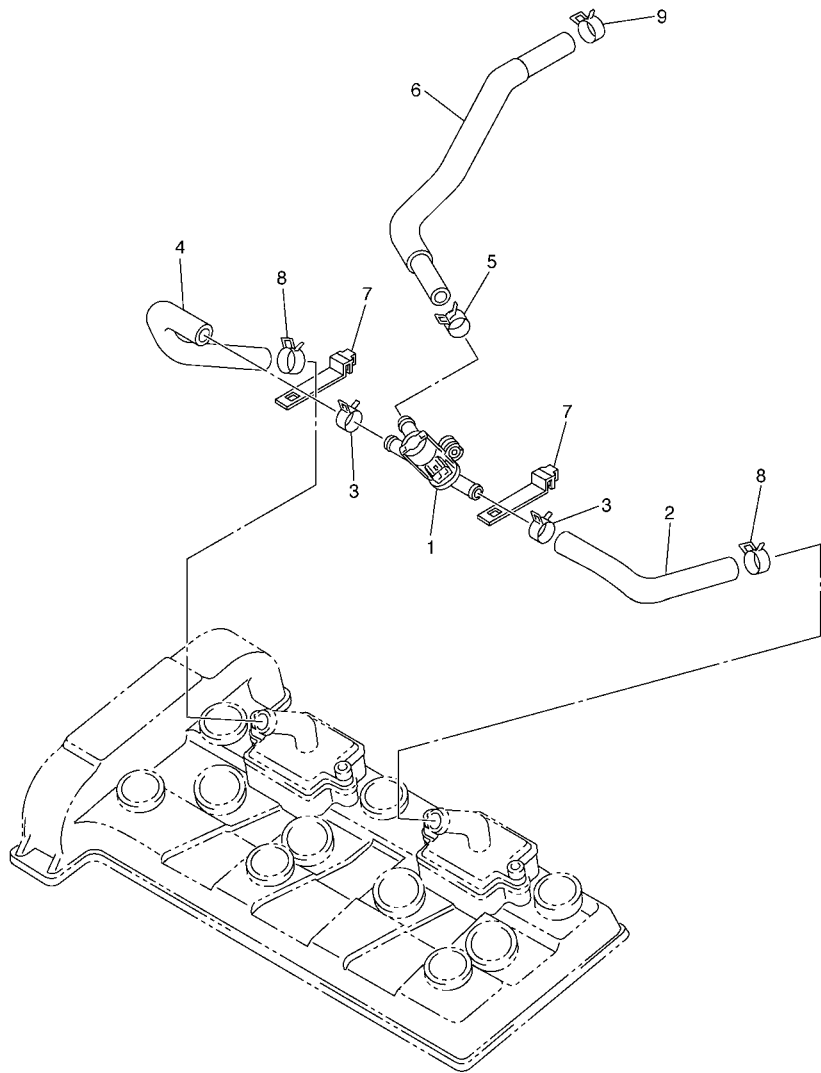
FIG. 10 INTAKE 2

REF. NO.	PART NO.	DESCRIPTION	5VX6	5VX7	REMARKS
28	5VX-14349-00	.PIPE	2	2	
29	90467-11090	.CLIP	1	1	
30	5VX-1243E-00	.HOSE 2	1	1	
31	5VX-13160-00	.DELIVERY PIPE ASSY 1	1	1	
32	5VX-82386-00	.EXTENSION, WIRE HARNESS	1	1	
33	5VX-13533-00	.HOSE, VACUUM SENSING 4	1	1	
34	5VX-14807-00	.HOSE	1	1	
35	5VX-14503-00	.ADJUST SCREW SET	1	1	
-----					
-----					
-----					
-----					
-----					
-----					
-----					
-----					
-----					
-----					
-----					
-----					
-----					



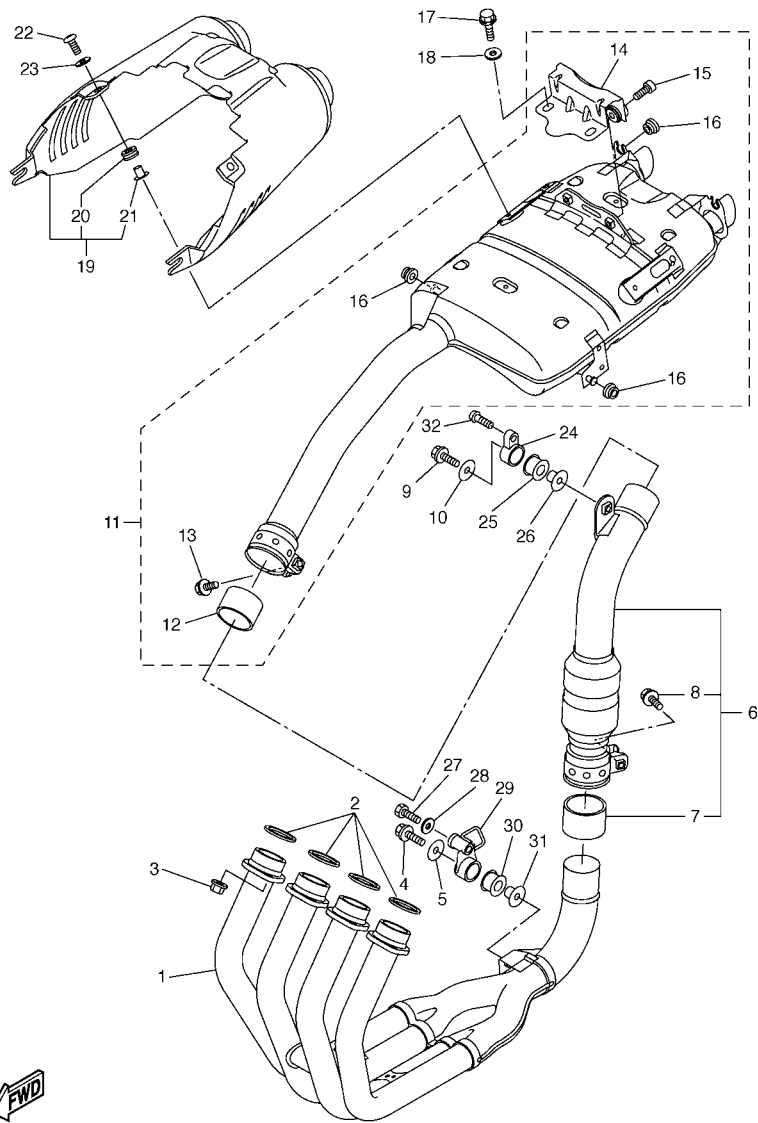
5VX6300-D100

FIG. 11 AIR INDUCTION SYSTEM



REF. NO.	PART NO.	DESCRIPTION	5VX6	5VX7				REMARKS
1	5VX-14840-00	AIR CUT VALVE ASS'Y	1	1				
2	5VX-14881-00	HOSE, BEND 1	1	1				
3	90467-17089	CLIP	2	2				
4	5VX-14882-00	HOSE, BEND 2	1	1				
5	90467-17089	CLIP	1	1				
6	5VX-14883-00	HOSE, BEND 3	1	1				
7	5JW-14723-00	COVER 1	2	2				
8	90467-17003	CLIP	2	2				
9	90467-17128	CLIP	1	1				

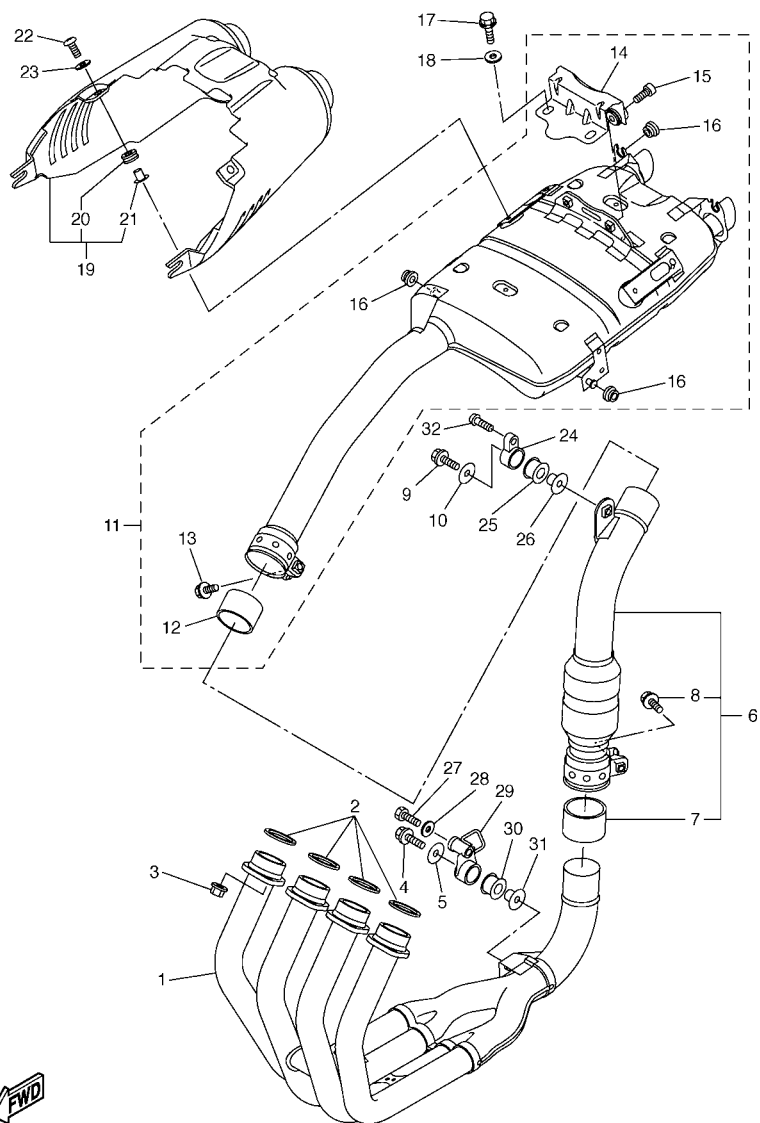
  
5VX1351-C110



5VX1351-C120

FIG. 12 EXHAUST

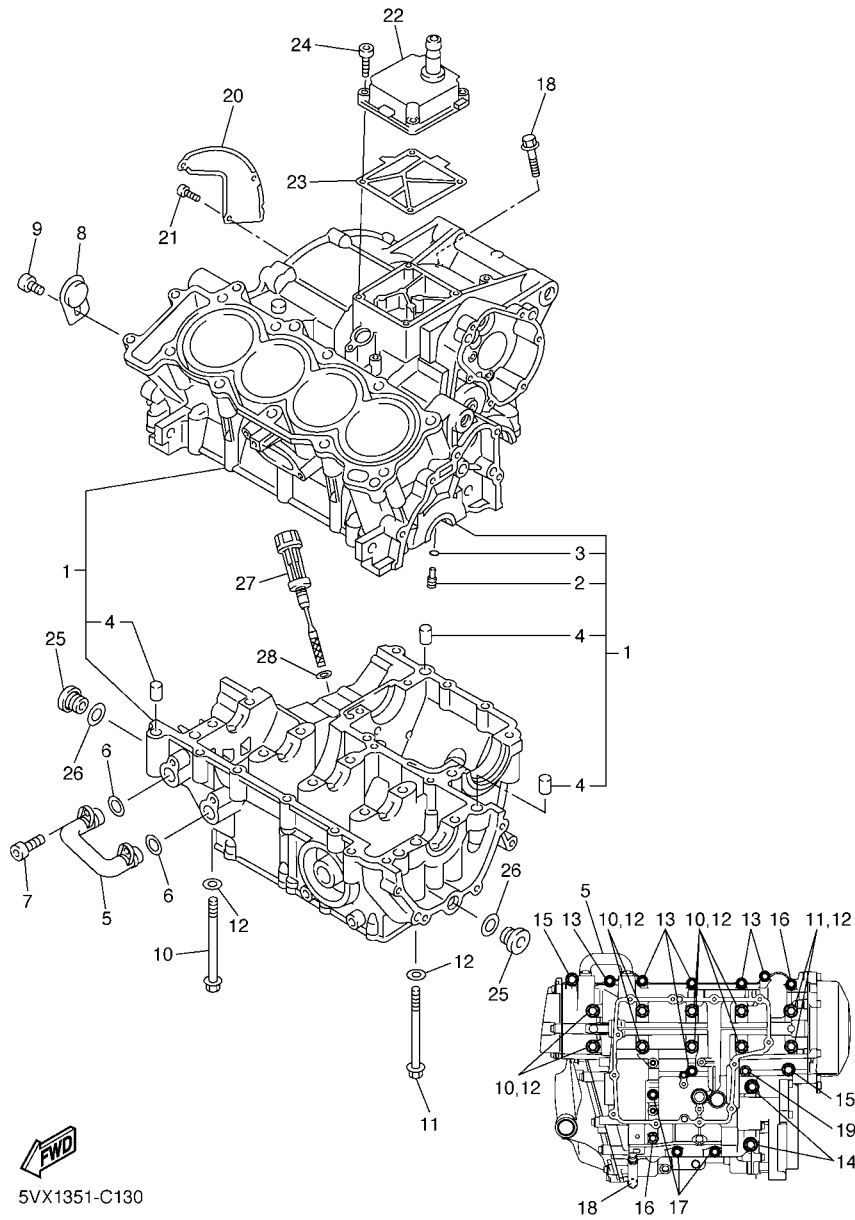
REF. NO.	PART NO.	DESCRIPTION	5VX6	5VX7	REMARKS
1	5VX-14602-00	EXHAUST PIPE COMP.	1	1	
2	3YF-14613-01	GASKET, EXHAUST PIPE	4	4	
3	90179-08410	NUT	8	8	
4	95817-08035	BOLT, FLANGE	1	1	
5	90201-08612	WASHER, PLATE	1	1	
6	5VX-14740-00	CATALYST ASSY.	1	1	
7	3XW-14714-00	.GASKET, MUFFLER	1	1	
8	95814-08045	.BOLT, FLANGE	1	1	
9	95817-08035	BOLT, FLANGE	1	1	
10	90201-08612	WASHER, PLATE	1	1	
11	5VX-14710-00	MUFFLER ASSY 1	1	1	
12	5EB-14714-01	.GASKET, MUFFLER	1	1	
13	95814-08045	.BOLT, FLANGE	1	1	
14	5VX-1467K-00	.BRACKET, SILENCER 3	1	1	
15	91317-08030	.BOLT	2	2	
16	90480-10332	.GROMMET	4	4	
17	95817-08014	BOLT, FLANGE	2	2	
18	90201-086A3	WASHER, PLATE	2	2	
19	5VX-14708-10	PROTECTOR ASSY	1	1	
20	90480-12006	.GROMMET	2	2	
21	90387-061N6	.COLLAR	2	2	
22	98907-06020	SCREW, BIND	2	2	
23	4FB-14766-00	WASHER, PROTECTOR	2	2	
24	5VX-21446-00	STAY, MUFFLER 2	1	1	
25	4XV-27424-00	DAMPER, MUFFLER	1	1	
26	90387-082W9	COLLAR	1	1	
27	90109-082A1	BOLT	1	1	



  
5VX1351-C120

FIG. 12 EXHAUST

REF. NO.	PART NO.	DESCRIPTION	5VX6	5VX7	REMARKS
28	90201-086P8	WASHER, PLATE	1	1	
29	5VX-21446-10	STAY, MUFFLER 2	1	1	
30	4XV-27424-00	DAMPER, MUFFLER	1	1	
31	90387-082W9	COLLAR	1	1	
32	92017-08045	BOLT, BUTTON HEAD	1	1	
-----					
-----					
-----					
-----					
-----					
-----					
-----					
-----					
-----					
-----					

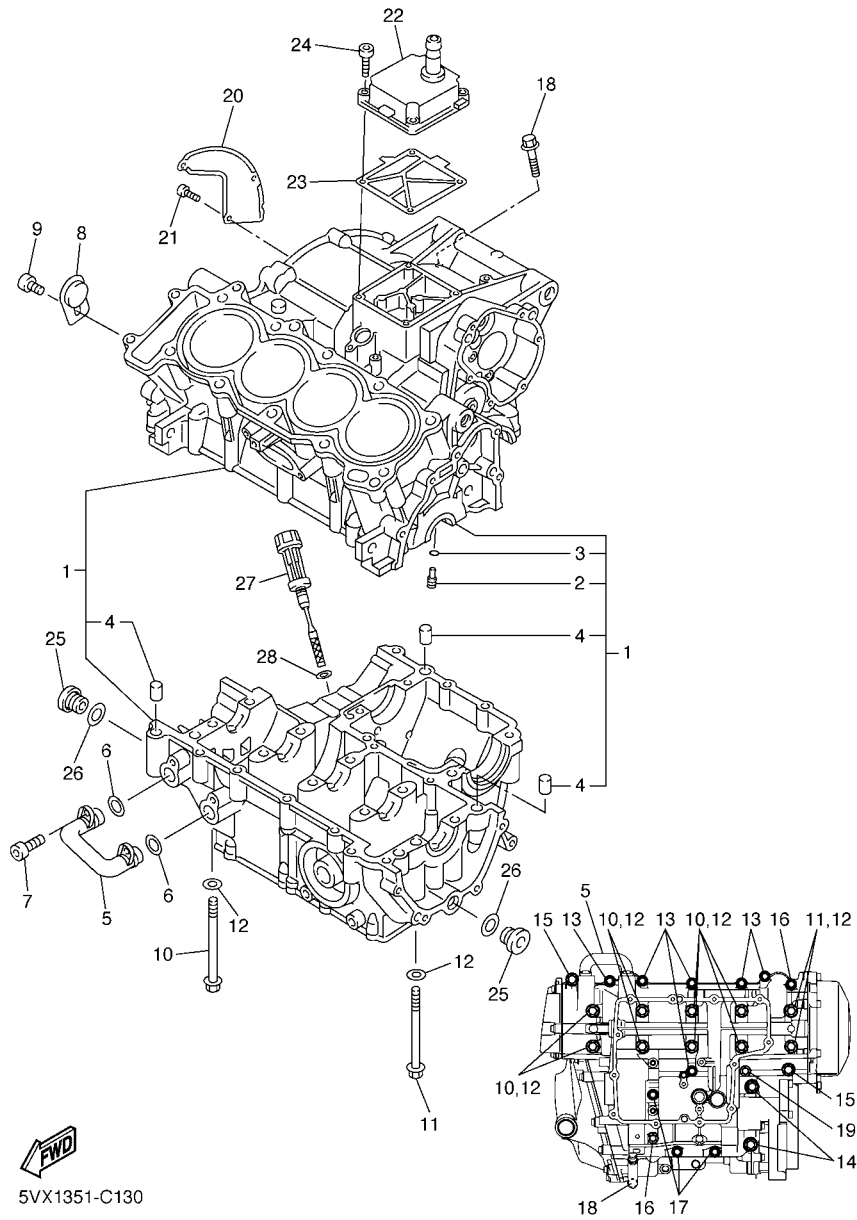


5VX1351-C130

FIG. 13 CRANKCASE

REF. NO.	PART NO.	DESCRIPTION	5VX6	5VX7	REMARKS
1	5VX-15100-00	CRANKCASE ASSY	1	1	
2	5EB-15155-00	.NOZZLE 3	4	4	
3	93210-04092	.O-RING	4	4	
4	99530-10014	.PIN, DOWEL	3	3	
5	5VX-13418-00	PIPE, OIL 2	1	1	
6	93210-14579	O-RING	2	2	
7	90110-06091	BOLT, HEXAGON SOCKET HEAD	2	2	
8	5SL-15189-00	PLUG	1	1	
9	90149-06020	SCREW	1	1	
10	90105-087A0	BOLT, FLANGE	8	8	
11	90105-086A9	BOLT, FLANGE	2	2	
12	90201-087K3	WASHER, PLATE	10	10	
13	95817-06055	BOLT, FLANGE	6	6	
14	95817-08065	BOLT, FLANGE	2	2	
15	90109-065G3	BOLT	2	2	
16	95817-06065	BOLT, FLANGE	2	2	
17	95817-06045	BOLT, FLANGE	3	3	
18	95817-06100	BOLT, FLANGE	1	1	
19	90105-06006	BOLT, FLANGE	1	1	
20	5SL-11165-00	PLATE, BREATHER	1	1	
21	90149-06020	SCREW	3	3	
22	5VX-15413-01	COVER	1	1	
23	5SL-15462-00	GASKET, CRANKCASE COVER 3	1	1	
24	91314-06025	BOLT	4	4	
25	36Y-15189-00	PLUG	2	2	
26	93210-16325	O-RING	2	2	
27	5EB-15362-00	PLUG, OIL LEVEL	1	1	



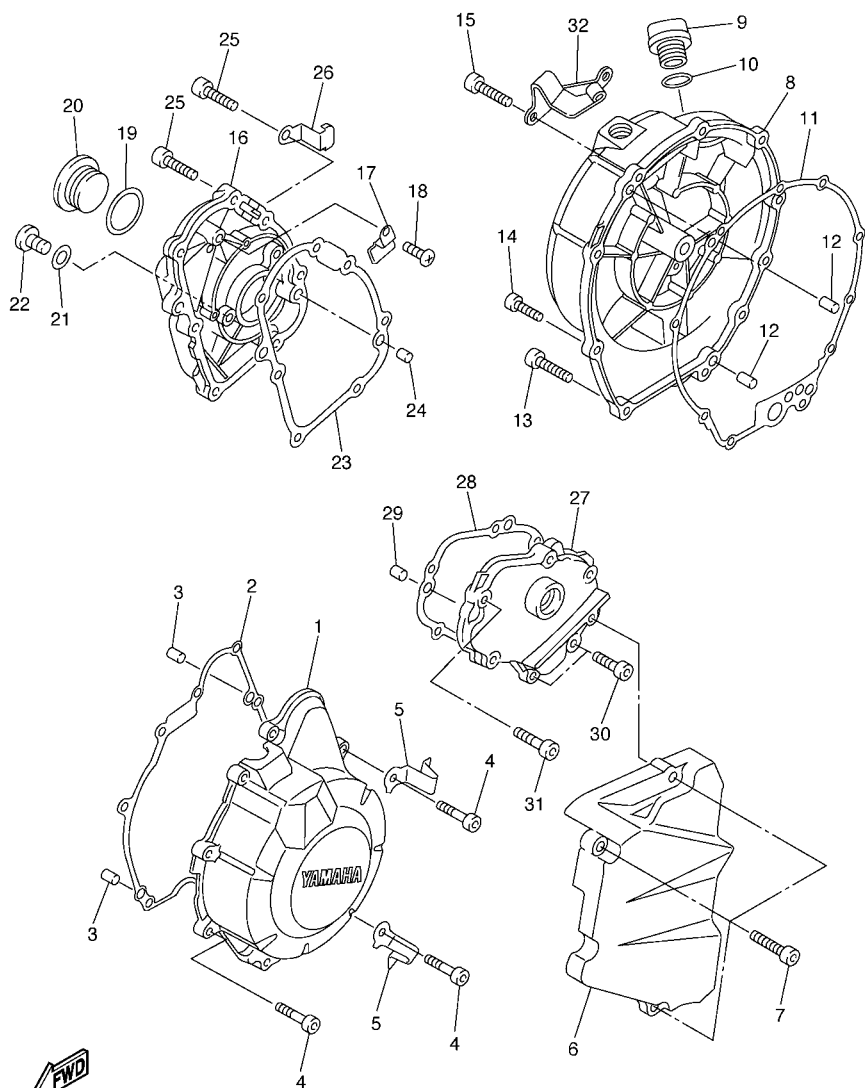


FWD  
5VX1351-C130

FIG. 13 CRANKCASE

REF. NO.	PART NO.	DESCRIPTION	5VX6	5VX7			REMARKS
			1	1			
28	93210-09165	O-RING					

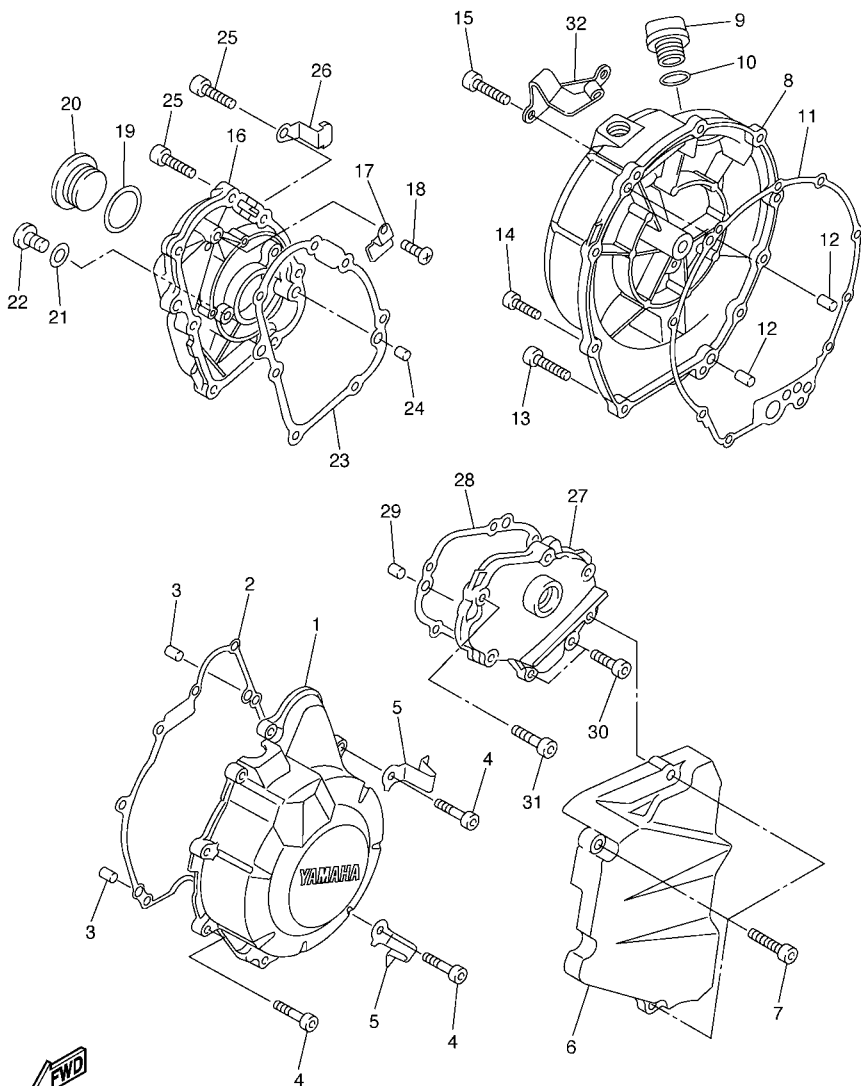
FIG. 14 CRANKCASE COVER 1



5VX1351-C140

REF. NO.	PART NO.	DESCRIPTION	5VX6	5VX7	REMARKS
1	5VX-15411-00	COVER, CRANKCASE 1	1	1	
2	5VX-15451-00	GASKET, CRANKCASE COVER 1	1	1	
3	99530-08012	PIN, DOWEL	2	2	
4	91314-06025	BOLT	9	9	
5	90465-08045	CLAMP	2	2	
6	5VX-15418-00	COVER, CHAIN CASE	1	1	
7	91314-06025	BOLT	3	3	
8	5VX-15421-00	COVER, CRANKCASE 2	1	1	
9	3F9-15362-00	PLUG, OIL LEVEL	1	1	
10	93210-27194	O-RING	1	1	
11	5SL-15461-00	GASKET, CRANKCASE COVER 2	1	1	
12	93608-17263	PIN, DOWEL	2	2	
13	91314-06025	BOLT	7	7	
14	90110-06022	BOLT, HEXAGON SOCKET HEAD	1	1	
15	91314-06030	BOLT	2	2	
16	5VX-15416-00	COVER, OIL PUMP	1	1	
17	90465-14011	CLAMP	1	1	
18	98507-06012	SCREW, PAN HEAD	1	1	
19	93210-32172	O-RING	1	1	
20	90340-32116	PLUG, STRAIGHT SCREW	1	1	
21	90430-08143	GASKET	1	1	
22	92014-08014	BOLT, BUTTON HEAD	1	1	
23	5SL-15456-00	GASKET, OIL PUMP COVER 1	1	1	
24	99530-08012	PIN, DOWEL	2	2	
25	91314-06020	BOLT	7	7	
26	90465-10035	CLAMP	1	1	
27	5VX-15425-00	COVER, GENERATOR 2	1	1	

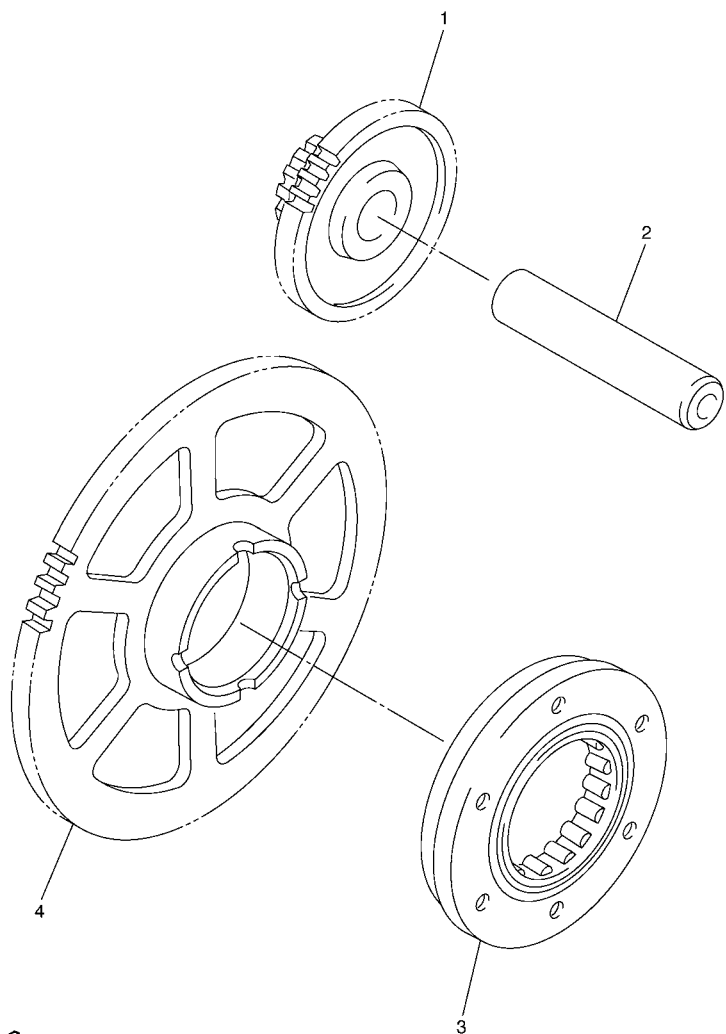
FIG. 14 CRANKCASE COVER 1



5VX1351-C140

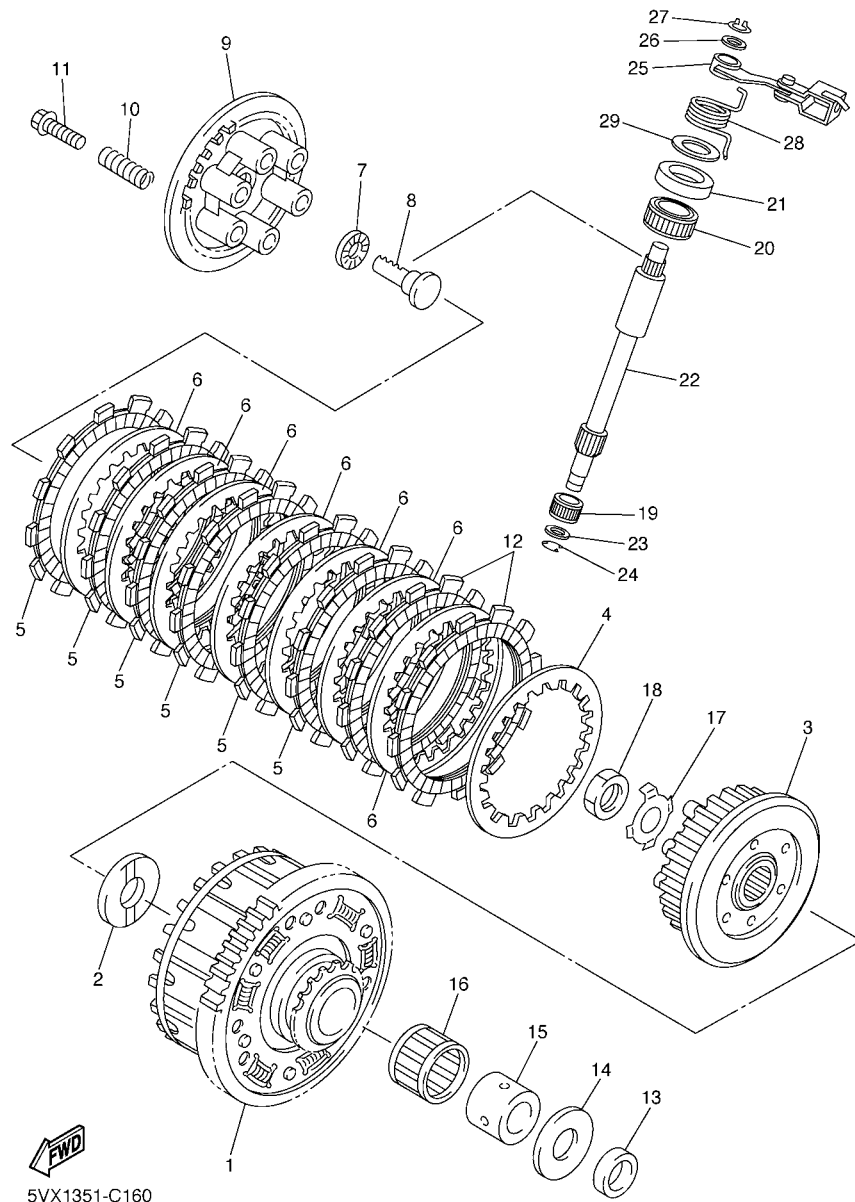
REF. NO.	PART NO.	DESCRIPTION	5VX6	5VX7			REMARKS
28	5VX-15463-00	GASKET, CARBURETOR COVER 2	1	1			
29	99530-08012	PIN, DOWEL	2	2			
30	91314-06020	BOLT	2	2			
31	91314-06025	BOLT	4	4			
32	5VX-15441-00	HOLDER, CLUTCH CABLE	1	1			
-----							
-----							
-----							
-----							
-----							
-----							
-----							
-----							
-----							
-----							

FIG. 15 STARTER



REF. NO.	PART NO.	DESCRIPTION	5VX6	5VX7				REMARKS
1	5SL-15512-00	GEAR, IDLER 1	1	1				
2	5EB-15521-00	SHAFT 1	1	1				
3	5SL-15590-00	STARTER ONE-WAY ASSY	1	1				
4	5MT-15515-00	GEAR 3	1	1				
-----								
-----								
-----								
-----								
-----								
-----								
-----								
-----								
-----								

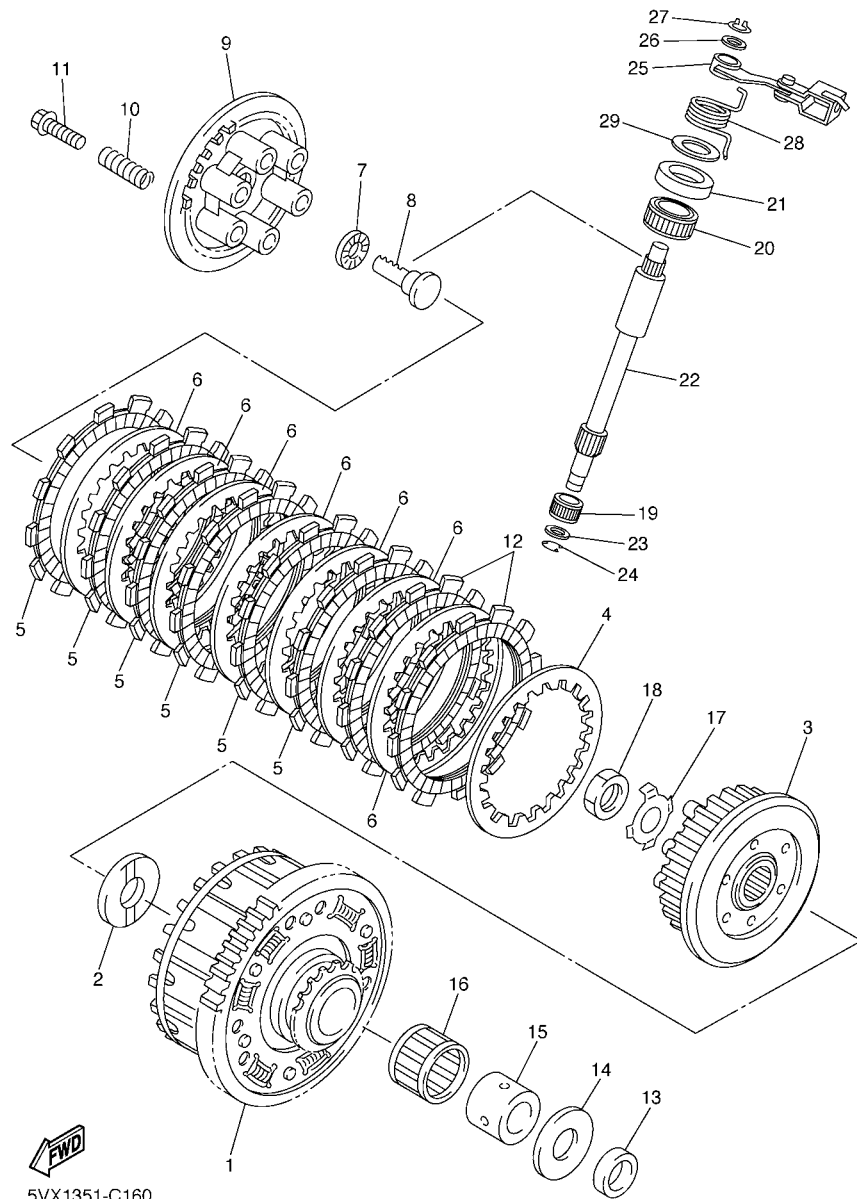
 5SL1300-B150



5VX1351-C160

FIG. 16 CLUTCH

REF. NO.	PART NO.	DESCRIPTION	5VX6	5VX7	REMARKS
1	5VX-16150-00	PRIMARY DRIVEN GEAR COMP.	1	1	
2	5EB-16154-00	PLATE, THRUST 1	1	1	
3	5VX-16371-00	BOSS, CLUTCH	1	1	
4	168-16324-00	PLATE, CLUTCH 1 (T=2.3)	1	1	
5	4FN-16321-00	PLATE, FRICTION	6	6	
6	3J2-16324-00	PLATE, CLUTCH 1 (T=2.0)	7	7	
7	93306-00304	BEARING (B6003C4)	1	1	
8	5EB-16356-01	ROD, PUSH 1	1	1	
9	5EB-16351-01	PLATE, PRESSURE 1	1	1	
10	90501-225A9	SPRING, COMPRESSION	6	6	
11	90159-06002	SCREW, WITH WASHER	6	6	
12	4H7-16321-02	PLATE, FRICTION	2	2	
13	90201-255A6	WASHER, PLATE	1	1	
14	1AE-16164-00	PLATE, THRUST 2	1	1	
15	90387-25010	COLLAR	1	1	
16	93310-340N8	BEARING	1	1	
17	90215-20004	WASHER, LOCK	1	1	
18	90170-20008	NUT	1	1	
19	93317-11020	BEARING	1	1	
20	93315-31502	BEARING	1	1	
21	93102-15212	OIL SEAL	1	1	
22	5VX-16382-00	AXLE, PUSH LEVER	1	1	
23	92907-08600	WASHER, PLATE	1	1	
24	99001-07600	CIRCLIP	1	1	
25	5VX-16340-00	PUSH LEVER ASSY	1	1	
26	90201-10119	WASHER, PLATE	1	1	
27	99009-10400	CIRCLIP	1	1	

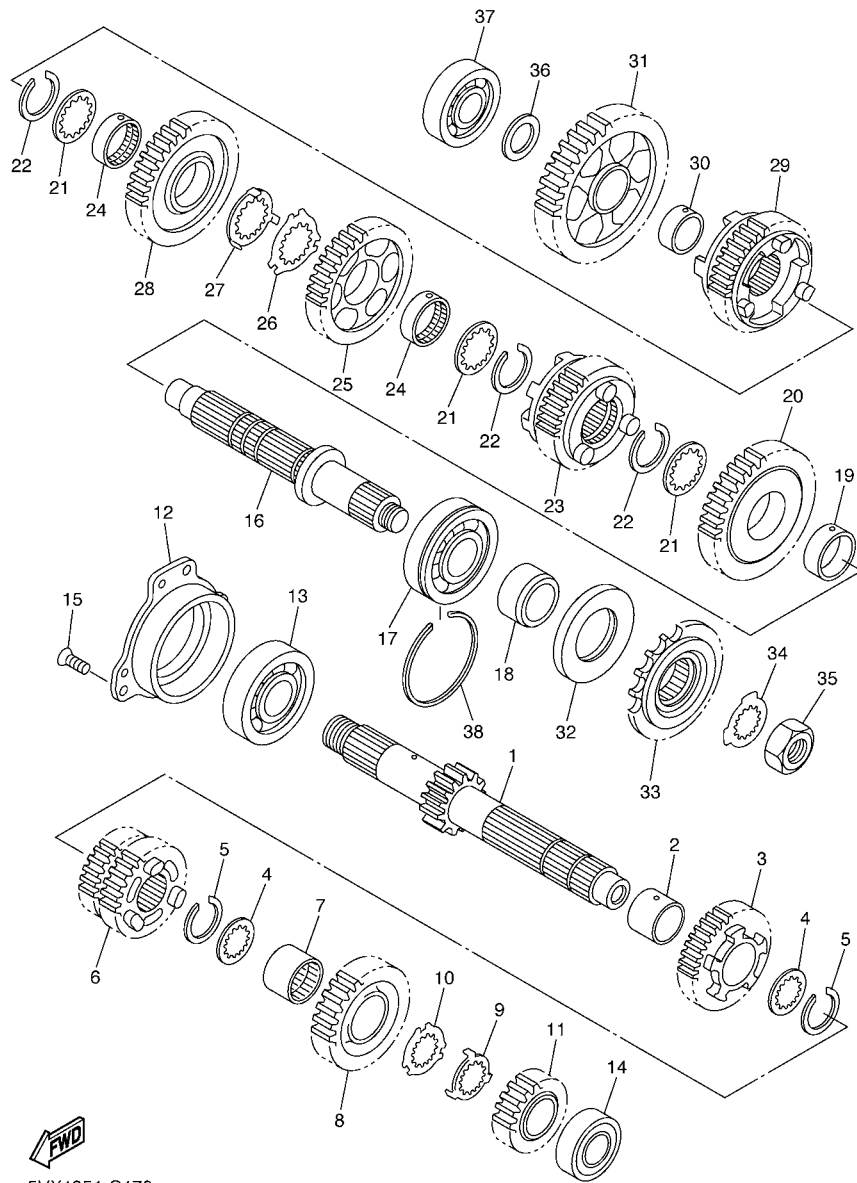


5VX1351-C160

FIG. 16 CLUTCH

REF. NO.	PART NO.	DESCRIPTION	5VX6	5VX7	REMARKS
			1	1	
28	90508-18016	SPRING, TORSION	1	1	
29	90201-15013	WASHER, PLATE	1	1	
-----					
-----					
-----					
-----					
-----					
-----					
-----					
-----					
-----					

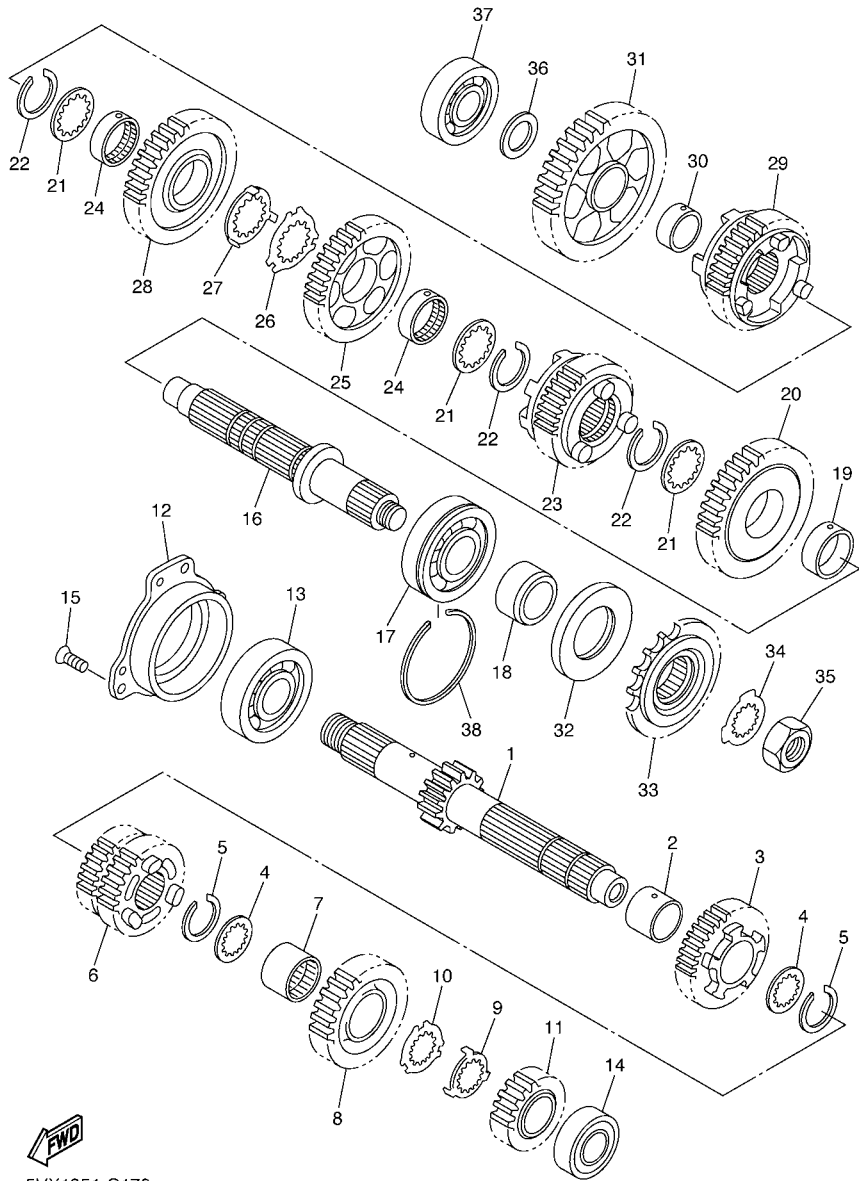
**C10**



5VX1351-C170

FIG. 17 TRANSMISSION

REF. NO.	PART NO.	DESCRIPTION	5VX6	5VX7	REMARKS
1	5SL-17411-00	AXLE, MAIN (13T)	1	1	
2	90387-253M6	COLLAR	1	1	
3	5VX-17151-00	GEAR, 5TH PINION (21T)	1	1	
4	90209-21332	WASHER	2	2	
5	93440-25186	CIRCLIP	2	2	
6	5SL-17131-20	GEAR, 3RD PINION (18T/24T)	1	1	
7	90387-2513E	COLLAR	1	1	
8	5SL-17161-00	GEAR, 6TH PINION (24T)	1	1	
9	90209-22352	WASHER	1	1	
10	90209-21351	WASHER	1	1	
11	5SL-17121-00	GEAR, 2ND PINION (19T)	1	1	
12	5EB-15163-01	HOUSING, BEARING 1	1	1	
13	93306-30525	BEARING (B6305)	1	1	
14	93306-20464	BEARING	1	1	
15	90151-06008	SCREW, COUNTERSUNK	3	3	
16	5SL-17421-00	AXLE, DRIVE	1	1	
17	93306-30546	BEARING (B6305A5 SPECIAL)	1	1	
18	90387-2504A	COLLAR	1	1	
19	90387-2813C	COLLAR	1	1	
20	5VX-17221-00	GEAR, 2ND WHEEL (37T)	1	1	
21	90209-25342	WASHER	3	3	
22	93440-28062	CIRCLIP	3	3	
23	5VX-17261-00	GEAR, 6TH WHEEL (26T)	1	1	
24	90387-2813D	COLLAR	2	2	
25	5SL-17241-00	GEAR, 4TH WHEEL (32T)	1	1	
26	90209-25349	WASHER	1	1	
27	90209-25350	WASHER	1	1	

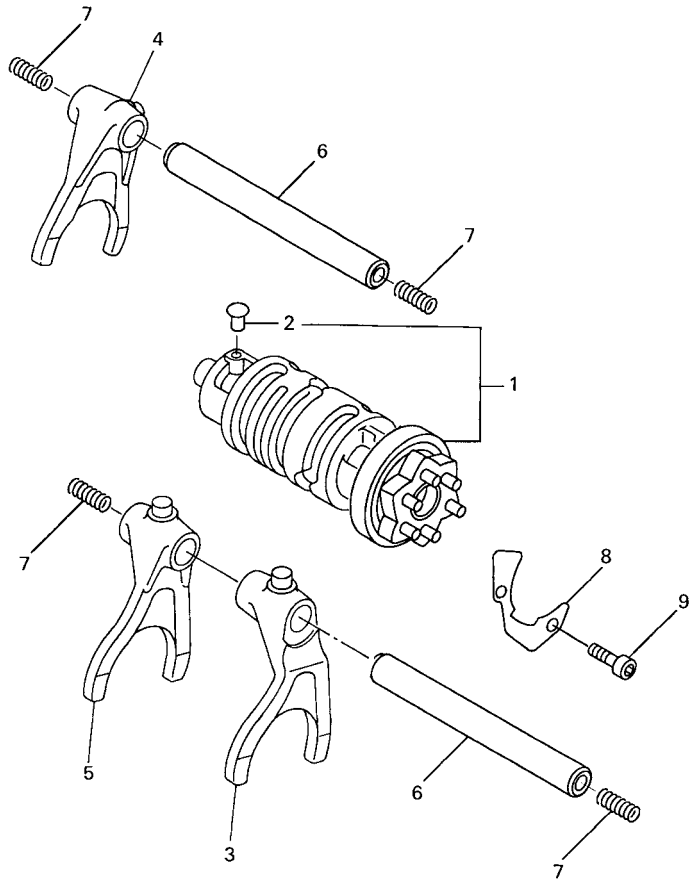


5VX1351-C170

FIG. 17 TRANSMISSION

REF. NO.	PART NO.	DESCRIPTION	5VX6	5VX7	REMARKS
28	5SL-17231-00	GEAR, 3RD WHEEL (28T)	1	1	
29	5VX-17251-00	GEAR, 5TH WHEEL (25T)	1	1	
30	90387-2202V	COLLAR	1	1	
31	5SL-17211-00	GEAR, 1ST WHEEL (37T)	1	1	
32	93102-35423	OIL SEAL	1	1	
33	5VX-17460-00	SPROCKET, DRIVE (16T)	1	1	
34	90215-21290	WASHER, LOCK	1	1	
35	90179-18667	NUT	1	1	
36	90201-20278	WASHER, PLATE	1	1	
37	93306-20464	BEARING	1	1	
38	278-17424-01	CIRCLIP 1	1	1	





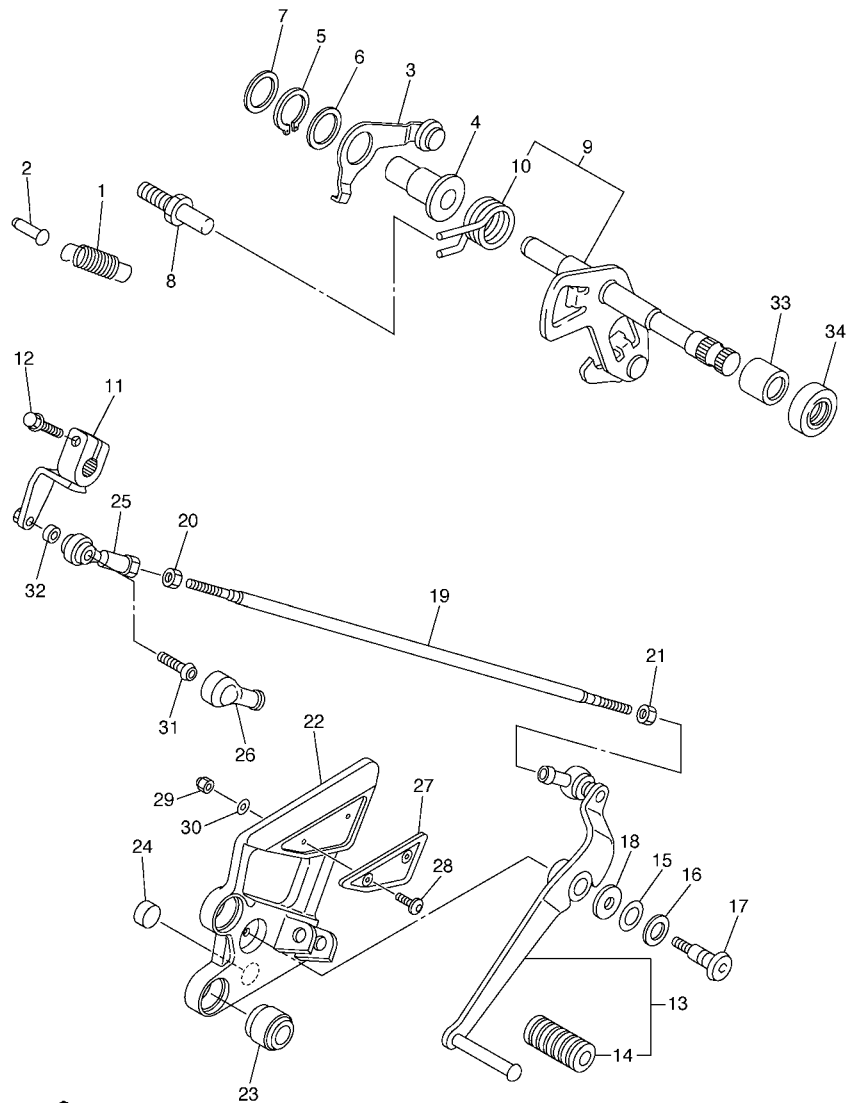
**FIG. 18 SHIFT CAM & FORK**

REF. NO.	PART NO.	DESCRIPTION	5VX6	5VX7	REMARKS
1	5VX-18540-00	SHIFT CAM ASSY	1	1	
2	136-18542-00	.POINT, NEUTRAL	1	1	
3	5SL-18511-00	FORK, SHIFT 1	1	1	
4	5MT-18512-00	FORK, SHIFT 2	1	1	
5	5EB-18513-00	FORK, SHIFT 3	1	1	
6	4XV-18531-00	BAR, SHIFT FORK GUIDE 1	2	2	
7	90501-064L1	SPRING, COMPRESSION	4	4	
8	5EB-18536-00	STOPPER, SHIFT BAR	1	1	
9	90110-06018	BOLT, HEXAGON SOCKET HEAD	2	2	



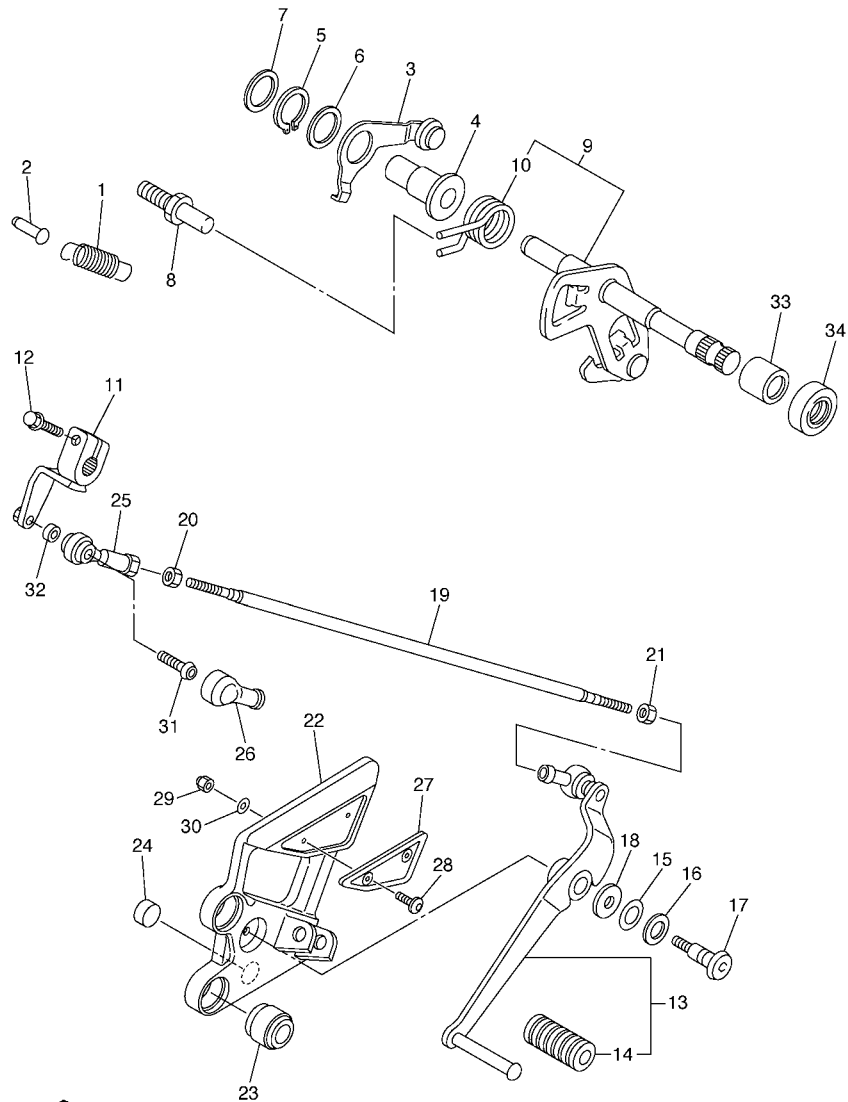
5EB3351-9170

FIG. 19 SHIFT SHAFT



5VX6300-D190

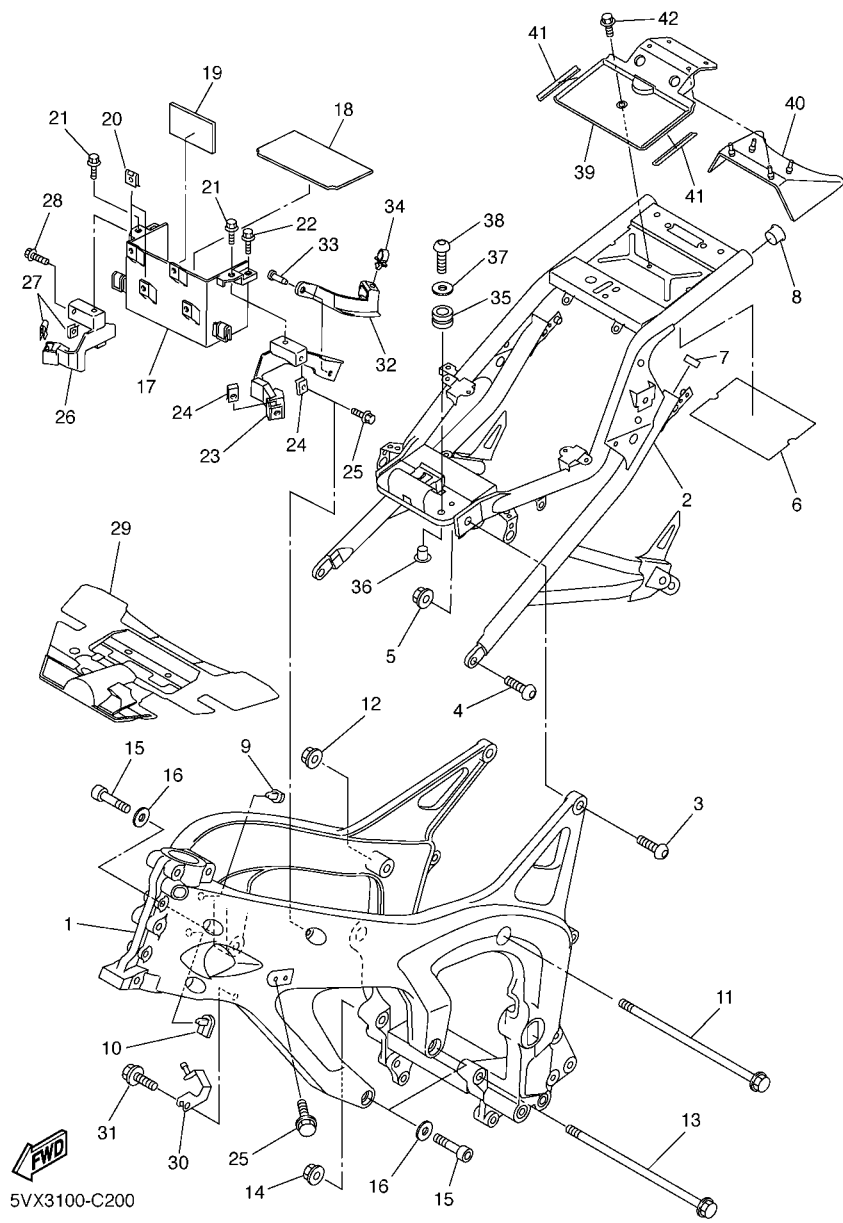
REF. NO.	PART NO.	DESCRIPTION	5VX6	5VX7	REMARKS
1	90506-14003	SPRING, TENSION	1	1	
2	132-16346-00	HOOK, SPRING	1	1	
3	5VX-18140-00	STOPPER LEVER ASSY	1	1	
4	90387-127V3	COLLAR	1	1	
5	99009-17400	CIRCLIP	1	1	
6	90201-177G4	WASHER, PLATE	1	1	
7	90201-154E8	WASHER, PLATE (T=1.0)	1	1	
8	5SL-18127-00	STOPPER, SCREW	1	1	
9	5VX-18101-11	SHIFT SHAFT ASSY	1	1	
10	90508-295B2	.SPRING, TORSION	1	1	
11	5VX-18112-01	ARM, SHIFT	1	1	
12	95824-06020	BOLT, FLANGE	1	1	
13	5VX-18110-00	SHIFT PEDAL ASSY	1	1	
14	5EB-18113-00	.COVER, SHIFT PEDAL	1	1	
15	90201-12013	WASHER, PLATE	1	1	
16	90206-12074	WASHER, WAVE	1	1	
17	4BP-27434-01	BOLT	1	1	
18	90201-08784	WASHER, PLATE	1	1	
19	5VX-18115-01	ROD, SHIFT	1	1	
20	90170-06228	NUT(COUNTER CLOCKWISE)	1	1	
21	95304-06700	NUT	1	1	
22	5VX-27442-10	BRACKET 2	1	1	
23	5VX-27424-00	DAMPER, FOOTREST 2	2	2	
24	5VX-27114-00	STOPPER, MAIN STAND	1	1	
25	5VX-18116-00	JOINT, ROD 1	1	1	
26	5VX-18154-00	COVER, DUST	1	1	
27	5VX-27445-00	PLATE 1	1	1	



5VX6300-D190

FIG. 19 SHIFT SHAFT

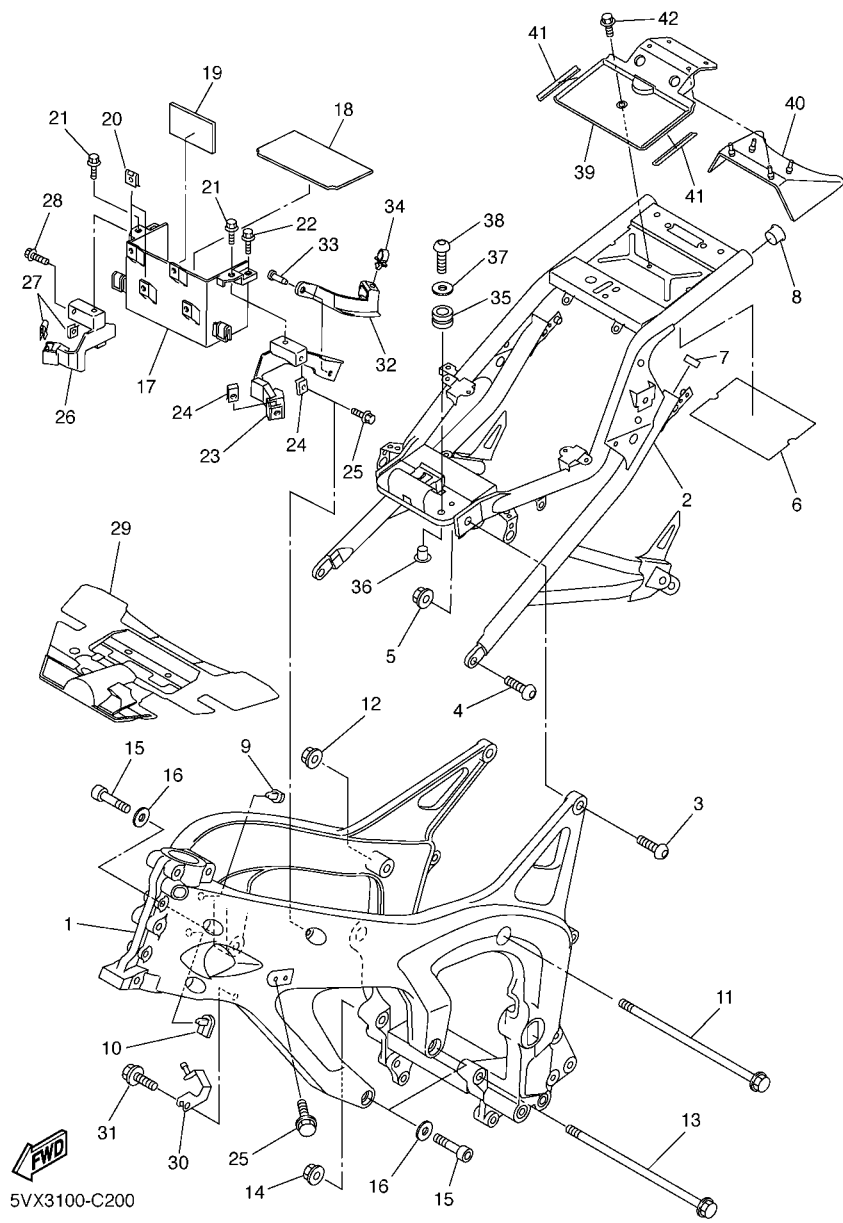
REF. NO.	PART NO.	DESCRIPTION	5VX6	5VX7	REMARKS
28	90111-05003	BOLT	2	2	
29	95607-05100	NUT, U	2	2	
30	92990-05200	WASHER, PLAIN	2	2	
31	90111-06019	BOLT	1	1	
32	90387-06372	COLLAR	1	1	
33	93317-11287	BEARING	1	1	
34	93101-12004	OIL SEAL	1	1	



5VX3100-C200

FIG. 20 FRAME

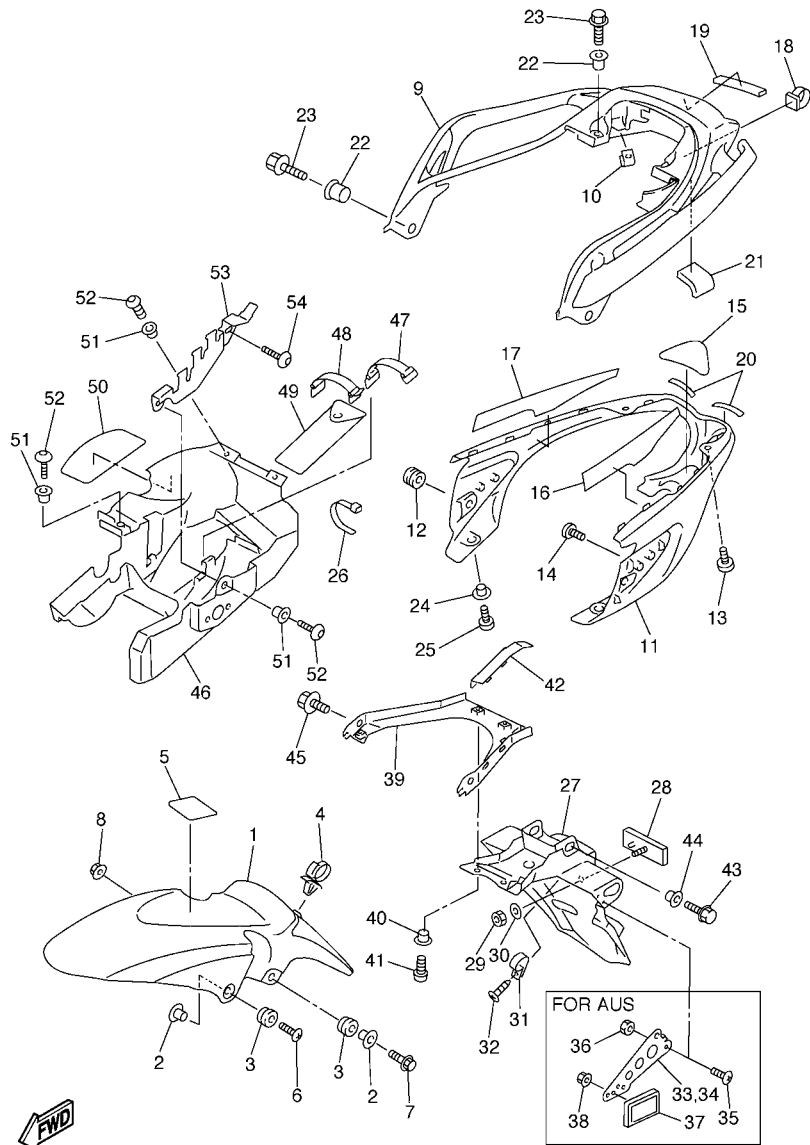
REF. NO.	PART NO.	DESCRIPTION	5VX6	5VX7	REMARKS
1	5VX-21110-00	FRAME COMP.	1		
	5VX-21110-10	FRAME COMP.		1	
2	5VX-21190-01	REAR FRAME COMP.	1	1	
3	90149-10006	SCREW	2	2	
4	90149-10012	SCREW	2	2	
5	95607-10200	NUT, U FLANGE	2	2	
6	5VX-21268-00	SEAL	1	1	
7	3YJ-24481-00	PLUG	2	2	
8	90338-21145	PLUG	1	1	
9	5VX-21279-00	PLUG, BLIND	1	1	
10	5VX-21289-00	PLUG, BLIND	1	1	
11	90105-10032	BOLT, FLANGE	1	1	
12	90185-10002	NUT, SELF-LOCKING	1	1	
13	90105-10N53	BOLT, FLANGE	1	1	
14	90185-10002	NUT, SELF-LOCKING	1	1	
15	91314-10050	BOLT	3	3	
16	90201-10020	WASHER, PLATE	3	3	
17	5VX-2177G-00	BOX, BATTERY	1	1	
18	5VX-82122-00	SEAT, BATTERY	1	1	
19	5EJ-2414H-00	DAMPER, PLATE 1	1	1	
20	90183-06053	NUT, SPRING	2	2	
21	90109-06060	BOLT	2	2	
22	95807-06025	BOLT, FLANGE	2	2	
23	5VX-21238-00	BRACKET	1	1	
24	90183-060A1	NUT, SPRING	2	2	
25	90105-06557	BOLT, FLANGE	2	2	
26	5VX-21239-00	BRACKET 2	1	1	



5VX3100-C200

**FIG. 20 FRAME**

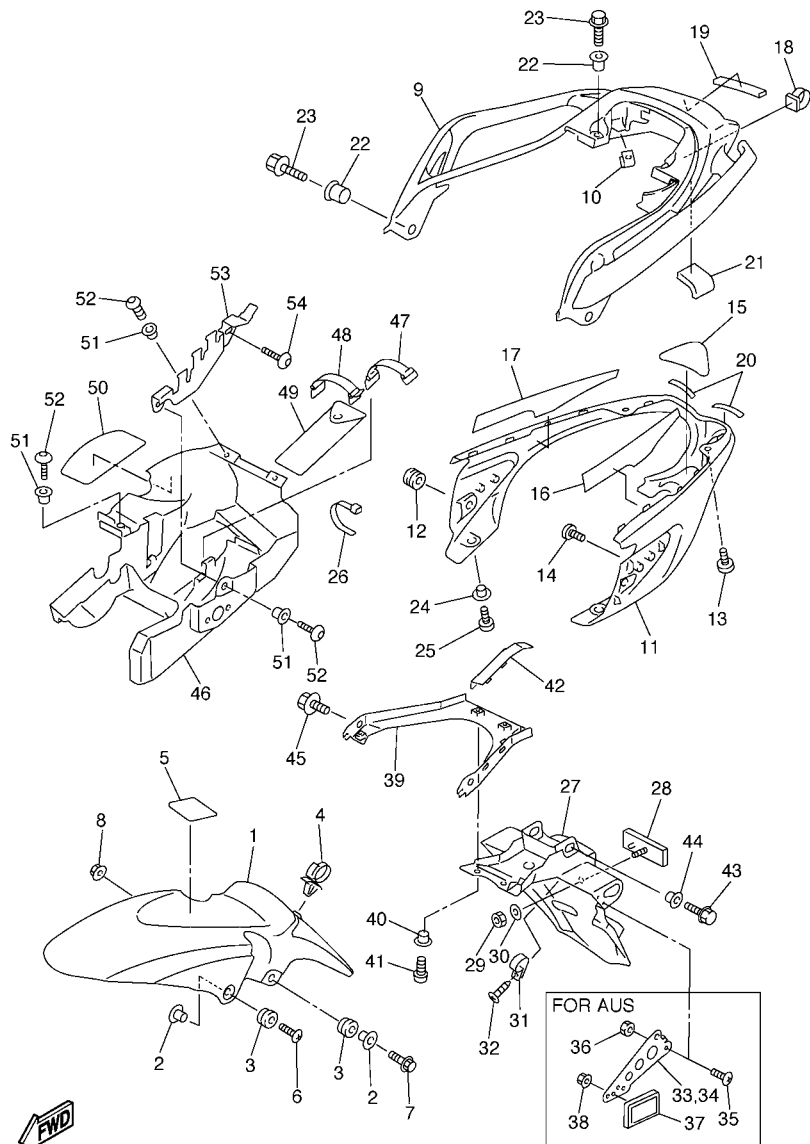
REF. NO.	PART NO.	DESCRIPTION	5VX6	5VX7	REMARKS
27	90183-060A1	NUT, SPRING	2	2	
28	90105-06557	BOLT, FLANGE	2	2	
29	5VX-2117M-01	COVER 2	1	1	
30	5VX-21249-00	BRACKET	1	1	
31	95027-06012	BOLT, FLANGE	1	1	
32	5VX-2135F-00	COVER	1	1	
33	90269-08066	RIVET	2	2	
34	90464-15157	CLAMP	1	1	
35	90480-12237	GROMMET	2	2	
36	90387-06078	COLLAR	2	2	
37	90201-06055	WASHER, PLATE	2	2	
38	92017-06020	BOLT, BUTTON HEAD	2	2	
39	5VX-2139W-00	COVER	1	1	
40	5VX-2139R-00	COVER 2	1	1	
41	5VX-21269-00	SEAL	2	2	
42	90109-067F4	BOLT	1	1	



1B31300-C210

FIG. 21 FENDER

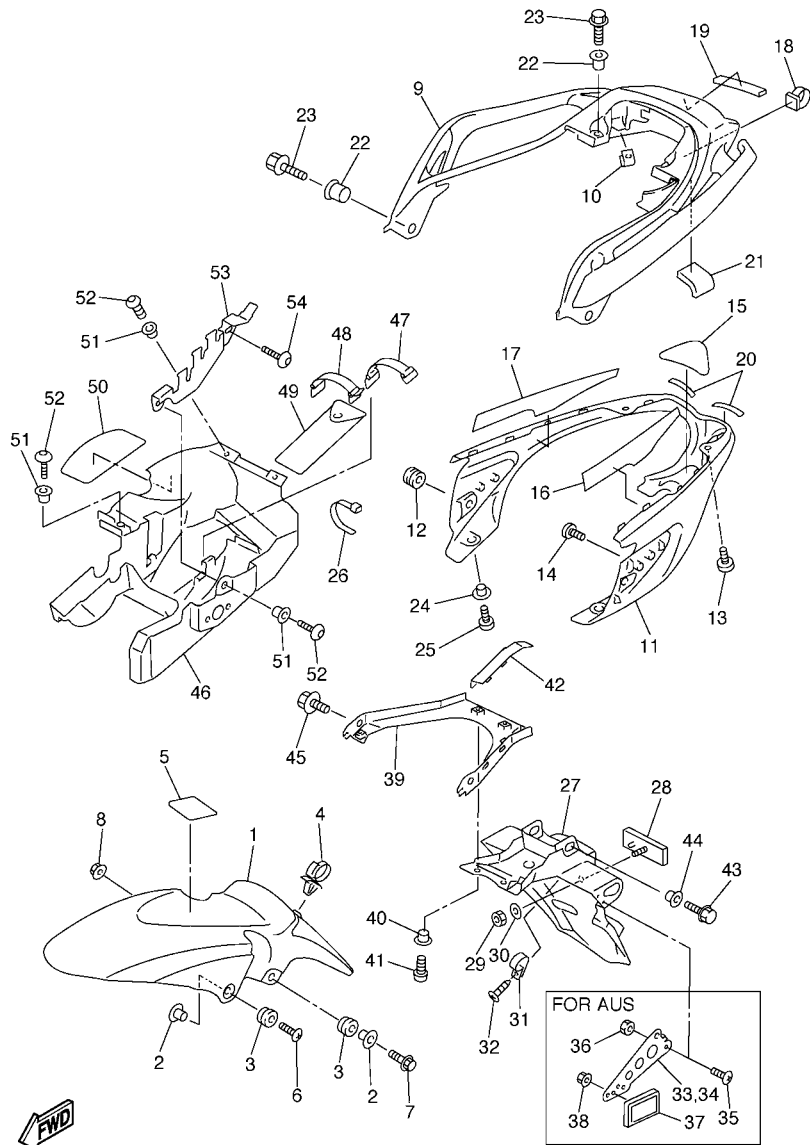
REF. NO.	PART NO.	DESCRIPTION	5VX6	5VX7	REMARKS
1	5VX-21511-00	FENDER, FRONT	1	1	UR FOR DPBML
	5VX-21511-10	FENDER, FRONT	1	1	UR FOR DNMB,BS4
2	90387-065J6	COLLAR	4	4	
3	90480-12072	GROMMET	4	4	
4	90464-18002	CLAMP	1	1	
5	5VX-21575-00	SEAL 1	1	1	
6	90154-06061	SCREW, BINDING	2	2	
7	95024-06025	BOLT, FLANGE	2	2	
8	90179-06403	NUT	2	2	
9	5VX-24773-00-P1	HANDLE, SEAT	1	1	UR DPBML
	5VX-24773-00-P4	HANDLE, SEAT	1	1	UR DNMB
	5VX-24773-00-P5	HANDLE, SEAT	1	1	UR BS4
10	90183-05061	NUT, SPRING	2	2	
11	5VX-21651-00	COVER, REAR FENDER	1	1	
12	90480-13398	GROMMET	2	2	
13	98907-05012	SCREW, BIND	2	2	
14	97707-50012	SCREW, TAPPING	2	2	
15	5VX-21669-00	SEAL	1	1	
16	5VX-21732-00	SEAL 1	1	1	
17	5VX-21735-01	SEAL 2	1	1	
18	90464-14002	CLAMP	1	1	
19	5VX-88158-00	DAMPER	1	1	
20	5VX-21639-00	DAMPER 2	2	2	
21	31A-28217-00	DAMPER 1	1	1	
22	90387-09003	COLLAR	4	4	
23	95827-08025	BOLT, FLANGE	4	4	
24	90387-064J1	COLLAR	2	2	



1B31300-C210

FIG. 21 FENDER

REF. NO.	PART NO.	DESCRIPTION	5VX6	5VX7	REMARKS
25	98907-06012	SCREW, BIND	2	2	
26	90465-13152	CLAMP	2	2	
27	5VX-21621-00	FLAP	1		
	5VX-21621-10	FLAP		1	
28	3Y6-85130-02	REAR REFLECTOR ASSY	1	1	
29	95607-05100	NUT, U	1	1	
30	90201-05725	WASHER, PLATE	1	1	
31	90464-18029	CLAMP	1	1	
32	97707-40012	SCREW, TAPPING	1	1	
33	5VX-2164H-00	STAY 3		1	(LH)
34	5VX-2164J-00	STAY 4		1	(RH)
35	90150-04041	SCREW, ROUND HEAD	4		
36	95607-04100	NUT, U	4		
37	5SL-85110-00	REFLECTOR ASSY	2		
38	95707-05500	NUT, FLANGE	2		
39	5VX-2161G-00	BRACKET 6	1	1	
40	90387-064J1	COLLAR	2	2	
41	92017-06012	BOLT, BUTTON HEAD	2	2	
42	5VX-21665-00	GUIDE, MUD GUARD	1	1	
43	90119-06044	BOLT, WITH WASHER	2	2	
44	90387-06075	COLLAR	2	2	
45	95827-08012	BOLT, FLANGE	2	2	
46	5VX-21629-00	GUARD, MUD	1	1	
47	3TJ-82131-00	BAND, BATTERY	1	1	
48	122-82131-00	BAND, BATTERY	1	1	
49	5VX-28100-00	TOOL KIT	1	1	
50	5VX-2173N-00	SEAL 4	1	1	

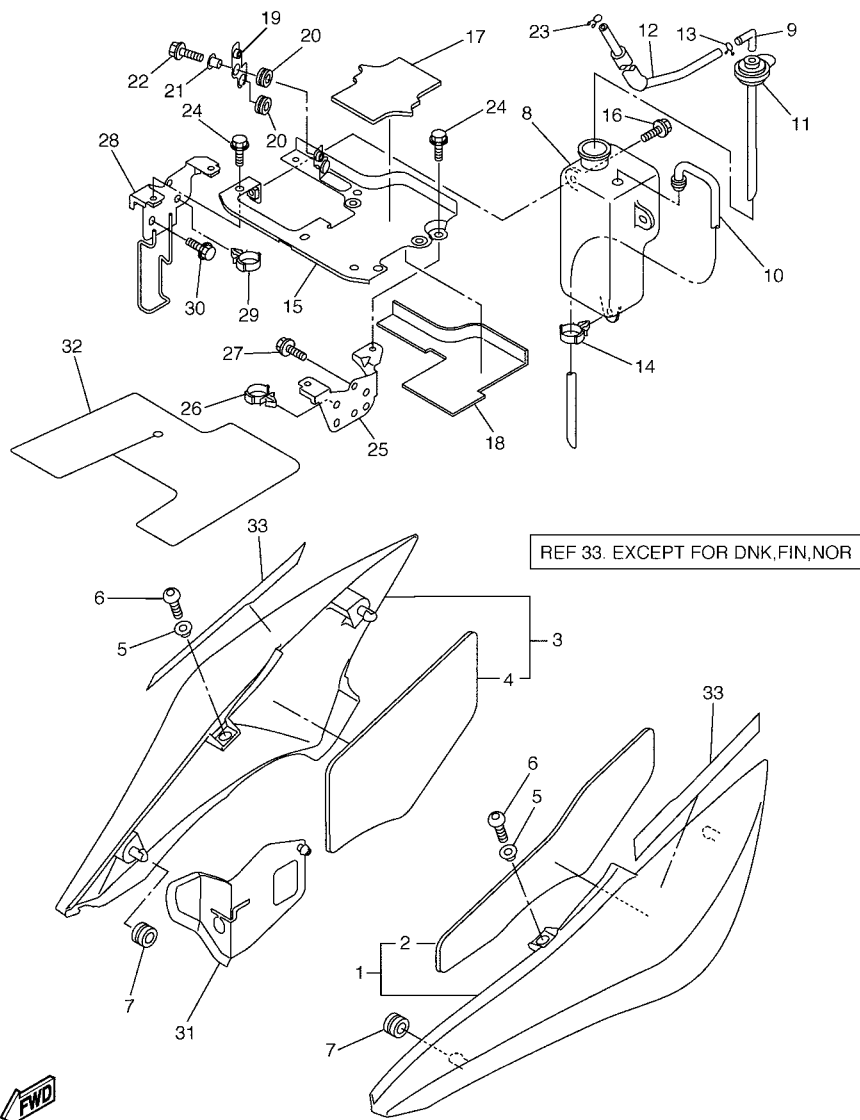


1B31300-C210

FIG. 21 FENDER

REF. NO.	PART NO.	DESCRIPTION	5VX6	5VX7	REMARKS
51	90387-064J1	COLLAR	4	4	
52	92017-06016	BOLT, BUTTON HEAD	4	4	
53	5VX-2164F-00	STAY 1	1	1	
54	92017-06016	BOLT, BUTTON HEAD	1	1	
-----					
-----					
-----					
-----					
-----					
-----					
-----					
-----					
-----					



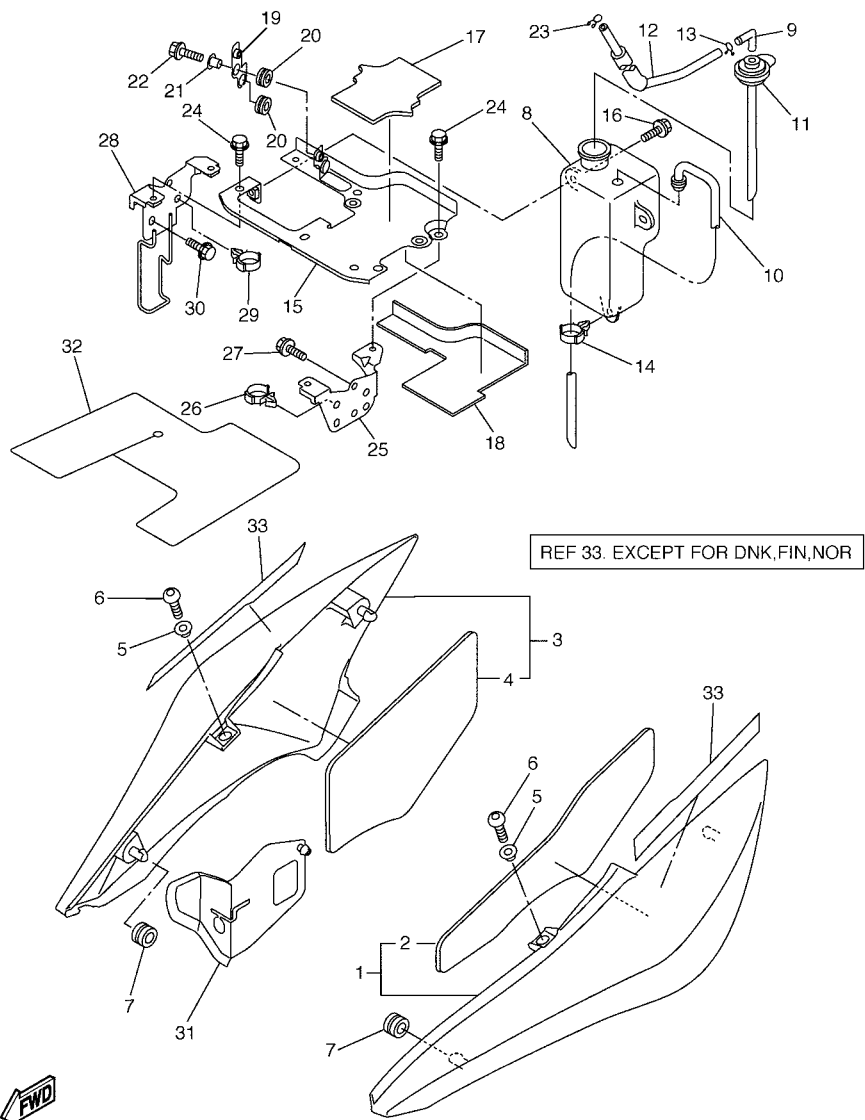


5VX1300-C220

FIG. 22 SIDE COVER

REF. NO.	PART NO.	DESCRIPTION	5VX6	5VX7	REMARKS
1	5VX-21710-00	SIDE COVER ASSY 1	1	1	UR FOR DPBML
	5VX-21710-10	SIDE COVER ASSY 1	1	1	UR FOR DNMB,BS4
2	5VX-2174X-00	.DAMPER	1	1	
3	5VX-21720-00	SIDE COVER ASSY 2	1	1	UR FOR DPBML
	5VX-21720-10	SIDE COVER ASSY 2	1	1	UR FOR DNMB,BS4
4	5VX-2174Y-00	.DAMPER	1	1	
5	90387-064J1	COLLAR	2	2	
6	92017-06014	BOLT, BUTTON HEAD	2	2	
7	90480-01558	GROMMET	2	2	
8	5VX-21871-00	TANK, RECOVERY	1	1	
9	26H-21828-00	ELBOW	1	1	
10	5VX-21816-00	PIPE 1	1	1	
11	5VX-21875-00	CAP	1	1	
12	90445-08018	HOSE	1	1	
13	90467-08075	CLIP	1	1	
14	90464-20181	CLAMP	1	1	
15	5VX-21873-00	BRACKET, RECOVERY TANK	1	1	
16	90119-06117	BOLT, WITH WASHER	2	2	
17	5VX-21779-00	DAMPER, LOCATING 2	1	1	
18	5VX-2173M-00	SEAL 3	1	1	
19	5VX-21228-00	BRACKET, RESERVE TANK	1	1	
20	90480-13163	GROMMET	2	2	
21	90560-06201	SPACER	1	1	
22	95807-06016	BOLT, FLANGE	1	1	
23	90467-08075	CLIP	1	1	
24	95827-06010	BOLT, FLANGE	4	4	
25	5VX-21843-00	STAY, 4	1	1	

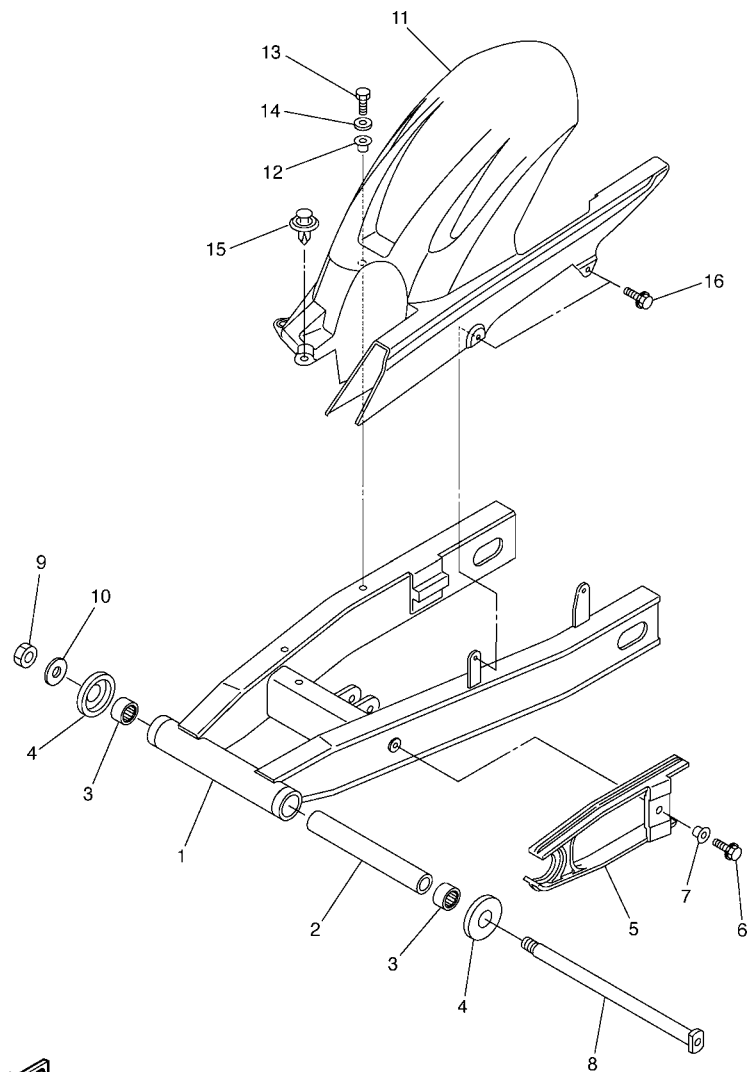
**FIG. 22 SIDE COVER**



5VX1300-C220

REF. NO.	PART NO.	DESCRIPTION	5VX6	5VX7	REMARKS
26	90464-20181	CLAMP	1	1	
27	95827-06010	BOLT, FLANGE	2	2	
28	5VX-22836-00	STAY, 3	1	1	
29	90464-16006	CLAMP	1	1	
30	95827-06010	BOLT, FLANGE	2	2	
31	5VX-2163A-00	COVER, REAR FENDER 1	1	1	
32	5VX-2177F-00	FLAP	1	1	
33	5VX-21781-01	EMBLEM 1	2	2	UR FOR DPBML
	5VX-21781-20	EMBLEM 1	2	2	UR FOR DNMB,BS4
-----					
-----					
-----					
-----					
-----					
-----					
-----					
-----					
-----					

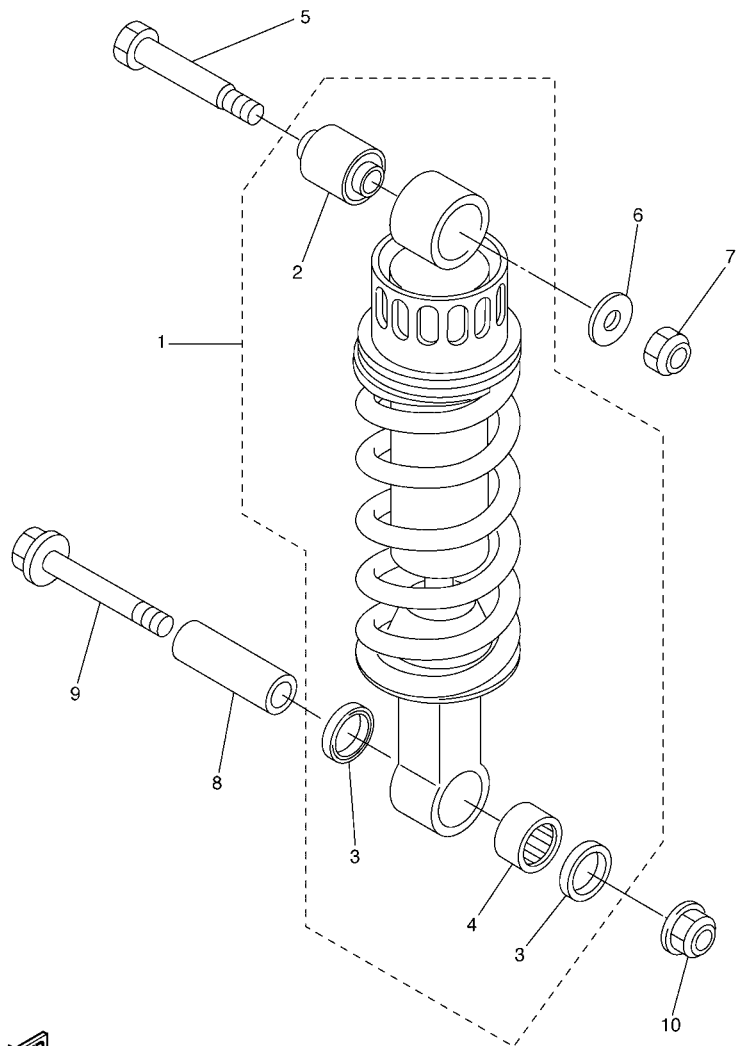
**FIG. 23 REAR ARM**



**FWD**  
5VX1351-C230

REF. NO.	PART NO.	DESCRIPTION	5VX6	5VX7			REMARKS
1	5VX-22110-10	REAR ARM COMP.	1	1			
2	5EB-22184-00	BUSH	1	1			
3	93315-42523	BEARING	2	2			
4	5JJ-22128-00	COVER, THRUST 1	2	2			
5	5VX-22151-00	SEAL, GUARD	1	1			
6	90119-06096	BOLT, WITH WASHER	1	1			
7	90387-06372	COLLAR	1	1			
8	4FN-22141-00	SHAFT, PIVOT	1	1			
9	90185-18104	NUT, SELF-LOCKING	1	1			
10	90201-186M4	WASHER, PLATE	1	1			
11	5VX-21650-00	REAR FENDER COMP.	1	1			
12	90387-064J1	COLLAR	2	2			
13	97007-06025	BOLT	2	2			
14	92907-06600	WASHER, PLATE	2	2			
15	90269-08001	RIVET	1	1			
16	90119-06117	BOLT, WITH WASHER	2	2			

**FIG. 24 REAR SUSPENSION**

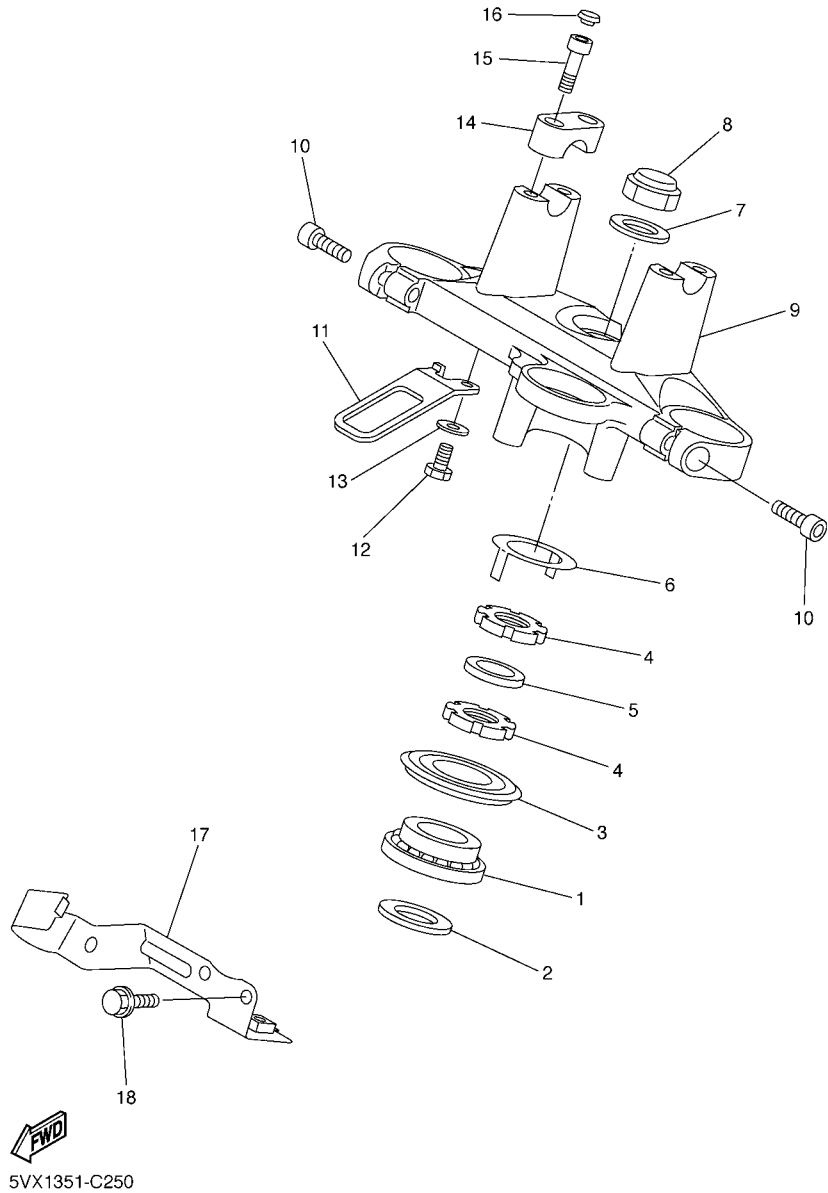


REF. NO.	PART NO.	DESCRIPTION	5VX6	5VX7	REMARKS
1	5VX-22210-00	SHOCK ABSORBER ASSY, REAR	1	1	
2	34L-22216-00	.BUSH, REAR SHOCK ABSORBER	1	1	
3	93109-17071	.OIL SEAL	2	2	
4	93315-31758	.BEARING	1	1	
5	90109-10654	BOLT	1	1	
6	90201-101J1	WASHER, PLATE	1	1	
7	95607-10100	NUT, U	1	1	
8	90387-1012B	COLLAR	1	1	
9	90105-10323	BOLT, FLANGE	1	1	
10	95607-10200	NUT, U FLANGE	1	1	

  
5VX1351-C240

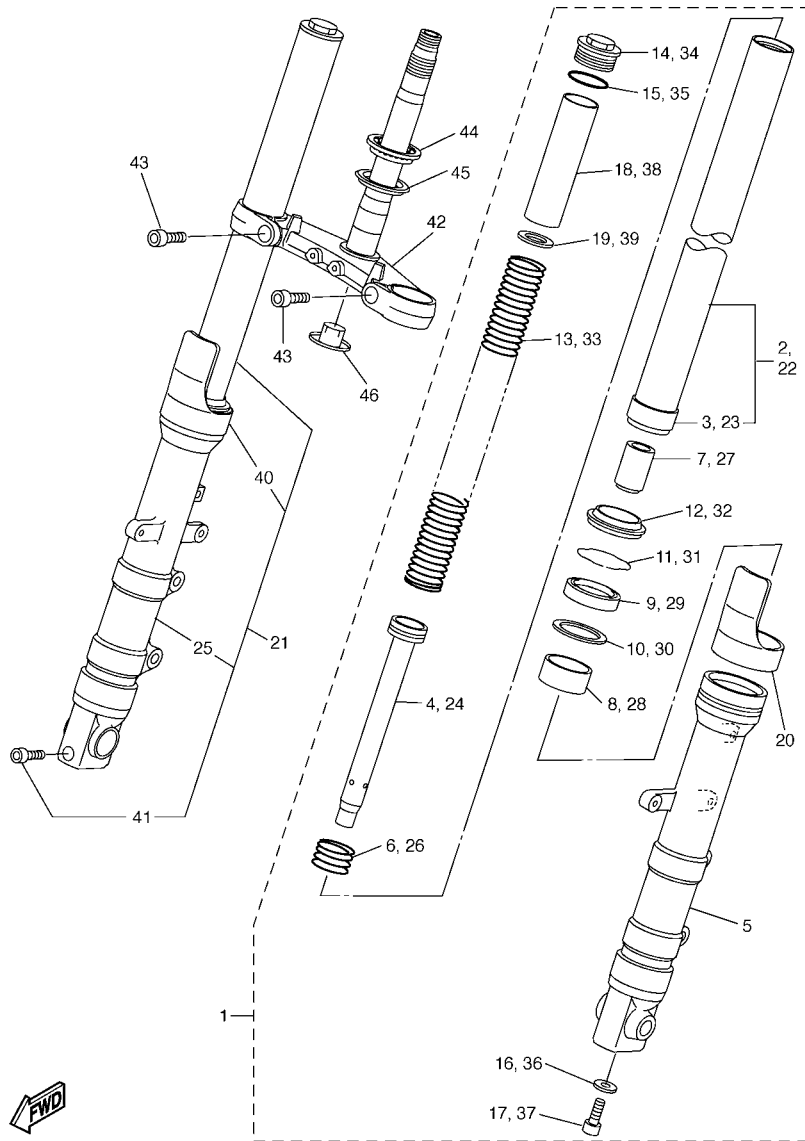
**D10**

**FIG. 25 STEERING**



REF. NO.	PART NO.	DESCRIPTION	5VX6	5VX7	REMARKS
1	93399-99931	BEARING	1	1	
2	90202-24190	WASHER, PLATE	1	1	
3	5VX-23415-00	COVER, BALL RACE 1	1	1	
4	90179-25033	NUT	2	2	
5	90202-26142	WASHER, PLATE	1	1	
6	26H-23418-01	WASHER, SPECIAL	1	1	
7	90201-220T0	WASHER, PLATE	1	1	
8	90176-22081	NUT, CROWN	1	1	
9	5VX-23435-00	CROWN, HANDLE	1	1	
10	91314-08030	BOLT	2	2	
11	5VX-23389-00	GUIDE, CABLE	1	1	
12	97017-06016	BOLT	1	1	
13	92907-06600	WASHER, PLATE	1	1	
14	4H7-23441-01-35	HOLDER, HANDLE UPPER	2	2	SL
15	91317-08030	BOLT	4	4	
16	90338-06004	PLUG	4	4	
17	5VX-23377-00	BRACKET, HORN	1	1	
18	95807-06012	BOLT, FLANGE	2	2	

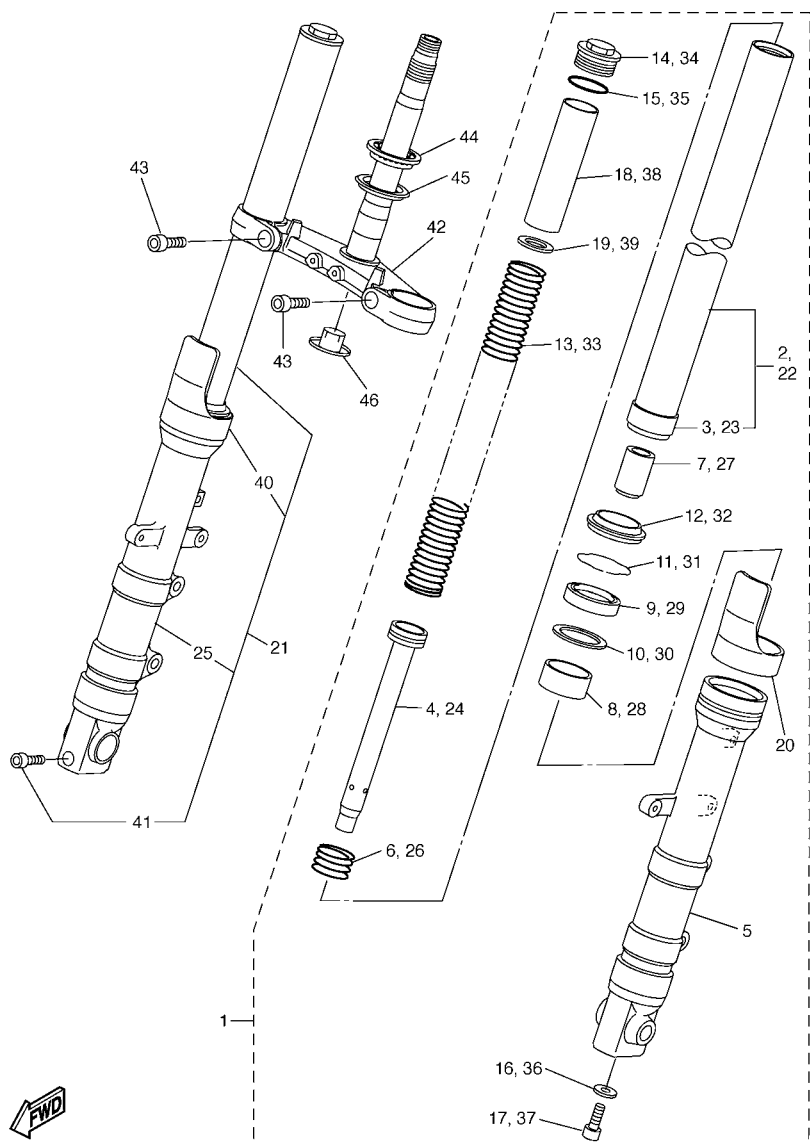
FIG. 26 FRONT FORK



  
5VX1351-C260

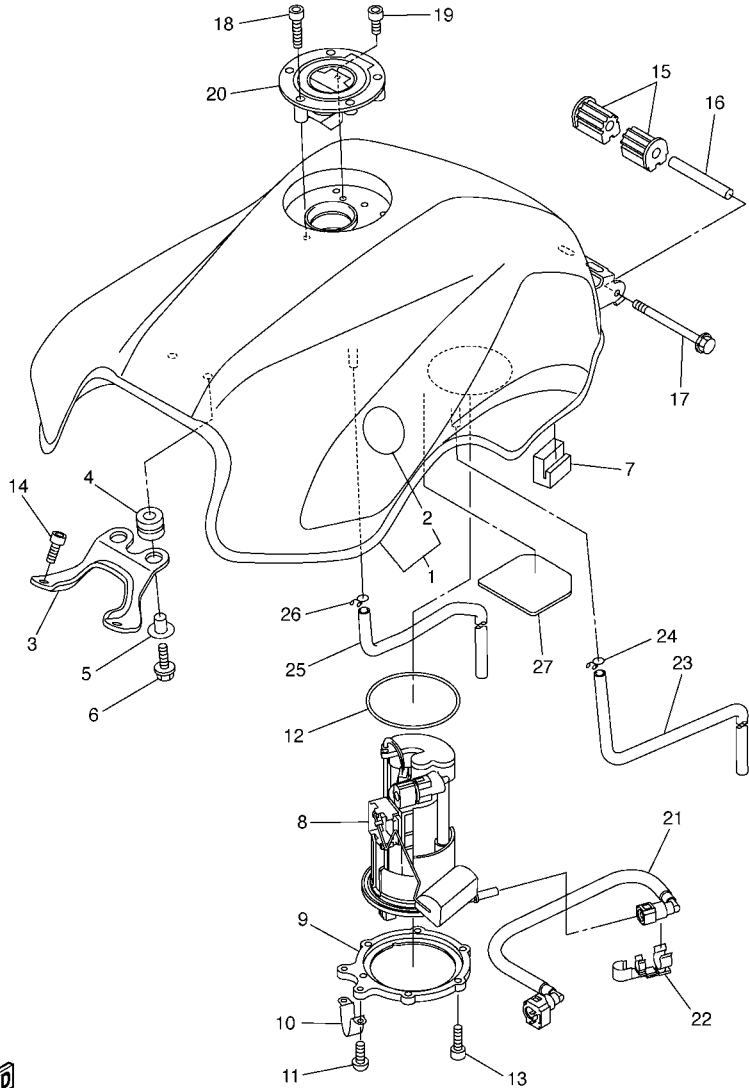
REF. NO.	PART NO.	DESCRIPTION	5VX6	5VX7	REMARKS
1	5VX-23102-00	FRONT FORK ASSY (L.H)	1	1	
2	5VX-23110-00	.INNER TUBE COMP.1	1	1	
3	4TX-23135-A0	.METAL, SLIDE 2	1	1	
4	5VX-23170-00	.CYLINDER COMP., FRONT FORK	1	1	
5	5VX-23126-00	.TUBE, OUTER (LEFT)	1	1	
6	4TX-23151-00	.SPRING, REBOUND	1	1	
7	4TX-23173-00	.SPINDLE, TAPER	1	1	
8	4TX-23125-A0	.METAL, SLIDE 1	1	1	
9	5VX-23145-00	.OIL SEAL	1	1	
10	4TX-23115-00	.GUIDE, COVER UPPER	1	1	
11	4TX-23156-00	.CLIP, OIL SEAL	1	1	
12	4TX-23144-00	.SEAL, DUST	1	1	
13	5VX-23141-00	.SPRING, FRONT FORK	1	1	
14	5VX-2311H-00	.FORK, BOLT	1	1	
15	93210-34504	.O-RING	1	1	
16	90430-10171	.GASKET	1	1	
17	90110-10N52	.BOLT, HEXAGON SOCKET HEAD	1	1	
18	5VX-23118-00	.SPACER	1	1	
19	90201-231E1	.WASHER, PLATE	1	1	
20	4TX-2331G-00	.COVER	1	1	
21	5VX-23103-00	FRONT FORK ASSY (R.H)	1	1	
22	5VX-23110-00	.INNER TUBE COMP.1	1	1	
23	4TX-23135-A0	.METAL, SLIDE 2	1	1	
24	5VX-23170-00	.CYLINDER COMP., FRONT FORK	1	1	
25	5VX-23136-00	.TUBE, OUTER (RIGHT)	1	1	
26	4TX-23151-00	.SPRING, REBOUND	1	1	
27	4TX-23173-00	.SPINDLE, TAPER	1	1	

FIG. 26 FRONT FORK



  
5VX1351-C260

REF. NO.	PART NO.	DESCRIPTION	5VX6	5VX7	REMARKS
28	4TX-23125-A0	.METAL, SLIDE 1	1	1	
29	5VX-23145-00	.OIL SEAL	1	1	
30	4TX-23115-00	.GUIDE, COVER UPPER	1	1	
31	4TX-23156-00	.CLIP, OIL SEAL	1	1	
32	4TX-23144-00	.SEAL, DUST	1	1	
33	5VX-23141-00	.SPRING, FRONT FORK	1	1	
34	5VX-2311H-00	.FORK, BOLT	1	1	
35	93210-34504	.O-RING	1	1	
36	90430-10171	.GASKET	1	1	
37	90110-10N52	.BOLT, HEXAGON SOCKET HEAD	1	1	
38	5VX-23118-00	.SPACER	1	1	
39	90201-231E1	.WASHER, PLATE	1	1	
40	4TX-2331G-00	.COVER	1	1	
41	91314-08045	.BOLT	1	1	
42	5VX-23340-00	UNDER BRACKET COMP.	1	1	
43	91317-10025	BOLT	2	2	
44	93399-99932	BEARING	1	1	
45	3FV-23462-00	SEAL, STEERING	1	1	
46	4KM-23123-01	COVER, LOWER 1	1	1	



**FIG. 27 FUEL TANK**

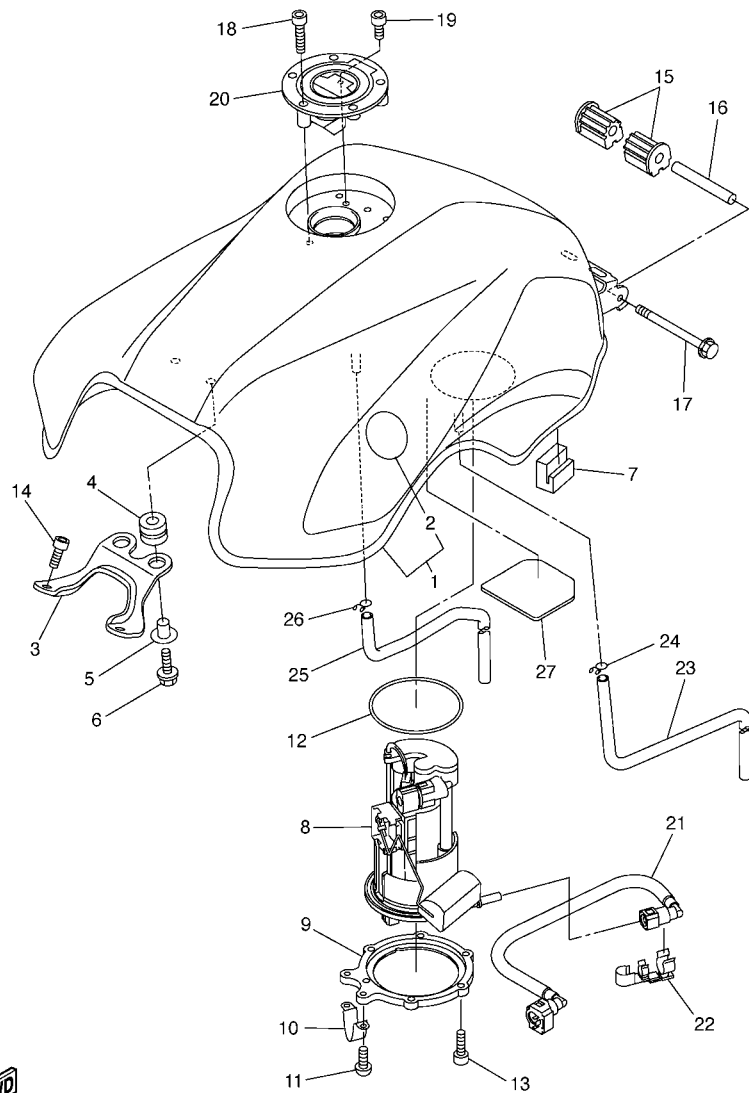
REF. NO.	PART NO.	DESCRIPTION	5VX6	5VX7	REMARKS
1	5VX-Y2410-30-02	FUEL TANK COMP.	1	1	UR DPBML
	5VX-Y2410-30-06	FUEL TANK COMP.	1	1	UR DNMB
	5VX-Y2410-30-07	FUEL TANK COMP.	1	1	UR BS4
2	5VX-2411B-00	.TUNING FORK MARK	2	2	
3	5VX-24191-00	BRACKET, FUEL TANK 1	1	1	
4	90480-15005	GROMMET	2	2	
5	90387-06068	COLLAR	2	2	
6	90119-06062	BOLT, WITH WASHER	2	2	
7	5VX-24183-00	DAMPER, LOCATING 3	2	2	
8	5VX-13907-01	FUEL PUMP COMP.	1	1	
9	5SL-24491-00	BRACKET, FUEL PUMP	1	1	
10	5PW-24192-00	BRACKET, FUEL TANK 2	1	1	
11	98907-05008	SCREW, BIND	2	2	
12	5JW-24486-00	O-RING	1	1	
13	90110-05014	BOLT, HEXAGON SOCKET HEAD	6	6	
14	90110-06079	BOLT, HEXAGON SOCKET HEAD	2	2	
15	5VX-24181-00	DAMPER, LOCATING 1	2	2	
16	90387-061W6	COLLAR	1	1	
17	95827-06090	BOLT, FLANGE	1	1	
18	90110-05112	BOLT, HEXAGON SOCKET HEAD	3	3	
19	91317-05010	BOLT	1	1	
20	5JJ-24602-00	CAP ASSY	1	1	
21	5VX-13971-00	PIPE, FUEL 1	1	1	
22	90464-16005	CLAMP	1	1	
23	90445-10033	HOSE	1	1	
24	90467-10008	CLIP	1	1	
25	90445-10032	HOSE	1	1	



1B31300-C270



**FIG. 27 FUEL TANK**



REF. NO.	PART NO.	DESCRIPTION	5VX6	5VX7	REMARKS
26	90467-10008	CLIP	1	1	
27	5VX-24141-00	PROTECTOR, FUEL TANK	1	1	



1B31300-C270

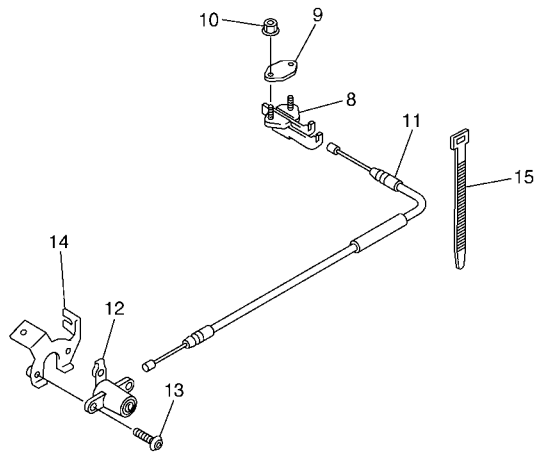
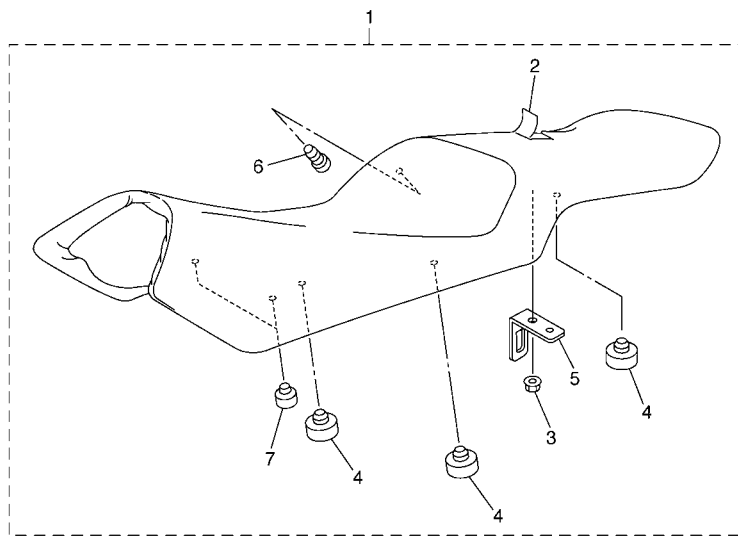
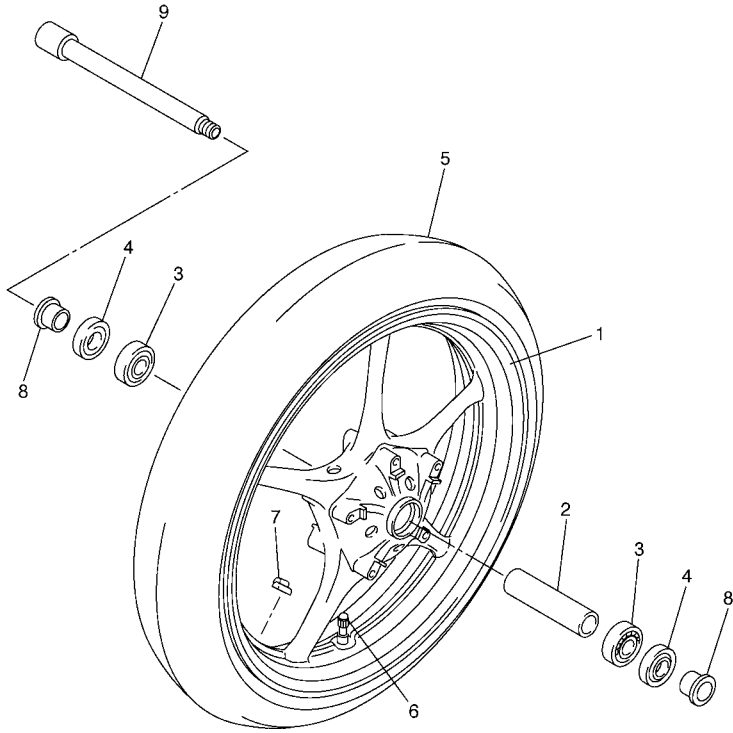


FIG. 28 SEAT

REF. NO.	PART NO.	DESCRIPTION	5VX6	5VX7				REMARKS
1	5VX-24730-01	DOUBLE SEAT ASSY	1	1				
2	5VX-24711-00	.COVER, SINGLE SEAT	1	1				
3	95707-06500	.NUT, FLANGE	1	1				
4	371-27114-00	.STOPPER, MAIN STAND	6	6				
5	4NK-24728-00	.BRACKET, SEAT	1	1				
6	90338-06018	.PLUG	1	1				
7	5VX-24724-00	.DAMPER, SEAT	2	2				
8	4BP-24780-00	SEAT LOCK ASSY	1	1				
9	4BP-24792-00	PLATE	1	1				
10	95707-06500	NUT, FLANGE	2	2				
11	5VX-2478E-00	CABLE, SEAT LOCK	1	1				
12	2TV-W2470-00	SEAT LOCK ASSY	1	1				
13	90149-06308	SCREW	2	2				
14	5PW-2117K-00	STAY, LOCK	1	1				
15	90464-16061	CLAMP	1	1				



5VX1351-C280



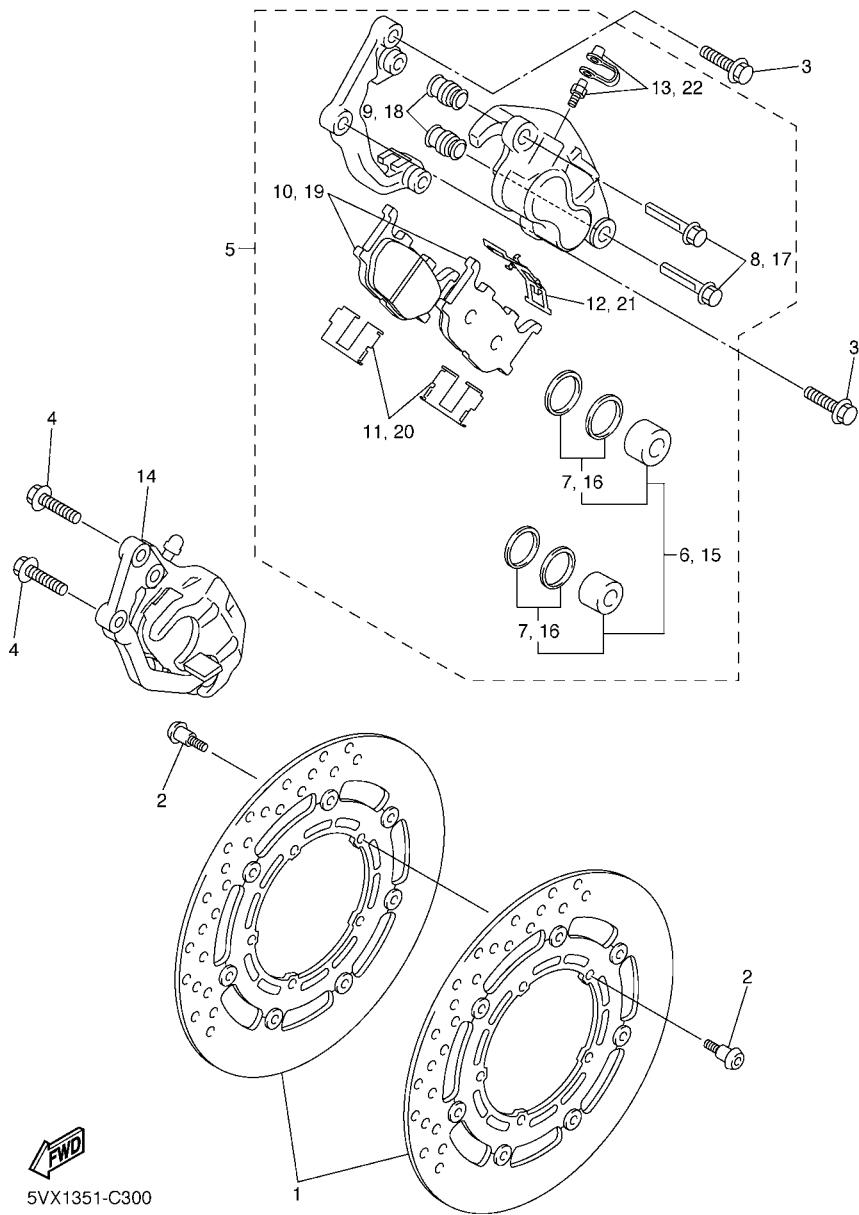
**FIG. 29 FRONT WHEEL**

REF. NO.	PART NO.	DESCRIPTION	5VX6	5VX7	REMARKS
1	5SL-25168-00-35	CAST WHEEL, FRONT	1	1	SL FOR DPBML
	5SL-25168-00-98	CAST WHEEL, FRONT	1	1	LGB FOR DNMB,BS4
2	4XV-25117-00	SPACER, BEARING	1	1	
3	93306-00420	BEARING (B6004)	2	2	
4	93106-28043	OIL SEAL	2	2	
5	94112-17066	TIRE(120/70ZR17M/C 58W BT020F)	1	1	UR BRIDGESTONE
	94112-17067	TIRE(120/70ZR17M/C 58W D252F)	1	1	UR DUNLOP
6	93900-00030	VALVE, RIM (TR412)	1	1	TAIHEIYO
7	5MT-25398-00	BALANCER, WHEEL (10G)	1	1	UR
	5MT-25398-10	BALANCER, WHEEL (20G)	1	1	UR
	5MT-25398-20	BALANCER, WHEEL (30G)	1	1	UR
8	90387-22002	COLLAR	2	2	
9	4XV-25181-00	AXLE, WHEEL	1	1	



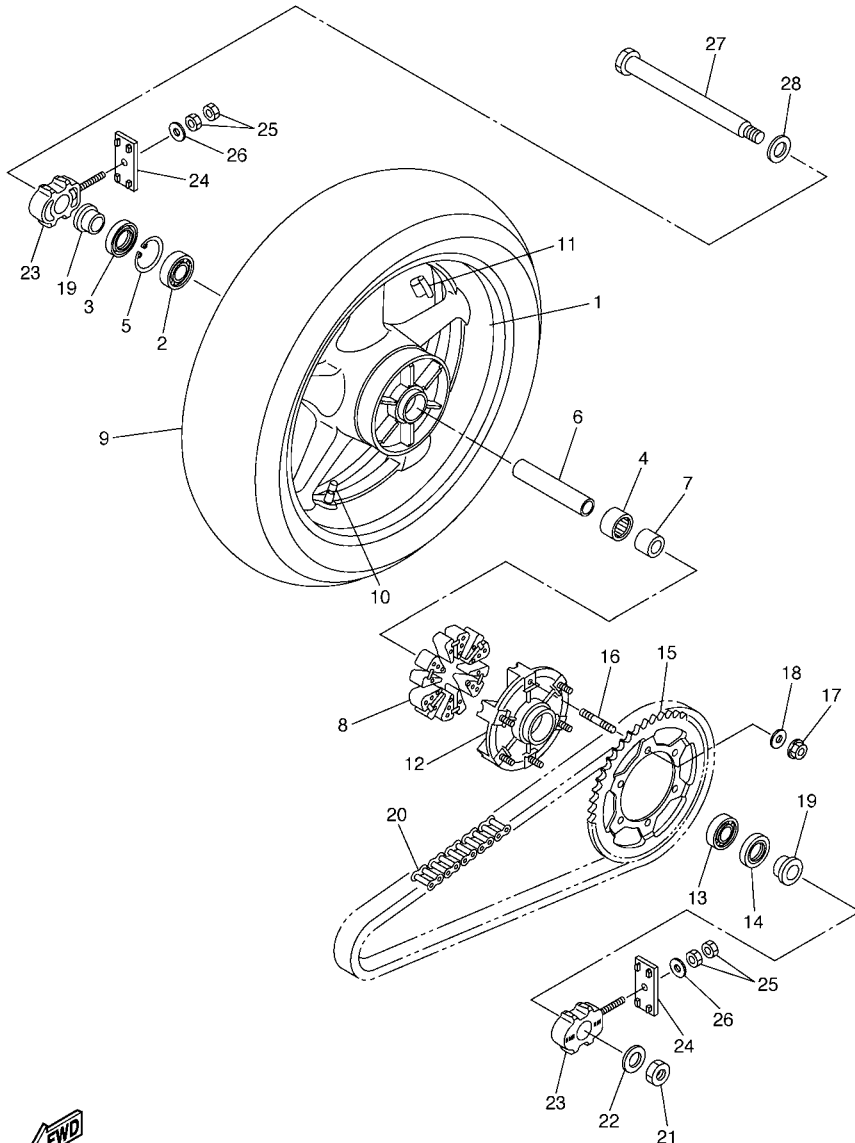
5VX1351-C290

**FIG. 30 FRONT BRAKE CALIPER**



5VX1351-C300

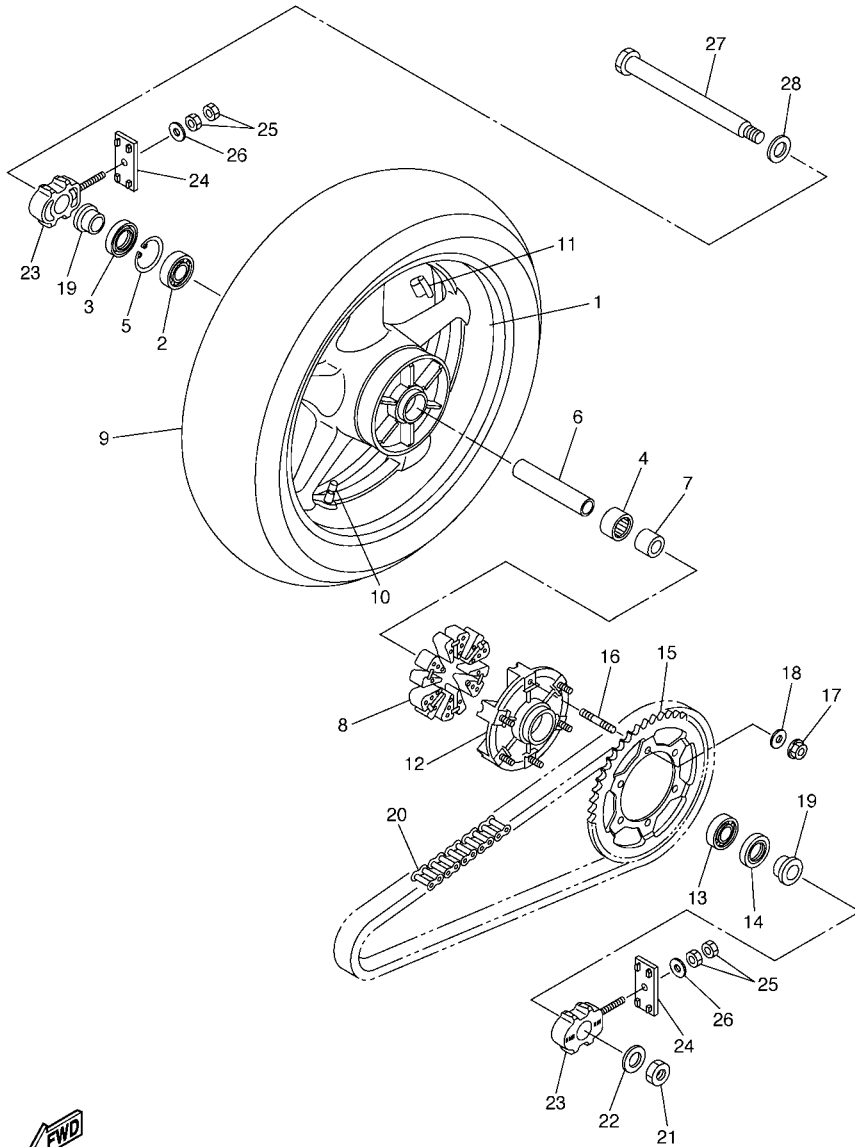
REF. NO.	PART NO.	DESCRIPTION	5VX6	5VX7	REMARKS
1	5VX-2581T-00	DISK BRAKE ASSY	2	2	
2	90109-064G6	BOLT	10	10	
3	90105-10638	BOLT, FLANGE	2	2	
4	90105-10638	BOLT, FLANGE	2	2	
5	5VX-2580T-00	CALIPER ASSY (LEFT)	1	1	
6	5KS-W0057-00	.PISTON ASSY, CALIPER	1	1	
7	4FU-W0047-00	..CALIPER SEAL KIT	1	1	
8	5JW-25914-10	.PIN, SLIDE	2	2	
9	4TT-25937-00	.BOOT 2	2	2	
10	5VX-W0045-00	.BRAKE PAD KIT	1	1	
11	4BP-25919-00	.SUPPORT, PAD	2	2	
12	3YX-25929-00	.SPRING, ANTI RATTLE	1	1	
13	51L-W0048-00	.BLEED SCREW KIT	1	1	
14	5VX-2580U-00	CALIPER ASSY (RIGHT)	1	1	
15	5KS-W0057-00	.PISTON ASSY, CALIPER	1	1	
16	4FU-W0047-00	..CALIPER SEAL KIT	1	1	
17	5JW-25914-10	.PIN, SLIDE	2	2	
18	4TT-25937-00	.BOOT 2	2	2	
19	5VX-W0045-00	.BRAKE PAD KIT	1	1	
20	4BP-25919-00	.SUPPORT, PAD	2	2	
21	3YX-25929-00	.SPRING, ANTI RATTLE	1	1	
22	51L-W0048-00	.BLEED SCREW KIT	1	1	



5VX3100-C310

FIG. 31 REAR WHEEL

REF. NO.	PART NO.	DESCRIPTION	5VX6	5VX7	REMARKS
1	5SL-25338-00-35	CAST WHEEL, REAR	1	1	SL FOR DPBML
	5SL-25338-00-98	CAST WHEEL, REAR	1	1	LGB FOR DNMB,BS4
2	93306-20531	BEARING	1	1	
3	93106-40013	OIL SEAL	1	1	
4	93317-43580	BEARING	1	1	
5	93420-61M07	CIRCLIP	1	1	
6	4XV-25317-00	SPACER, BEARING	1	1	
7	5SL-25383-00	COLLAR, WHEEL	1	1	
8	5VX-25364-00	DAMPER	6	6	
9	94118-17041	TIRE(180/55ZR17M/C 73W BT020R)	1	1	UR BRIDGESTONE
	94118-17053	TIRE(180/55ZR17M/C 73W D252)	1	1	UR DUNLOP
10	93900-00030	VALVE, RIM (TR412)	1	1	TAIHEIYO
11	5MT-25398-00	BALANCER, WHEEL (10G)	1	1	UR
	5MT-25398-10	BALANCER, WHEEL (20G)	1	1	UR
	5MT-25398-20	BALANCER, WHEEL (30G)	1	1	UR
12	5SL-25366-00	CLUTCH, HUB	1	1	
13	93306-20531	BEARING	1	1	
14	93106-40013	OIL SEAL	1	1	
15	5VX-25446-00	SPROCKET, DRIVEN (46T)	1	1	
16	90116-10485	BOLT, STUD	6	6	
17	90185-10009	NUT, SELF-LOCKING	6	6	
18	90201-10021	WASHER, PLATE	6	6	
19	90387-28001	COLLAR	2	2	
20	94582-11118	CHAIN (DID50V4-118LE)	1	1	
21	90185-24165	NUT, SELF-LOCKING	1	1	
22	90201-25015	WASHER, PLATE	1	1	
23	5VX-25388-01	PULLER, CHAIN 1	2	2	

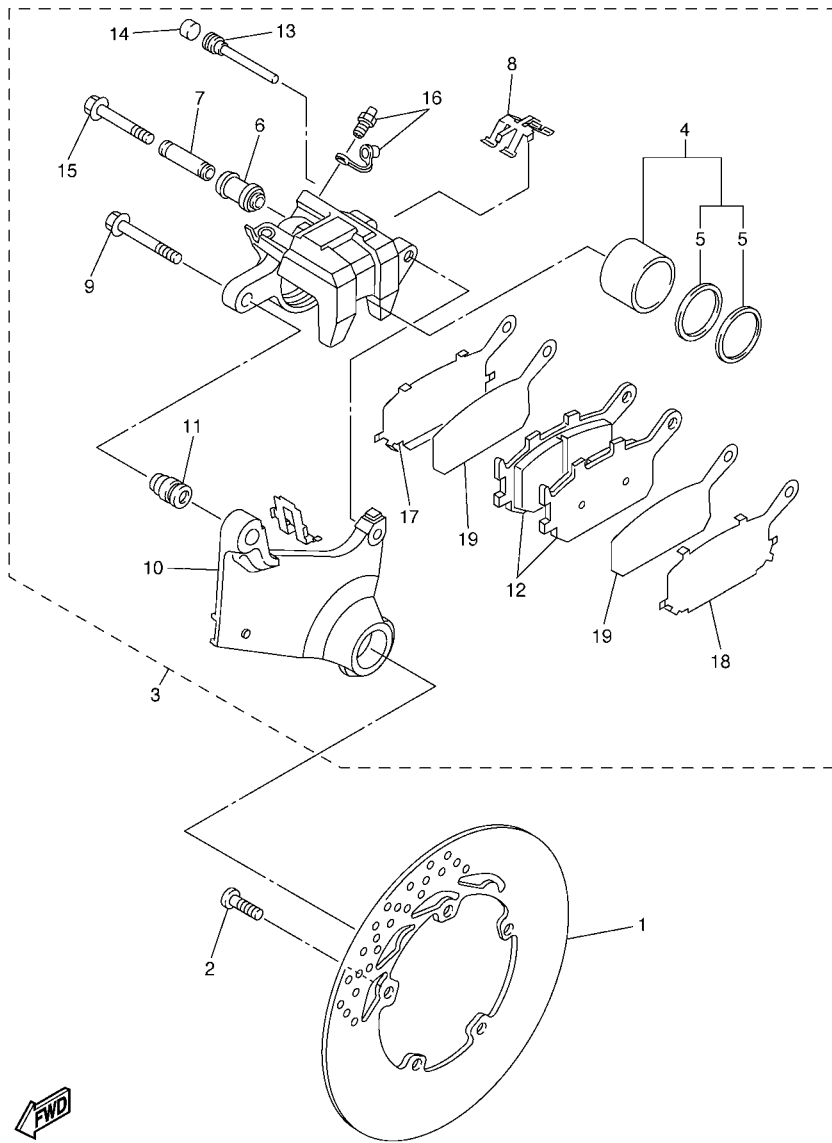


**FIG. 31 REAR WHEEL**

REF. NO.	PART NO.	DESCRIPTION	5VX6	5VX7	REMARKS
24	2GH-25389-00	PULLER, CHAIN 2	2	2	
25	95307-08600	NUT	4	4	
26	92907-08200	WASHER	2	2	
27	5VX-25381-00	AXLE, WHEEL	1	1	
28	90201-28014	WASHER, PLATE	1	1	



5VX3100-C310



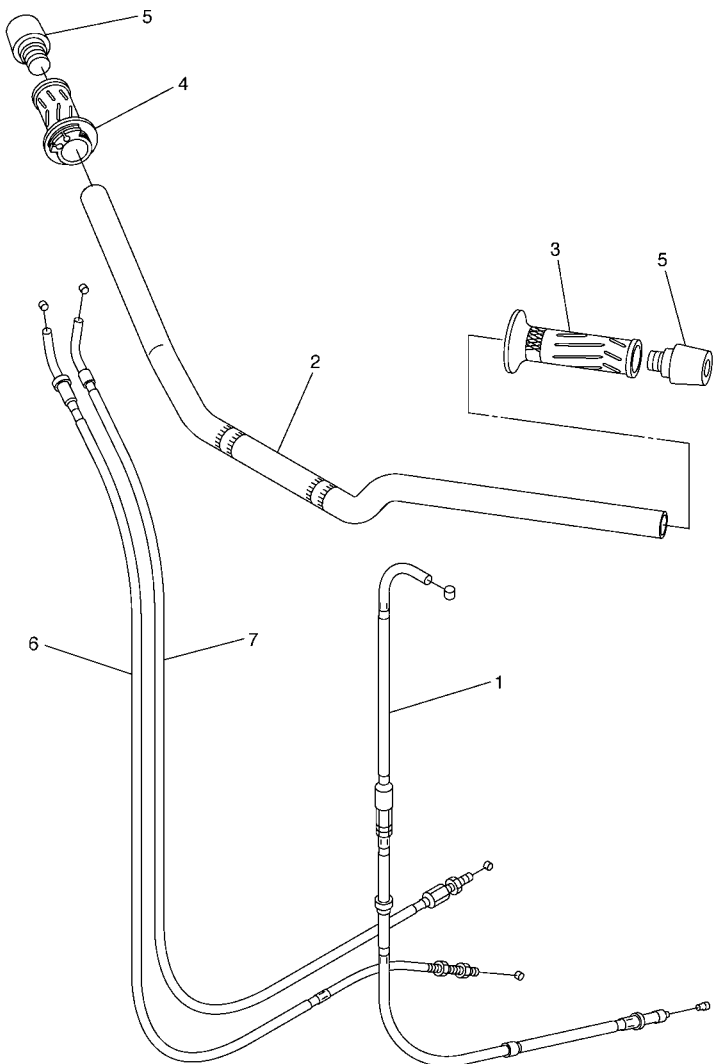
**FIG. 32 REAR BRAKE CALIPER**

REF. NO.	PART NO.	DESCRIPTION	5VX6	5VX7	REMARKS
1	5VX-2582W-00	DISK, REAR BRAKE 2	1	1	
2	90109-08045	BOLT	5	5	
3	5VX-2580W-00	CALIPER ASSY, REAR 2	1	1	
4	5SL-W0057-00	.PISTON ASSY, CALIPER	1	1	
5	5SL-W0047-00	..CALIPER SEAL KIT	1	1	
6	5SL-25917-00	.BOOT, CALIPER	1	1	
7	5SL-25838-00	.SLEEVE, CALIPER	1	1	
8	5SL-25919-00	.SUPPORT, PAD	1	1	
9	5SL-25914-00	.PIN, SLIDE	1	1	
10	5VX-25921-50	.BRACKET, SUPPORT	1	1	
11	3JD-25917-00	.BOOT, CALIPER	1	1	
12	5VX-W0046-00	.BRAKE PAD KIT 2	1	1	
13	8CR-25924-00	.PIN, PAD	1	1	
14	5DH-25916-00	.PLUG	1	1	
15	5SL-25926-00	.BOLT	1	1	
16	1UY-W0048-00	.BLEED SCREW KIT	1	1	
17	5SL-25827-00	.SHIM, CALIPER	1	1	
18	5SL-25827-10	.SHIM, CALIPER	1	1	
19	5SL-25828-00	.SHIM, CALIPER	2	2	



5VX1351-C320

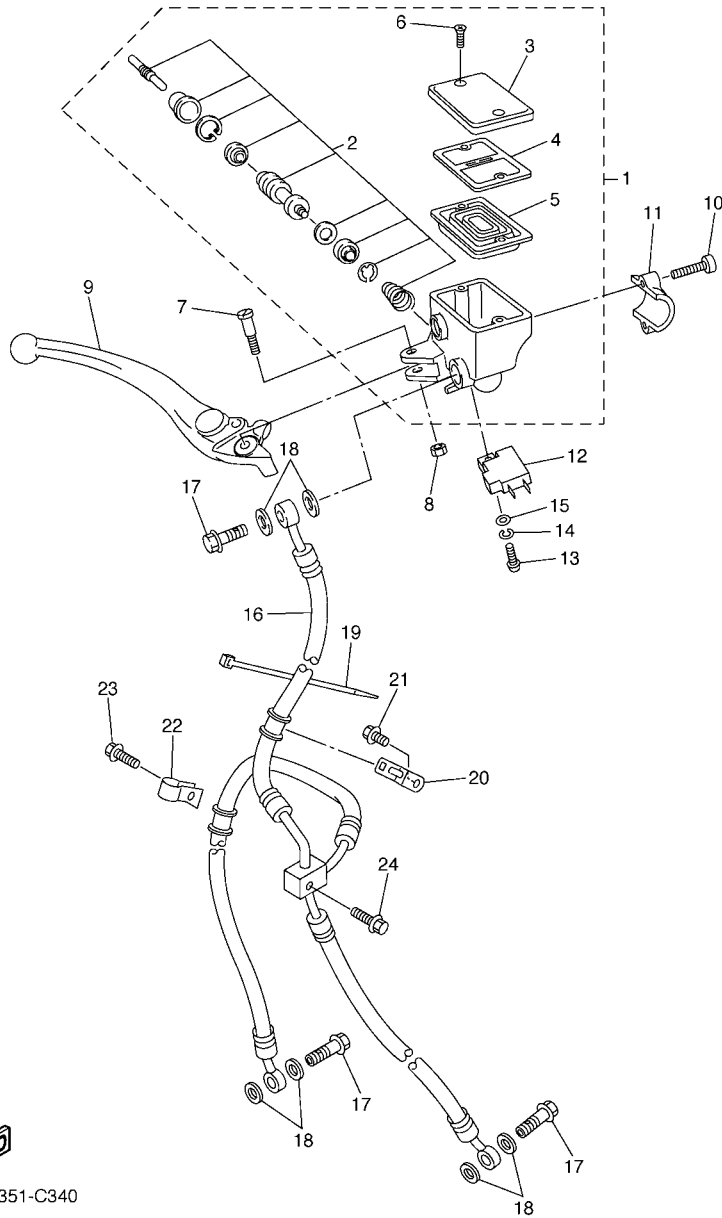
**FIG. 33 STEERING HANDLE & CABLE**



REF. NO.	PART NO.	DESCRIPTION	5VX6	5VX7				REMARKS
1	5VX-26335-00	CABLE, CLUTCH	1	1				
2	5VX-26111-00	HANDLEBAR	1	1				
3	4YR-26241-02	GRIP (LEFT)	1	1				
4	4YR-26240-02	GRIP ASSY	1	1				
5	51J-26246-01	END, GRIP	2	2				
6	5VX-26311-00	CABLE, THROTTLE 1	1	1				
7	5VX-26312-00	CABLE, THROTTLE 2	1	1				

**FWD**  
5VX6300-D330



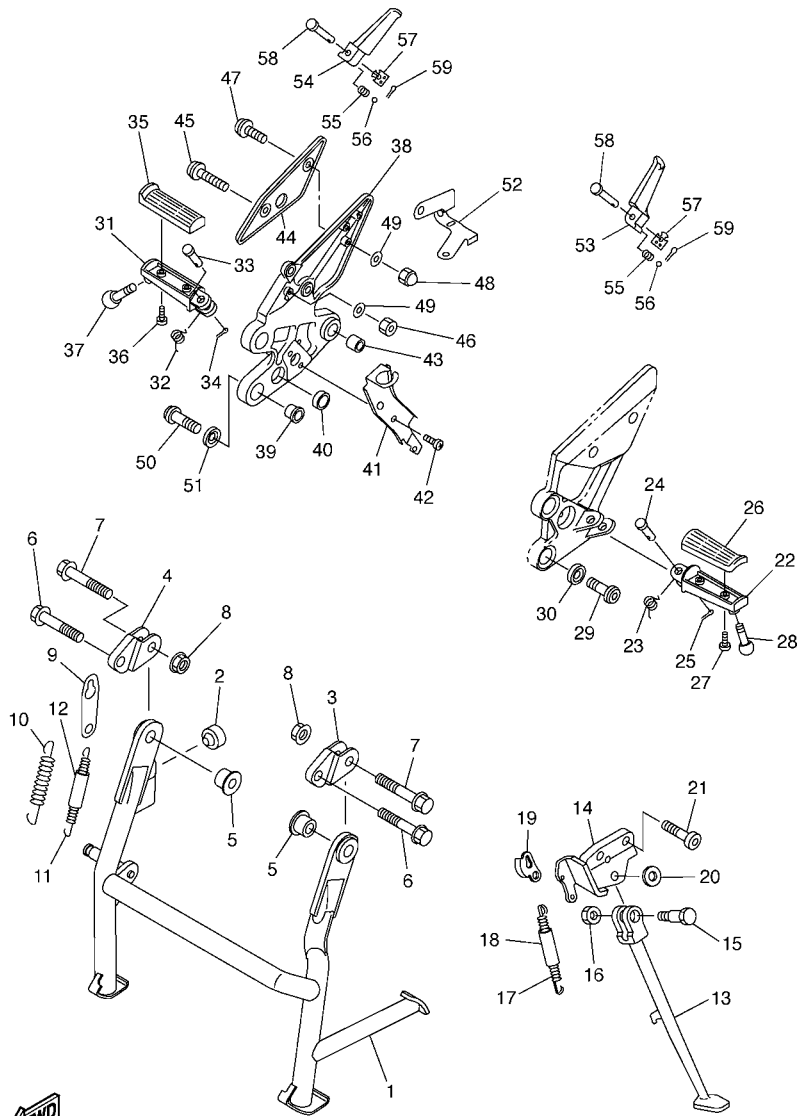


5VX1351-C340

FIG. 34 FRONT MASTER CYLINDER

REF. NO.	PART NO.	DESCRIPTION	5VX6	5VX7	REMARKS
1	5VS-W2587-00	MASTER CYLINDER SUB ASSY	1	1	
2	5VS-W0041-00	.CYLINDER KIT, MASTER	1	1	
3	5VS-25852-00	.CAP, RESERVOIR	1	1	
4	5VS-25855-00	.BUSH,DIAPHRAGM	1	1	
5	5VS-25854-00	.DIAPHRAGM, RESERVOIR	1	1	
6	5VS-2589H-00	.SCREW	2	2	
7	5VS-2589F-00	BOLT, LEVER	1	1	
8	95617-06100	NUT, U	1	1	
9	5VS-83922-00	LEVER 2	1	1	
10	5VS-26332-00	BOLT	2	2	
11	5VS-25867-00	BRACKET, MASTER CYLINDER	1	1	
12	4HM-83980-00	FRONT STOP SWITCH ASSY	1	1	
13	98502-04012	SCREW, PAN HEAD	1	1	
14	92902-04100	WASHER, SPRING	1	1	
15	92902-04600	WASHER, PLATE	1	1	
16	5VX-25872-00	HOSE, BRAKE 1	1	1	
17	90401-10159	BOLT, UNION	3	3	
18	90201-10118	WASHER, PLATE	6	6	
19	1UA-82591-00	BAND	1	1	
20	5SL-25876-00	HOLDER, BRAKE HOSE 2	1	1	
21	95807-06010	BOLT, FLANGE	1	1	
22	5VX-25875-00	HOLDER, BRAKE HOSE 1	1	1	
23	95027-06025	BOLT, FLANGE	1	1	
24	95027-06025	BOLT, FLANGE	1	1	

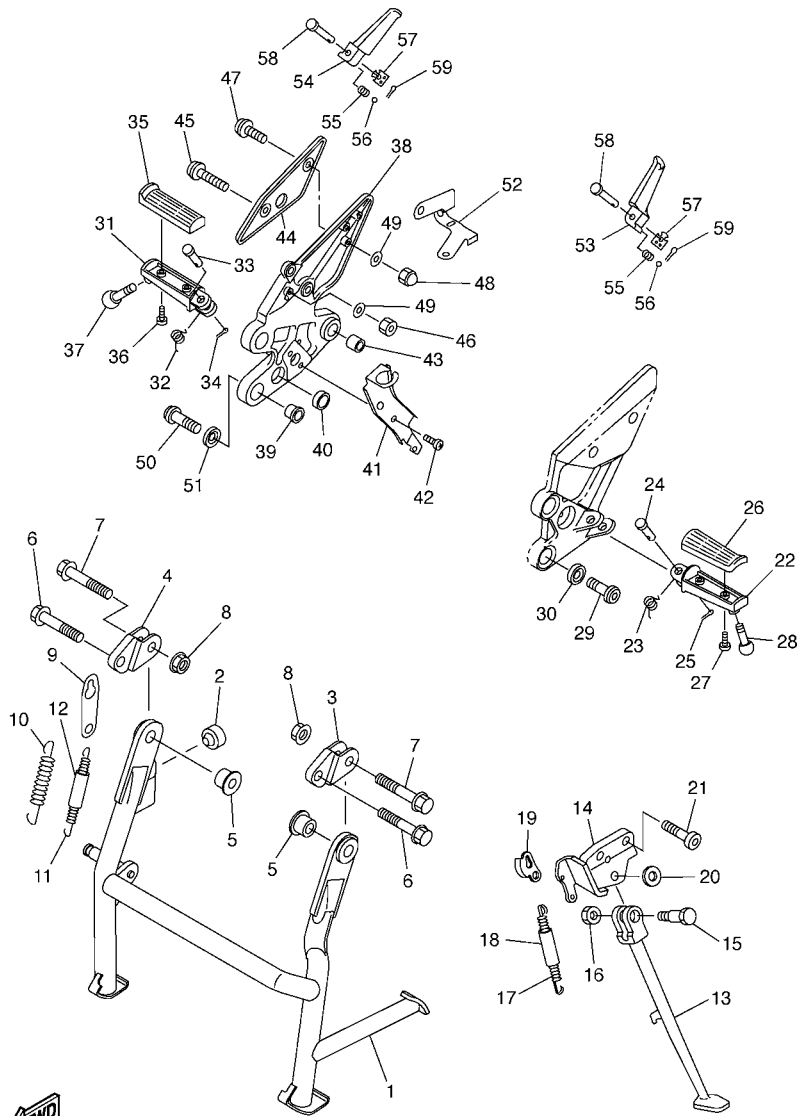
**FIG. 35 STAND & FOOTREST**



5VX6300-D350

REF. NO.	PART NO.	DESCRIPTION	5VX6	5VX7	REMARKS
1	5VX-27111-03	STAND, MAIN	1	1	
2	4GL-27114-00	STOPPER, MAIN STAND	1	1	
3	5VX-27151-02	BRACKET, MAIN STAND	1	1	
4	5VX-27152-02	BRACKET, MAIN STAND 2	1	1	
5	5VX-27113-00	COLLAR, MAIN STAND	2	2	
6	90105-10088	BOLT, FLANGE	2	2	
7	90105-10090	BOLT, FLANGE	2	2	
8	95707-10500	NUT, FLANGE	4	4	
9	5VX-27115-00	LINK, MAIN STAND	1	1	
10	90506-50001	SPRING, TENSION	1	1	
11	90506-26008	SPRING, TENSION	1	1	
12	90445-170K9	HOSE (L60)	1	1	
13	5VX-27311-01	STAND, SIDE	1	1	
14	5VX-27321-02	BRACKET, SIDE STAND	1	1	
15	90109-10011	BOLT	1	1	
16	90185-10037	NUT, SELF-LOCKING	1	1	
17	90506-23007	SPRING, TENSION	1	1	
18	5VX-27351-00	GUIDE, SIDE STAND	1	1	
19	5VX-27315-00	LINK, SIDE STAND	1	1	
20	90201-12021	WASHER, PLATE	1	1	
21	90110-10010	BOLT, HEXAGON SOCKET HEAD	2	2	
22	4BH-27451-01	FOOTREST	1	1	
23	90508-20572	SPRING, TORSION	1	1	
24	91701-08040	PIN, CLEVIS	1	1	
25	91401-25015	PIN, COTTER	1	1	
26	3YX-27413-00	COVER, FOOTREST	1	1	
27	90157-05079	SCREW, PAN HEAD	2	2	

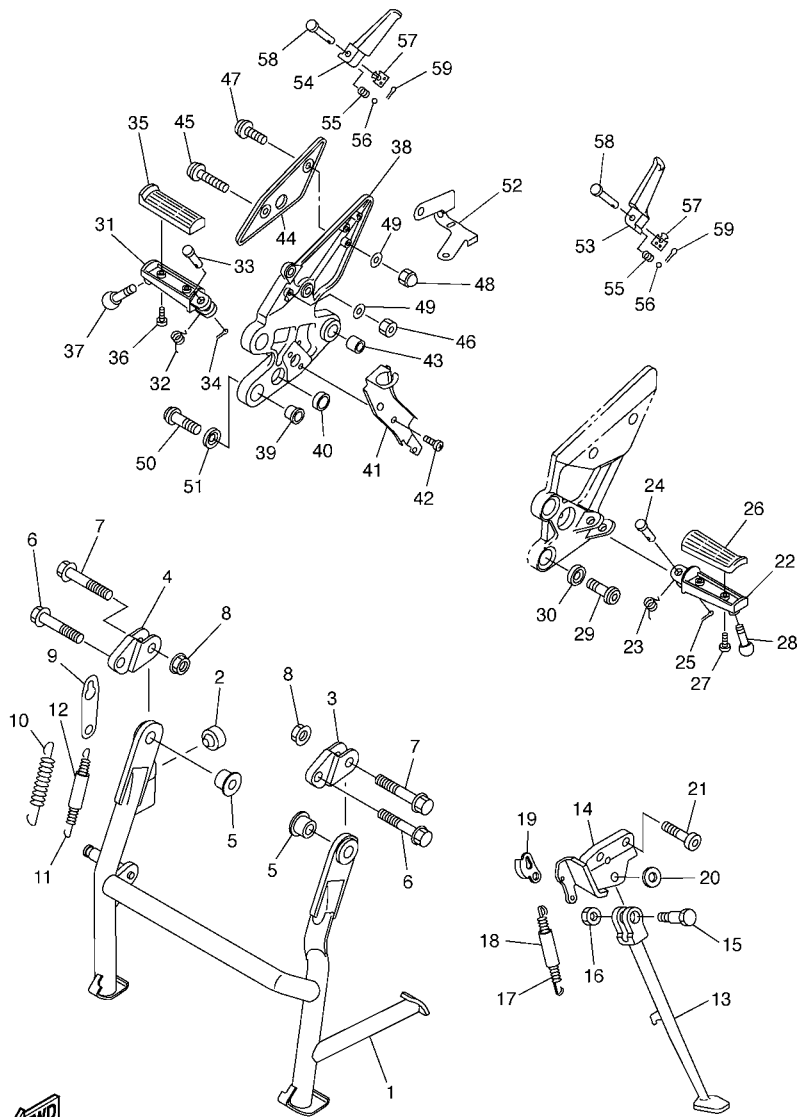
FIG. 35 STAND & FOOTREST



5VX6300-D350

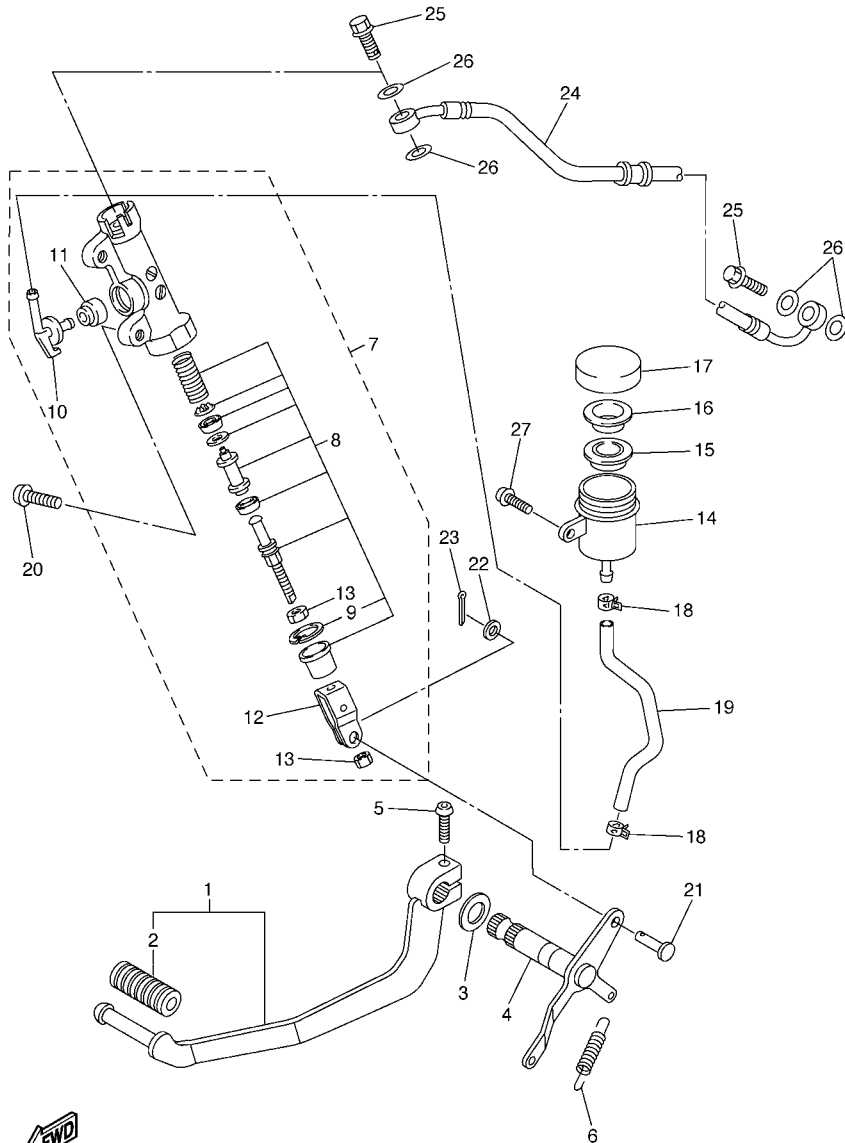
REF. NO.	PART NO.	DESCRIPTION	5VX6	5VX7	REMARKS
28	90109-083E2	BOLT	1	1	
29	90110-08220	BOLT, HEXAGON SOCKET HEAD	2	2	
30	90209-08295	WASHER	2	2	
31	4BH-27461-01	FOOTREST	1	1	
32	90508-20572	SPRING, TORSION	1	1	
33	91701-08040	PIN, CLEVIS	1	1	
34	91401-25015	PIN, COTTER	1	1	
35	3YX-27413-00	COVER, FOOTREST	1	1	
36	90157-05079	SCREW, PAN HEAD	2	2	
37	90109-083E2	BOLT	1	1	
38	5VX-27443-10	BRACKET 3	1	1	
39	5VX-27424-00	DAMPER, FOOTREST 2	2	2	
40	5VX-27114-00	STOPPER, MAIN STAND	1	1	
41	5VX-2144G-00	STAY, STOP SWITCH	1	1	
42	98507-06008	SCREW, PAN HEAD	2	2	
43	90383-14001	BUSH, FORMED	1	1	
44	5VX-27446-00	PLATE 2	1	1	
45	90111-05007	BOLT	1	1	
46	95607-05100	NUT, U	1	1	
47	90111-05003	BOLT	1	1	
48	90176-05001	NUT, CROWN	1	1	
49	92990-05200	WASHER, PLAIN	2	2	
50	90110-08220	BOLT, HEXAGON SOCKET HEAD	2	2	
51	90209-08295	WASHER	2	2	
52	5VX-2587A-00	HOLDER, BREAK HOSE	1	1	
53	3VR-27431-01	FOOTREST, REAR 1	1	1	
54	3VR-27441-01	FOOTREST, REAR 2	1	1	

FIG. 35 STAND & FOOTREST



5VX6300-D350

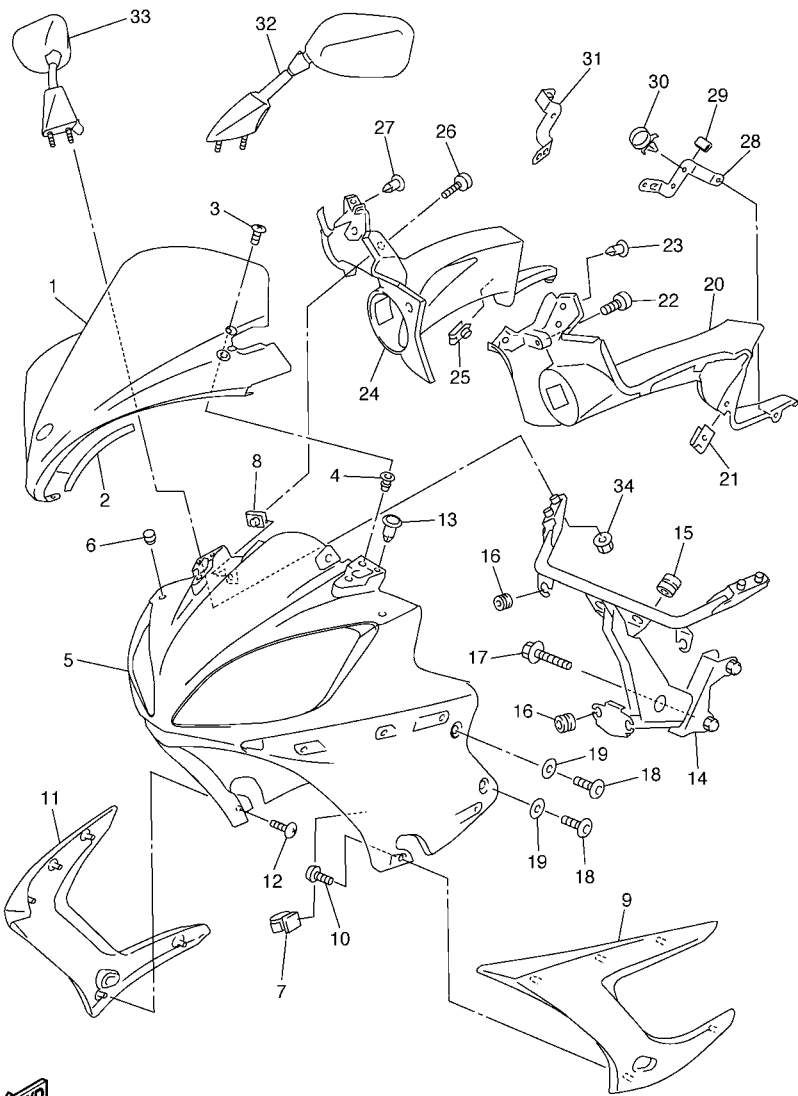
REF. NO.	PART NO.	DESCRIPTION	5VX6	5VX7	REMARKS
55	90501-12743	SPRING, COMPRESSION	2	2	
56	93501-04011	BALL	2	2	
57	5VX-27437-00	WASHER, SPECIAL	2	2	
58	90240-08063	PIN, CLEVIS	2	2	
59	91401-25015	PIN, COTTER	2	2	
-----					
-----					
-----					
-----					
-----					
-----					
-----					
-----					



5VX1351-C360

FIG. 36 REAR MASTER CYLINDER

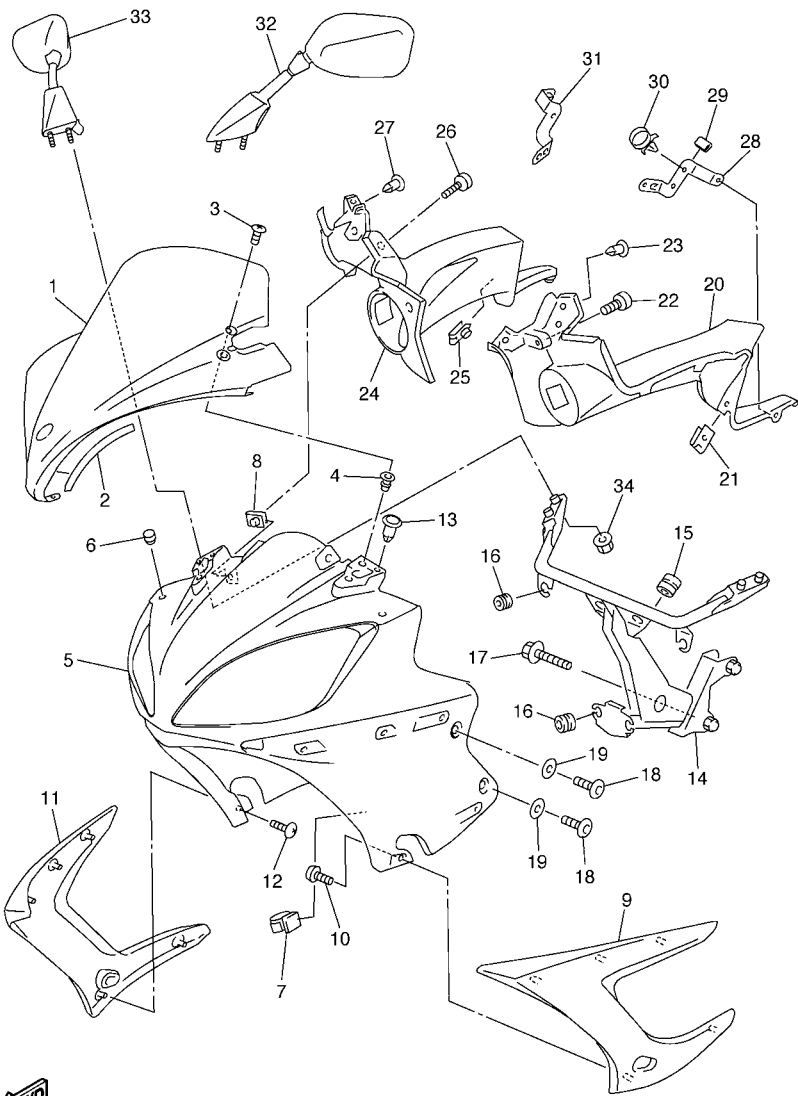
REF. NO.	PART NO.	DESCRIPTION	5VX6	5VX7	REMARKS
1	5VX-27200-00	PEDAL, BRAKE	1	1	
2	5EB-18113-00	.COVER, SHIFT PEDAL	1	1	
3	90201-14215	WASHER, PLATE	1	1	
4	5VX-27212-00	SHAFT, BRAKE PEDAL	1	1	
5	92014-06020	BOLT, BUTTON HEAD	1	1	
6	90506-20223	SPRING, TENSION	1	1	
7	5VX-2583V-00	RR. MASTER CYLINDER ASSY.	1	1	
8	5VX-W0042-50	.CYLINDER KIT, MASTER	1	1	
9	3LN-2585G-00	..CIRCLIP	1	1	
10	5VX-2582A-00	.JOINT	1	1	
11	4BP-2585F-00	.BUSH	1	1	
12	4BP-27222-01	.JOINT	1	1	
13	90170-08010	.NUT	2	2	
14	5SL-25894-00	TANK, RESERVOIR	1	1	
15	5SL-25854-00	DIAPHRAGM, RESERVOIR	1	1	
16	5SL-25855-00	BUSH,DIAPHRAGM	1	1	
17	5SL-25852-00	CAP, RESERVOIR	1	1	
18	90467-090A1	CLIP	2	2	
19	5VX-25895-00	HOSE, RESERVOIR	1	1	
20	92014-08020	BOLT, BUTTON HEAD	2	2	
21	90240-08124	PIN, CLEVIS	1	1	
22	90201-08083	WASHER, PLATE	1	1	
23	91401-20012	PIN, COTTER	1	1	
24	5VX-2581K-00	HOSE, BRAKE 5	1	1	
25	90401-10159	BOLT, UNION	2	2	
26	90201-10118	WASHER, PLATE	4	4	
27	90119-06044	BOLT, WITH WASHER	1	1	



5VX1351-C370

FIG. 37 COWLING 1

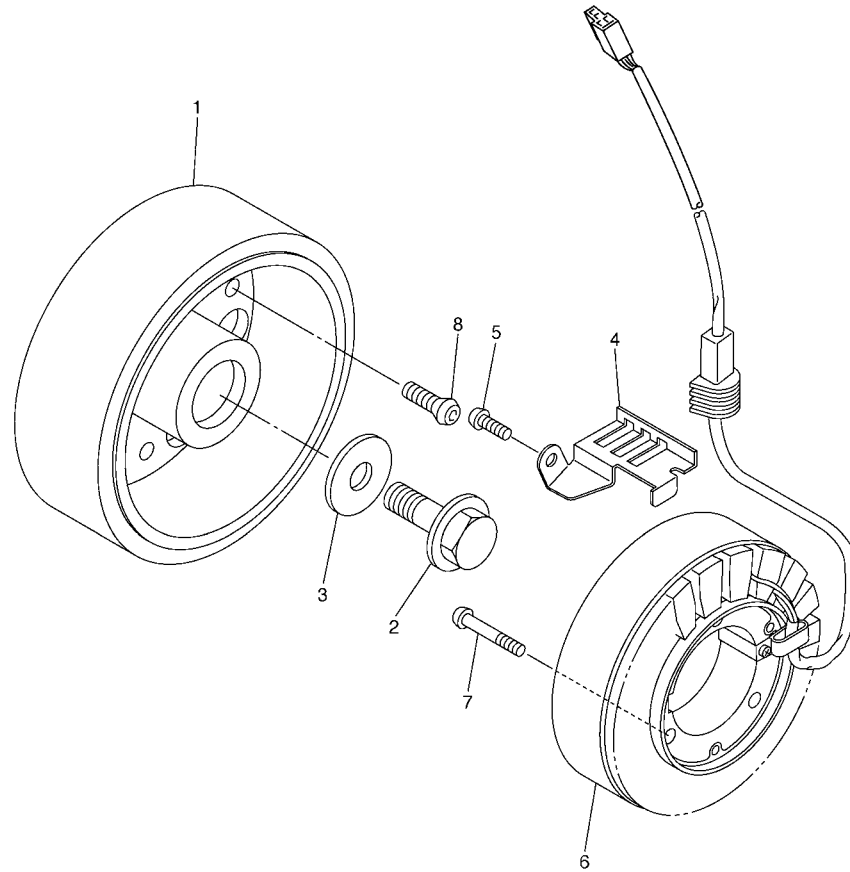
REF. NO.	PART NO.	DESCRIPTION	5VX6	5VX7	REMARKS
1	5VX-28381-00	WINDSHIELD	1		
	5VX-28381-30	WINDSHIELD		1	
2	5VX-28376-00	TRIM	2	2	
3	90150-05023	SCREW, ROUND HEAD	5	5	
4	90179-05523	NUT	5	5	
5	5VX-2835G-00	BODY, FRONT UPPER 1	1	1	UR FOR DPBML
	5VX-2835G-10	BODY, FRONT UPPER 1	1	1	UR FOR DNMB,BS4
6	1J7-21717-00	DAMPER	2	2	
7	90464-54086	CLAMP	2	2	
8	90183-05074	NUT, SPRING	2	2	
9	5VX-2830C-00-P1	VISOR, SIDE 1	1	1	UR DPBML
	5VX-2830C-00-P3	VISOR, SIDE 1	1	1	UR DNMB
	5VX-2830C-00-P4	VISOR, SIDE 1	1	1	UR BS4
10	97707-50016	SCREW, TAPPING	4	4	
11	5VX-2830D-00-P1	VISOR, SIDE 2	1	1	UR DPBML
	5VX-2830D-00-P3	VISOR, SIDE 2	1	1	UR DNMB
	5VX-2830D-00-P4	VISOR, SIDE 2	1	1	UR BS4
12	97707-50016	SCREW, TAPPING	5	5	
13	90269-05049	RIVET	2	2	
14	5VX-28356-00	STAY 1	1	1	
15	90480-14585	GROMMET	2	2	
16	90480-14229	GROMMET	4	4	
17	90119-08081	BOLT, WITH WASHER	2	2	
18	90110-06200	BOLT, HEXAGON SOCKET HEAD	4	4	
19	90202-06170	WASHER, PLATE	4	4	
20	5VX-2836K-00	PANEL, INNER 1	1	1	UR FOR DPBML
	5VX-2836K-10	PANEL, INNER 1	1	1	UR FOR DNMB,BS4



5VX1351-C370

FIG. 37 COWLING 1

REF. NO.	PART NO.	DESCRIPTION	5VX6	5VX7	REMARKS
21	90183-06053	NUT, SPRING	1	1	
22	90110-05201	BOLT, HEXAGON SOCKET HEAD	1	1	
23	90269-05049	RIVET	1	1	
24	5VX-2836L-00	PANEL, INNER 2	1	1	UR FOR DPBML
	5VX-2836L-10	PANEL, INNER 2	1	1	UR FOR DNMB,BS4
25	90183-06053	NUT, SPRING	1	1	
26	90110-05201	BOLT, HEXAGON SOCKET HEAD	1	1	
27	90269-05049	RIVET	1	1	
28	5VX-2836A-01	BRACKET 1	1	1	
29	1FK-2171M-00	MOLE, SIDE COVER 2	1	1	
30	90464-16006	CLAMP	1	1	
31	5VX-2836E-01	BRACKET 2	1	1	
32	5VX-26280-00	REAR VIEW MIRROR ASSY (LEFT)	1	1	
33	5VX-26290-00	REAR VIEW MIRROR ASSY (RIGHT)	1	1	
34	95707-06500	NUT, FLANGE	4	4	



**FIG. 38 GENERATOR**

REF. NO.	PART NO.	DESCRIPTION	5VX6	5VX7	REMARKS
1	5VX-81450-00	ROTOR ASSY	1	1	
2	90105-126A8	BOLT, FLANGE	1	1	
3	90201-12008	WASHER, PLATE	1	1	
4	5VX-15484-00	CLAMP 2	1	1	
5	90149-06250	SCREW	1	1	
6	5VX-81410-00	STATOR ASSY	1	1	
7	90149-06019	SCREW	3	3	
8	90149-08003	SCREW	3	3	



5VX1351-C380



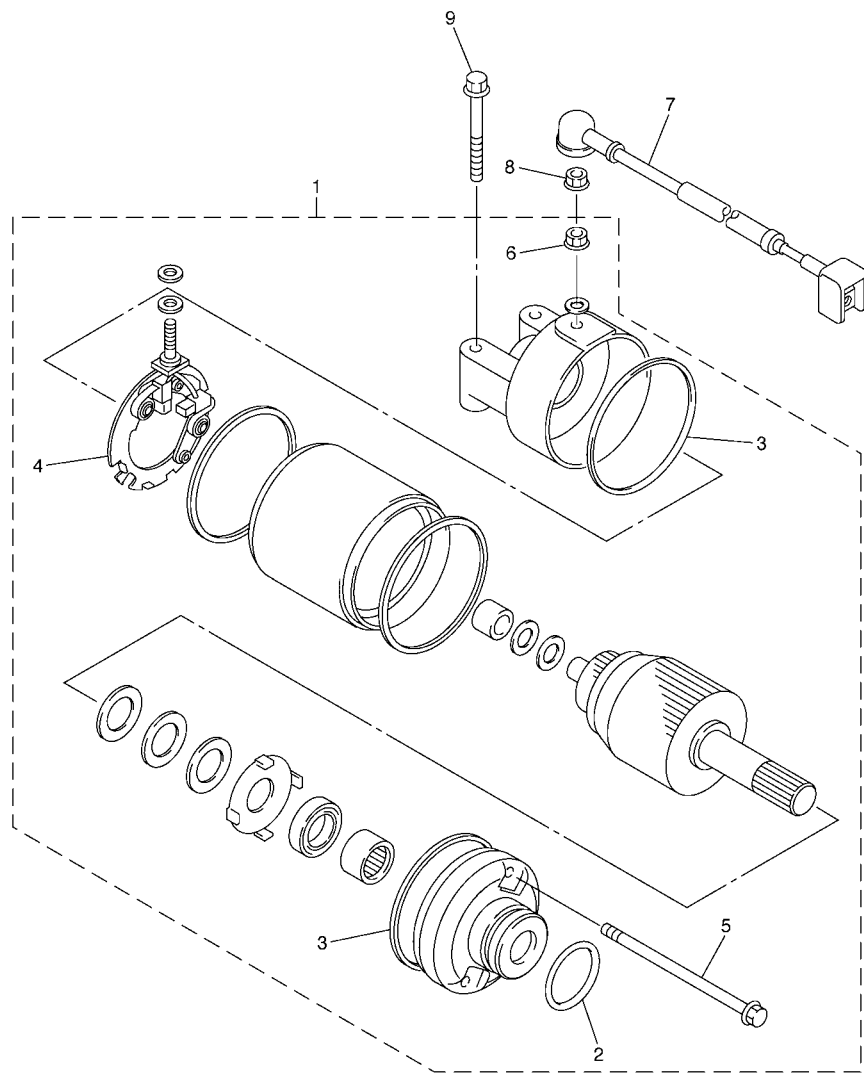
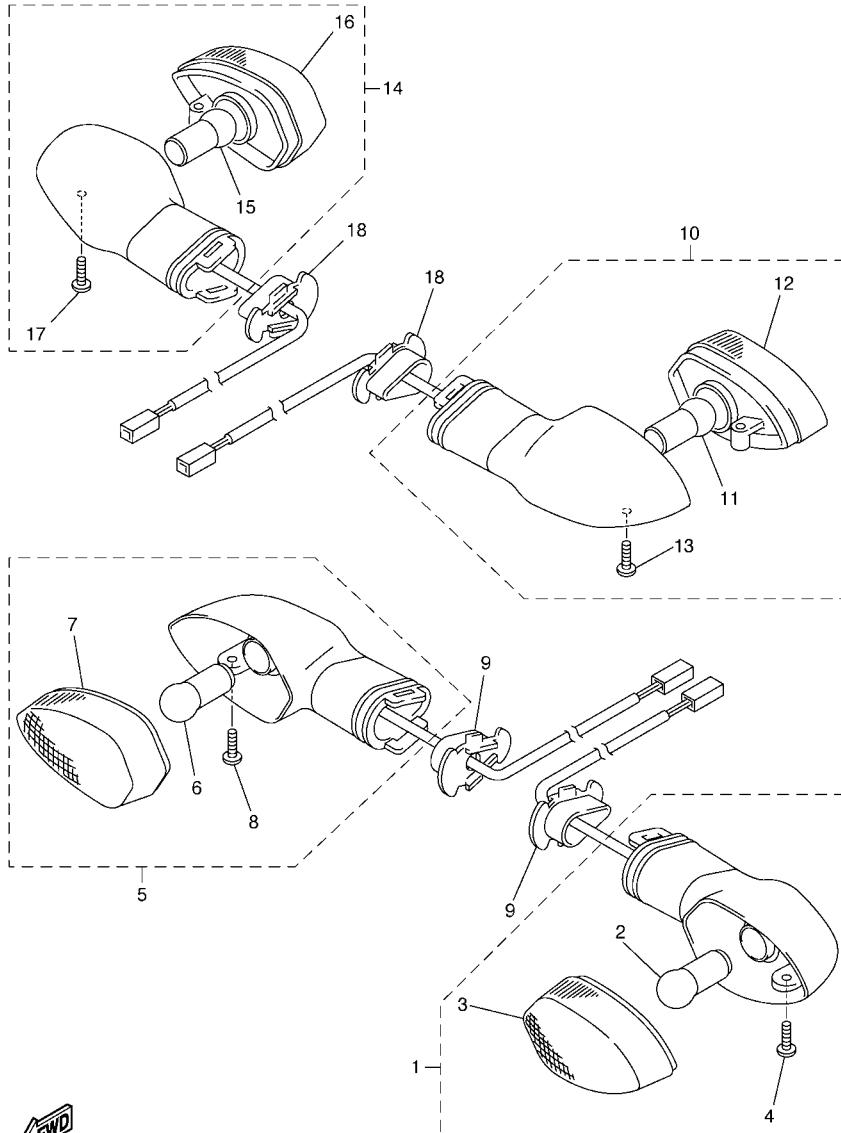


FIG. 39 STARTING MOTOR

REF. NO.	PART NO.	DESCRIPTION	5VX6	5VX7				REMARKS
1	5EB-81890-00	MOTOR ASSY	1	1				
2	1FK-81847-00	.O-RING	1	1				
3	4WP-81844-00	.GASKET	2	2				
4	4WP-81801-00	.BRUSH SET	1	1				
5	4WP-81826-00	.BOLT	2	2				
6	4XV-8182A-00	.NUT	1	1				
7	5VX-81815-00	CORD, STARTER MOTOR	1	1				
8	4XV-8182A-00	NUT	1	1				
9	95027-06040	BOLT, FLANGE	2	2				



5VX1351-C390

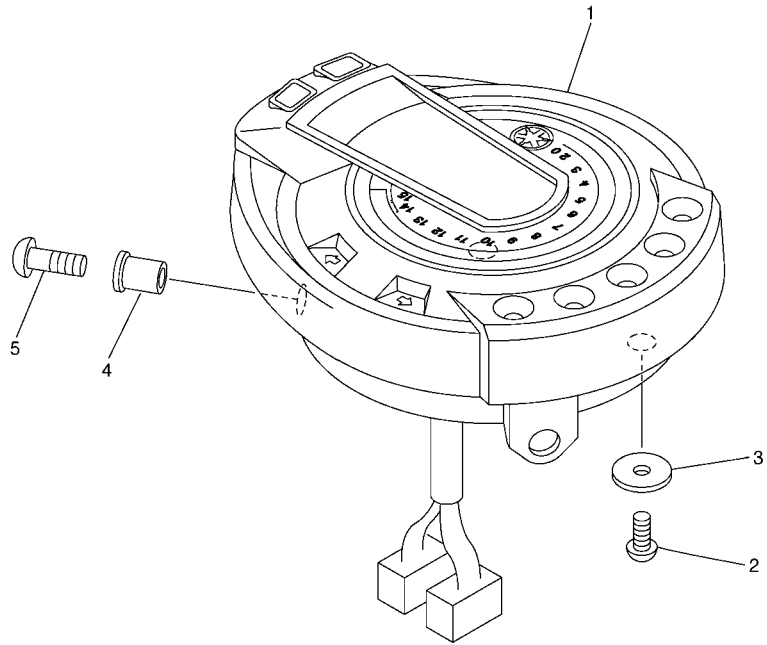


5PW1300-2410

FIG. 40 FLASHER LIGHT

REF. NO.	PART NO.	DESCRIPTION	5VX6	5VX7	REMARKS
1	5PW-83310-01	FRONT FLASHER LIGHT ASSY 1	1	1	
2	1KH-83311-00	.BULB (12V-10W)	1	1	
3	5PW-8333A-00	.LENS COMP	1	1	
4	97706-04012	.SCREW, TAPPING	1	1	
5	5PW-83320-01	FRONT FLASHER LIGHT ASSY 2	1	1	
6	1KH-83311-00	.BULB (12V-10W)	1	1	
7	5PW-8334A-00	.LENS COMP	1	1	
8	97706-04012	.SCREW, TAPPING	1	1	
9	5PW-83318-00	STAY, FLASHER 1	2	2	
10	5VX-83330-00	REAR FLASHER LIGHT ASSY 1	1	1	
11	1KH-83311-00	.BULB (12V-10W)	1	1	
12	5PW-8334A-00	.LENS COMP	1	1	
13	97706-04012	.SCREW, TAPPING	1	1	
14	5VX-83340-00	REAR FLASHER LIGHT ASSY 2	1	1	
15	1KH-83311-00	.BULB (12V-10W)	1	1	
16	5PW-8333A-00	.LENS COMP	1	1	
17	97706-04012	.SCREW, TAPPING	1	1	
18	5PW-83318-00	STAY, FLASHER 1	2	2	

FIG. 41 METER

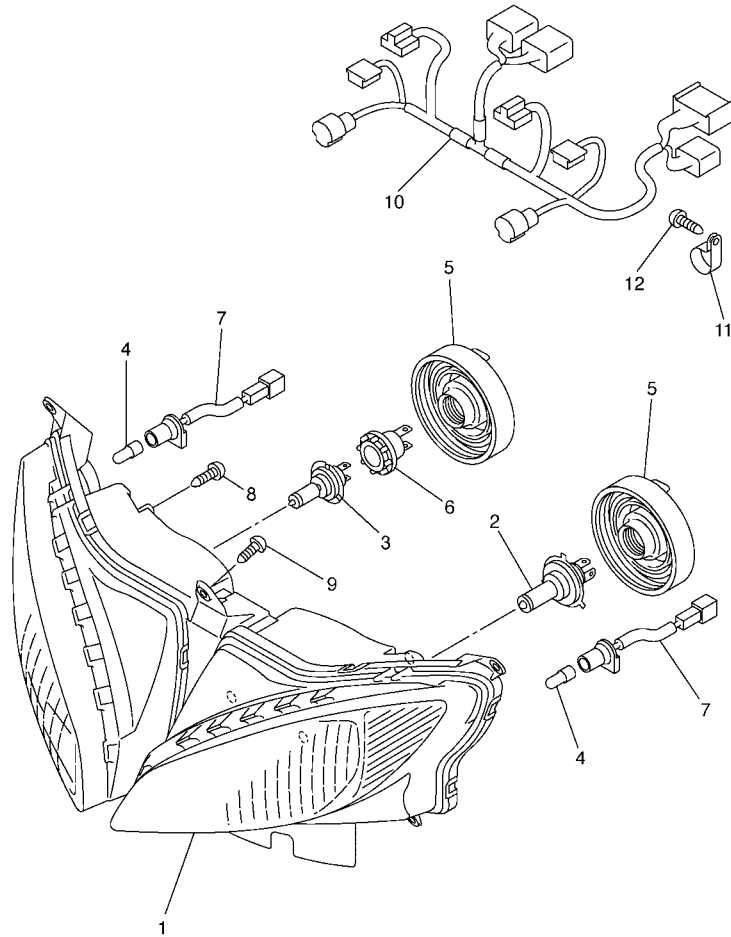


REF. NO.	PART NO.	DESCRIPTION	5VX6	5VX7				REMARKS
1	5VX-83500-00	SPEEDOMETER ASSY (KM/H)	1	1				
	5VX-83500-10	SPEEDOMETER ASSY (MPH)	1					FOR GBR
2	97707-50016	SCREW, TAPPING	2	2				
3	90201-06380	WASHER, PLATE	2	2				
4	90179-05523	NUT	2	2				
5	90154-05042	SCREW, BINDING	2	2				



5VX1351-C410

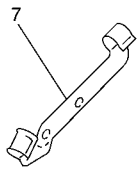
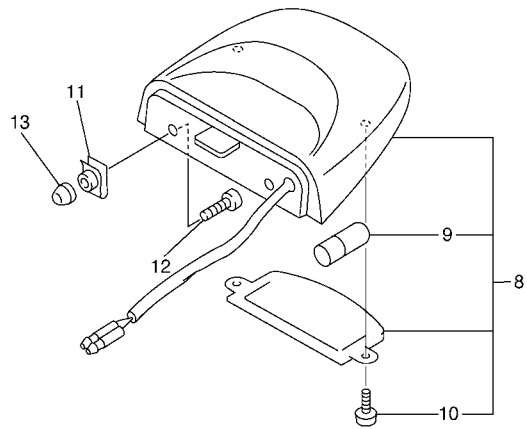
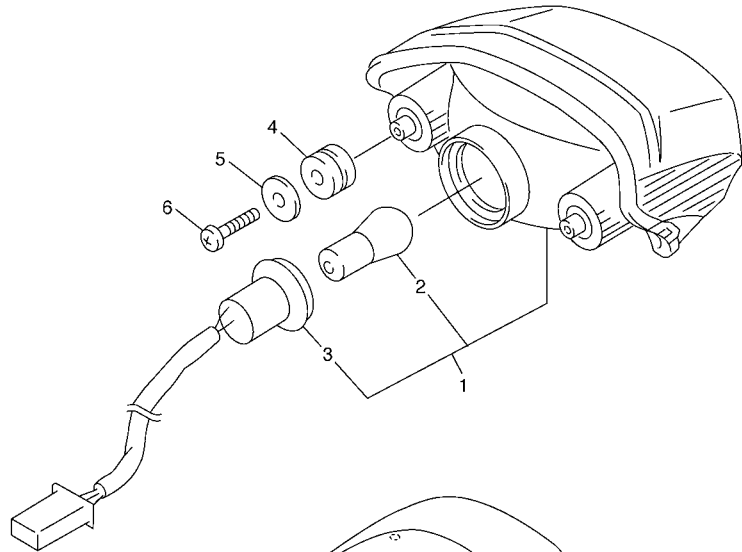
**FIG. 42 HEADLIGHT**



REF. NO.	PART NO.	DESCRIPTION	5VX6	5VX7	REMARKS
1	5VX-84310-00	HEADLIGHT UNIT ASSY	1		
	5VX-84310-10	HEADLIGHT UNIT ASSY	1	1	FOR GBR,IRL,ZAF
2	8G9-84314-00	BULB (12V-60/55W)	1	1	(H4)HALOGEN
3	4SV-84314-00	BULB (12V-55W)	1	1	(H7)HALOGEN
4	4SV-84347-00	BULB (12V-5W)	2	2	
5	5LV-84397-00	COVER, SOCKET	2	2	
6	4SV-84350-00	SOCKET CORD ASSY 2	1	1	
7	5VX-84312-00	HOLDER, SOCKET	2	2	
8	90164-05014	SCREW, TAPPING	4	4	
9	97707-50016	SCREW, TAPPING	5	5	
10	5VX-84359-00	CORD, HEADLIGHT	1		
	5VX-84359-10	CORD, HEADLIGHT	1	1	FOR GBR,IRL,ZAF
11	90464-18029	CLAMP	1	1	
12	97707-50016	SCREW, TAPPING	1	1	



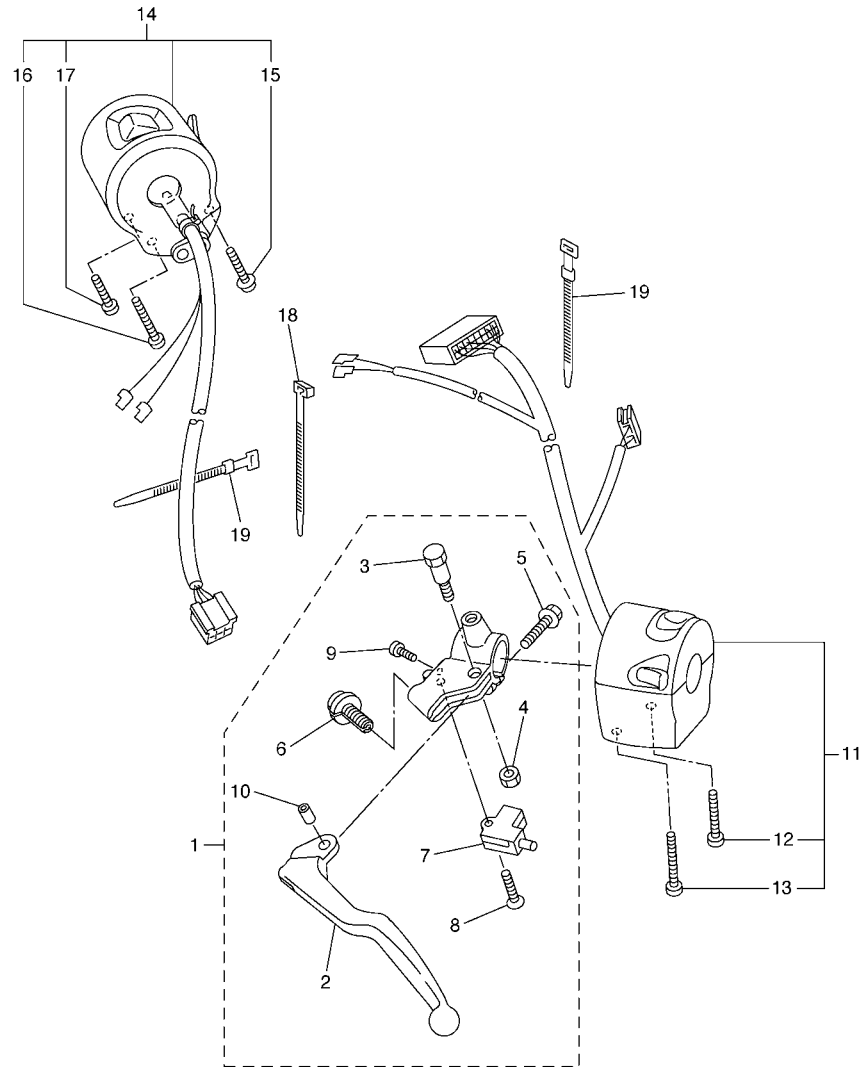
5VX1351-C420



5VX1351-C430

FIG. 43 TAILLIGHT

REF. NO.	PART NO.	DESCRIPTION	5VX6	5VX7				REMARKS
1	5VX-84710-00	TAILLIGHT UNIT ASSY	1	1				
2	137-84714-60	.BULB (12V-21/5W)	1	1				
3	5VX-84735-00	.CORD ASSY	1	1				
4	90480-18276	GROMMET	2	2				
5	90201-06071	WASHER, PLATE	2	2				
6	97707-60016	SCREW, TAPPING	2	2				
7	5VX-21637-00	CLAMP, WIRE	1	1				
8	5VX-84745-00	LICENCE LIGHT UNIT ASSY	1	1				
9	4HC-84744-00	.BULB (12V-5W)	1	1				
10	97706-04012	.SCREW, TAPPING	2	2				
11	90183-05061	NUT, SPRING	2	2				
12	98907-05014	SCREW, BIND	2	2				
13	5VX-13569-01	PLUG, BLIND	2	2				

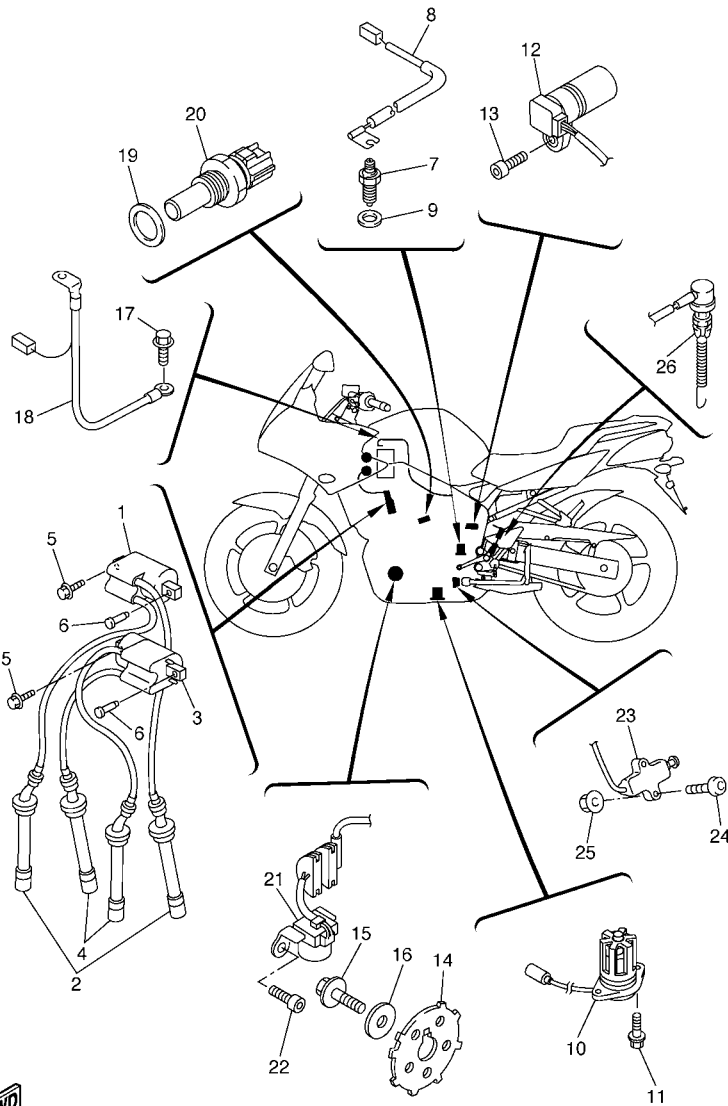


**FIG. 44 HANDLE SWITCH & LEVER**

REF. NO.	PART NO.	DESCRIPTION	5VX6	5VX7			REMARKS
1	5VX-82910-00	LEVER HOLDER ASSY (LEFT)	1	1			
2	5EB-83912-02	.LEVER 1	1	1			
3	4XV-83945-00	.BOLT, LEVER	1	1			
4	95607-06100	.NUT, U	1	1			
5	95027-06020	.BOLT, FLANGE	1	1			
6	5LV-83951-00	.BOLT, CABLE ADJUSTING	1	1			
7	3YX-82917-01	.SWITCH	1	1			
8	98704-03020	.SCREW, FLAT HEAD	1	1			
9	98507-04010	.SCREW, PAN HEAD	1	1			
10	5JJ-83913-00	.COLLAR, LEVER 1	1	1			
11	5VX-83969-00	SWITCH, HANDLE 5	1	1			
12	98507-05030	.SCREW, PAN HEAD	1	1			
13	98507-05045	.SCREW, PAN HEAD	1	1			
14	5VX-83975-00	SWITCH, HANDLE 2	1	1			
15	97607-05255	.SCREW, WITH WASHER	1	1			
16	98507-05045	.SCREW, PAN HEAD	1	1			
17	98507-05020	.SCREW, PAN HEAD	1	1			
18	1UA-82591-00	BAND	2	2			
19	437-83936-01	BAND, SWITCH CORD	2	2			



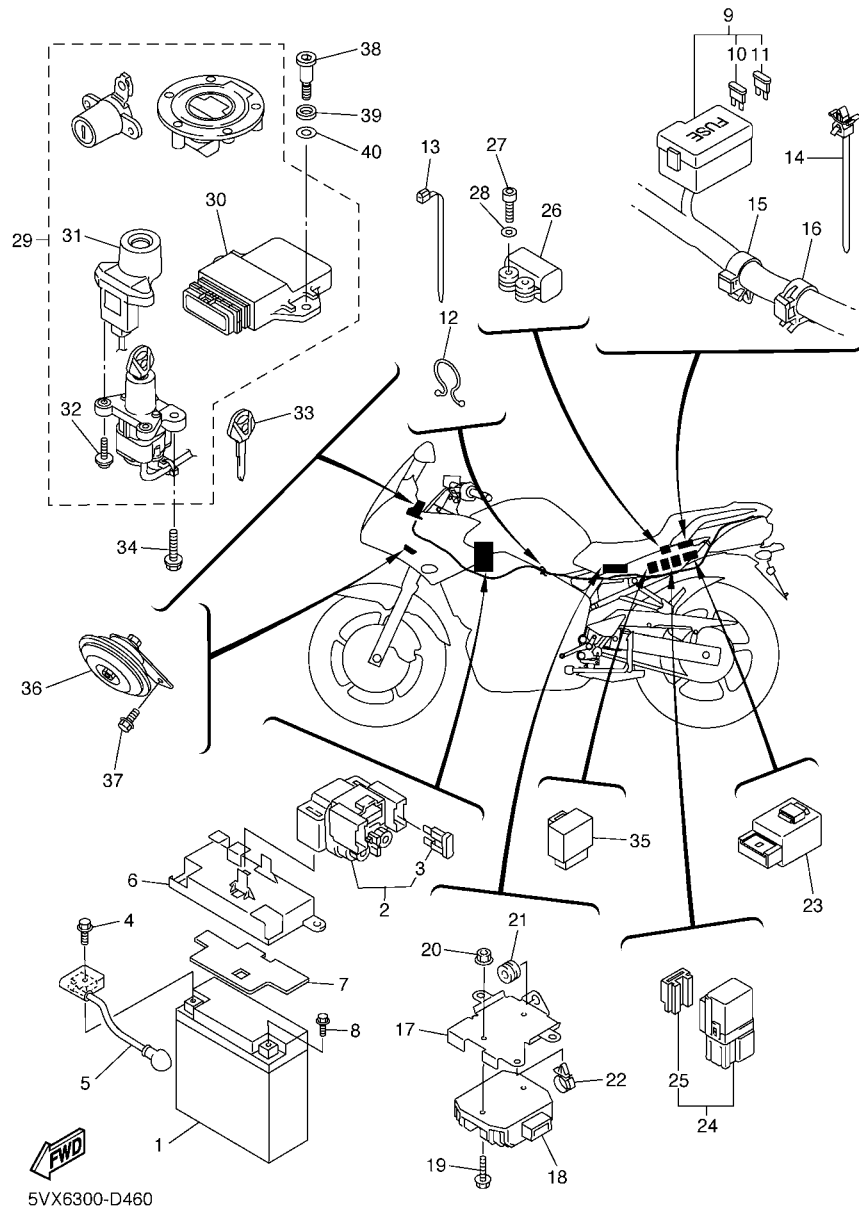
5VX1351-C440



5VX1351-C450

FIG. 45 ELECTRICAL 1

REF. NO.	PART NO.	DESCRIPTION	5VX6	5VX7				REMARKS
1	5VX-82310-00	IGNITION COIL ASSY	1	1				
2	5VX-82370-00	PLUG CAP ASSY	2	2				
3	5VX-82320-00	IGNITION COIL ASSY	1	1				
4	5VX-82370-00	PLUG CAP ASSY	2	2				
5	90105-06557	BOLT, FLANGE	2	2				
6	90269-06010	RIVET	2	2				
7	3GB-82540-01	NEUTRAL SWITCH ASSY	1	1				
8	5VX-82541-00	WIRE, LEAD	1	1				
9	90430-10148	GASKET	1	1				
10	5VX-85720-01	OIL LEVEL GAUGE ASSY	1	1				
11	95027-06016	BOLT, FLANGE	2	2				
12	5EB-83755-01	SENSOR, SPEED	1	1				
13	91317-06016	BOLT	1	1				
14	5VX-81673-00	ROTOR	1	1				
15	90105-08386	BOLT, FLANGE	1	1				
16	90201-08753	WASHER, PLATE	1	1				
17	91380-06012	BOLT	1	1				
18	5VX-82116-00	WIRE, MINUS LEAD	1	1				
19	90201-12790	WASHER, PLATE	1	1				
20	8CC-85790-01	THERMOSENSOR ASSY	1	1				
21	5VX-81670-00	PICK-UP ASSY	1	1				
22	91317-06016	BOLT	2	2				
23	5VS-82566-60	SWITCH, SIDE STAND	1	1				
24	92017-05025	BOLT, BUTTON HEAD	2	2				
25	95607-05200	NUT, U FLANGE	2	2				
26	5VX-82530-00	STOP SWITCH ASSY	1	1				



5VX6300-D460

FIG. 46 ELECTRICAL 2

REF. NO.	PART NO.	DESCRIPTION	5VX6	5VX7	REMARKS
1	4TX-82100-02	BATTERY ASSY (GS GT12B-4)	1	1	
2	4BH-81940-01	STARTER RELAY ASSY	1	1	
3	1AE-82151-00	.FUSE (30A-BL)	2	2	
4	95027-06008	BOLT, FLANGE	1	1	
5	5VX-82115-00	WIRE, PLUS LEAD	1	1	
6	5VX-2124E-00	COVER, BATTERY	1	1	
7	5VX-82123-00	SEAT, BATTERY	1	1	
8	95027-06008	BOLT, FLANGE	1	1	
9	5VX-82590-00	WIRE HARNESS ASSY	1	1	
10	5JJ-82151-30	.FUSE (10A-BL)	6	6	
11	5JJ-82151-20	.FUSE (20A-BL)	3	3	
12	90464-14058	CLAMP	1	1	
13	90464-13077	CLAMP	1	1	
14	90464-12089	CLAMP	1	1	
15	90464-16006	CLAMP	2	2	
16	90464-15192	CLAMP	2	2	
17	5VX-2128A-00	BRACKET, REGULATOR	1	1	
18	5VX-81960-00	RECTIFIER & REGULATOR ASSY	1	1	
19	95807-06020	BOLT, FLANGE	2	2	
20	95707-06500	NUT, FLANGE	2	2	
21	90480-11005	GROMMET	1	1	
22	90464-13249	CLAMP	1	1	
23	5VK-81950-30	RELAY ASSY	1	1	
24	5EA-81950-20	RELAY ASSY	2	2	
25	5EA-81952-00	.HOLDER, RELAY	1	1	
26	5PS-82576-01	EMERGENCY STOP SWITCH ASSY	1	1	
27	91317-04025	BOLT	2	2	



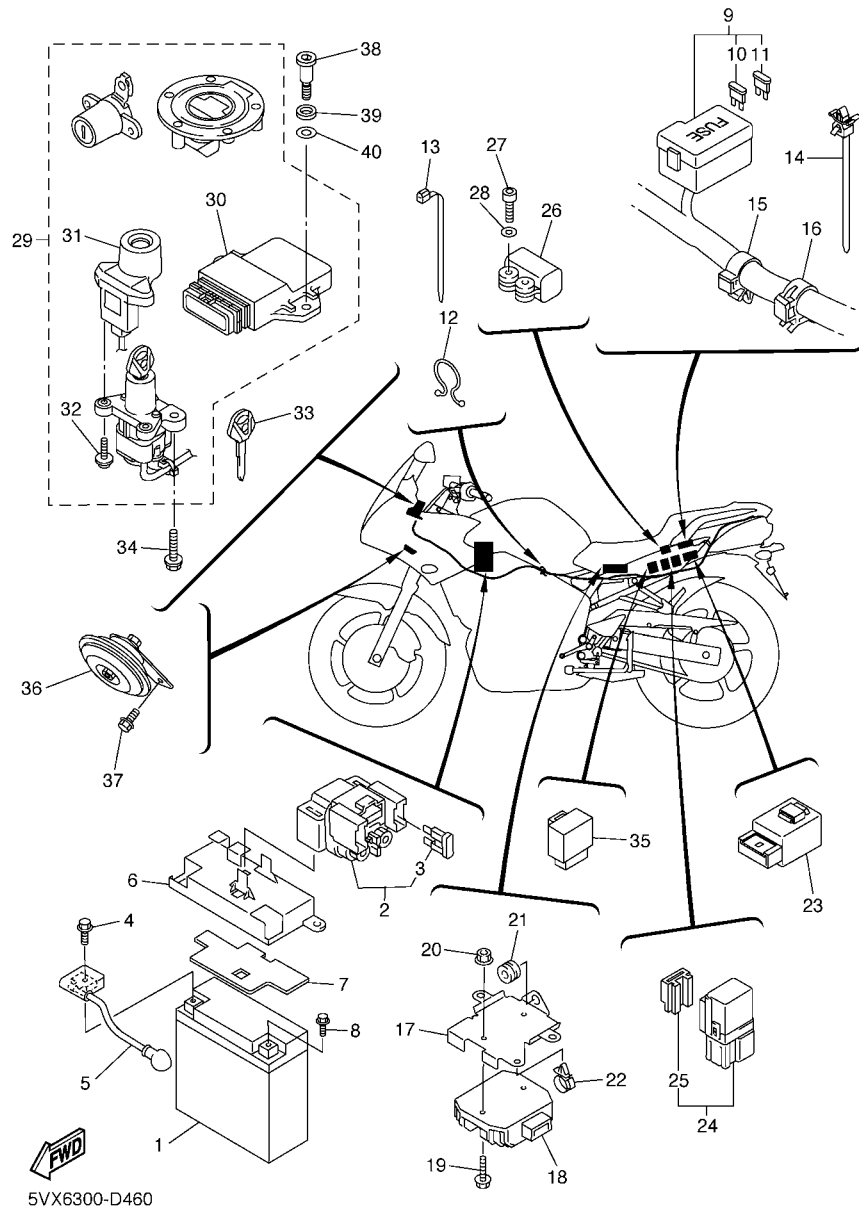


FIG. 46 ELECTRICAL 2

REF. NO.	PART NO.	DESCRIPTION	5VX6	5VX7	REMARKS
28	90201-047A2	WASHER, PLATE	2	2	
29	5VX-W8250-01	MAIN SW. IMMOBILIZER KIT	1	1	
30	5VX-8591A-00	.ENGINE CONTROL UNIT ASSY	1	1	
31	5VX-8255P-00	.IMMOBILIZER. UNIT COMP.	1	1	
32	5SL-82113-00	.SCREW	2	2	
33	5SL-82511-08	BLANK KEY	1	1	AP
34	90109-080G5	BOLT	2	2	
35	3XV-83350-21	FLASHER RELAY ASSY	1	1	
36	5VX-83371-01	HORN	1	1	
37	95807-06010	BOLT, FLANGE	1	1	
38	90109-06055	BOLT	2	2	
39	5VX-21778-00	DAMPER, LOCATING 1	2	2	
40	90202-08205	WASHER, PLATE	2	2	







NUMERICAL INDEX

PART NO.	GRID NO.	PART NO.	GRID NO.	PART NO.	GRID NO.	PART NO.	GRID NO.	PART NO.	GRID NO.	PART NO.	GRID NO.
91314-10050	D - 2	93210-14003	B - 10	95027-06016	F - 9	97607-05255	F - 8				
91317-04025	F - 10	93210-14579	C - 4	95027-06020	F - 8	97706-04012	F - 4				
91317-05010	D - 14	93210-15566	B - 11	95027-06025	E - 9		F - 7				
91317-06016	F - 9	93210-16325	C - 4	95027-06040	F - 3	97707-40012	D - 5				
91317-06020	B - 2	93210-27194	C - 6	95027-08012	B - 2	97707-50012	D - 4				
	B - 12	93210-32172	C - 6	95304-06700	C - 14	97707-50016	E - 14				
91317-06025	B - 11	93210-33133	B - 7	95307-08600	E - 6		F - 5				
91317-08030	C - 2	93210-34504	D - 12	95607-04100	D - 5		F - 6				
	D - 11	93210-47675	B - 7	95607-05100	C - 15	97707-50025	B - 12				
91317-10025	D - 13	93306-00106	B - 7		D - 5	97707-60016	F - 7				
91380-06012	F - 9	93306-00304	C - 9		E - 11	98502-04012	E - 9				
91401-20012	E - 13	93306-00420	E - 3	95607-05200	F - 9	98507-04010	F - 8				
91401-25015	E - 10	93306-20464	C - 11	95607-06100	F - 8	98507-05010	B - 13				
91701-08040	E - 10	93306-20531	E - 5	95607-10100	D - 10	98507-05016	B - 13				
91808-17032	B - 10	93306-30525	C - 11	95607-10200	D - 2	98507-05020	F - 8				
92014-06020	E - 13	93306-30546	C - 11		D - 10	98507-05030	F - 8				
92014-08014	C - 6	93310-340N8	C - 9	95617-06100	E - 9	98507-05045	F - 8				
92014-08020	E - 13	93315-31502	C - 9	95617-08625	B - 2	98507-06008	E - 11				
92017-05025	F - 9	93315-31758	D - 10	95707-05500	D - 5	98507-06012	B - 13				
92017-06012	D - 5	93315-42523	D - 9	95707-06500	E - 2		C - 6				
92017-06014	D - 7	93317-11020	C - 9		E - 15	98704-03020	F - 8				
92017-06016	D - 6	93317-11287	C - 15		F - 10	98907-05008	D - 14				
92017-06020	D - 3	93317-43580	E - 5	95707-10500	E - 10	98907-05012	D - 4				
92017-08045	C - 3	93399-99931	D - 11	95807-06010	E - 9	98907-05014	F - 7				
92902-04100	E - 9	93399-99932	D - 13		F - 11	98907-06012	D - 5				
92902-04600	E - 9	93420-61M07	E - 5	95807-06012	D - 11	98907-06020	C - 2				
92907-05100	B - 13	93440-10153	B - 2	95807-06016	D - 7	99001-07600	C - 9				
92907-05600	B - 8	93440-25186	C - 11	95807-06020	F - 10	99009-10400	C - 9				
	B - 13	93440-28062	C - 11	95807-06025	D - 2	99009-12400	B - 7				
92907-06100	B - 8	93450-17129	B - 3	95814-08045	C - 2	99009-17400	C - 14				
92907-06600	B - 8	93501-04011	E - 12	95817-06045	C - 4	99530-08012	B - 11				
	D - 9	93607-44190	B - 6	95817-06055	C - 4		C - 6				
	D - 11	93608-17263	C - 6	95817-06065	C - 4	99530-10014	C - 4				
92907-08200	E - 6	93900-00030	E - 3	95817-06100	C - 4	99530-10114	B - 2				
92907-08600	C - 9		E - 5	95817-08014	C - 2						
92990-05200	C - 15	94112-17066	E - 3	95817-08035	C - 2						
	E - 11	94112-17067	E - 3	95817-08065	C - 4						
93101-12004	C - 15	94118-17041	E - 5	95824-06012	B - 9						
93101-12173	B - 7	94118-17053	E - 5	95824-06020	C - 14						
93102-15212	C - 9	94580-25080	B - 10	95824-06030	B - 8						
93102-35423	C - 12	94582-11118	E - 5	95827-06010	D - 7						
93106-28043	E - 3	94591-49120	B - 6	95827-06090	D - 14						
93106-40013	E - 5	94701-00403	B - 2	95827-08012	D - 5						
93109-17071	D - 10	95024-06020	B - 7	95827-08025	D - 4						
93210-04092	C - 4	95024-06025	D - 4	97007-05012	B - 8						
93210-06667	B - 10	95024-10020	B - 9	97007-06025	D - 9						
93210-09165	B - 10	95027-06008	F - 10	97017-06016	D - 11						
	C - 5	95027-06012	D - 3	97307-06012	B - 8						