


YAMAHA

PARTS CATALOGUE

FZR1000A (3LK4)
FZR1000AC (3LK5)

103LK-110E1



FOREWORD

This Parts Catalogue is related to the parts in use for the Yamaha FZR1000A/FZR1000AC (3LK4 / 3LK5).

When you are ordering replacement parts for the FZR1000A/FZR1000AC (3LK4 / 3LK5), refer to this Parts Catalogue and quote both part numbers and part names correctly.

1. Modifications or additions which have been made after issue of the Parts Catalogue will be announced in the Yamaha Parts News.

It is advisable that according to the Yamaha Parts News you make necessary corrections to the Parts Catalogue on hand to keep it up-to-date.

2. Abbreviations

The following abbreviations are used in this Parts Catalogue.

- U.R. Use size (thickness) and/or number as required.
- U.N. Use as many as you need.
- A.P. Alternate Parts
- L.M. Local Made
- F# Frame No. (Applicable machine No.)

3. The parts marked with (*) in the parts number column of this Catalogue are not supplied with by Yamaha, those have to be found locally.

4. Parts, which are to be supplied in the form of assemblies, are listed with an indentation of one letter's space, and a dot (.) is put against the name of each part.

EXAMPLE CARBURETOR ASS'Y
 .JET, pilot
 .NOZZLE, main

5. Indication of No. of constituent parts for assembly

The numeral appearing to the right of each constituent part under the description indicates the quantity of such parts for each individual assembly unit.

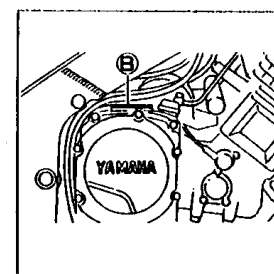
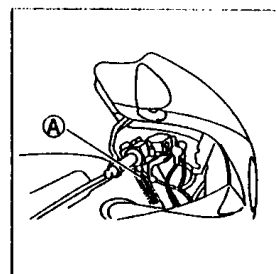
EXAMPLE

Part No.	Description	Q'ty	Remarks
2F5-83310-60	FRONT FLASHER LIGHT ASS'Y	2	
115-83311-60	.BULB (6V-18W)	1	
1M1-83309-60	.REFLECTOR	1	

6. Initial Serial No. and Color Code

3LK4	(A) Frame Serial No.	3LK-006101 and following
	(B) Engine Serial No.	3LK-006101 and following

3LK5	(A) Frame Serial No.	3LK-010101 and following
	(B) Engine Serial No.	3LK-010101 and following



Color Code	Color Name	Abbreviate
156	BLACK METALLIC 2	BM2

7. Applicable colors of graphics are represented in the "Remarks" column by the letter(s) appropriately picked out of the full word(s) showing such colors.

EXAMPLE

Part No.	Description	Q'ty	Remarks
2N4-24110-00-X5	FUEL TANK COMP.	1	MAXIM RED
3J1-24240-10	.GRAPHIC, fuel tank set	1	for MXR

CONTENTS

ENGINE

FIG. 1	CYLINDER HEAD	1
FIG. 2	CYLINDER	2
FIG. 3	CRANKSHAFT · PISTON	3
FIG. 4	VALVE	4
FIG. 5	CAMSHAFT · CHAIN	6
FIG. 6	WATER PUMP	7
FIG. 7	RADIATOR · HOSE	8
FIG. 8	OIL PUMP	10
FIG. 9	OIL CLEANER	12
FIG. 10	INTAKE	14
FIG. 11	CARBURETOR	16
FIG. 12	EXHAUST	19
FIG. 13	CRANKCASE	20
FIG. 14	CRANKCASE COVER 1	22
FIG. 15	STARTER	24
FIG. 16	CLUTCH	25
FIG. 17	TRANSMISSION	27
FIG. 18	SHIFT CAM · FORK	29
FIG. 19	SHIFT SHAFT	30

CHASSIS

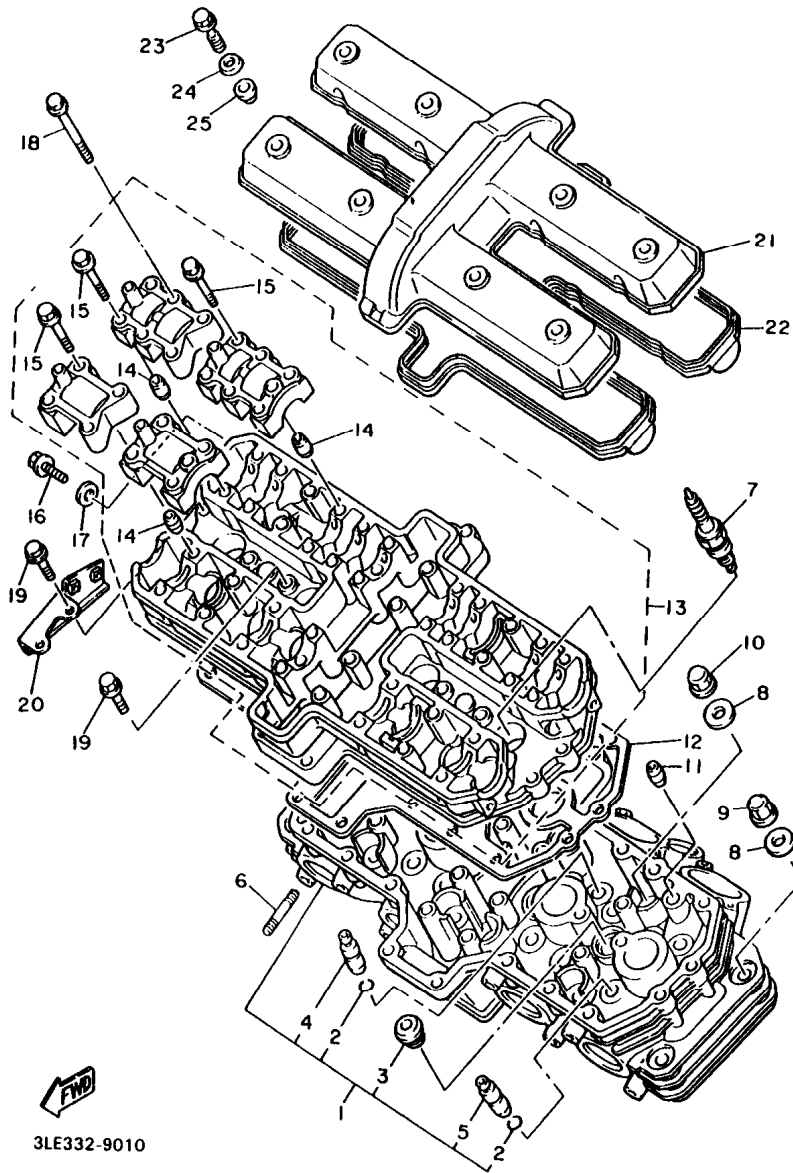
FIG. 20	FRAME	31
FIG. 21	FENDER	33
FIG. 22	SIDE COVER	34
FIG. 23	REAR ARM	36
FIG. 24	REAR SUSPENSION	38
FIG. 25	STEERING	39
FIG. 26	FRONT FORK	40
FIG. 27	FUEL TANK	42
FIG. 28	SEAT	44
FIG. 29	FRONT WHEEL	45

FIG. 30	FRONT BRAKE CALIPER	46
FIG. 31	REAR WHEEL	47
FIG. 32	REAR BRAKE CALIPER	49
FIG. 33	STEERING HANDLE · CABLE	50
FIG. 34	FRONT MASTER CYLINDER	51
FIG. 35	FRONT MASTER CYLINDER 2	52
FIG. 36	STAND · FOOTREST	53
FIG. 37	REAR MASTER CYLINDER	55
FIG. 38	COWLING 1	56
FIG. 39	COWLING 2	58
FIG. 40	GENERATOR	59
FIG. 41	PICK UP COIL · GOVERNOR	60
FIG. 42	STARTING MOTOR	61
FIG. 43	FLASHER LIGHT	62
FIG. 44	METER	63
FIG. 45	HEADLIGHT	65
FIG. 46	TAILLIGHT	66
FIG. 47	HANDLE SWITCH · LEVER	67
FIG. 48	ELECTRICAL 1	68
FIG. 49	ELECTRICAL 2	70

INDIVIDUAL SPEC. FOR CALIFORNIA

FIG. 50	FUEL TANK	73
---------	-----------------	----

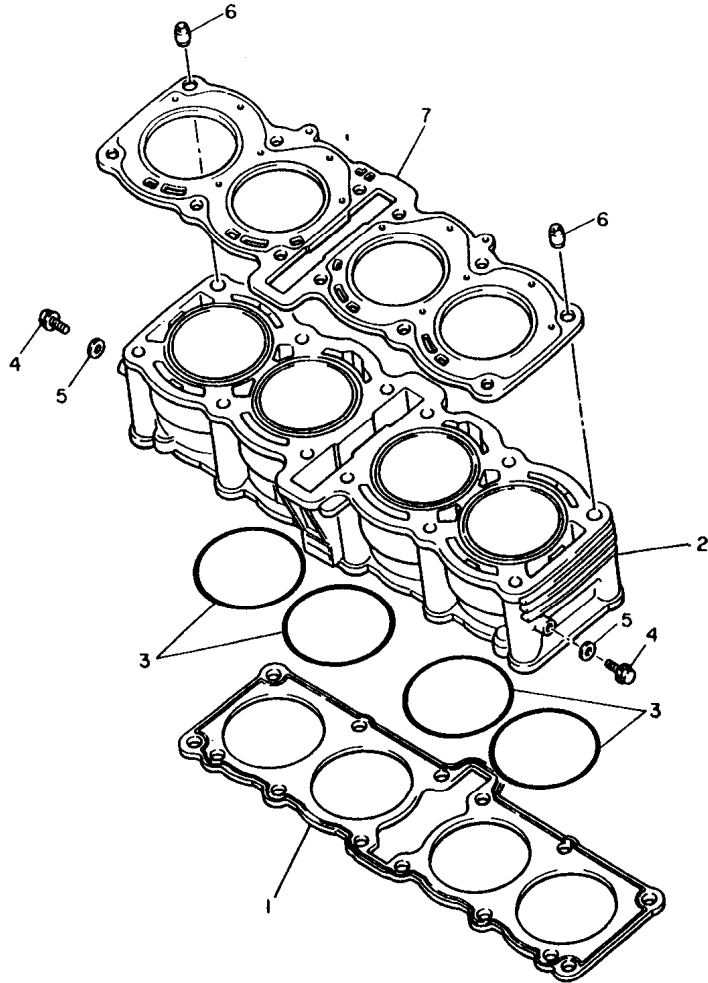
FIG. 1 CYLINDER HEAD



3LE332-9010

REF. NO.	PART NO.	DESCRIPTION	Q'TY	REMARKS
1	3GM-11102-00	CYLINDER HEAD ASSY	1	
2	93440-10153	.CIRCLIP	20	
3	90340-18101	.PLUG, straight screw	4	
4	3GM-11133-10	.GUIDE, intake valve	12	
5	3GM-11134-10	.GUIDE, exhaust valve	8	
6	95612-08325	BOLT, stud	8	
7	94701-00275	PLUG, spark (NGK DP8EA-9)	4	UR
	94701-00286	PLUG, spark (ND X24EP-U9)	4	UR
8	90201-103M4	WASHER, plate	12	
9	90176-10049	NUT, crown	4	
10	90179-10584	NUT	8	
11	99530-10014	PIN, dowel	2	
12	3GM-11182-00	GASKET, cylinder head 2	1	
13	3GM-1115A-00	CAM CASE ASSY	1	
14	99510-08016	.PIN, dowel	16	
15	90105-06153	.BOLT, washer based	16	
16	95023-06012	BOLT	1	
17	90430-06014	GASKET	1	
18	90105-06541	BOLT, washer based	24	
19	95023-06025	BOLT	11	
20	3GM-1135A-00	BRACKET	1	
21	3GM-11191-00	COVER, cylinder head 1	1	
22	3GM-11193-00	GASKET, head cover 1	1	
23	90109-06746	BOLT	8	
24	90209-11262	WASHER	8	
25	2GH-1111G-00	RUBBER, mount 1	8	

FIG. 2 CYLINDER

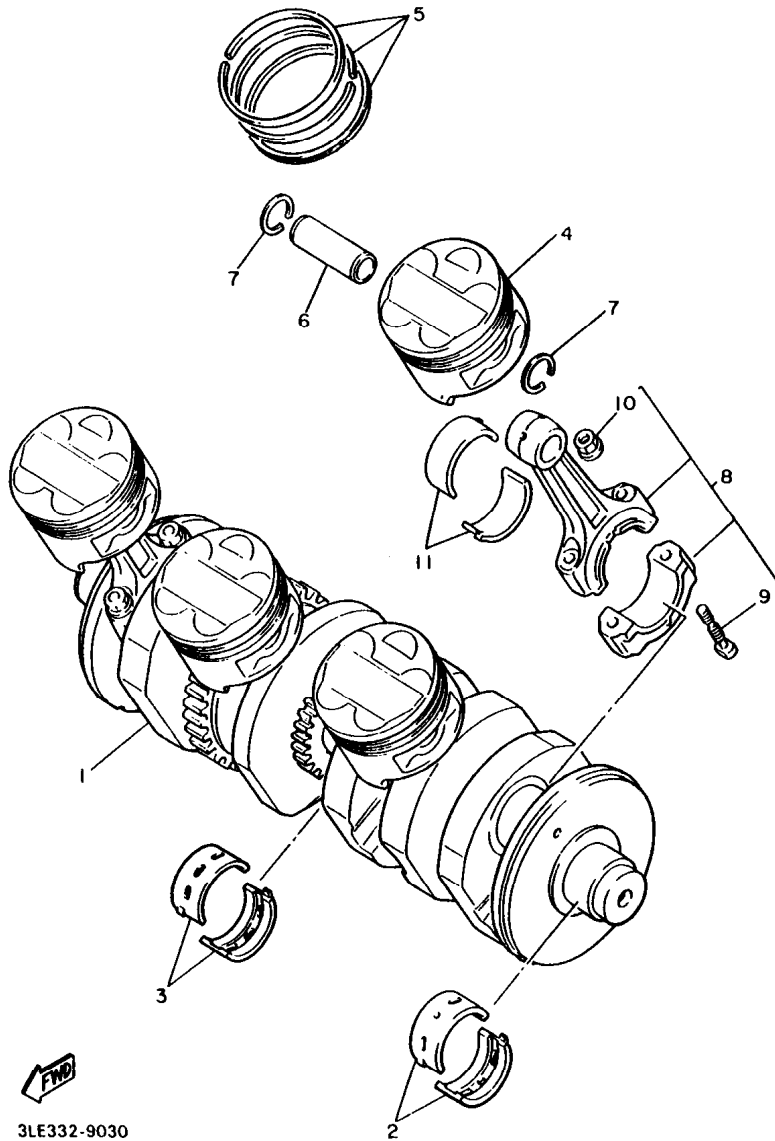


REF. NO.	PART NO.	DESCRIPTION	Q'TY	REMARKS
1	3GM-11351-00	GASKET, cylinder	1	
2	3GM-11310-00	CYLINDER	1	
3	93210-77363	O-RING	4	
4	95023-06012	BOLT	2	
5	90430-06014	GASKET	2	
6	99510-14016	PIN, dowel	2	
7	3GM-11181-00	GASKET, cylinder head 1	1	



3LE332-9020

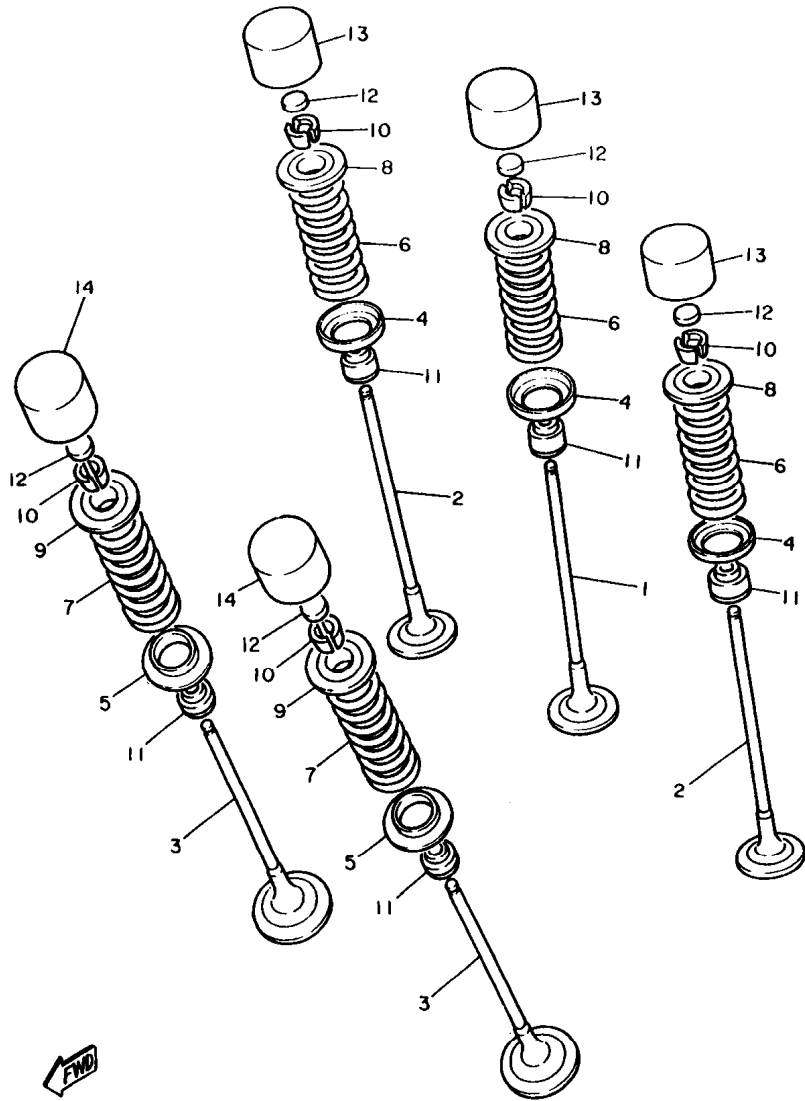
FIG. 3 CRANKSHAFT • PISTON



REF. NO.	PART NO.	DESCRIPTION	Q'TY	REMARKS
1	3GM-11411-01	CRANKSHAFT	1	
2	2GH-11416-00	PLANE BEARING, crankshaft 1	8	UR BLUE
	2GH-11416-10	PLANE BEARING, crankshaft 1	8	UR BLACK
	2GH-11416-20	PLANE BEARING, crankshaft 1	8	UR BROWN
	2GH-11416-30	PLANE BEARING, crankshaft 1	8	UR GREEN
	2GH-11416-40	PLANE BEARING, crankshaft 1	8	UR YELLOW
3	3GM-11416-00	PLANE BEARING, crankshaft 1	2	UR BLUE
	3GM-11416-10	PLANE BEARING, crankshaft 1	2	UR BLACK
	3GM-11416-20	PLANE BEARING, crankshaft 1	2	UR BROWN
	3GM-11416-30	PLANE BEARING, crankshaft 1	2	UR GREEN
	3GM-11416-40	PLANE BEARING, crankshaft 1	2	UR YELLOW
4	3GM-11631-00	PISTON (STD)	4	
	3GM-11636-00	PISTON (0.50MM O/S)	4	AP
5	3GM-11610-00	PISTON RING SET (STD)	4	
	3GM-11610-20	PISTON RING SET (2ND O/S)	4	AP
6	3GM-11633-00	PIN, piston	4	
7	93450-19095	CIRCLIP	8	
8	3GM-11650-00	CONNECTING ROD ASSY	4	
9	12R-11654-00	.BOLT, connecting rod	2	
10	90179-08327	.NUT	2	
11	3GM-11656-00	PLANE BEARING, connecting rod	8	UR BLUE
	3GM-11656-10	PLANE BEARING, connecting rod	8	UR BLACK
	3GM-11656-20	PLANE BEARING, connecting rod	8	UR BROWN
	3GM-11656-30	PLANE BEARING, connecting rod	8	UR GREEN

3LE332-9030

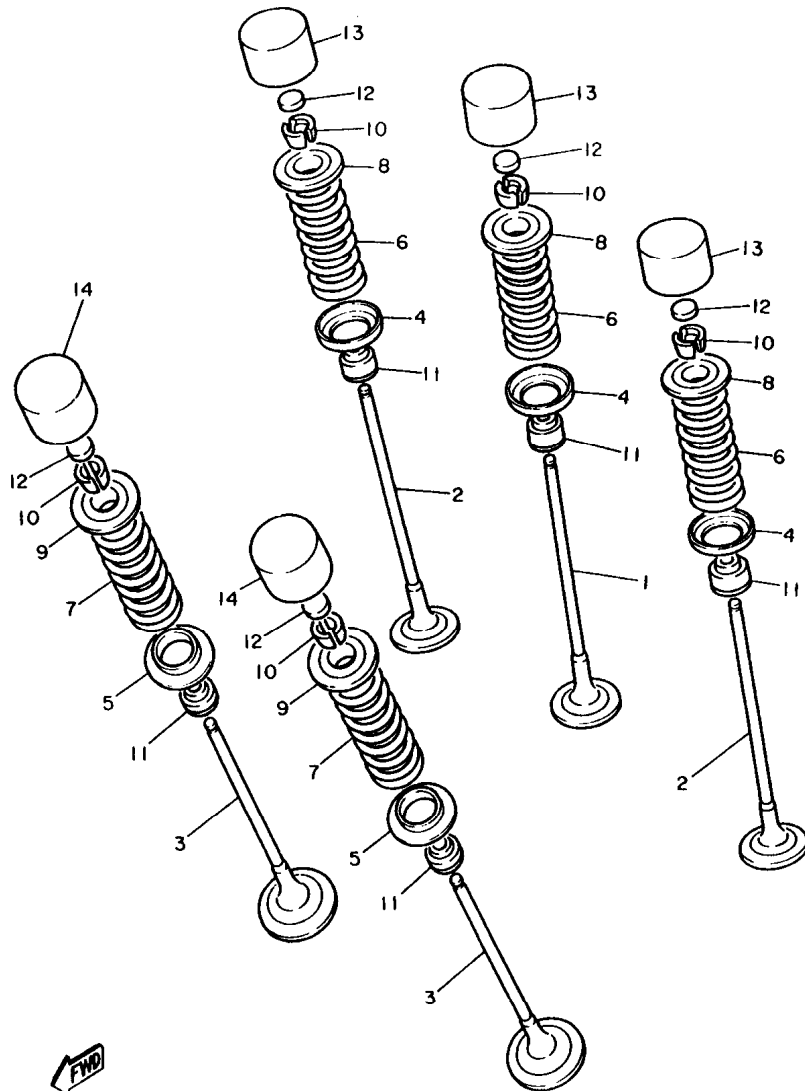
FIG. 4 VALVE



3LE332-9040

REF. NO.	PART NO.	DESCRIPTION	Q'TY	REMARKS
1	3GM-12111-00	VALVE, intake	4	
2	3GM-12112-00	VALVE, intake 2	8	
3	3GM-12121-00	VALVE, exhaust	8	
4	3GM-12116-00	SEAT, valve spring	12	
5	3GM-12126-00	SEAT, valve spring 2	8	
6	3GM-12113-00	SPRING, valve inner	12	
7	3GM-12114-00	SPRING, valve outer	8	
8	3GM-12117-00	RETAINER, valve spring	12	
9	1WG-12117-00	RETAINER, valve spring	8	
10	1WG-12118-00	COTTER, valve	40	
11	1WG-12119-00	SEAL, valve stem	20	
12	1HX-12168-00	PAD, adjusting 2 (1.20)	20	UR
	1HX-12168-20	PAD, adjusting 2 (1.25)	20	UR
	1HX-12168-40	PAD, adjusting 2 (1.30)	20	UR
	1HX-12168-60	PAD, adjusting 2 (1.35)	20	UR
	1HX-12168-80	PAD, adjusting 2 (1.40)	20	UR
	1HX-12168-A0	PAD, adjusting 2 (1.45)	20	UR
	1HX-12168-F0	PAD, adjusting 2 (1.50)	20	UR
	1HX-12168-H0	PAD, adjusting 2 (1.55)	20	UR
	1HX-12168-K0	PAD, adjusting 2 (1.60)	20	UR
	1HX-12168-M0	PAD, adjusting 2 (1.65)	20	UR
	1HX-12168-R0	PAD, adjusting 2 (1.70)	20	UR
	1HX-12168-U0	PAD, adjusting 2 (1.75)	20	UR
	1HX-12168-W0	PAD, adjusting 2 (1.80)	20	UR
	1HX-12168-Y0	PAD, adjusting 2 (1.85)	20	UR
	1HX-12169-10	PAD, adjusting 2 (1.90)	20	UR
	1HX-12169-30	PAD, adjusting 2 (1.95)	20	UR
	1HX-12169-50	PAD, adjusting 2 (2.00)	20	UR

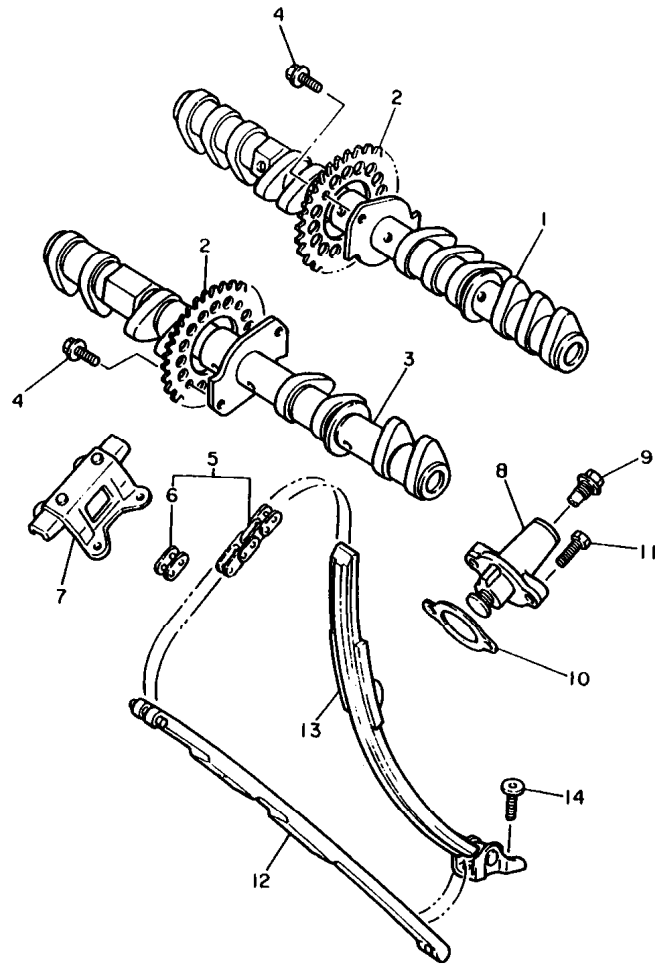
FIG. 4 VALVE



REF. NO.	PART NO.	DESCRIPTION	QTY	REMARKS
12	1HX-12169-70	PAD, adjusting 2 (2.05)	20	UR
	1HX-12169-90	PAD, adjusting 2 (2.10)	20	UR
	1HX-12169-E0	PAD, adjusting 2 (2.15)	20	UR
	1HX-12169-G0	PAD, adjusting 2 (2.20)	20	UR
	1HX-12169-J0	PAD, adjusting 2 (2.25)	20	UR
	1HX-12169-L0	PAD, adjusting 2 (2.30)	20	UR
	1HX-12169-N0	PAD, adjusting 2 (2.35)	20	UR
	1HX-12169-T0	PAD, adjusting 2 (2.40)	20	UR
13	2NK-12153-02	LIFTER, valve	12	UR BLACK
	2NK-12153-09	LIFTER, valve(O/S)	12	UR GREEN
14	1WG-12153-21	LIFTER, valve	8	UR BLUE
	1WG-12153-09	LIFTER, valve (O/S)	8	UR GREEN



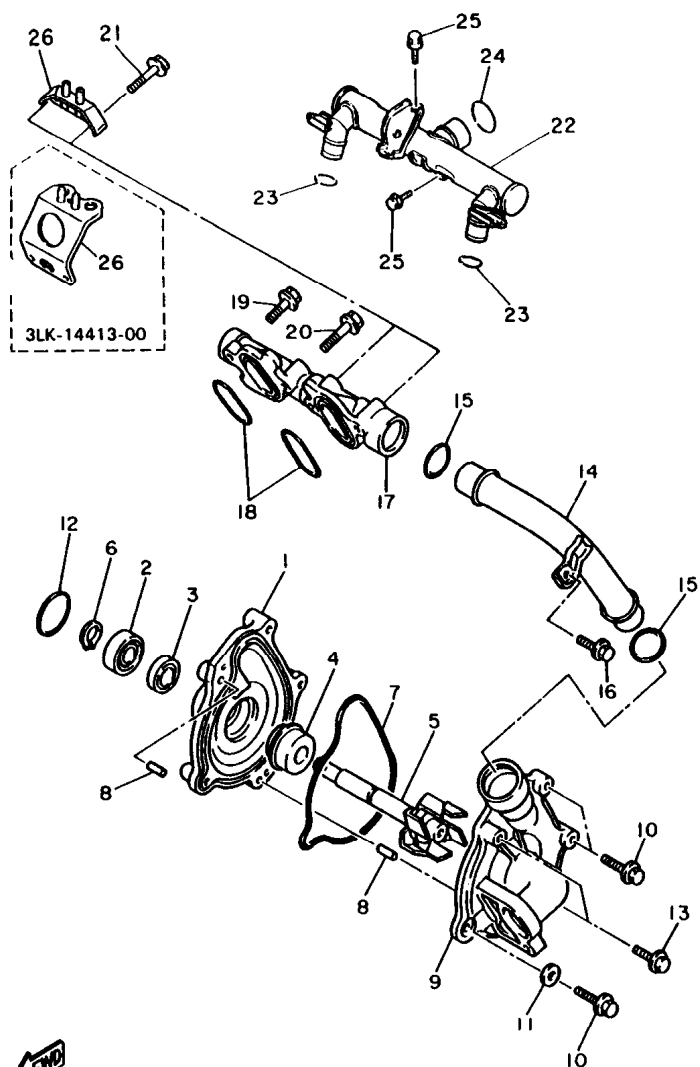
FIG. 5 CAMSHAFT • CHAIN



REF. NO.	PART NO.	DESCRIPTION	Q'TY	REMARKS
1	3GM-12171-00	CAMSHAFT 1	1	
2	3GM-12176-00	SPROCKET, cam chain	2	
3	3GM-12181-00	CAMSHAFT 2	1	
4	90105-07342	BOLT, washer based	4	
5	94581-01108	CHAIN (DID219FS-108L)	1	
6	94681-01021	JOINT, chain	1	
7	2GH-12241-00	GUIDE, stopper 2	1	
8	3GM-12210-00	TENSIONER ASSY, cam chain	1	
9	90109-112F1	BOLT	1	
10	30X-12213-00	GASKET, tensioner case	1	
11	95023-06025	BOLT	2	
12	3GM-12251-00	DAMPER, chain 1	1	
13	3GM-12252-00	DAMPER, chain 2	1	
14	90109-065A8	BOLT	2	



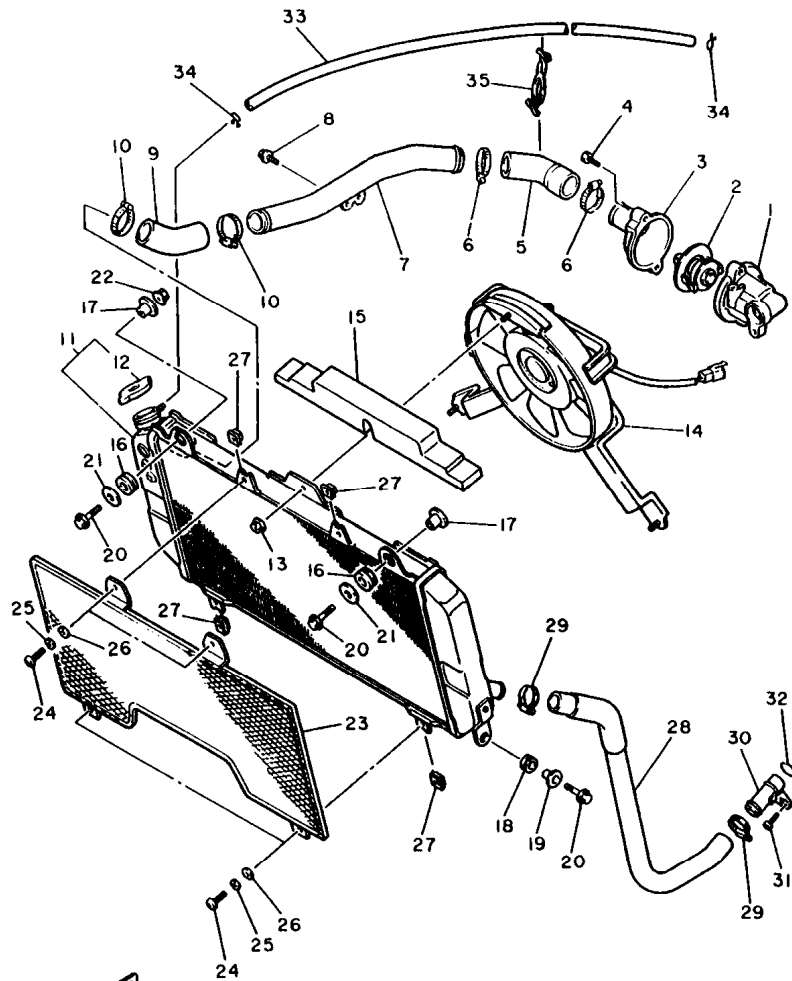
FIG. 6 WATER PUMP



3LK110-9060

REF. NO.	PART NO.	DESCRIPTION	Q'TY	REMARKS
1	1UF-12421-01	HOUSING, water pump	1	
2	93306-00106	BEARING	1	
3	93101-12060	OIL SEAL	1	
4	11H-12438-00	SEAL, mechanical	1	
5	1UF-12450-00	IMPELLER SHAFT ASSY	1	
6	99009-12400	CIRCLIP	1	
7	1AE-12439-00	O-RING	1	
8	93604-10011	PIN, dowel	2	
9	3GM-12422-00	COVER, housing	1	
10	95023-06025	BOLT	3	
11	90430-06014	GASKET	1	
12	93210-33133	O-RING	1	
13	95021-06050	BOLT	2	
14	3GM-12481-00	PIPE 1	1	
15	93210-23787	O-RING	2	
16	95023-06012	BOLT	1	
17	3DX-12469-00	JOINT 1	1	
18	93210-30694	O-RING	2	
19	95023-06020	BOLT	1	
20	95021-06030	BOLT	1	
21	95023-06040	BOLT	2	
22	3GM-12482-00	PIPE 2	1	
23	93210-18417	O-RING	2	
24	93210-23787	O-RING	1	
25	95023-06010	BOLT	2	
26	2GH-14413-00	STAY	1	UR
	3LK-14413-00	STAY	1	UR FOR CALIFORNIA

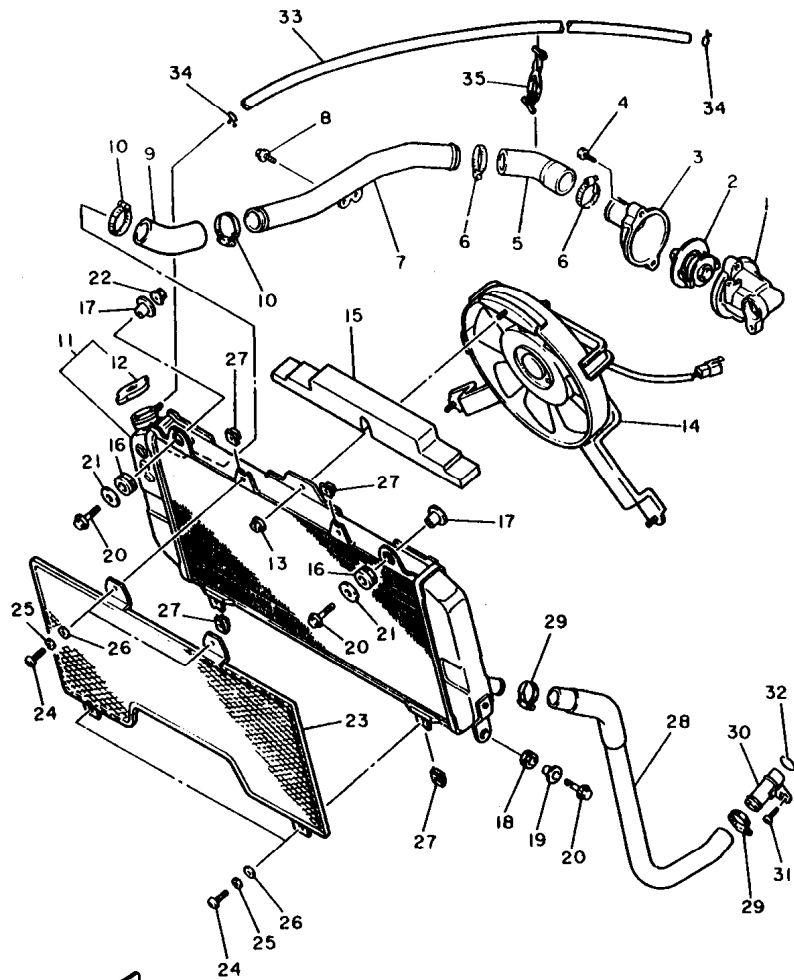
FIG. 7 RADIATOR . HOSE



3LE332-9070

REF. NO.	PART NO.	DESCRIPTION	Q'TY	REMARKS
1	3GM-12417-00	HOUSING, thermostat	1	
2	3GM-12410-00	THERMOSTAT ASSY	1	
3	3GM-12413-00	COVER, thermostat	1	
4	95023-06025	BOLT	2	
5	3GM-12576-00	HOSE 1	1	
6	90450-38040	HOSE CLAMP ASSY	2	
7	3GM-12483-00	PIPE 3	1	
8	95021-06008	BOLT	2	
9	3GM-12577-00	HOSE 2	1	
10	90450-38040	HOSE CLAMP ASSY	2	
11	3GM-12461-00	RADIATOR ASSY	1	
12	22W-12462-00	.CAP, radiator	1	
13	95706-06500	NUT, flange	3	
14	3GM-12405-00	BLOWER ASSY	1	
15	3GM-12682-00	PROTECTOR, heat	1	
16	90480-18276	GROMMET	2	
17	90387-07037	COLLAR	2	
18	90480-10297	GROMMET	2	
19	90387-06033	COLLAR	2	
20	95826-06020	BOLT, flange	4	
21	90201-066F3	WASHER, plate	2	
22	95706-06500	NUT, flange	1	
23	3GM-12467-00	COVER, radiator	1	
24	98506-05012	SCREW, pan head	4	
25	92906-05100	WASHER, spring	4	
26	92906-05600	WASHER, plate	4	
27	90183-05024	NUT, spring	4	
28	3GM-12579-00	HOSE 4	1	

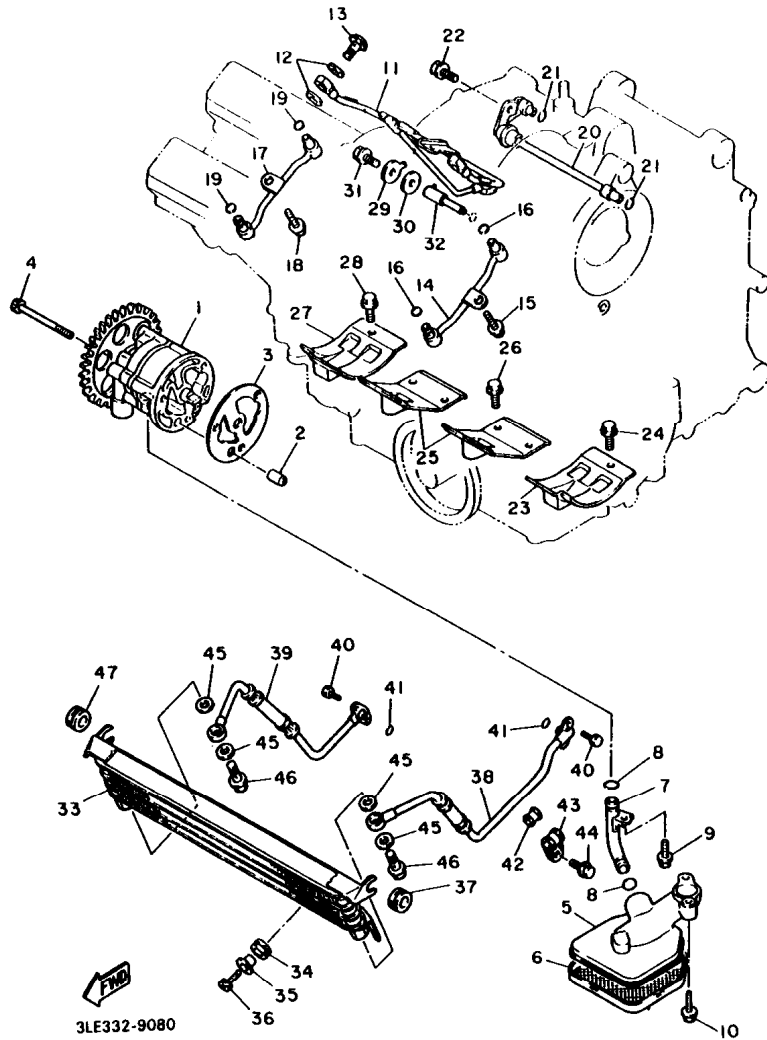
FIG. 7 RADIATOR . HOSE



3LE332-9070

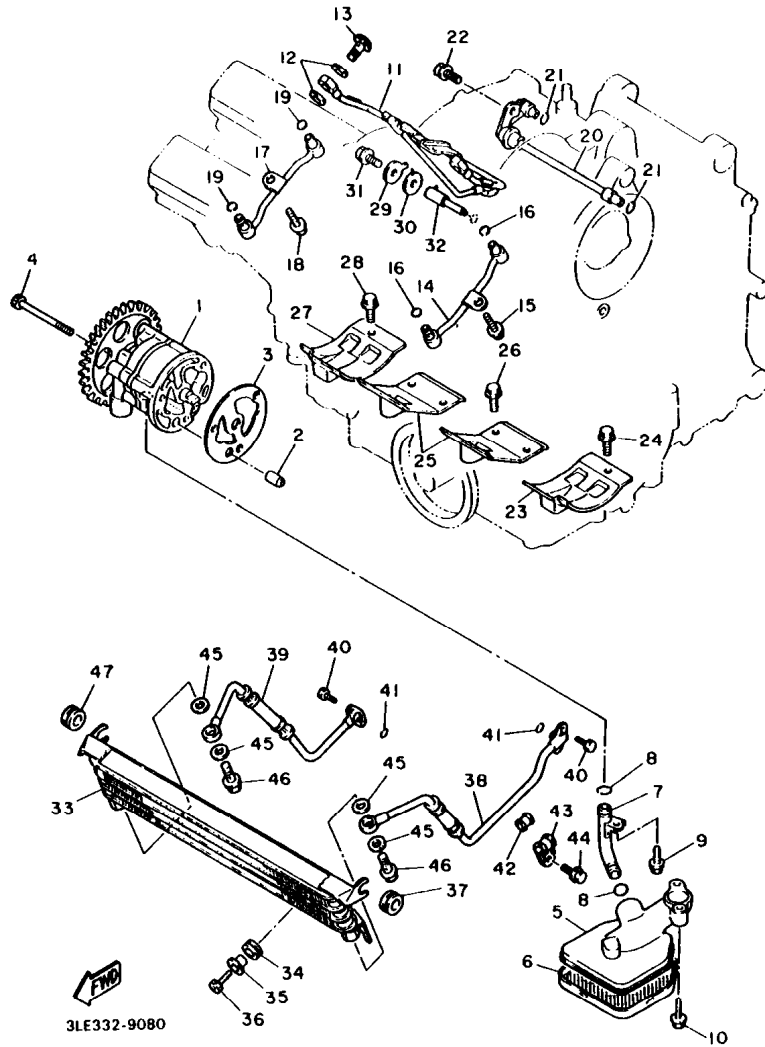
REF. NO.	PART NO.	DESCRIPTION	Q'TY	REMARKS
29	90450-38040	HOSE CLAMP ASSY	2	
30	2GH-12484-00	PIPE 4	1	
31	90110-06142	BOLT, hexagon socket head	1	
32	93210-23787	O-RING	1	
33	90445-096E8	HOSE	1	
34	90467-08003	CLIP	2	
35	90464-35047	CLAMP	1	

FIG. 8 OIL PUMP



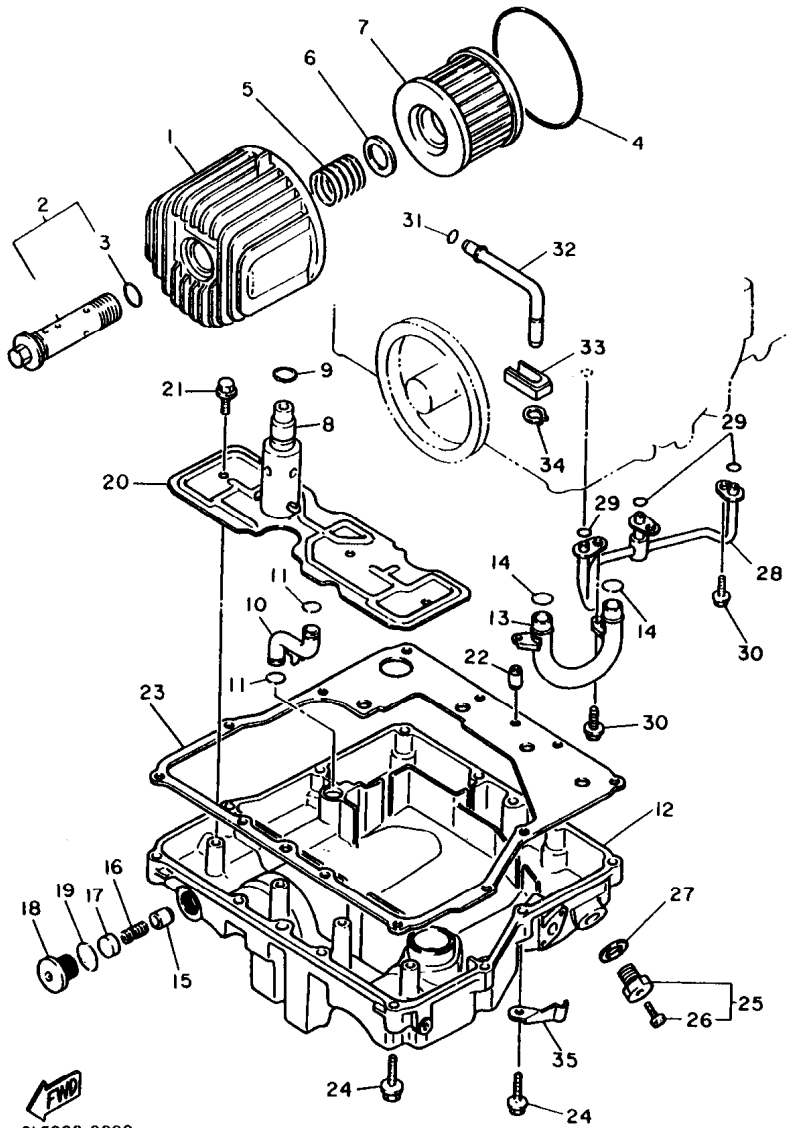
REF. NO.	PART NO.	DESCRIPTION	Q'TY	REMARKS
1	2GH-13300-01	OIL PUMP ASSY	1	
2	91810-18013	PIN, dowel	1	
3	2GH-13329-00	GASKET, pump cover	1	
4	91316-06080	BOLT	1	
5	3GM-13412-00	HOUSING, strainer	1	
6	3GM-13411-00	STRAINER, oil	1	
7	2GH-13431-00	PIPE, oil drain 1	1	
8	93210-11765	O-RING	2	
9	95026-06010	BOLT, flange	1	
10	95026-06030	BOLT, flange	2	
11	3GM-13171-00	PIPE, delivery 2	1	
12	90430-10188	GASKET	6	
13	9040T-10139	BOLT, union	3	
14	3GM-13181-00	PIPE, delivery 3	1	
15	95026-06012	BOLT, flange	1	
16	93210-06632	O-RING	2	
17	3GM-13191-00	PIPE, delivery 4	1	
18	95026-06012	BOLT, flange	1	
19	93210-06632	O-RING	2	
20	2GH-1316E-00	PIPE, delivery 5	1	
21	93210-07135	O-RING	2	
22	95026-06012	BOLT, flange	1	
23	2GH-15123-00	PLATE, buffle 1	1	
24	95026-06012	BOLT, flange	2	
25	1AE-15124-00	PLATE, buffle 2	2	
26	95026-06012	BOLT, flange	6	
27	2GH-15133-00	PLATE, buffle 3	1	
28	95026-06012	BOLT, flange	2	

FIG. 8 OIL PUMP



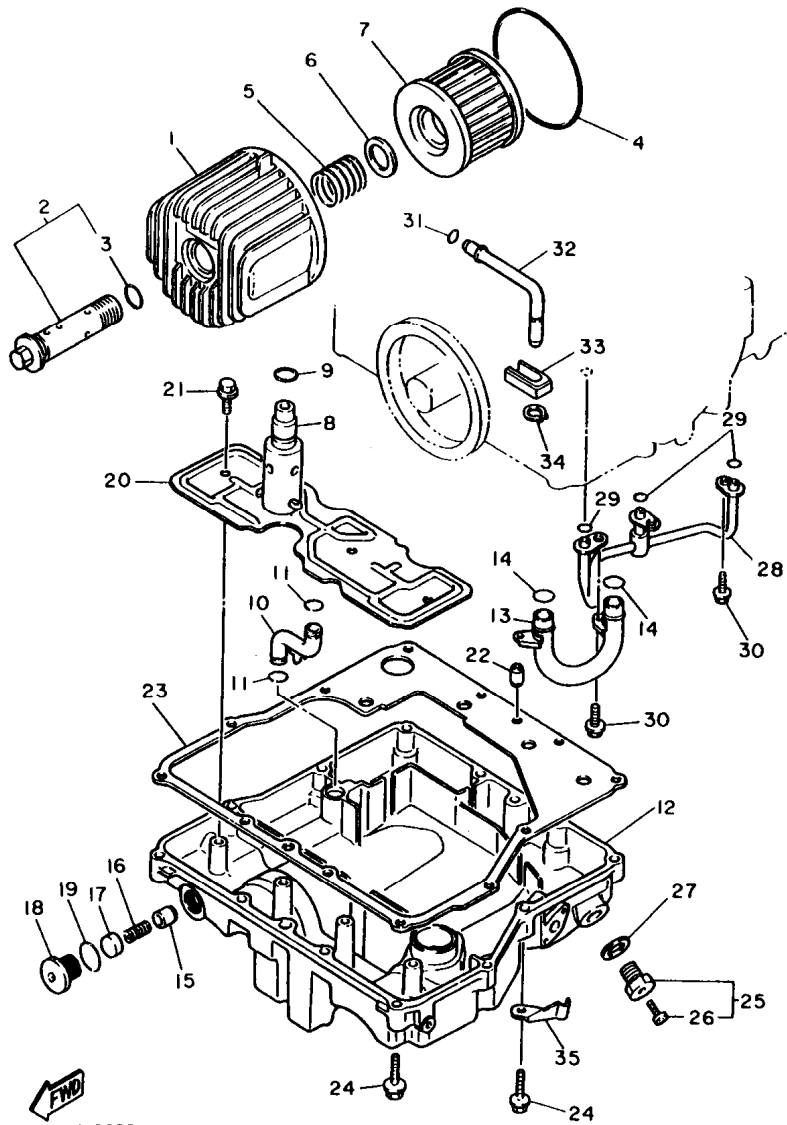
REF. NO.	PART NO.	DESCRIPTION	Q'TY	REMARKS
29	90201-061M7	WASHER, plate	1	
30	90430-06210	GASKET	1	
31	95811-06016	BOLT, flange	1	
32	3GM-13454-00	NOZZLE	1	
33	3GM-13470-00	OIL COOLER ASSY	1	
34	90480-12475	GROMMET	2	
35	90387-067K8	COLLAR	2	
36	91316-06020	BOLT	2	
37	90480-13383	GROMMET	1	
38	3GM-13464-00	HOSE, oil 1	1	
39	3GM-13465-00	HOSE, oil 2	1	
40	95023-06016	BOLT	4	
41	93210-10197	O-RING	2	
42	3GM-13159-00	DAMPER	1	
43	3GM-13151-00	STAY	1	
44	95023-06016	BOLT	1	
45	90430-12202	GASKET	4	
46	90401-12122	BOLT, union	2	
47	90480-13383	GROMMET	1	

FIG. 9 OIL CLEANER



REF. NO.	PART NO.	DESCRIPTION	Q'TY	REMARKS
1	1AE-13447-00	COVER, oil element	1	
2	36Y-13340-00	BY-PASS VALVE ASSY	1	
3	93210-16629	.O-RING	1	
4	93210-87723	O-RING	1	
5	90501-20422	SPRING, compression	1	
6	90201-21608	WASHER, plate	1	
7	36Y-13441-00	ELEMENT, oil cleaner	1	
8	3KS-13490-00	RELIEF VALVE ASSY	1	
9	93210-15566	O-RING	1	
10	3GM-13418-00	PIPE, oil 2	1	
11	93210-08764	O-RING	2	
12	3GM-13417-00	COVER, strainer	1	
13	3FV-13416-01	PIPE, oil 1	1	
14	93210-14579	O-RING	2	
15	1L9-13483-00	PLUNGER, relief	1	
16	11H-13484-00	SPRING, relief	1	
17	90331-14025	PLUG	1	
18	36Y-15189-00	PLUG	1	
19	93210-16629	O-RING	1	
20	3GM-13337-00	PLATE, baffle lower	1	
21	95026-06010	BOLT, flange	4	
22	99510-08016	PIN, dowel	2	
23	3GM-13414-00	GASKET, strainer cover	1	
24	95021-06030	BOLT	12	
25	11H-13455-00	PLUG	1	
26	98901-06008	.SCREW, bind	1	
27	214-11198-01	GASKET	1	
28	3GM-13161-00	PIPE, delivery 1	1	

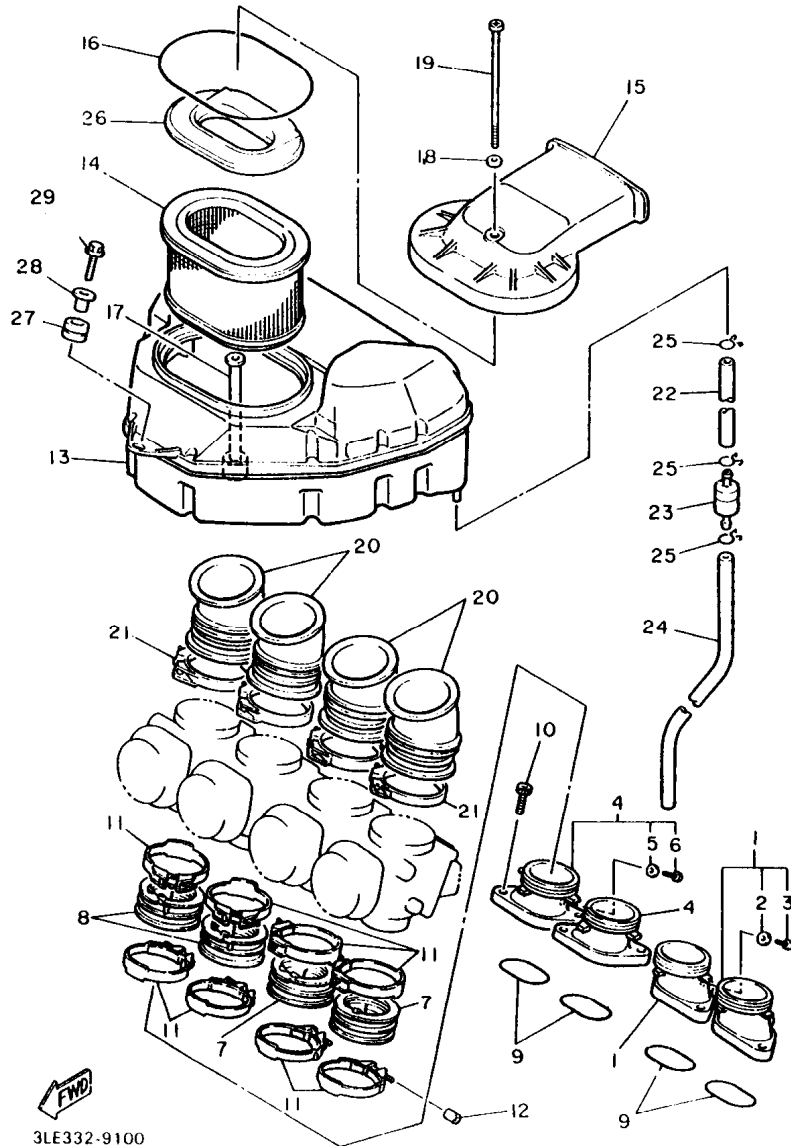
FIG. 9 OIL CLEANER



3LE332-9090

REF. NO.	PART NO.	DESCRIPTION	Q'TY	REMARKS
29	93210-06714	O-RING	3	
30	95026-06012	BOLT, flange	3	
31	93210-09418	O-RING	1	
32	3GM-15373-00	PIPE, breather	1	
33	3GM-13174-00	HOLDER, oil pipe	1	
34	99009-10400	CIRCLIP	1	
35	90465-08076	CLAMP	1	

FIG. 10 INTAKE



REF. NO.	PART NO.	DESCRIPTION	Q'TY	REMARKS
1	3GM-13586-00	JOINT, carburetor 1	2	
2	90430-06014	.GASKET	1	
3	91312-06012	.BOLT	1	
4	3GM-13596-00	JOINT, carburetor 2	2	
5	90430-06014	.GASKET	1	
6	91312-06012	.BOLT	1	
7	3GM-13597-00	JOINT, carburetor 3	2	
8	3GM-13598-00	JOINT, carburetor 4	2	
9	93210-44545	O-RING	4	
10	91316-06020	BOLT	8	
11	90450-57034	HOSE CLAMP ASSY	8	
12	90445-08740	HOSE	1	
13	3GM-14401-00	AIR CLEANER CASE ASSY	1	
14	3GM-14451-00	ELEMENT, air cleaner	1	
15	3GM-14422-00	CAP, cleaner case 2	1	
16	3GM-14452-00	SEAL	1	
17	3GM-14443-00	COLLAR	1	
18	92990-06600	WASHER, plate	1	
19	92511-06140	SCREW, pan head	1	
20	3GM-14453-00	JOINT, air cleaner 1	4	
21	90450-67033	HOSE CLAMP ASSY	4	
22	90445-11288	HOSE	1	
23	4X7-2149Y-00	FILTER ASSY	1	
24	90445-114E2	HOSE	1	
25	90467-10008	CLIP	3	
26	3GM-14432-00	SILENSER, inner	1	
27	90480-14023	GROMMET	1	
28	90387-060M9	COLLAR	1	

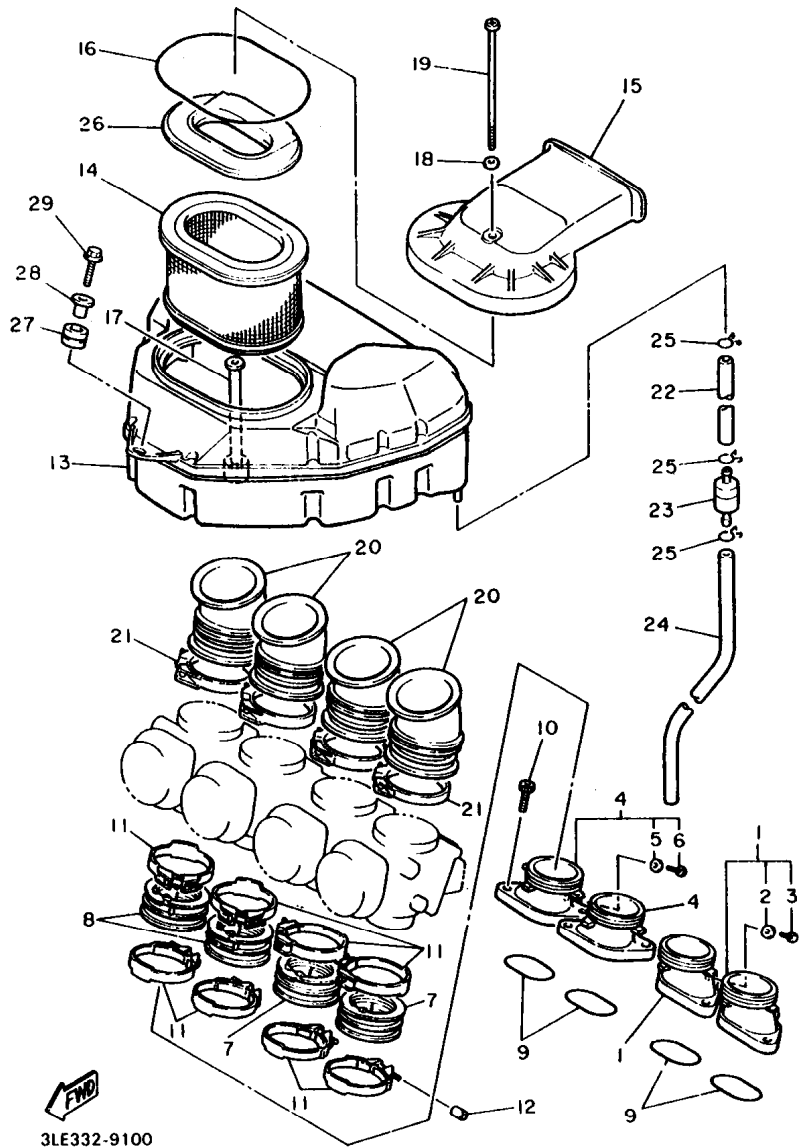
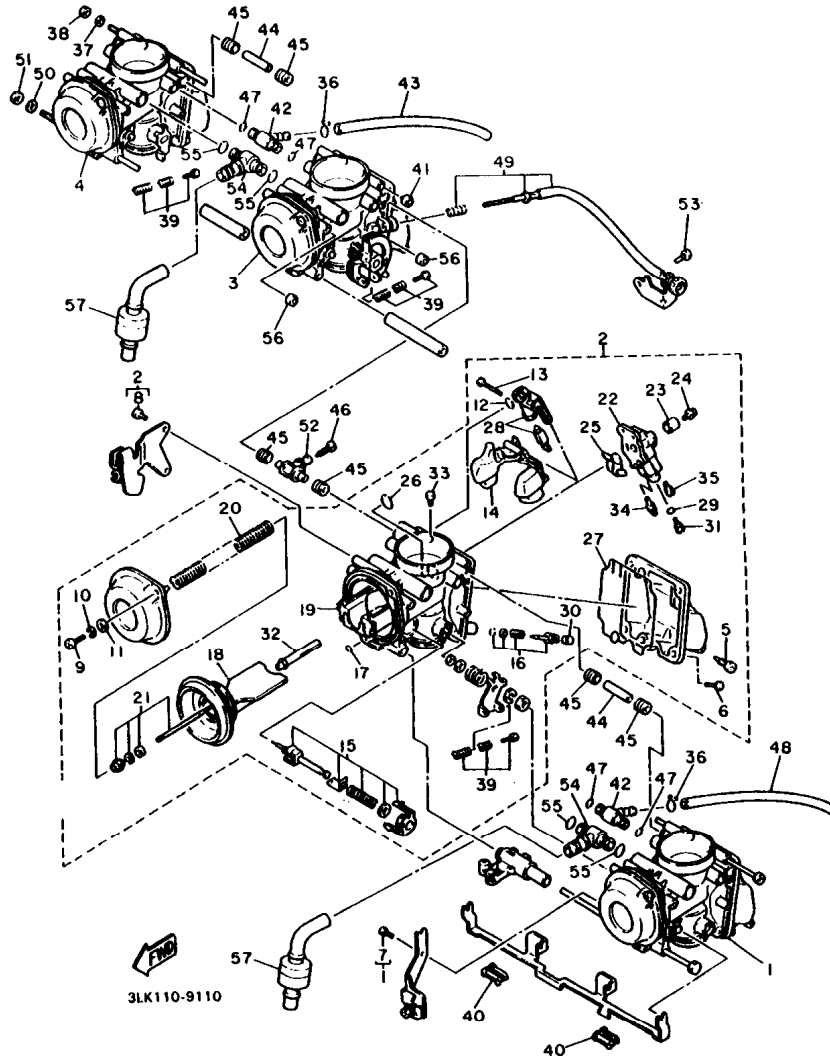


FIG. 10 INTAKE

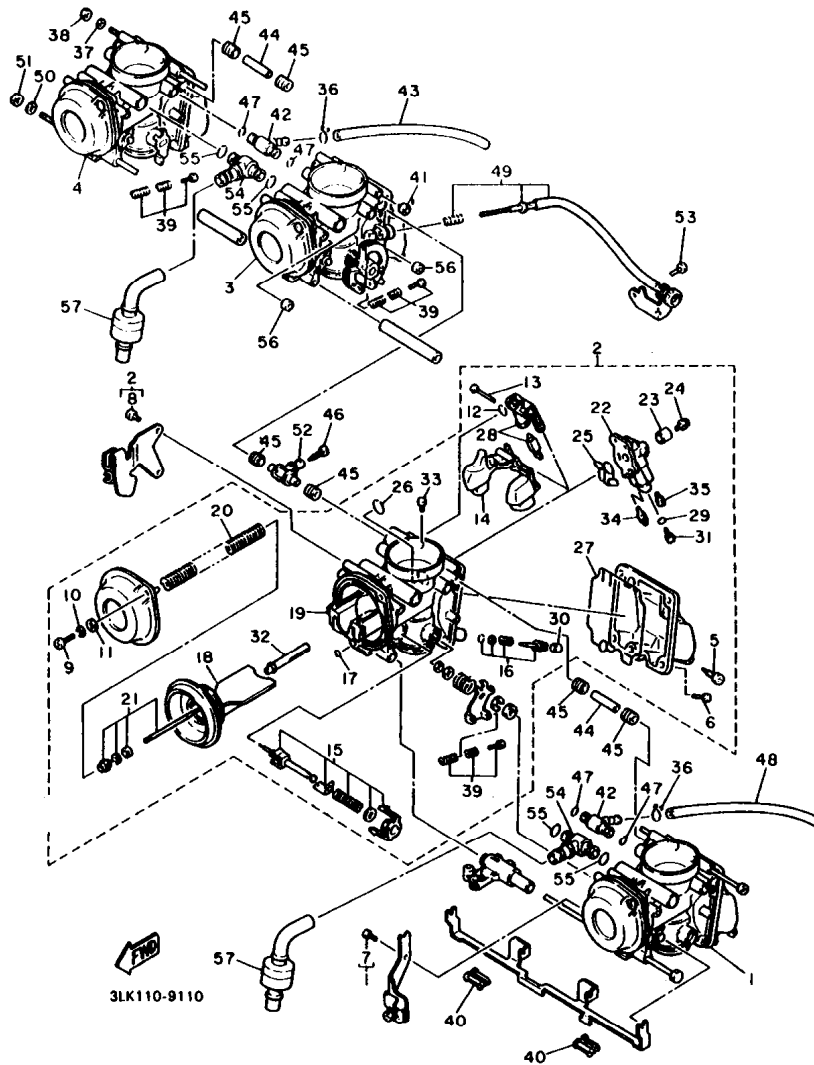
REF. NO.	PART NO.	DESCRIPTION	Q'TY	REMARKS
29	91012-06030	BOLT, flange	1	

FIG. 11 CARBURETOR



REF. NO.	PART NO.	DESCRIPTION	Q'TY	REMARKS
1	3LK-14901-00	CARBURETOR ASSY 1	1	UR
	3LK-14901-10	CARBURETOR ASSY 1	1	UR FOR CALIFORNIA
2	3LK-14902-00	CARBURETOR ASSY 2	1	UR
	3LK-14902-10	CARBURETOR ASSY 2	1	UR FOR CALIFORNIA
3	3LK-14903-00	CARBURETOR ASSY 3	1	UR
	3LK-14903-10	CARBURETOR ASSY 3	1	UR FOR CALIFORNIA
4	3LK-14904-00	CARBURETOR ASSY 4	1	UR
	3LK-14904-10	CARBURETOR ASSY 4	1	UR FOR CALIFORNIA
5	12R-14191-00	.PLUG, drain	1	
6	98501-05012	.SCREW, pan head	2	
7	98501-04008	.SCREW, pan head	1	#1
8	98501-04008	.SCREW, pan head	2	#2
9	98506-05016	.SCREW, pan head	2	
10	92906-05100	.WASHER, spring	2	
11	92906-05600	.WASHER, plate	2	
12	3EN-14147-00	.O-RING	1	
13	53L-14186-00	.PIN, float	1	
14	3GM-14985-00	.FLOAT	1	
15	3EN-1410A-00	.STARTER SET	1	
16	12R-14105-00	.PILOT SCREW SET	1	
17	3FV-14147-00	.O-RING	1	
18	3GM-14940-00	.DIAPHRAGM ASSY	1	
19	3GM-1411E-00	.BLOCK, jet	1	
20	3FV-14933-00	.SPRING, diaphragm	1	
21	3LK-1490J-00	.NEEDLE SET	1	
22	3GM-1411A-00	.BLOCK JET ASSY	1	
23	3GM-14153-00	.WASHER, main jet	1	
24	1HX-14565-00	.SCREW	1	

FIG. 11 CARBURETOR



REF. NO.	PART NO.	DESCRIPTION	Q'TY	REMARKS
25	3LF-14147-00	.O-RING	1	
26	1FN-14147-00	.O-RING	1	
27	3GM-14997-00	.SEAL	1	
28	3GM-14107-17	.NEEDLE VALVE SET	1	
29	1AE-14227-00	.WASHER	1	
30	3F9-14118-00	.CAP	1	
31	3G2-14231-25	.JET, main (#125)	1	UR #1, 4
	3G2-1423A-75	.JET, main (#122.5)	1	UR #2, 3
32	3GM-14141-90	.NOZZLE, main	1	
33	830-14231-25	.JET, pilot air (#125)	1	
34	4G0-14142-37-A0	.JET, pilot (#37.5)	1	
35	3G2-14231-12	.JET, power (# 60)	1	
36	8U9-14139-00	CLIP, pipe	2	
37	92901-05600	WASHER, plate	1	
38	95303-05600	NUT	1	
39	3EN-1490K-00	STOP SCREW SET	3	
40	3EN-14261-00	HOLDER	2	
41	3GM-14918-00	RING	1	
42	17A-14251-00	NIPPLE	2	
43	2GH-14197-00	PIPE	1	
44	3GM-14988-00	PIPE, starter connecting	2	
45	3EN-14997-00	SEAL	6	
46	1KT-14994-00	NET, filter	1	
47	822-14147-00	O-RING	4	
48	3LF-14197-00	PIPE	1	UR
	3LK-14197-00	PIPE	1	UR CALIFORNIA ONLY
49	3GM-14103-00	THROTTLE SCREW SET	1	
50	92990-06600	WASHER, plate	1	

FIG. 11 CARBURETOR

REF. NO.	PART NO.	DESCRIPTION	Q'TY	REMARKS
51	95303-06600	NUT	1	
52	3EN-14988-00	PIPE, starter connecting	1	
53	98501-06008	SCREW, pan head	1	
54	3GM-14251-00	NIPPLE	2	
55	3LK-14147-00	O-RING	4	
56	3GM-14992-00	ROD	2	
57	3GM-14197-00	PIPE	2	

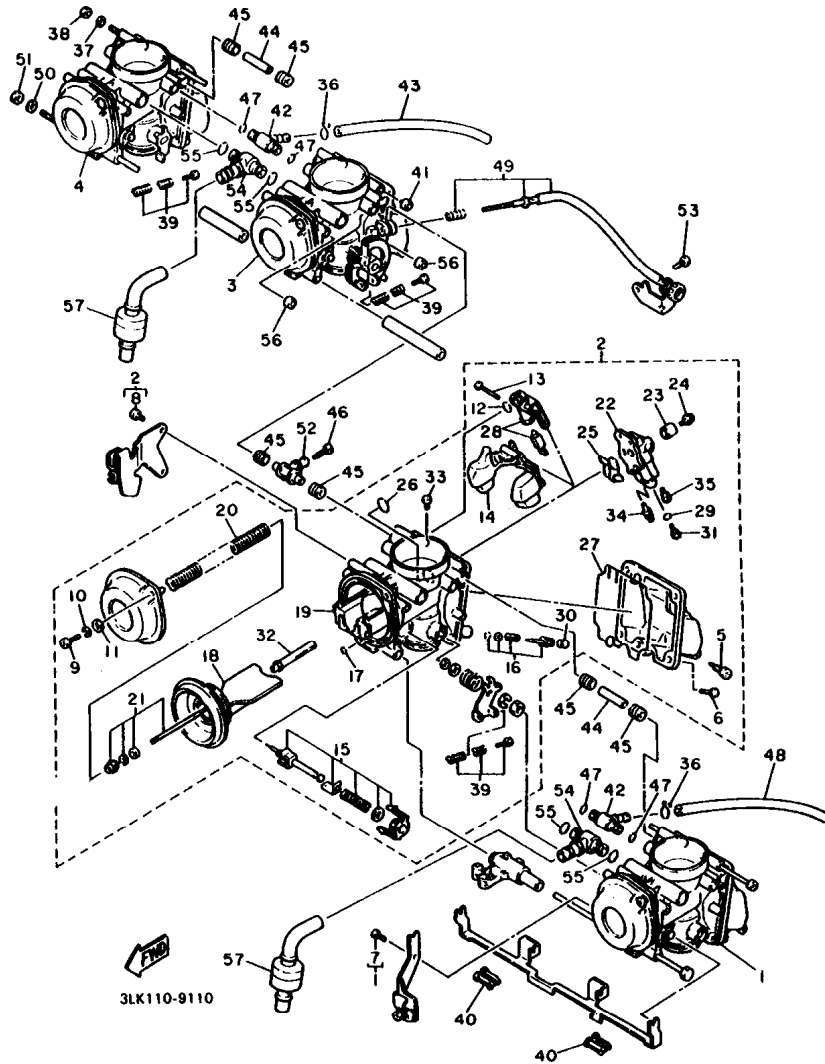
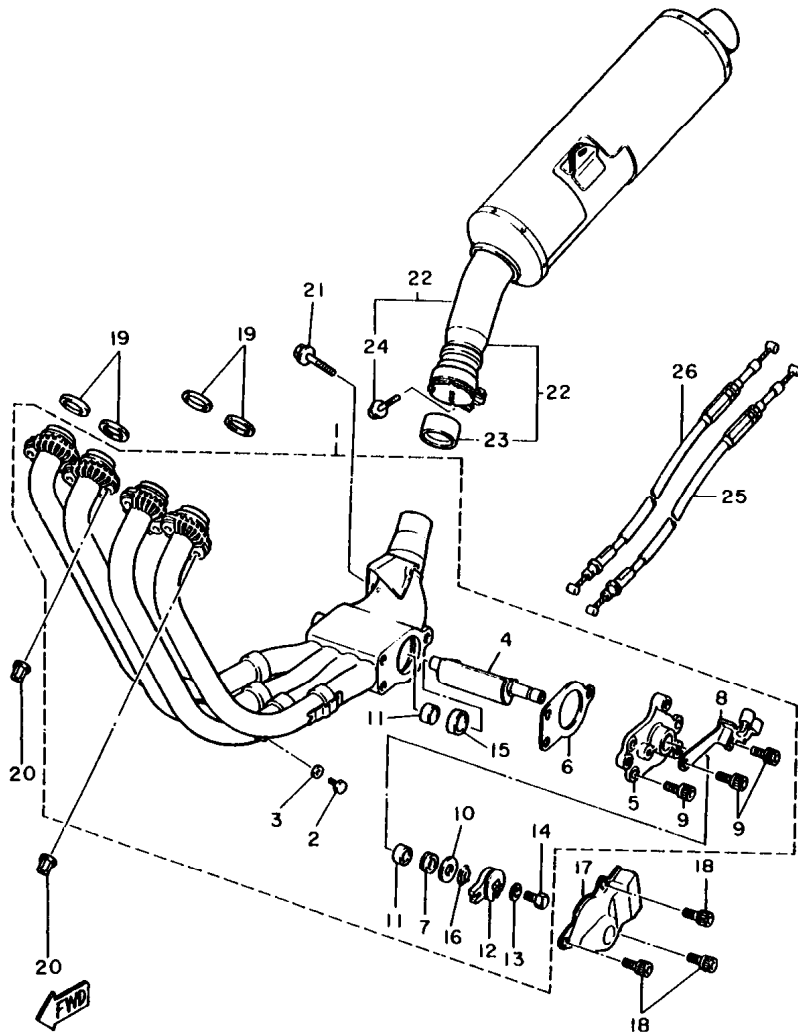


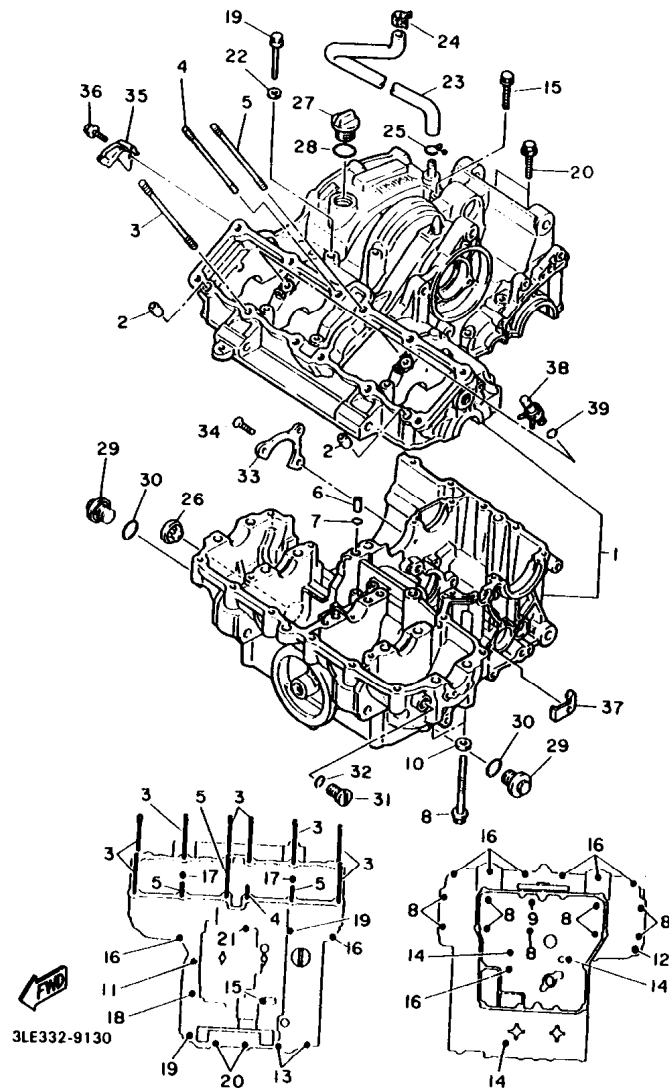
FIG. 12 EXHAUST

REF. NO.	PART NO.	DESCRIPTION	Q'TY	REMARKS
1	3GM-14610-10	EXHAUST PIPE ASSY 1	1	
2	90101-06576	.BOLT	4	
3	92906-06600	.WASHER, plate	4	
4	3GM-14821-00	.ARM, shaft (VALVE)	1	
5	3GM-14811-00	.HOUSING	1	
6	3FH-14815-00	.GASKET	1	
7	2TK-14845-00	.DUST SEAL ASSY	1	
8	2TK-14867-01	.BRACKET	1	
9	90119-06115	.BOLT, with washer	3	
10	90201-106M5	.WASHER, plate	1	
11	90380-10195	.BUSH, solid	2	
12	2TK-14865-01	.PULLEY	1	
13	92990-05200	.WASHER, plain	1	
14	97080-05012	.BOLT	1	
15	90387-106U7	.COLLAR	1	
16	3GM-14683-00	.SPRING, hook	1	
17	2TK-14826-00	PROTECTOR, exhaust	1	
18	90119-06187	BOLT, with washer	3	
19	5Y1-14613-00	GASKET, exhaust pipe	4	
20	90179-08410	NUT	8	
21	95816-08035	BOLT, flange	1	
22	3LK-14710-10	MUFFLER ASSY 1	1	
23	3HE-14755-00	.GASKET, silencer	1	
24	91011-08025	.BOLT, flange	1	
25	3GM-1133E-00	CABLE, pulley 1	1	
26	3GM-1133F-00	CABLE, pulley 2	1	



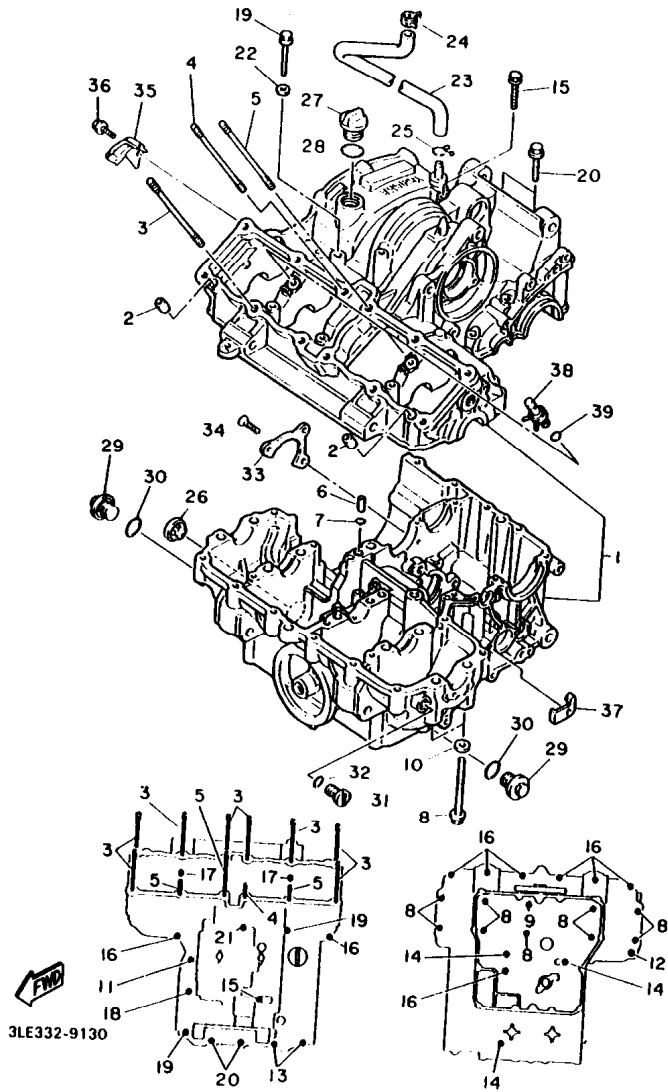
3LE332-9120

FIG. 13 CRANKCASE



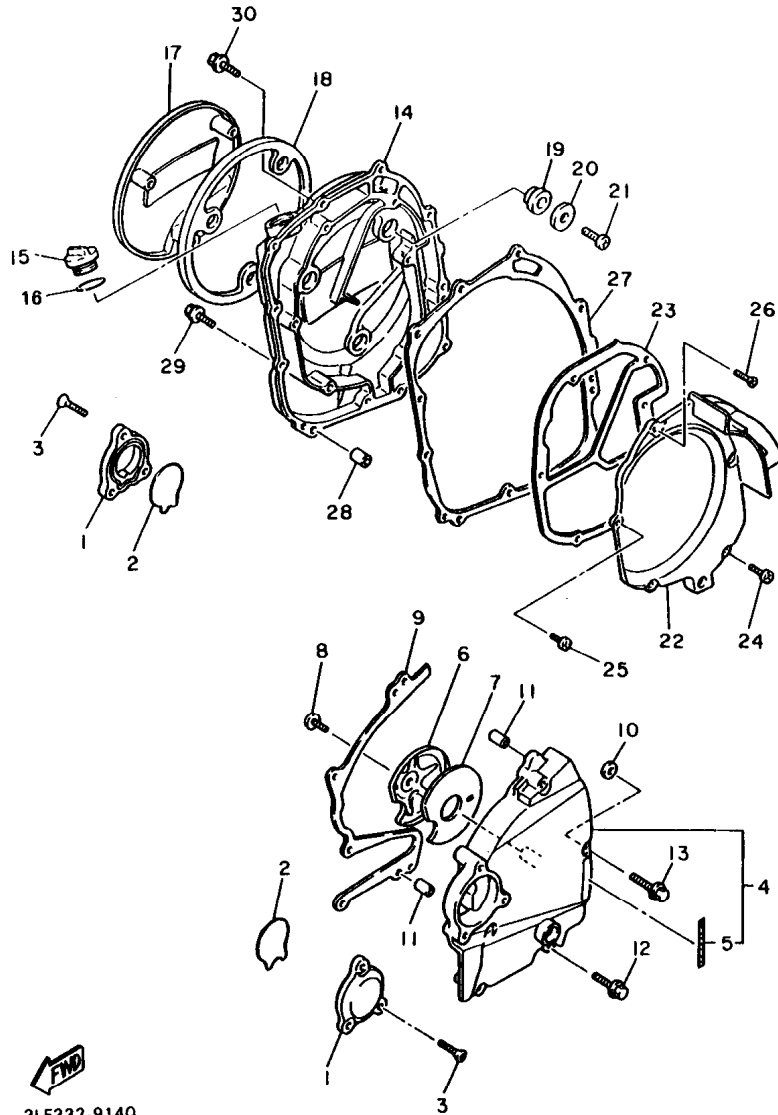
REF. NO.	PART NO.	DESCRIPTION	Q'TY	REMARKS
1	3GM-15100-01	CRANKCASE ASSY	1	
2	99530-10014	PIN, dowel	2	
3	90116-10532	BOLT, stud	8	
4	90116-10531	BOLT, stud	1	
5	90116-10537	BOLT, stud	3	
6	90387-05383	COLLAR	1	
7	93210-07135	O-RING	1	
8	90105-09373	BOLT, washer based	9	
9	90105-09580	BOLT, washer based	1	
10	90201-096J9	WASHER, plate	4	
11	95811-06035	BOLT, flange	1	
12	95811-08045	BOLT, flange	1	
13	95811-06060	BOLT, flange	2	
14	95811-06080	BOLT, flange	3	
15	95811-06140	BOLT, flange	1	
16	95811-08045	BOLT, flange	9	
17	95811-08055	BOLT, flange	2	
18	95811-08065	BOLT, flange	1	
19	95811-08090	BOLT, flange	2	
20	95811-08060	BOLT, flange	2	
21	90105-09555	BOLT, washer based	1	
22	90201-08087	WASHER, plate	1	
23	1AF-11166-00	PIPE, breather 1	1	
24	90467-15054	CLIP	1	
25	90467-14015	CLIP	1	
26	2H7-15361-00	GAUGE, level	1	
27	3F9-15362-00	PLUG, oil level	1	
28	93210-27194	O-RING	1	

FIG. 13 CRANKCASE



REF. NO.	PART NO.	DESCRIPTION	Q'TY	REMARKS
29	4H7-15189-00	PLUG	2	
30	93210-20573	O-RING	2	
31	90340-14068	PLUG, straight screw	1	
32	93210-14369	O-RING	1	
33	1AE-15383-00	PLATE, bearing cover	1	
34	90151-06014	SCREW, countersunk	3	
35	90462-08184	CLAMP	1	
36	95023-06012	BOLT	1	
37	90462-08158	CLAMP	1	
38	2TK-15105-00	NOZZLE ASSY	2	
39	93210-06632	O-RING	2	

FIG. 14 CRANKCASE COVER 1

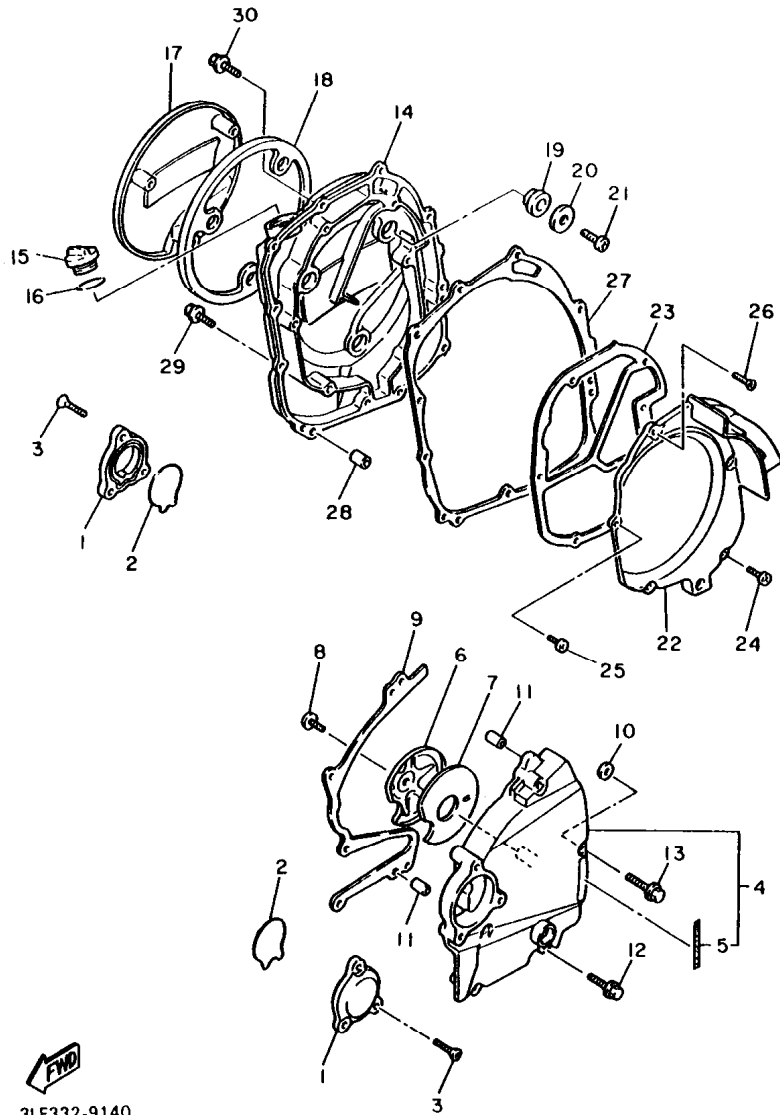


REF. NO.	PART NO.	DESCRIPTION	Q'TY	REMARKS
1	3GM-15416-00	COVER, oil pump	2	
2	1AE-15456-00	GASKET, oil pump cover 1	2	
3	90152-06014	SCREW, countersunk	6	
4	3GM-15410-00	CRANKCASE COVER ASSY 1	1	
5	2GH-15435-00	.EMBLEM	1	
6	3GM-15427-00	COVER, cap 2	1	
7	1AE-15316-00	DAMPER, engine mount 1	1	
8	92011-06010	SCREW	1	
9	1AE-15451-00	GASKET, crankcase cover 1	1	
10	1UF-15467-00	GASKET	1	
11	91810-18013	PIN, dowel	2	
12	95023-06040	BOLT	3	
13	95021-06050	BOLT	2	
14	3GM-15421-00	COVER, crankcase 2	1	
15	3F9-15362-00	PLUG, oil level	1	
16	93210-27194	O-RING	1	
17	3GM-15417-00	COVER, cap	1	
18	3GM-15449-00	RING, rubber	1	
19	4H7-15486-00	GROMMET	3	
20	90209-06096	WASHER	3	
21	92501-06010	SCREW, pan head	3	
22	3GM-15346-00	BREATHER 1	1	
23	3GM-15463-00	GASKET, carburetor cover 2	1	
24	92501-06020	SCREW, pan head	4	
25	90157-06104	SCREW, pan head	1	
26	90152-06024	SCREW, countersunk	1	
27	2GH-15461-00	GASKET, crankcase cover 2	1	
28	91810-18013	PIN, dowel	2	

3LE332-9140

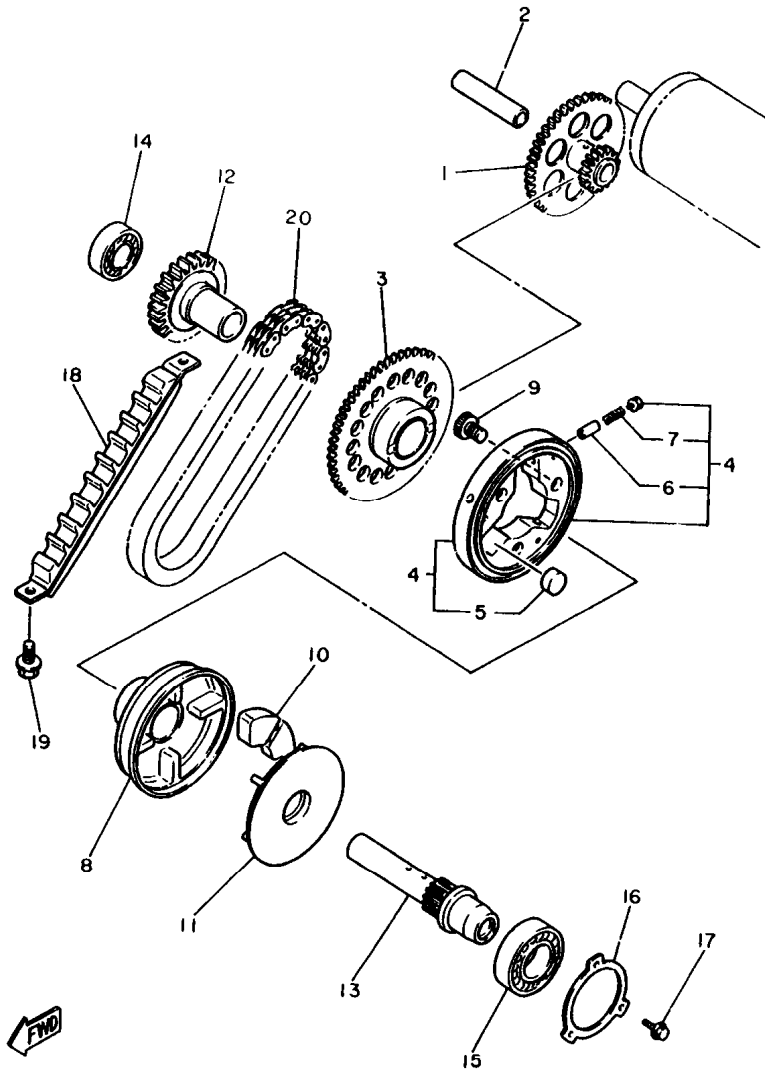
FIG. 14 CRANKCASE COVER 1

REF. NO.	PART NO.	DESCRIPTION	Q'TY	REMARKS
29	95021-06030	BOLT	2	
30	95023-06020	BOLT	9	



3LE332-9140

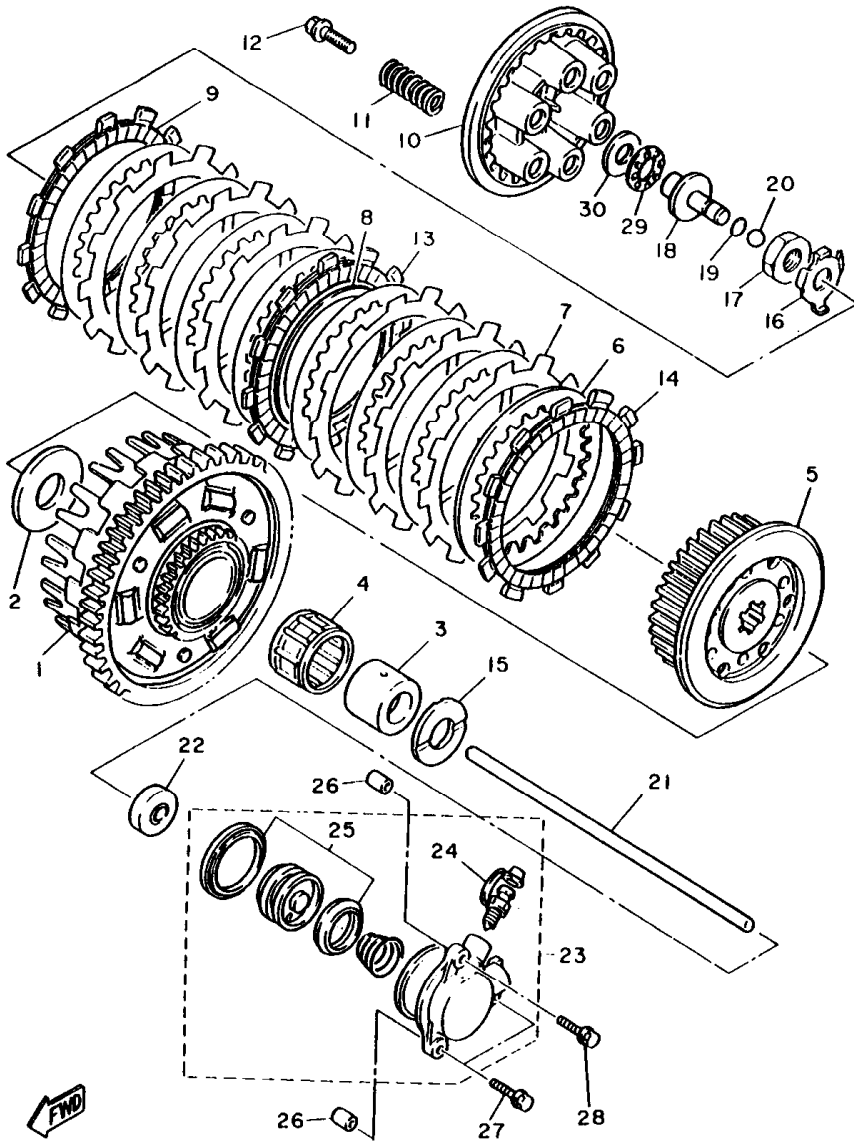
FIG. 15 STARTER



3KS351-9150

REF. NO.	PART NO.	DESCRIPTION	Q'TY	REMARKS
1	3GM-15512-00	GEAR, idler 1	1	
2	51Y-15521-00	SHAFT 1	1	
3	3GM-15517-00	GEAR, idler 2	1	
4	3GM-15580-00	STARTER CLUTCH OUTER ASSY	1	
5	93615-12088	.PIN, dowel	3	
6	1J7-15583-01	.CAP, starter clutch spring	3	
7	90501-04623	.SPRING, compression	3	
8	3GM-15524-00	WHEEL, starter	1	
9	90110-08177	BOLT, hexagon socket head	3	
10	4H7-16155-01	ABSORBER 1	4	
11	3GM-15689-00	RETAINER	1	
12	3GM-15519-00	SPROCKET, starter 2	1	
13	3GM-15522-00	SHAFT 2	1	
14	93306-20335	BEARING	1	
15	93306-20541	BEARING (B6205)	1	
16	1AE-15381-00	PLATE, bearing cover	1	
17	95026-06016	BOLT, flange	3	
18	3GM-11474-00	GUIDE, upper	1	
19	95816-06014	BOLT, flange	2	
20	36Y-11456-00	CHAIN, primary	1	

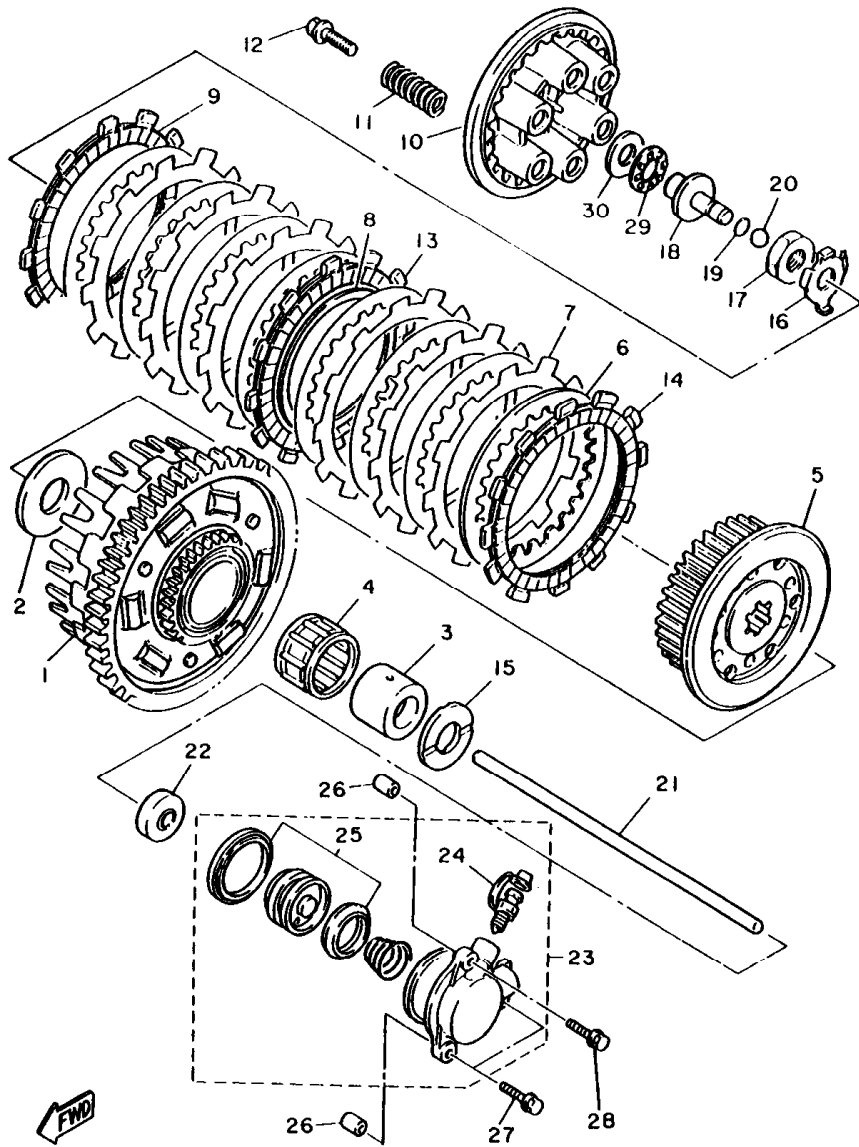
FIG. 16 CLUTCH



3LE332-9160

REF. NO.	PART NO.	DESCRIPTION	Q'TY	REMARKS
1	3GM-16150-00	PRIMARY DRIVEN GEAR COMP.	1	
2	1AE-16154-00	PLATE, thrust 1	1	
3	90560-25270	SPACER	1	
4	93310-340N8	BEARING, cylindrical	1	
5	3GM-16371-00	BOSS, clutch	1	
6	31A-16325-00	PLATE, clutch 2	8	
7	4H7-16321-00	PLATE, friction	6	
8	5Y1-16383-00	SPRING, clutch boss	1	
9	31A-16321-00	PLATE, friction	1	
10	3GM-16351-00	PLATE, pressure 1	1	
11	90501-230E4	SPRING, compression	6	
12	90159-06123	SCREW, with washer	6	
13	5Y1-16331-01	PLATE, friction 2	1	
14	3GM-16321-00	PLATE, friction	1	
15	1AE-16164-00	PLATE, thrust 2	1	
16	90215-20231	WASHER, lock	1	
17	90170-20327	NUT	1	
18	1LJ-16356-00	ROD, push 1	1	
19	93210-06632	O-RING	1	
20	93511-32027	BALL	1	
21	1AE-16357-00	ROD, push 2	1	
22	93109-08061	OIL SEAL	1	
23	1TV-16381-00	PUSH LEVER COMP.	1	
24	36Y-W0048-00	.BREED SCREW KIT	1	
25	26H-W0098-00	.PUSH LEVER SEAL KIT	1	
26	91810-18013	PIN, dowel	2	
27	95026-06030	BOLT, flange	2	
28	95026-06090	BOLT, flange	1	

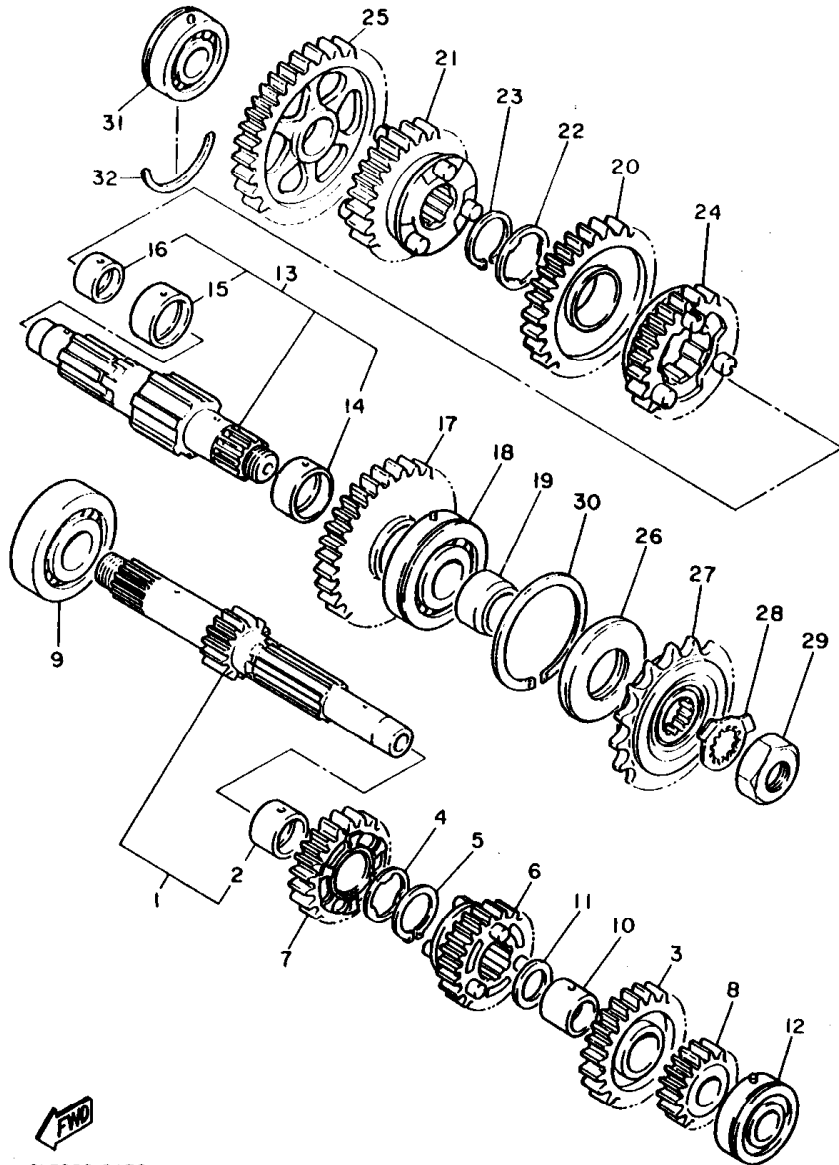
FIG. 16 CLUTCH



3LE332-9160

REF. NO.	PART NO.	DESCRIPTION	Q'TY	REMARKS
29	93340-21505	BEARING	1	
30	90201-150H2	WASHER, plate	1	

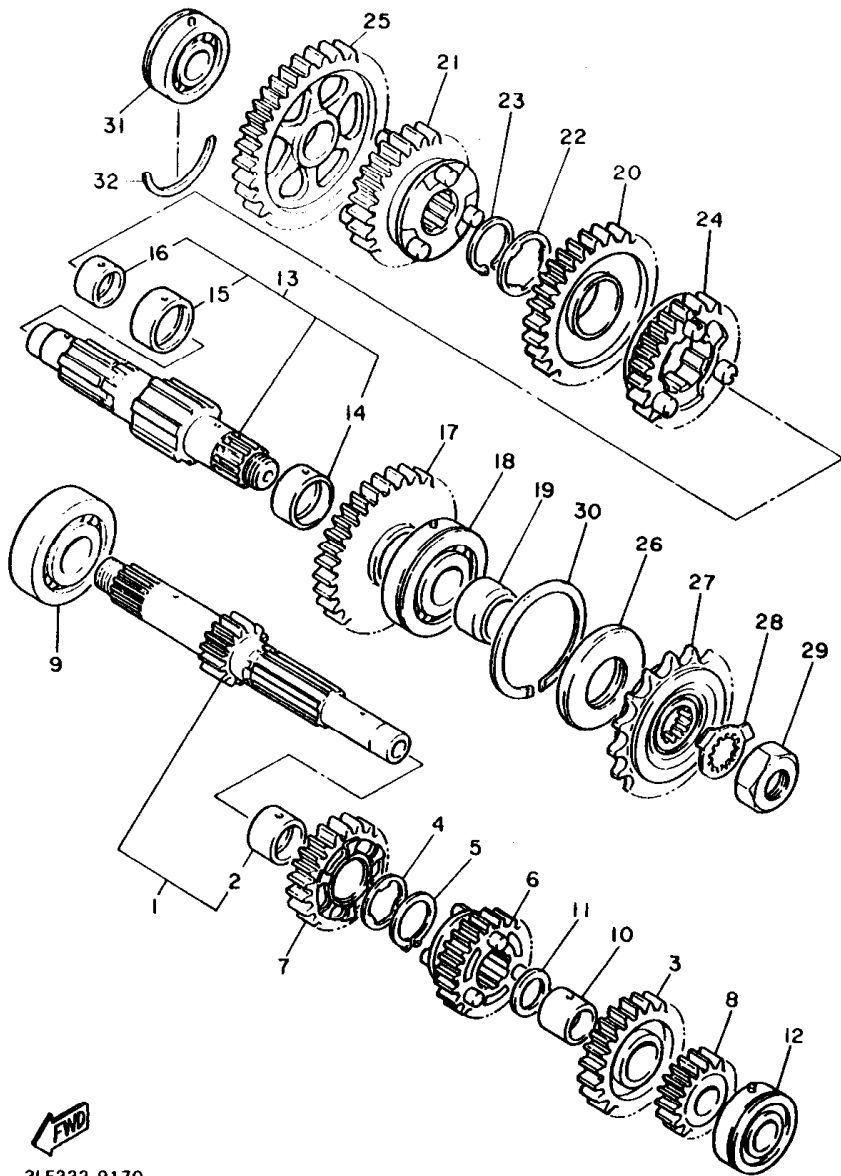
FIG. 17 TRANSMISSION



REF. NO.	PART NO.	DESCRIPTION	Q'TY	REMARKS
1	2GH-W1741-00	MAIN AXLE ASSY (14T)	1	
2	90387-253M6	.COLLAR	1	
3	2GH-17151-00	GEAR, 5th pinion (27T)	1	
4	90209-22191	WASHER	1	
5	93440-25084	CIRCLIP	1	
6	2GH-17131-00	GEAR, 3rd pinion (21T)	1	
7	2GH-17141-00	GEAR, 4th pinion (23T)	1	
8	2GH-17121-00	GEAR, 2nd pinion (18T)	1	
9	93306-30525	BEARING (B6305)	1	
10	90387-203M7	COLLAR	1	
11	90201-200K3	WASHER, plate	1	
12	93306-20455	BEARING	1	
13	3GM-W1742-00	DRIVE AXLE ASSY	1	
14	90387-271T7	.COLLAR	1	
15	90387-281T8	.COLLAR	1	
16	90387-211T9	.COLLAR	1	
17	3GM-17221-00	GEAR, 2nd wheel (32T)	1	
18	93305-30501	BEARING	1	
19	90387-255V9	COLLAR	1	
20	3GM-17231-00	GEAR, 3rd wheel (29T)	1	
21	3GM-17241-00	GEAR, 4th wheel (27T)	1	
22	90209-25196	WASHER	1	
23	93440-28062	CIRCLIP	1	
24	3GM-17251-00	GEAR, 5th wheel (28T)	1	
25	2GH-17211-00	GEAR, 1st wheel (36T)	1	
26	93102-35423	OIL SEAL	1	
27	2GH-17460-11	SPROCKET, drive	1	
28	90215-21022	WASHER, lock	1	



FIG. 17 TRANSMISSION

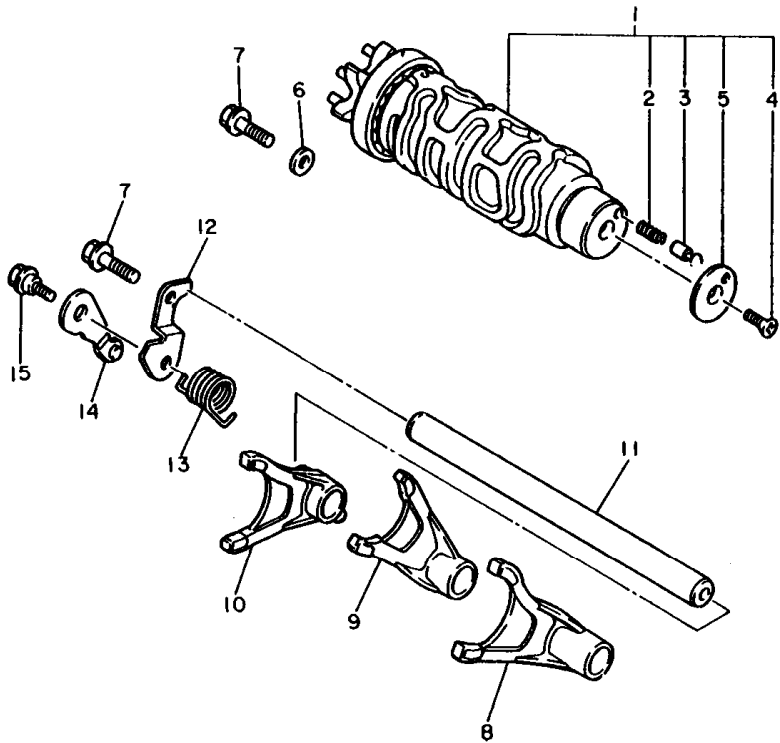


REF. NO.	PART NO.	DESCRIPTION	Q'TY	REMARKS
29	90179-18020	NUT	1	
30	278-17424-01	CIRCLIP 1	1	
31	93306-20455	BEARING	1	
32	93440-45144	CIRCLIP	1	

FWD
3LE332-9170

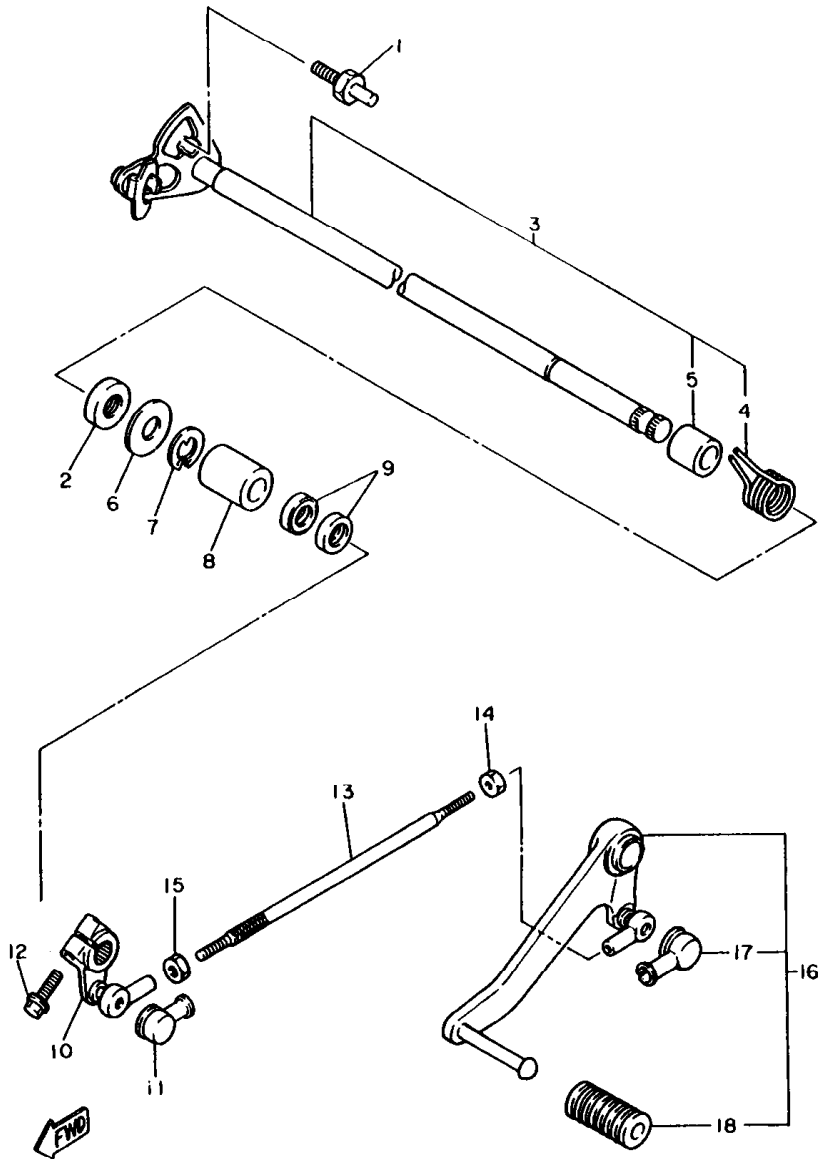
FIG. 18 SHIFT CAM • FORK

REF. NO.	PART NO.	DESCRIPTION	Q'TY	REMARKS
1	2GH-18540-00	SHIFT CAM ASSY	1	
2	90501-06022	.SPRING, compression	1	
3	278-18542-00	.POINT, neutral	1	
4	98701-05012	.SCREW, flat head	1	
5	278-18566-00	.PLATE, side 2	1	
6	90201-06643	WASHER, plate	1	
7	95822-06016	BOLT, flange	2	
8	2GH-18511-00	FORK, shift 1	1	
9	2GH-18512-00	FORK, shift 2	1	
10	2GH-18513-00	FORK, shift 3	1	
11	12R-18531-00	BAR, shift fork guide 1	1	
12	1AE-18536-00	STOPPER, shift bar	1	
13	90508-26681	SPRING, torsion	1	
14	36Y-18140-00	STOPPER LEVER ASSY	1	
15	90109-063F8	BOLT	1	



1FN310-5180

FIG. 19 SHIFT SHAFT



3LF351-0190

REF. NO.	PART NO.	DESCRIPTION	Q'TY	REMARKS
1	4G0-18127-00	STOPPER, screw	1	
2	93102-12106	OIL SEAL (SD 12-22-5 HS)	1	
3	1AE-18101-00	SHIFT SHAFT ASSY	1	
4	90508-32682	.SPRING, torsion	1	
5	90387-114K8	.COLLAR	1	
6	90201-12575	WASHER, plate	1	
7	99001-10600	CIRCLIP	1	
8	90560-12191	SPACER	1	
9	93109-12053	OIL SEAL (SDO 12/18/4-1)	2	
10	2GH-18112-01	ARM, shift	1	
11	2H9-18154-00	COVER, dust	1	
12	91026-06020	BOLT	1	
13	46X-18115-00	ROD, shift	1	
14	90170-06228	NUT	1	
15	95303-06700	NUT	1	
16	2GH-18110-00	SHIFT PEDAL ASSY	1	
17	2H9-18154-00	.COVER, dust	1	
18	132-18113-01	.COVER, shift pedal	1	

FIG. 20 FRAME

REF. NO.	PART NO.	DESCRIPTION	Q'TY	REMARKS
1	3LK-21110-00	FRAME COMP.	1	
2	3GM-21190-00-33	REAR FRAME COMP.	1	YAMAHA BLACK
3	90105-10459	BOLT, washer based	4	
4	91316-10045	BOLT	2	
5	90110-10168	BOLT, hexagon socket head	2	
6	90387-115V8	COLLAR	4	
7	90387-105V7	COLLAR	1	
8	90179-10590	NUT	1	
9	90110-10169	BOLT, hexagon socket head	1	
10	3GM-21348-01	BRACKET, tank fitting	1	
11	3GM-21347-00	BRACKET, tank fitting	1	
12	97001-08035	BOLT	2	
13	97003-06012	BOLT	4	
14	92990-06600	WASHER, plate	4	
15	3GM-21548-00	CLAMP	1	
16	90338-15202	PLUG	3	
17	2GH-2117T-00	COVER 5	1	
18	90105-10559	BOLT, washer based	1	
19	90179-10247	NUT	1	
20	97006-08035	BOLT	2	
21	92990-08200	WASHER, plain	6	
22	97021-08035	BOLT	4	
23	3GM-2136A-00	BRACKET, cooler 1	1	
24	97003-06012	BOLT	4	
25	92990-06600	WASHER, plate	4	
26	3GM-2117M-00	COVER 2	1	
27	90267-40076	RIVET, blind	4	
28	2GH-15365-00	GROMMET	2	

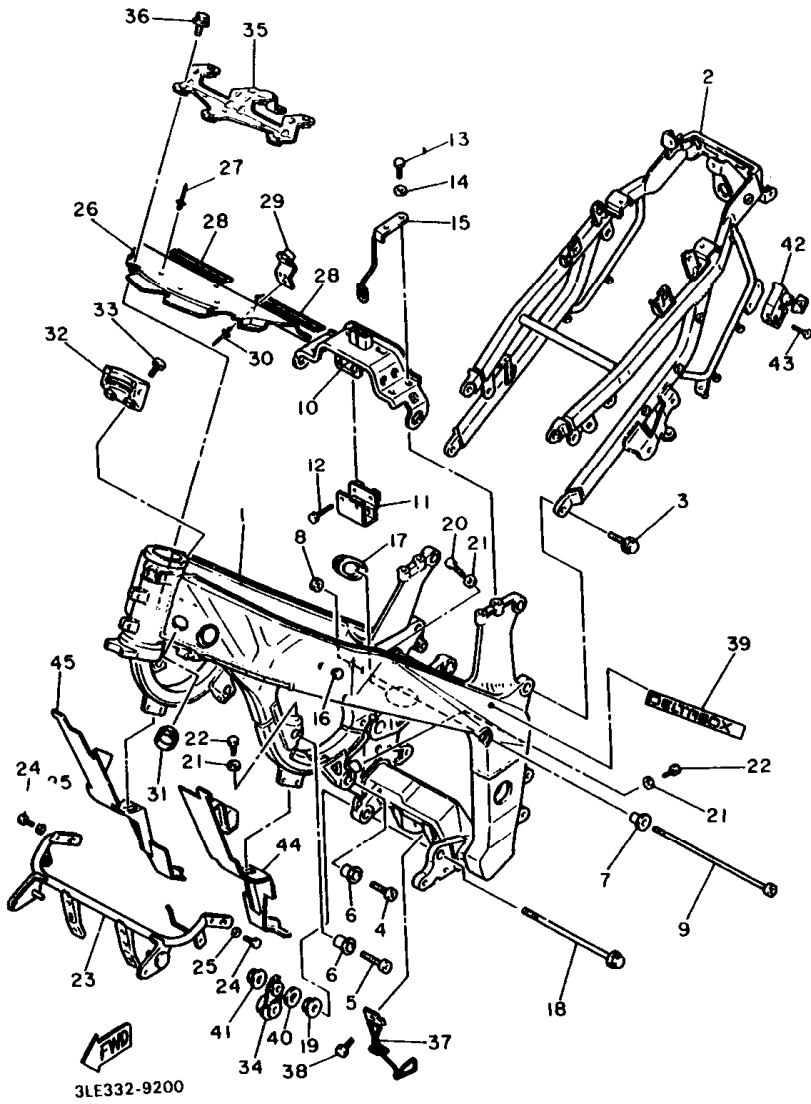
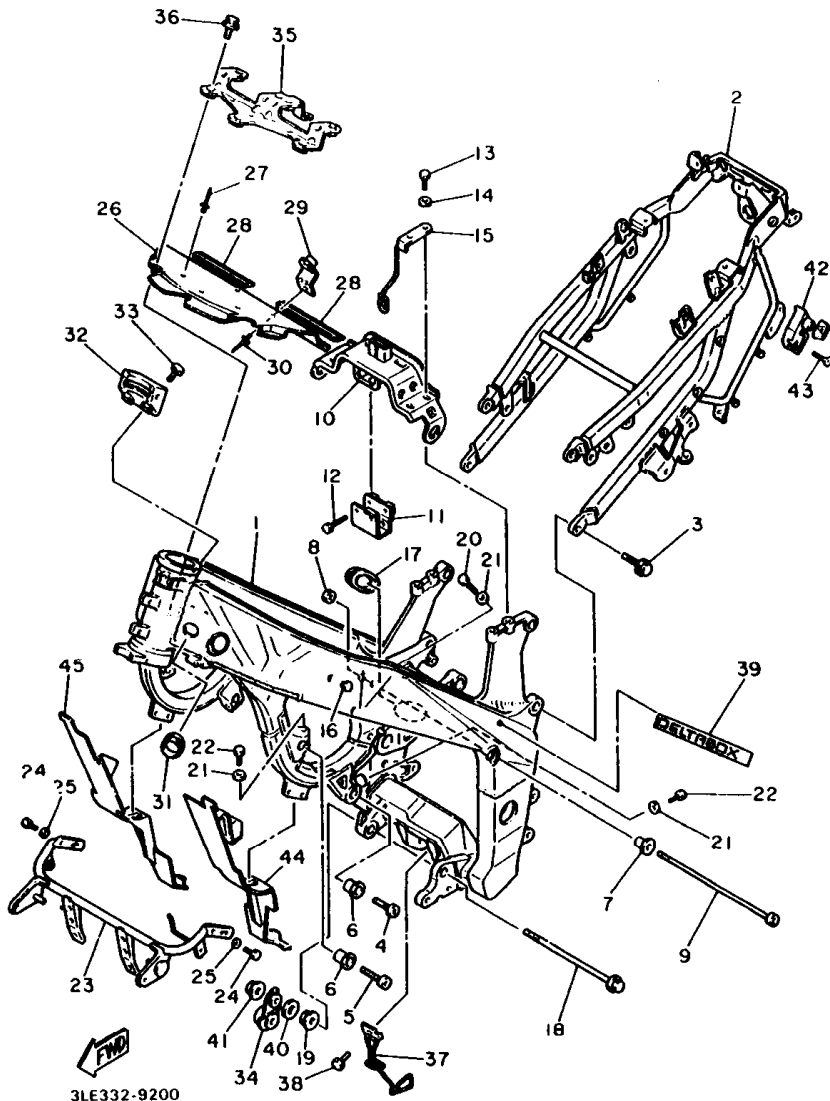
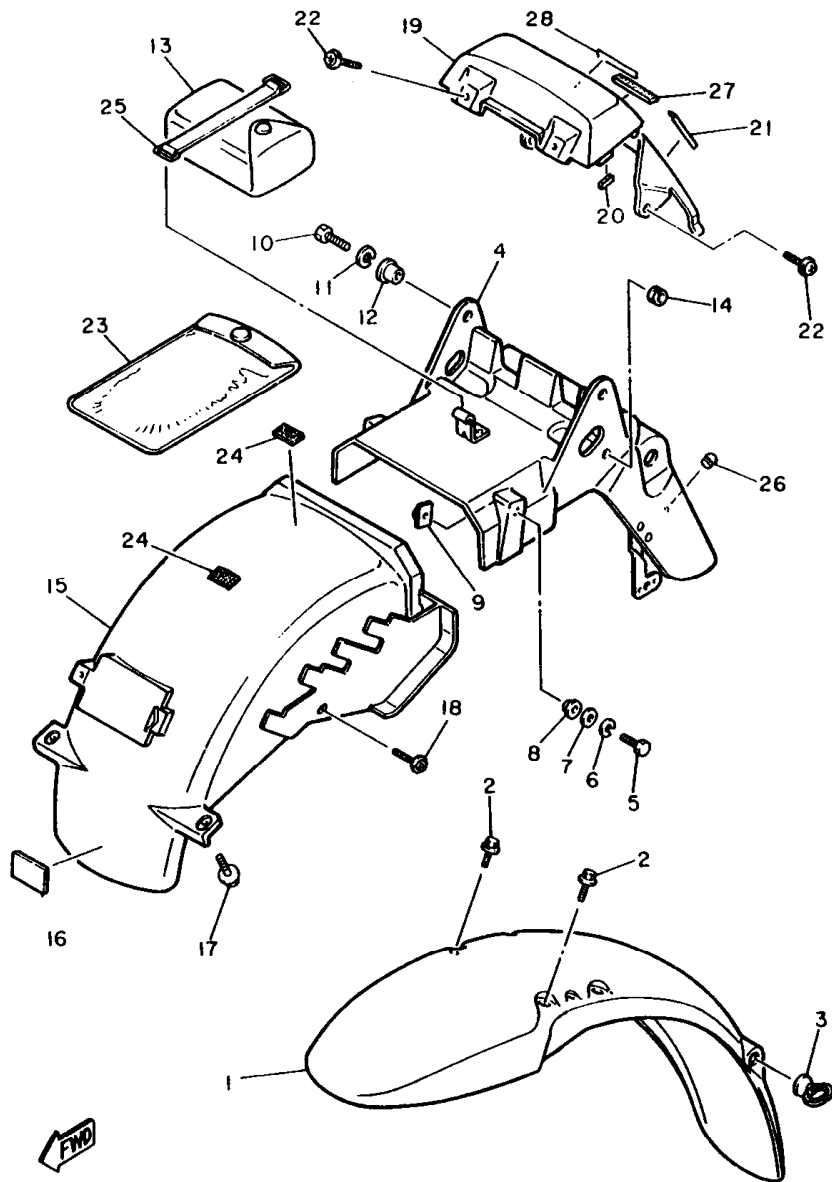


FIG. 20 FRAME



REF. NO.	PART NO.	DESCRIPTION	Q'TY	REMARKS
29	3GM-2117A-00	STAY	2	
30	90287-40114	RIVET, blind	2	
31	90480-35526	GROMMET	2	
32	3GM-21345-00	BRACKET, tank fitting	1	
33	91316-08016	BOLT	2	
34	3GM-21446-02	STAY, muffler 2	1	
35	3GM-21359-00	BRACKET, coil	1	
36	90119-06114	BOLT, with washer	3	
37	3GM-21149-00	BRACKET, battery box	1	
38	91026-06010	BOLT	1	
39	1RK-2118E-00	EMBLEM 1	2	
40	90201-101J1	WASHER, plate	1	
41	95701-10500	NUT, flange	1	
42	26H-21308-00	HELMET HANGER ASSY	1	
43	90149-06150	SCREW	1	
44	3GM-28396-00	PLATE 1	1	
45	3GM-28397-00	PLATE 2	1	

FIG. 21 FENDER



REF. NO.	PART NO.	DESCRIPTION	Q'TY	REMARKS
1	3GM-W2151-00-PO	FRONT FENDER COMP.	1	BLACK METALLIC 2
2	90105-06564	BOLT, washer based	4	
3	1A8-21518-00	HOLDER, cable	1	
4	3LK-W2161-00	REAR FENDER COMP.	1	
5	97001-06020	BOLT	2	
6	92990-06100	WASHER, spring	2	
7	92901-06600	WASHER, plate	2	
8	90387-061M0	COLLAR	2	
9	31A-14477-00	PLATE	2	
10	97313-06016	BOLT	2	
11	92990-06100	WASHER, spring	2	
12	90387-064L2	COLLAR	2	
13	3GM-28100-00	TOOL KIT	1	
14	90480-10258	GROMMET	2	
15	3GM-21629-00	GUARD, mud	1	
16	2JG-21638-00	DAMPER 1	1	
17	90119-06052	BOLT, with washer	2	
18	90159-06056	SCREW, with washer	1	
19	3GM-21651-00-PO	COVER, rear fender	1	BLACK METALLIC 2
20	2GH-21732-00	SEAL 1	2	
21	2GH-21735-00	SEAL 2	2	
22	90159-06042	SCREW, with washer	4	
23	4K5-28186-00	POUCH	1	
24	4K5-2814E-10	HOOK	2	
25	122-82131-00	BAND, battery	1	
26	4G0-21639-00	DAMPER 2	1	
27	J44-78248-00	SEAL 4	1	
28	99236-00020	EMBLEM, yamaha	1	

FIG. 22 SIDE COVER

REF. NO.	PART NO.	DESCRIPTION	Q'TY	REMARKS
1	3GM-Y2171-40-P0	COVER, side 1	1	BLACK METALLIC 2
2	2GH-21732-00	.SEAL 1	1	
3	3GM-2173L-50	.GRAPHIC SET 1	1	
4	3GM-21781-50	.EMBLEM 1	1	
5	3GM-21782-50	.EMBLEM 2	1	
6	90159-06033	SCREW, with washer	1	
7	90480-14074	GROMMET	1	
8	90480-12320	GROMMET	1	
9	90480-22084	GROMMET	1	
10	3GM-Y2172-40-P0	COVER, side 2	1	BLACK METALLIC 2
11	2GH-21732-00	.SEAL 1	1	
12	3GM-2174L-50	.GRAPHIC SET 2	1	
13	3GM-21782-50	.EMBLEM 2	1	
14	90159-06033	SCREW, with washer	1	
15	90480-14074	GROMMET	1	
16	90480-12320	GROMMET	1	
17	90480-22084	GROMMET	1	
18	3GM-21240-00	BOX COMP.	1	
19	90119-06097	BOLT, with washer	2	
20	90387-060A7	COLLAR	2	
21	90480-16233	GROMMET	2	
22	95701-06500	NUT, flange	2	
23	3GM-21249-00	BRACKET	1	
24	95801-06012	BOLT, flange	2	
25	90480-23192	GROMMET	1	
26	2GH-21871-00	TANK, recovery	1	
27	90159-06056	SCREW, with washer	2	
28	4L0-21875-00	CAP	1	

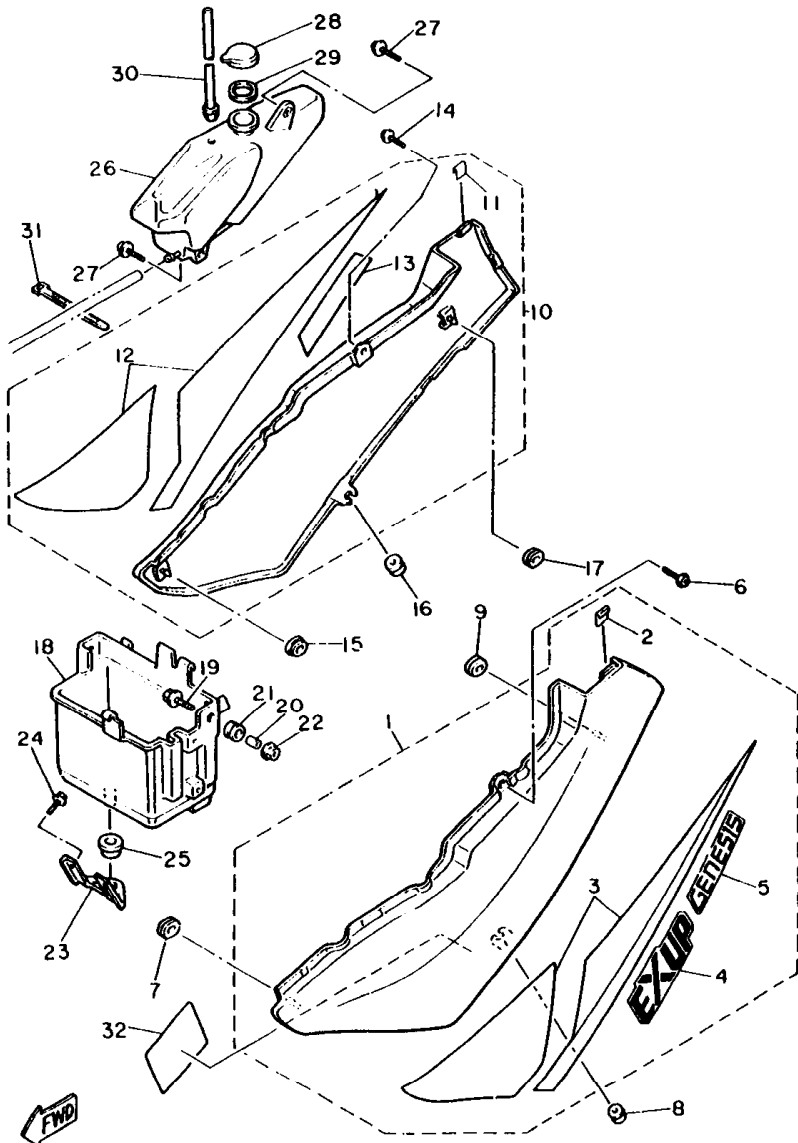
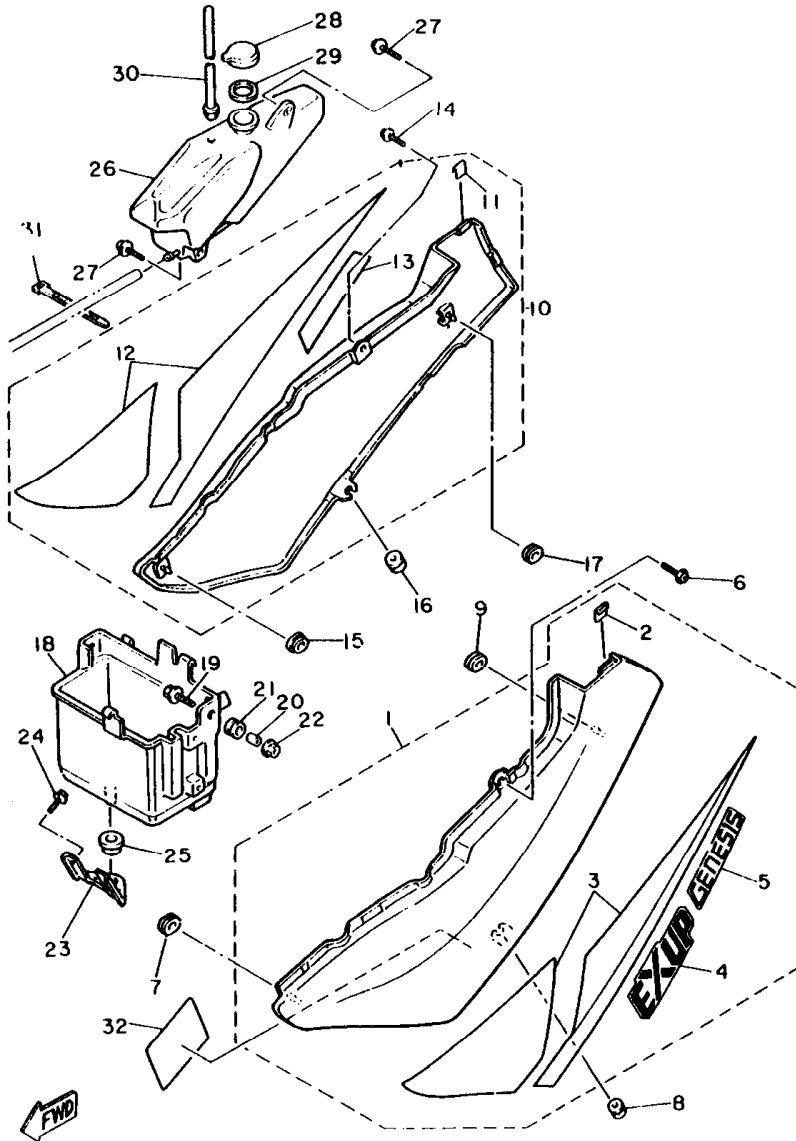


FIG. 22 SIDE COVER



REF. NO.	PART NO.	DESCRIPTION	Q'TY	REMARKS
29	1AA-21874-00	GASKET	1	
30	3GM-21816-00	PIPE 1	1	
31	437-83936-10	BAND, switch cord	1	
32	3LK-2179V-10	PLATE, epa non cal.	1	UR NON CAL
	3LK-2179R-10	PLATE, epa cal.	1	UR CALIFORNIA ONLY

FIG. 23 REAR ARM

REF. NO.	PART NO.	DESCRIPTION	Q'TY	REMARKS
1	3GM-22110-00	REAR ARM COMP.	1	
2	3GM-22184-00	BUSH	1	
3	93317-52865	BEARING, cylindrical	2	
4	3GM-22127-00	SHIM	2	
5	3GM-22128-00	COVER, thrust 1	2	
6	3GM-22141-00	SHAFT, pivot	1	
7	90185-18104	NUT, self-locking	1	
8	90201-186M4	WASHER, plate	1	
9	3GM-2217A-00	ARM, relay	1	
10	3GM-2217M-00	ARM 1	2	
11	90101-12673	BOLT	2	
12	90387-126T1	COLLAR	2	
13	90201-126A7	WASHER, plate	2	
14	95611-12100	NUT, u	2	
15	93317-41761	BEARING, cylindrical	4	
16	90109-101F1	BOLT	1	
17	90387-100T8	COLLAR	1	
18	95601-10200	NUT, self-locking	1	
19	93317-42060	BEARING, cylindrical	1	
20	90101-10659	BOLT	1	
21	90387-124W2	COLLAR	2	
22	90201-10437	WASHER, plate	1	
23	95611-10100	NUT, u	1	
24	93101-16131	OIL SEAL	2	
25	93399-99919	BEARING	1	
26	3GM-22311-00	CASE, chain	1	
27	90159-06084	SCREW, with washer	1	
28	90159-06108	SCREW, with washer	1	

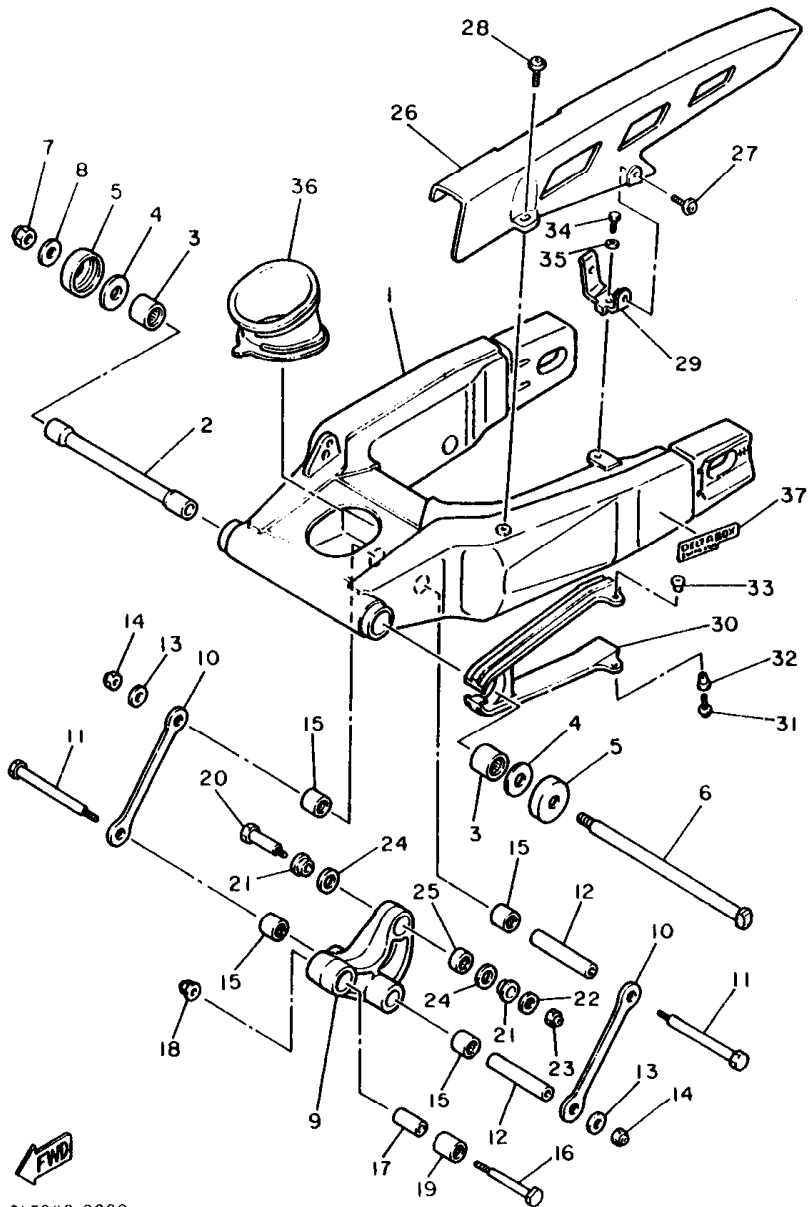
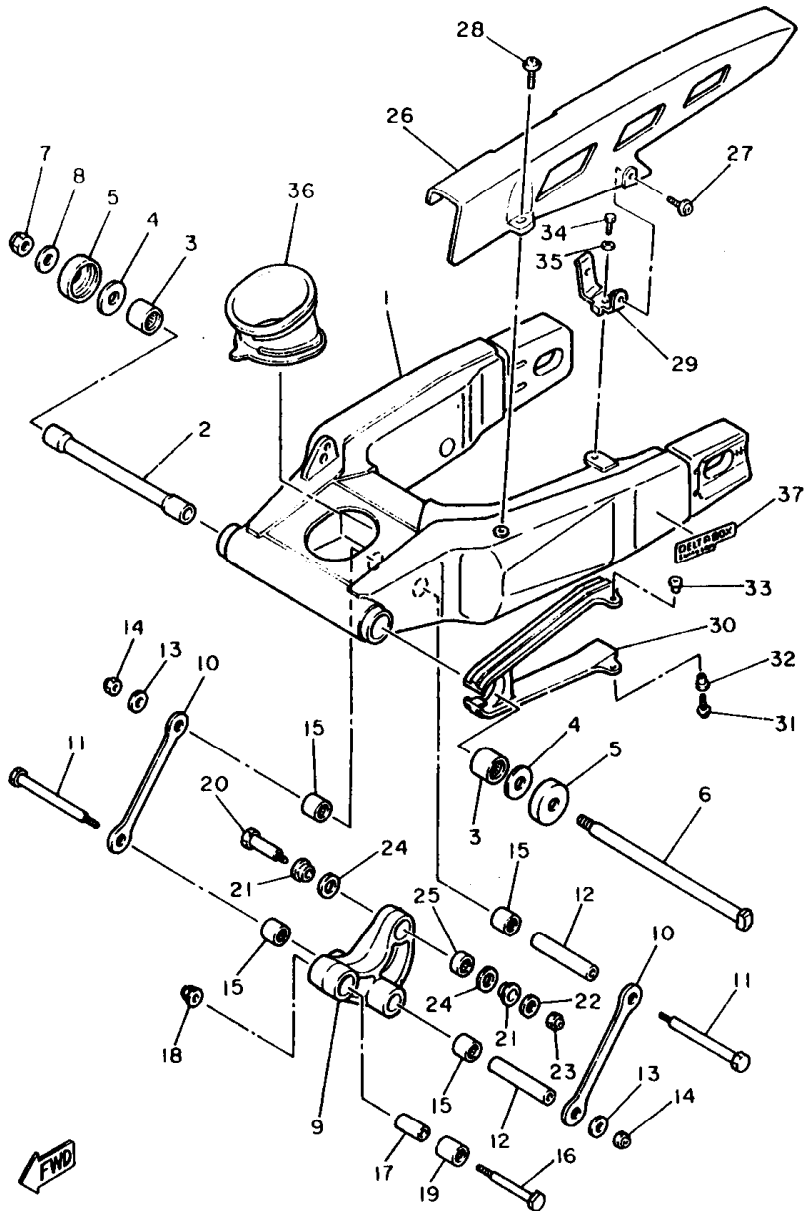
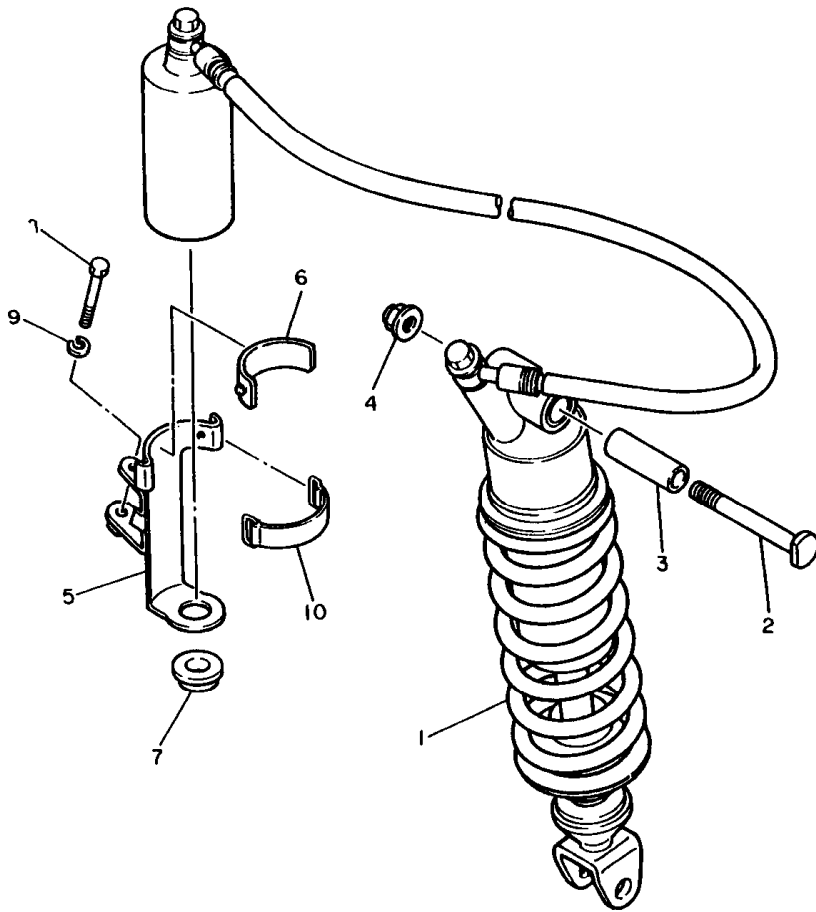


FIG. 23 REAR ARM



REF. NO.	PART NO.	DESCRIPTION	Q'TY	REMARKS
29	3GM-22321-00	STAY, chain case 1	1	
30	3GM-22151-00	SEAL, guard	1	
31	90159-06108	SCREW, with washer	1	
32	90387-06704	COLLAR	1	
33	90387-06216	COLLAR	1	
34	97003-06012	BOLT	1	
35	92990-06100	WASHER, spring	1	
36	3GM-22129-00	COVER, thrust 2	1	
37	3GM-2218A-00	EMBLEM, rear arm	1	

FIG. 24 REAR SUSPENSION

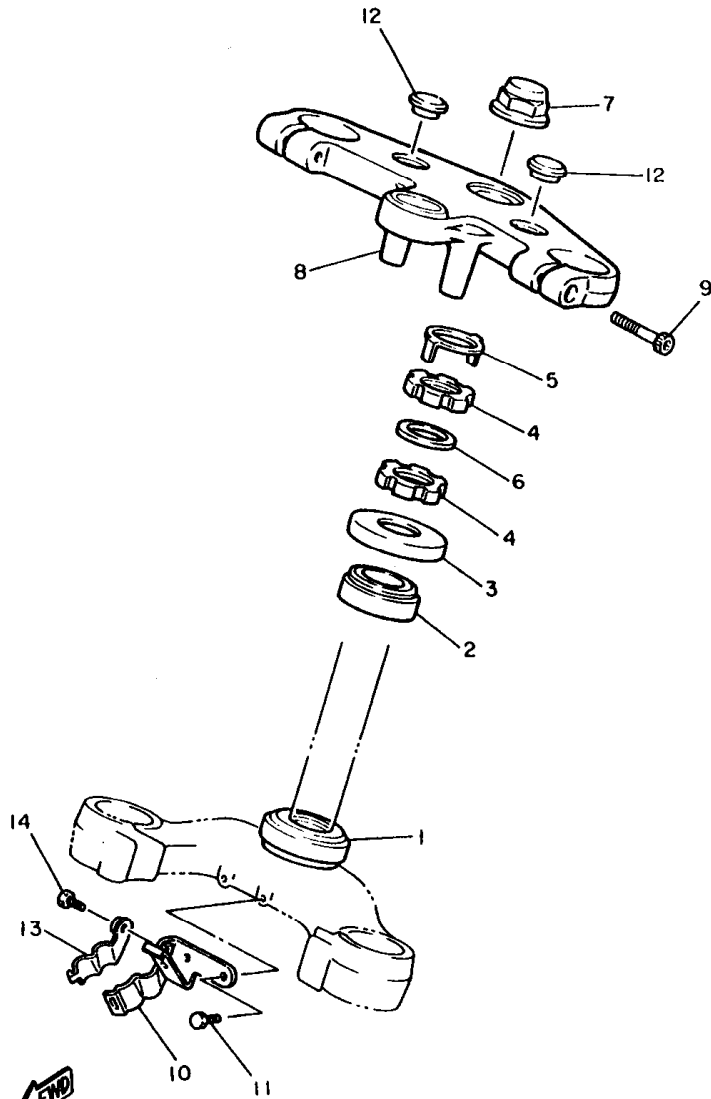


REF. NO.	PART NO.	DESCRIPTION	Q'TY	REMARKS
1	3GM-22210-00	SHOCK ABSORBER ASSY, rear	1	
2	90109-101F1	BOLT	1	
3	90387-102T0	COLLAR	1	
4	95601-10200	NUT, self-locking	1	
5	3GM-22262-00	HOLDER, sub tank	1	
6	24X-22261-00	DAMPER, sub tank	1	
7	90480-17359	GROMMET	1	
8	97001-06040	BOLT	1	
9	92990-06100	WASHER, spring	1	
10	24X-22262-00	HOLDER, sub tank	1	



3LE332-924C

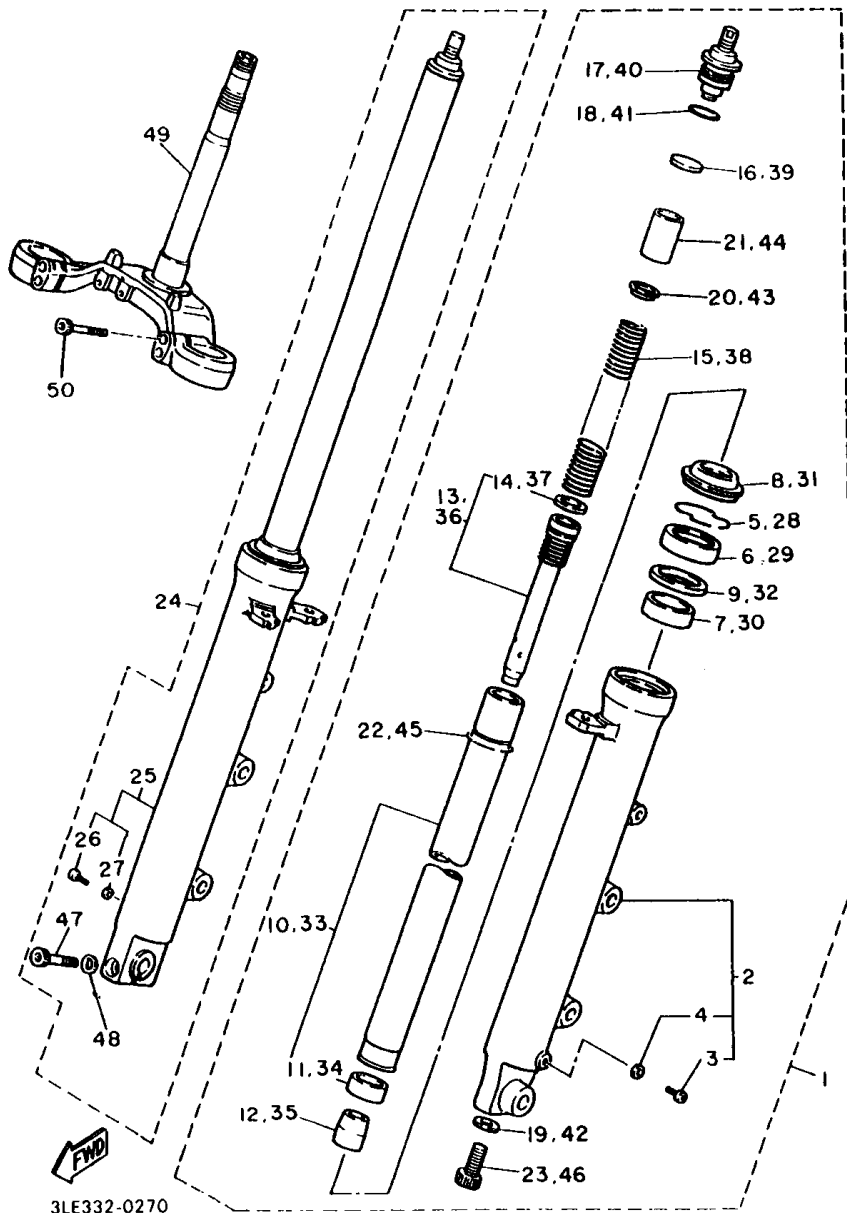
FIG. 25 STEERING



3LE332-9250

REF. NO.	PART NO.	DESCRIPTION	Q'TY	REMARKS
1	93332-00008	BEARING	1	
2	93332-00023	BEARING	1	
3	2GH-23415-10	COVER, ball race 1	1	
4	90179-25033	NUT	2	
5	26H-23418-01	WASHER, special	1	
6	90202-26142	WASHER, plate	1	
7	90176-22050	NUT, crown	1	
8	3GM-W2341-00	CROWN, handle	1	
9	91316-08035	BOLT	2	
10	3GM-23377-00	BRACKET, horn	1	
11	91316-08012	BOLT	2	
12	3GM-23437-00	COVER, crown	2	
13	3GM-23378-00	BRACKET, horn	1	
14	91316-08010	BOLT	1	

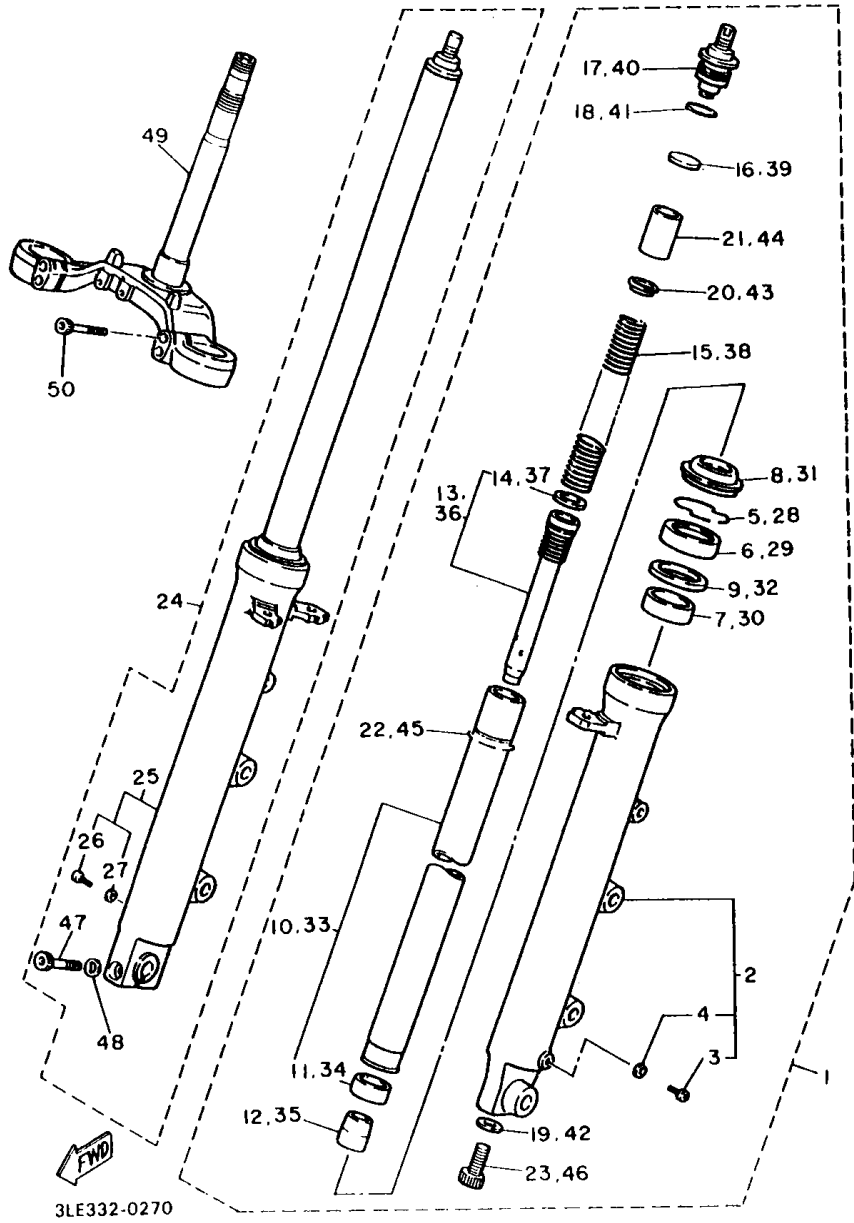
FIG. 26 FRONT FORK



REF. NO.	PART NO.	DESCRIPTION	Q'TY	REMARKS
1	3GM-23102-10	FRONT FORK ASSY (L.H)	1	
2	3GM-23126-00	.TUBE, outer 1	1	
3	4H7-23119-00	..PLUG, drain	1	
4	122-23129-00	..GASKET, drain plug	1	
5	4V4-23153-L0	.RING, snap	1	
6	3GM-23145-00	.OIL SEAL	1	
7	3GM-23125-00	.METAL, slide 1	1	
8	3GM-23144-00	.SEAL, dust	1	
9	4V4-23146-L0	.WASHER, oil seal	1	
10	3GM-23110-00	.INNER TUBE COMP.1	1	
11	3GM-23171-00	..PISTON, front fork	1	
12	3GM-23173-00	.SPINDLE, taper	1	
13	3GM-23170-00	.CYLINDER COMP., front fork	1	
14	3GM-23157-00	..RING, piston	1	
15	3GM-23141-00	.SPRING, front fork	1	
16	3GM-23149-00	.WASHER, spring upper	1	
17	3GM-23111-10	.BOLT, cap	1	
18	4V4-23188-L0	..O-RING	1	
19	4V4-23158-L0	.GASKET	1	
20	3GM-23142-00	.SEAT, spring upper	1	
21	3GM-23118-10	.SPACER	1	
22	3GM-23153-00	.RING, snap	1	
23	4V4-23181-L0	.BOLT, hexagon socket head	1	
24	3GM-23103-10	FRONT FORK ASSY (R.H)	1	
25	3GM-23136-00	.TUBE, outer 2	1	
26	4H7-23119-00	..PLUG, drain	1	
27	122-23129-00	..GASKET, drain plug	1	

3LE332-0270

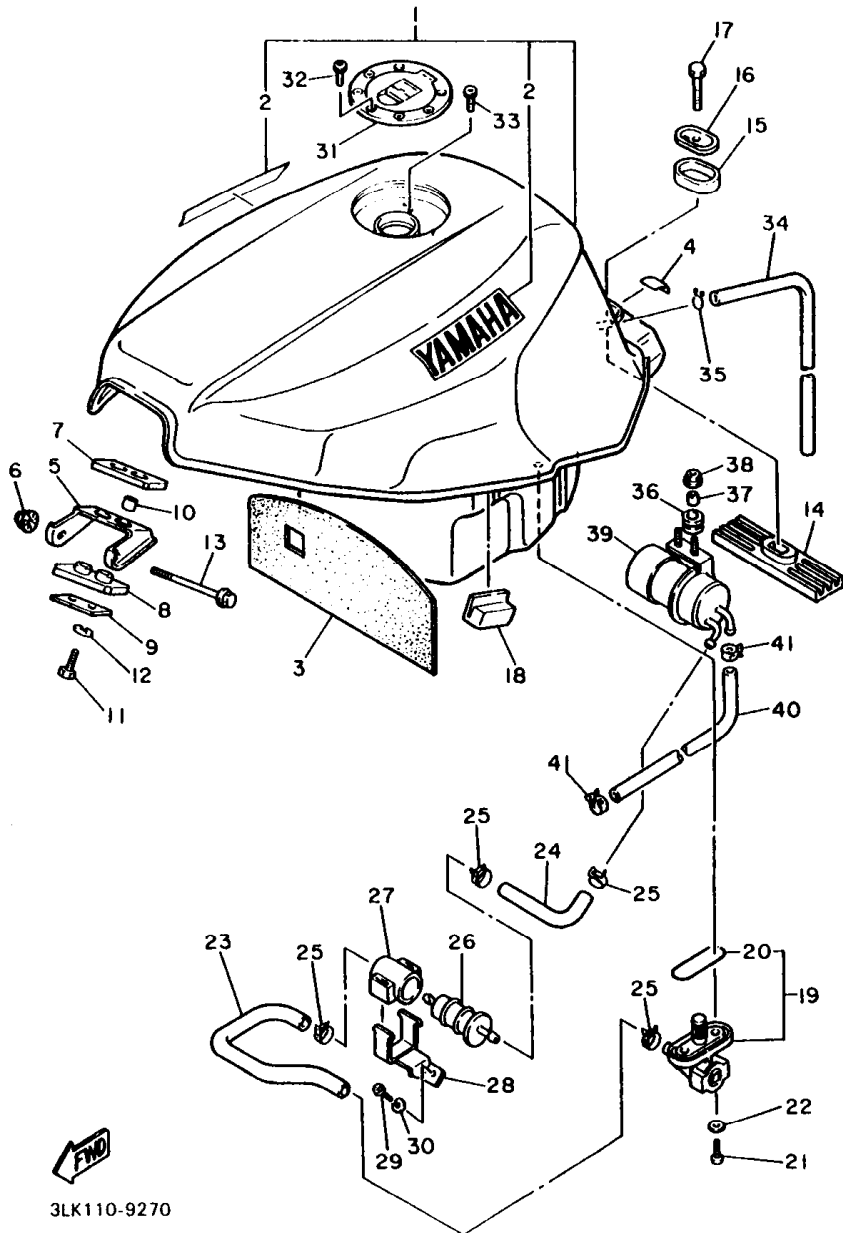
FIG. 26 FRONT FORK



REF. NO.	PART NO.	DESCRIPTION	Q'TY	REMARKS
28	4V4-23153-L0	.RING, snap	1	
29	3GM-23145-00	.OIL SEAL	1	
30	3GM-23125-00	.METAL, slide 1	1	
31	3GM-23144-00	.SEAL, dust	1	
32	4V4-23146-L0	.WASHER, oil seal	1	
33	3GM-23110-00	.INNER TUBE COMP.1	1	
34	3GM-23171-00	..PISTON, front fork	1	
35	3GM-23173-00	.SPINDLE, taper	1	
36	3GM-23170-00	.CYLINDER COMP., front fork	1	
37	3GM-23157-00	..RING, piston	1	
38	3GM-23141-00	.SPRING, front fork	1	
39	3GM-23149-00	.WASHER, spring upper	1	
40	3GM-23111-10	.BOLT, cap	1	
41	4V4-23188-L0	..O-RING	1	
42	4V4-23158-L0	.GASKET	1	
43	3GM-23142-00	.SEAT, spring upper	1	
44	3GM-23118-10	.SPACER	1	
45	3GM-23153-00	.RING, snap	1	
46	4V4-23181-L0	.BOLT, hexagon socket head	1	
47	91311-08045	.BOLT	1	
48	90201-08085	.WASHER, plate	1	
49	3GM-23340-00	UNDER BRACKET COMP.	1	
50	5X3-23181-L0	BOLT, hexagon socket head	4	

3LE332-0270

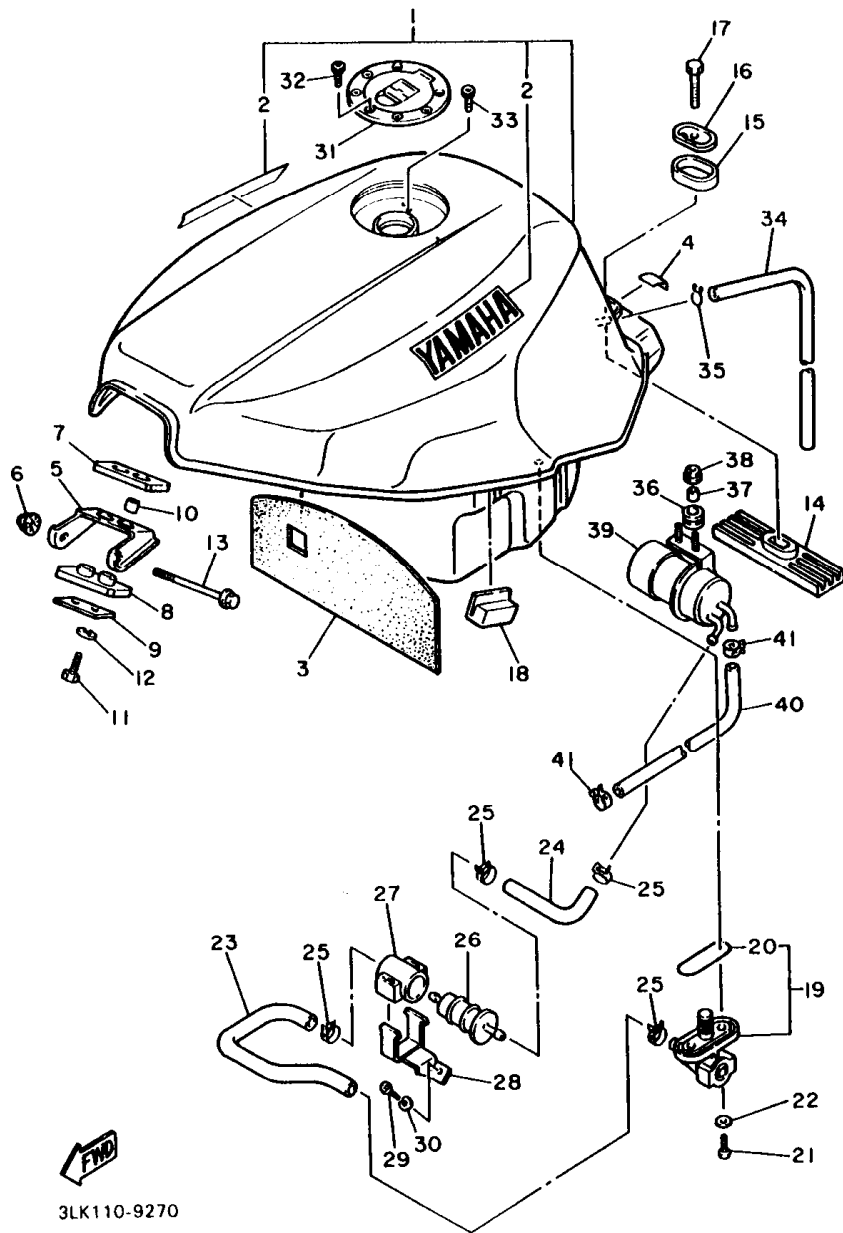
FIG. 27 FUEL TANK



REF. NO.	PART NO.	DESCRIPTION	Q'TY	REMARKS
1	3GM-24110-01-05	FUEL TANK COMP.	1	BLACK METALLIC 2 STAR SILVER
2	99226-00040	.EMBLEM, yamaha	2	
3	3LK-2414J-00	DAMPER, plate 2	1	
4	2GH-21732-00	SEAL 1	1	
5	2GH-24191-00	BRACKET, fuel tank 1	1	
6	95301-06800	NUT, crown	1	
7	2GH-24181-00	DAMPER, locating 1	1	
8	2GH-24183-00	DAMPER, locating 3	1	
9	2GH-24186-00	WASHER, special	1	
10	90387-06553	COLLAR	2	
11	97001-06025	BOLT	2	
12	92990-06100	WASHER, spring	2	
13	95811-06075	BOLT, flange	1	
14	2GH-24184-00	DAMPER, locating 4	1	
15	3Y6-24183-00	DAMPER, locating 3	1	
16	2GH-24187-00	WASHER, special	1	
17	97002-08030	BOLT	1	
18	3GM-24182-00	DAMPER, locating 2	2	
19	26H-24500-00	FUEL COCK ASSY 1	1	
20	214-24512-00	.GASKET	1	
21	90149-06011	SCREW	2	
22	90202-05193	WASHER, plate	2	
23	3GM-24311-00	PIPE, fuel 1	1	
24	3GM-24312-00	PIPE 2	1	
25	90467-12124	CLIP	4	
26	1FK-24560-00	FILTER ASSY	1	
27	1FK-24566-00	BRACKET, filter	1	
28	3GM-24136-00	CLAMP 2	1	

3LK110-9270

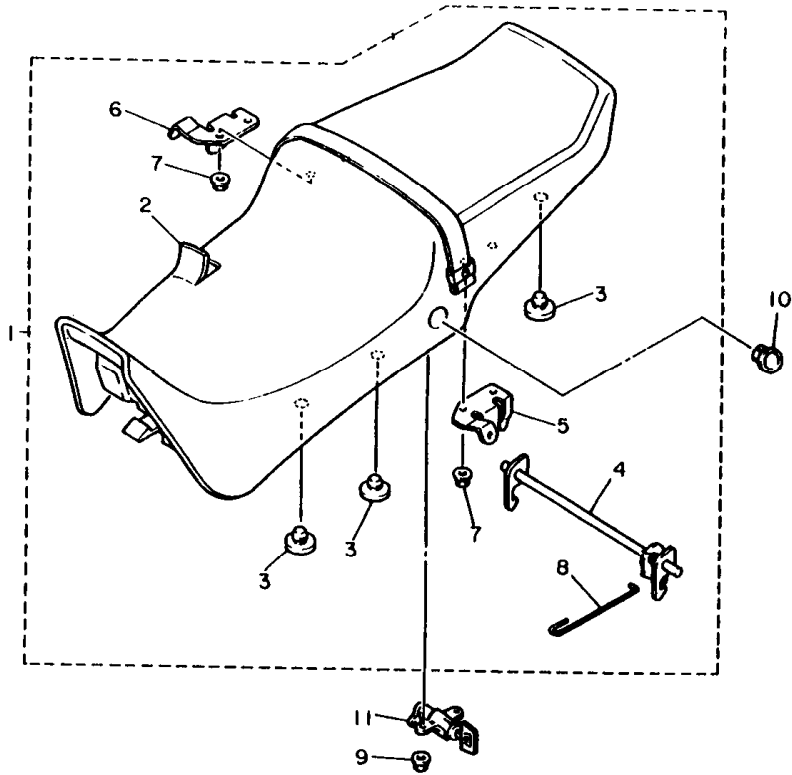
FIG. 27 FUEL TANK



REF. NO.	PART NO.	DESCRIPTION	Q'TY	REMARKS
29	92501-06012	SCREW, pan head	1	
30	92990-06100	WASHER, spring	1	
31	1JK-24602-11	CAP ASSY	1	
32	90110-05112	BOLT, hexagon socket head	3	
33	91311-05010	BOLT	1	
34	90445-102G7	HOSE	1	
35	90467-09006	CLIP	1	
36	90480-13163	GROMMET	2	
37	90387-062L2	COLLAR	2	
38	95701-06500	NUT, flange	2	
39	3GM-13907-00	FUEL PUMP COMP.	1	
40	3GM-14294-00	HOSE	1	
41	90467-13123	CLIP	2	

FIG. 28 SEAT

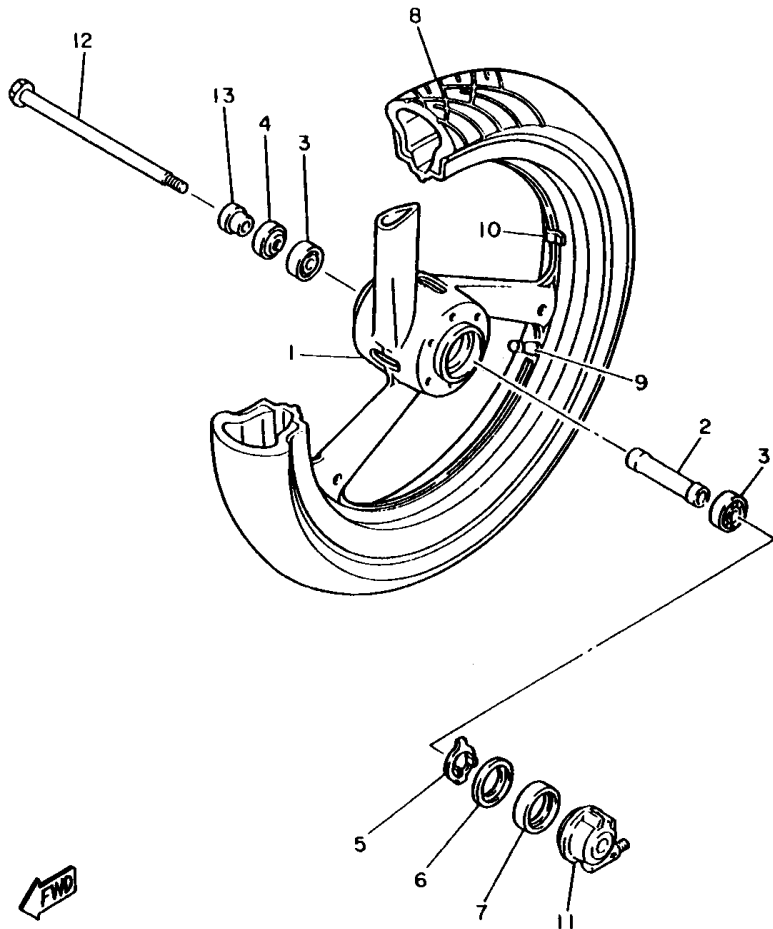
REF. NO.	PART NO.	DESCRIPTION	Q'TY	REMARKS
1	3GM-24730-00	DOUBLE SEAT ASSY	1	
2	3GM-24731-00	.COVER, seat	1	
3	2GH-24741-00	.PAD, seat	6	
4	2GH-24776-00	.LEVER, seat	1	
5	1KT-24718-00	.BRACKET, seat	1	
6	1KT-24728-00	.BRACKET, seat	1	
7	95701-06500	.NUT, flange	4	
8	1JK-2478F-00	.ROD, connecting	1	
9	95701-05500	NUT, flange	2	
10	47X-24796-00	COVER	1	
11	51X-24705-00	SEAT LOCK ASSY	1	



3LK110-9280

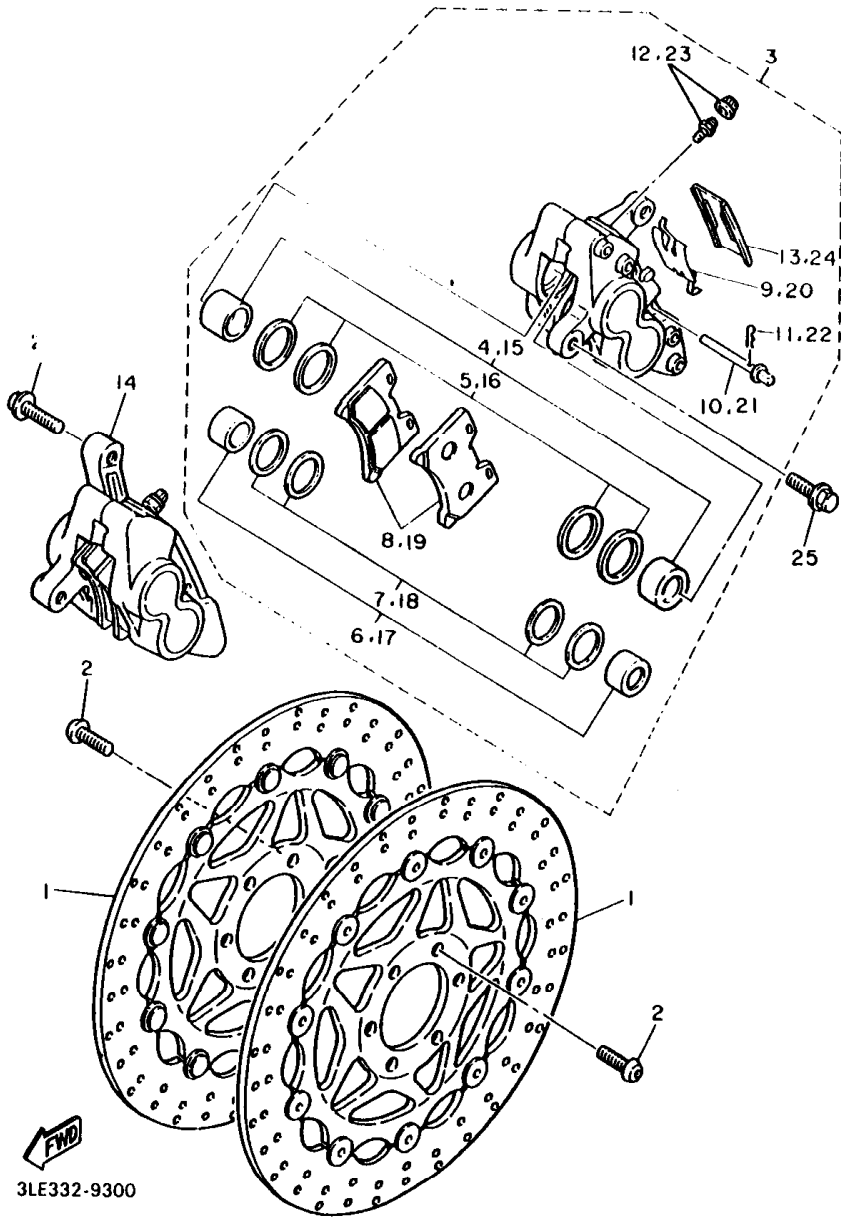
FIG. 29 FRONT WHEEL

REF. NO.	PART NO.	DESCRIPTION	Q'TY	REMARKS
1	3GM-25168-00-WG	CAST WHEEL, front	1	HI TECH SILVER
2	90560-17356	SPACER	1	
3	93306-20310	BEARING (B6203DU)	2	
4	93102-25017	OIL SEAL	1	
5	341-25149-00	CLUTCH, meter	1	
6	341-25846-00	RETAINER, clutch	1	
7	93105-45017	OIL SEAL	1	
8	*	TIRE (130/60 VR17 V280)	1	LM PIRELLI
9	93900-00030	VALVE, rim	1	
10	29L-25398-00	BALANCER, wheel (10G)	1	UN
	29L-25398-10	BALANCER, wheel (20G)	1	UN
	29L-25398-20	BALANCER, wheel (30G)	1	UN
11	3MA-25190-00	GEAR UNIT ASSY	1	
12	3GM-25181-00	AXLE, wheel	1	
13	90387-17530	COLLAR	1	



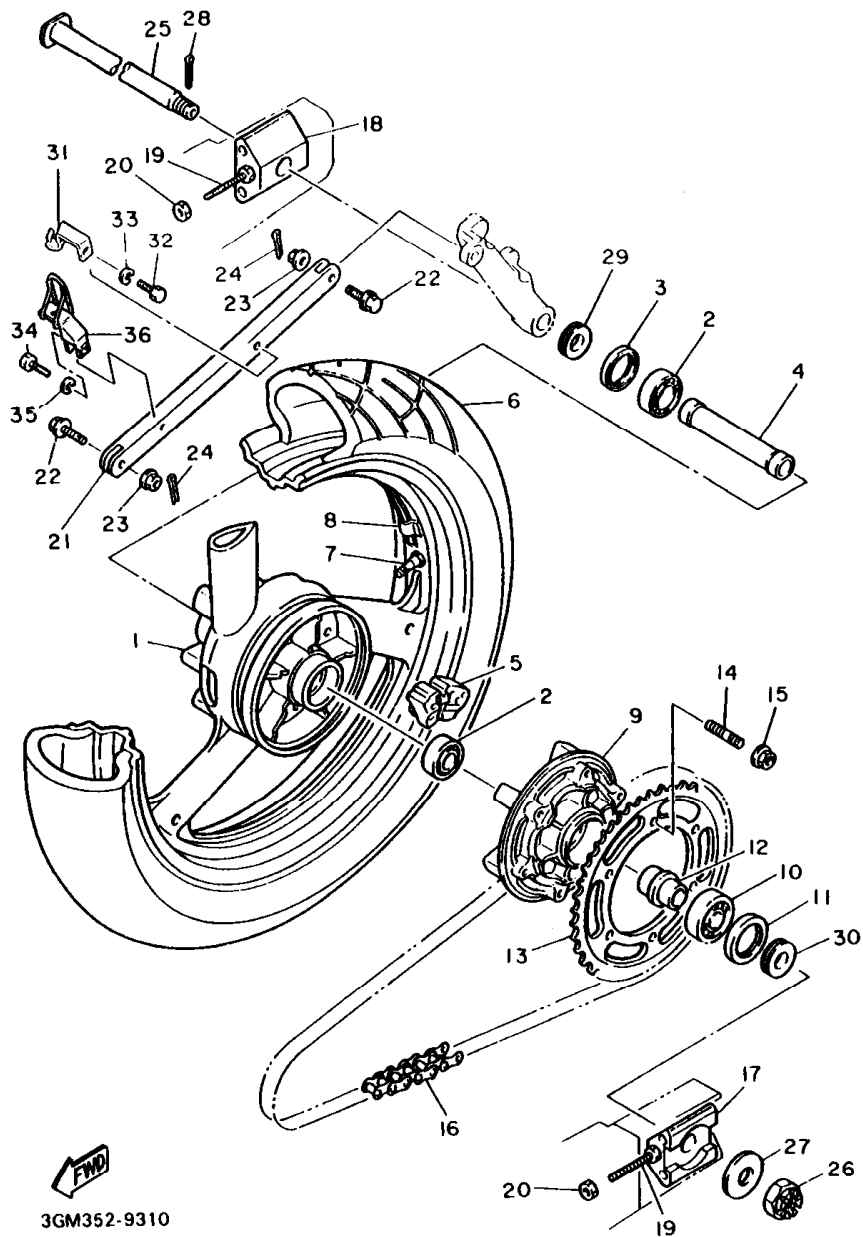
3LE332-9290

FIG. 30 FRONT BRAKE CALIPER



3LE332-9300

REF. NO.	PART NO.	DESCRIPTION	Q'TY	REMARKS
1	3GM-2581T-00	DISC BRAKE ASSY (LEFT)	2	
2	90109-08718	BOLT	12	
3	3GM-2580T-03	CALIPER ASSY (LEFT)	1	SILVER
4	3GM-W0057-00	.PISTON ASSY, caliper	1	
5	3GM-W0047-00	..CALIPER SEAL KIT	1	
6	3GM-W0057-10	.PISTON ASSY, caliper	1	
7	3GM-W0047-10	..CALIPER SEAL KIT	1	
8	3GM-W0045-00	.BRAKE PAD KIT	1	
9	3GM-25919-00	.SUPPORT, pad	1	
10	3GM-25924-00	.PIN, pad	2	
11	1KT-25925-00	.CLIP	2	
12	1J3-W0048-00	.BRED SCREW KIT	1	
13	1KT-25836-00	.COVER, dust	1	
14	3GM-2580U-03	CALIPER ASSY (RIGHT)	1	SILVER
15	3GM-W0057-00	.PISTON ASSY, caliper	1	
16	3GM-W0047-00	..CALIPER SEAL KIT	1	
17	3GM-W0057-10	.PISTON ASSY, caliper	1	
18	3GM-W0047-10	..CALIPER SEAL KIT	1	
19	3GM-W0045-00	.BRAKE PAD KIT	1	
20	3GM-25919-00	.SUPPORT, pad	1	
21	3GM-25924-00	.PIN, pad	2	
22	1KT-25925-00	.CLIP	2	
23	1J3-W0048-00	.BRED SCREW KIT	1	
24	1KT-25836-00	.COVER, dust	1	
25	90105-10308	BOLT, washer based	4	

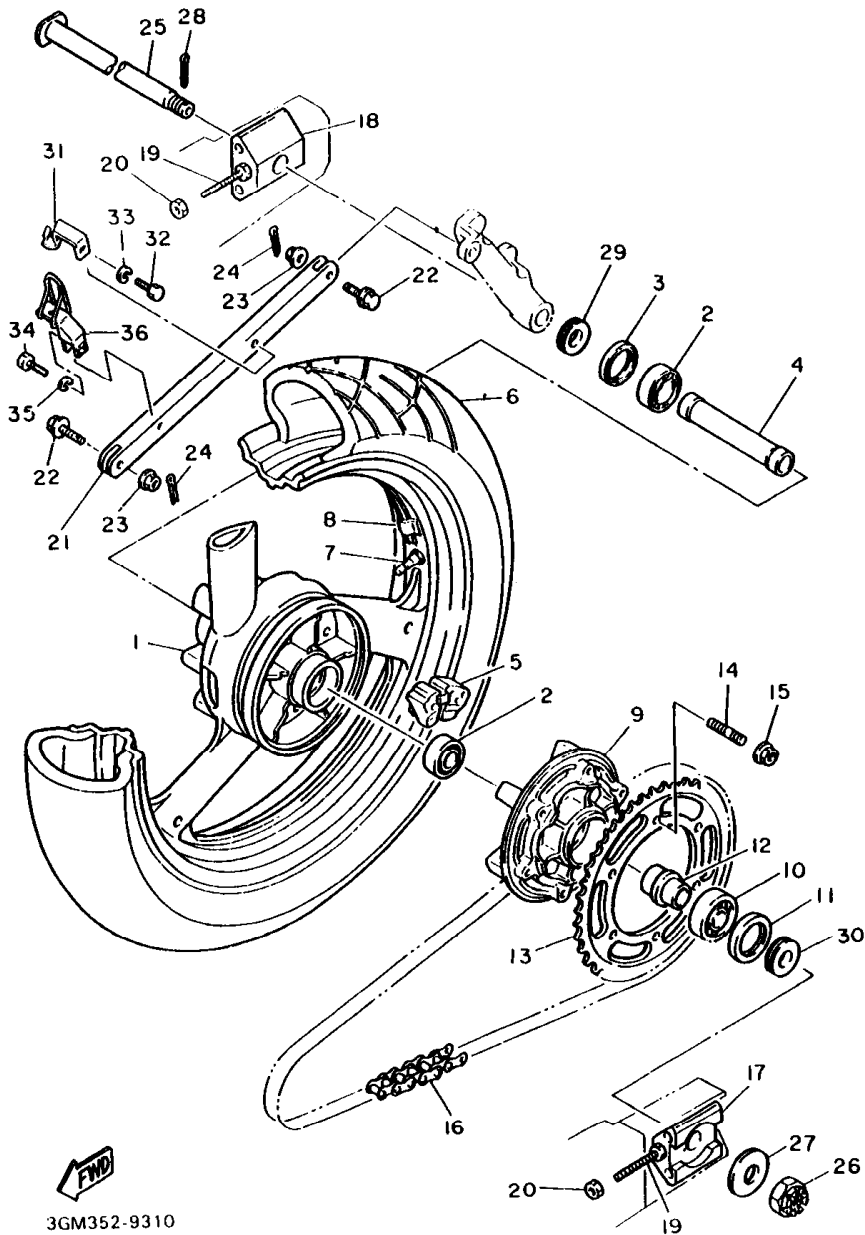


3GM352-9310

FIG. 31 REAR WHEEL

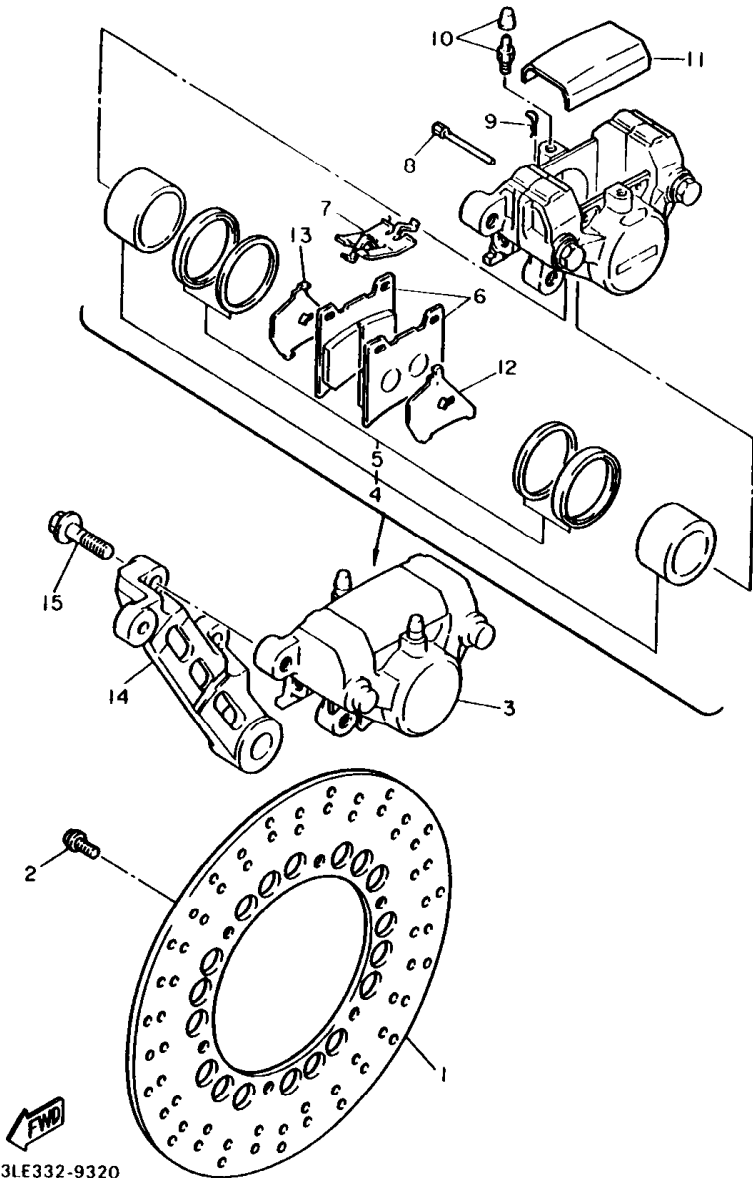
REF. NO.	PART NO.	DESCRIPTION	Q'TY	REMARKS
1	3GM-25338-01-WG	CAST WHEEL, rear	1	HI TECH SILVER
2	93306-30416	BEARING (B6304RS)	2	
3	93106-40027	OIL SEAL	1	
4	90560-20357	SPACER	1	
5	2GH-25364-00	DAMPER	5	
6	*	TIRE (170/60 VR17 V280)	1	LM PIRELLI
7	93900-00030	VALVE, rim	1	
8	29L-25398-00	BALANCER, wheel (10G)	1	UN
	29L-25398-10	BALANCER, wheel (20G)	1	UN
	29L-25398-20	BALANCER, wheel (30G)	1	UN
9	36Y-25366-01	CLUTCH, hub	1	
10	93306-30507	BEARING (B6305Z)	1	
11	93106-42026	OIL SEAL	1	
12	36Y-25377-00	COLLAR, wheel	1	
13	2GH-25447-20-33	SPROCKET, driven (47T)	1	YAMAHA BLACK
14	90116-10485	BOLT, stud	6	
15	95601-10200	NUT, self-locking	6	
16	94581-26110	CHAIN (DID532ZLV-110L)	1	UR
	94571-31110	CHAIN (RK532GSV2-110L)	1	UR
17	3GM-25388-00	PULLER, chain 1	1	
18	3GM-25389-00	PULLER, chain 2	1	
19	90101-08705	BOLT	2	
20	95303-08600	NUT	2	
21	3GM-25371-00	BAR, tension	1	
22	90105-08321	BOLT, washer based	2	
23	95701-08500	NUT, flange	2	
24	91401-20015	PIN, cotter	2	
25	3GM-25381-00	AXLE, wheel	1	

FIG. 31 REAR WHEEL



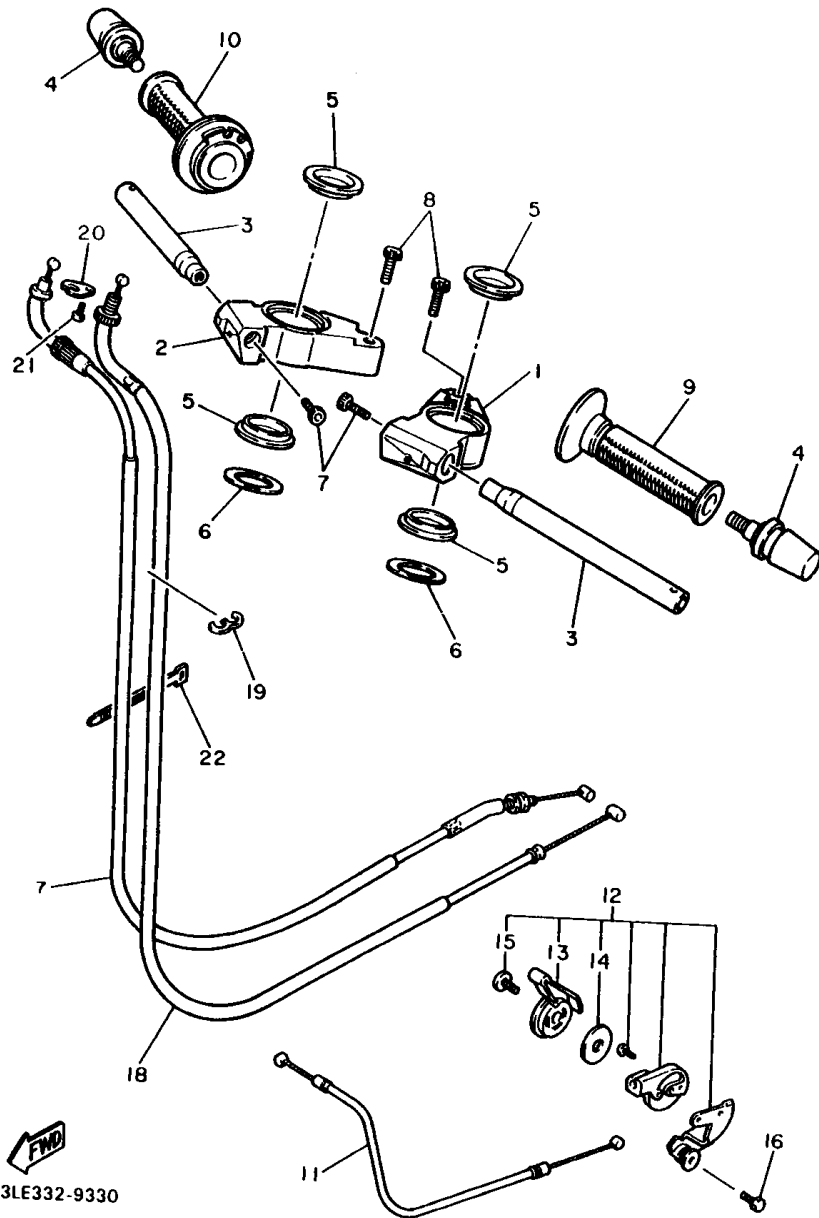
REF. NO.	PART NO.	DESCRIPTION	Q'TY	REMARKS
26	90171-18043	NUT, castle	1	
27	90201-186M4	WASHER, plate	1	
28	91401-40040	PIN, cotter	1	
29	90387-203U5	COLLAR	1	
30	90387-203U4	COLLAR	1	
31	3GM-25876-00	HOLDER, brake hose 2	1	
32	97011-06010	BOLT	1	
33	92990-06100	WASHER, spring	1	
34	97001-06030	BOLT	1	
35	92990-06100	WASHER, spring	1	
36	3GM-25875-00	HOLDER, brake hose 1	1	

FIG. 32 REAR BRAKE CALIPER



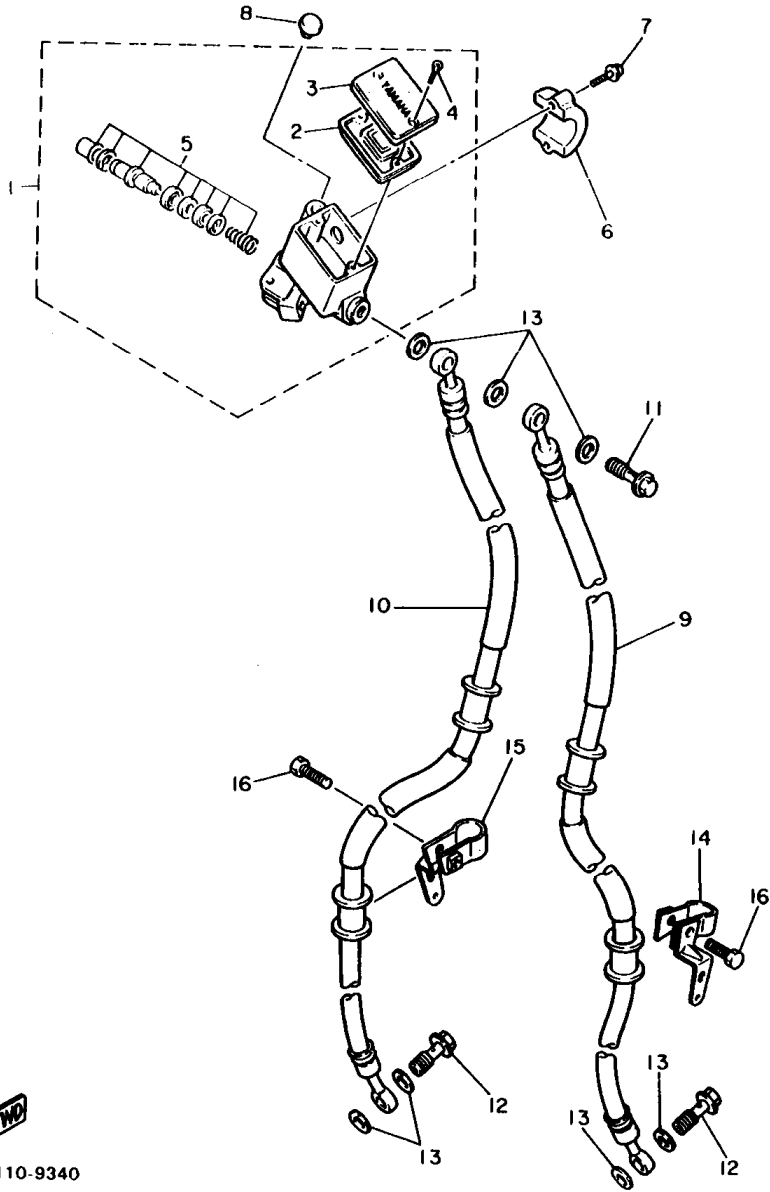
REF. NO.	PART NO.	DESCRIPTION	Q'TY	REMARKS
1	2KT-25831-00	DISC, brake (RIGHT)	1	
2	90109-08718	BOLT	6	
3	3GM-2580W-00	CALIPER ASSY, rear 2	1	
4	31A-W0057-00	.PISTON ASSY, caliper	1	
5	31A-W0047-00	..CALIPER SEAL KIT	1	
6	26H-W0045-11	.BRAKE PAD KIT	1	
7	29L-25919-00	.SUPPORT, pad	1	
8	1KT-25924-00	.PIN, pad	2	
9	26H-25925-00	.CLIP	2	
10	1J3-W0048-00	.BREED SCREW KIT	2	
11	51J-25836-00	.COVER, dust	1	
12	1FK-25827-00	.SHIM, caliper	1	
13	1FK-25828-00	.SHIM, caliper	1	
14	3GM-25819-00	BRACKET, caliper	1	
15	90105-10308	BOLT, washer based	2	

FIG. 33 STEERING HANDLE • CABLE



REF. NO.	PART NO.	DESCRIPTION	Q'TY	REMARKS
1	3GM-26121-00	HANDLEBAR (LEFT)	1	
2	3GM-26122-00	HANDLEBAR (RIGHT)	1	
3	3GM-26111-00	HANDLEBAR	2	
4	36Y-26246-00	END, grip	2	
5	3GM-26113-00	DAMPER	4	
6	90201-435M0	WASHER, plate	2	
7	91316-08025	BOLT	2	
8	90109-082A1	BOLT	2	
9	47X-26241-00	GRIP	1	
10	47X-26240-00	GRIP ASSY	1	
11	3GM-26331-00	CABLE, starter 1	1	
12	3GM-83940-00	STARTER ASSY	1	
13	1WG-83941-00	.LEVER, starter	1	
14	90209-10131	.WASHER	1	
15	98906-06008	.SCREW, bind	1	
16	91316-06012	BOLT	1	
17	3GM-26311-00	CABLE, throttle 1	1	
18	3GM-26312-00	CABLE, throttle 2	1	
19	90464-60067	CLAMP	1	
20	5H0-26393-00	HOLDER	1	
21	98506-05008	SCREW, pan head	1	
22	437-83936-00	BAND, switch cord	1	

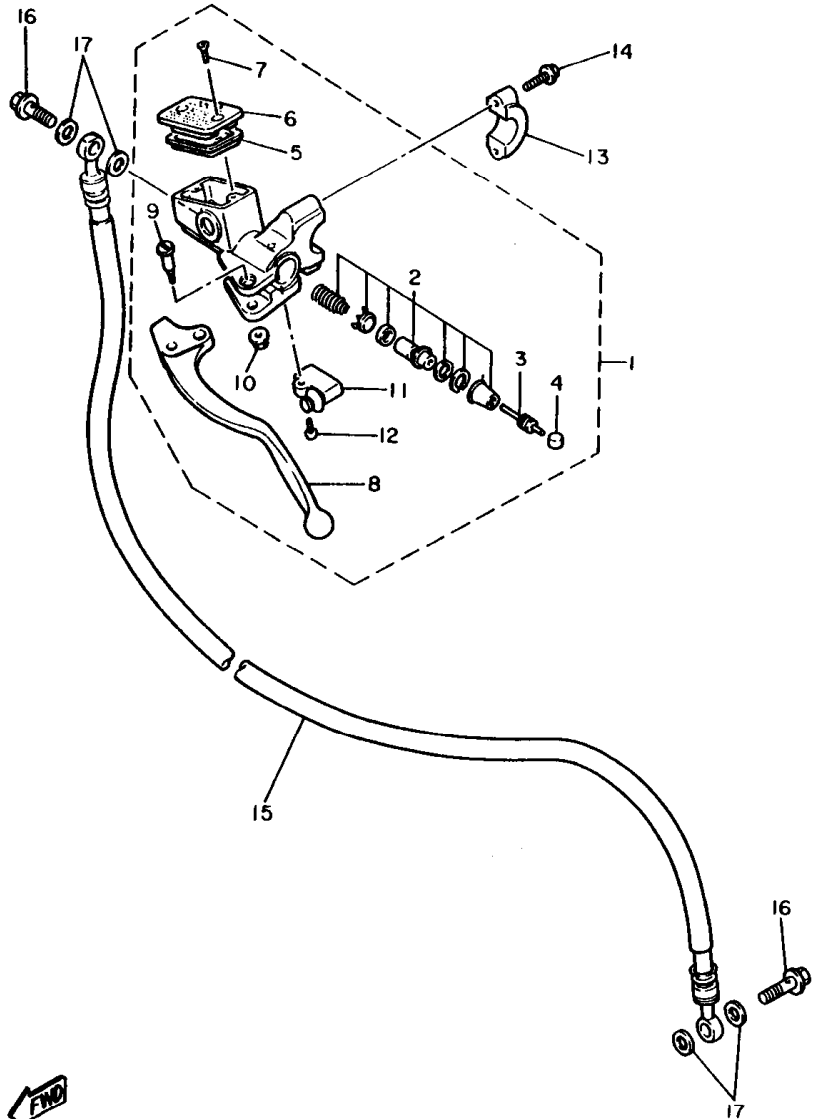
FIG. 34 FRONT MASTER CYLINDER



REF. NO.	PART NO.	DESCRIPTION	Q'TY	REMARKS
1	3SD-25870-00	MASTER CYLINDER SUB ASSY	1	
2	4K0-25854-00	.DIAPHRAGM, reservoir	1	
3	3GM-25852-01	.CAP, reservoir	1	
4	98706-04012	.SCREW, flat head	2	
5	4K0-W0041-50	.CYLINDER KIT, master	1	
6	4L0-25867-00	BRACKET, master cylinder	1	
7	95026-06025	BOLT, flange	2	
8	90338-09012	PLUG	1	
9	3GM-25872-00	HOSE, brake 1	1	
10	3GM-25873-00	HOSE, brake 2	1	
11	90401-10095	BOLT, union	1	
12	90401-10096	BOLT, union	2	
13	90201-10118	WASHER, plate	7	
14	3LK-25875-00	HOLDER, brake hose 1	1	
15	3LK-25876-00	HOLDER, brake hose 2	1	
16	95023-06025	BOLT	2	

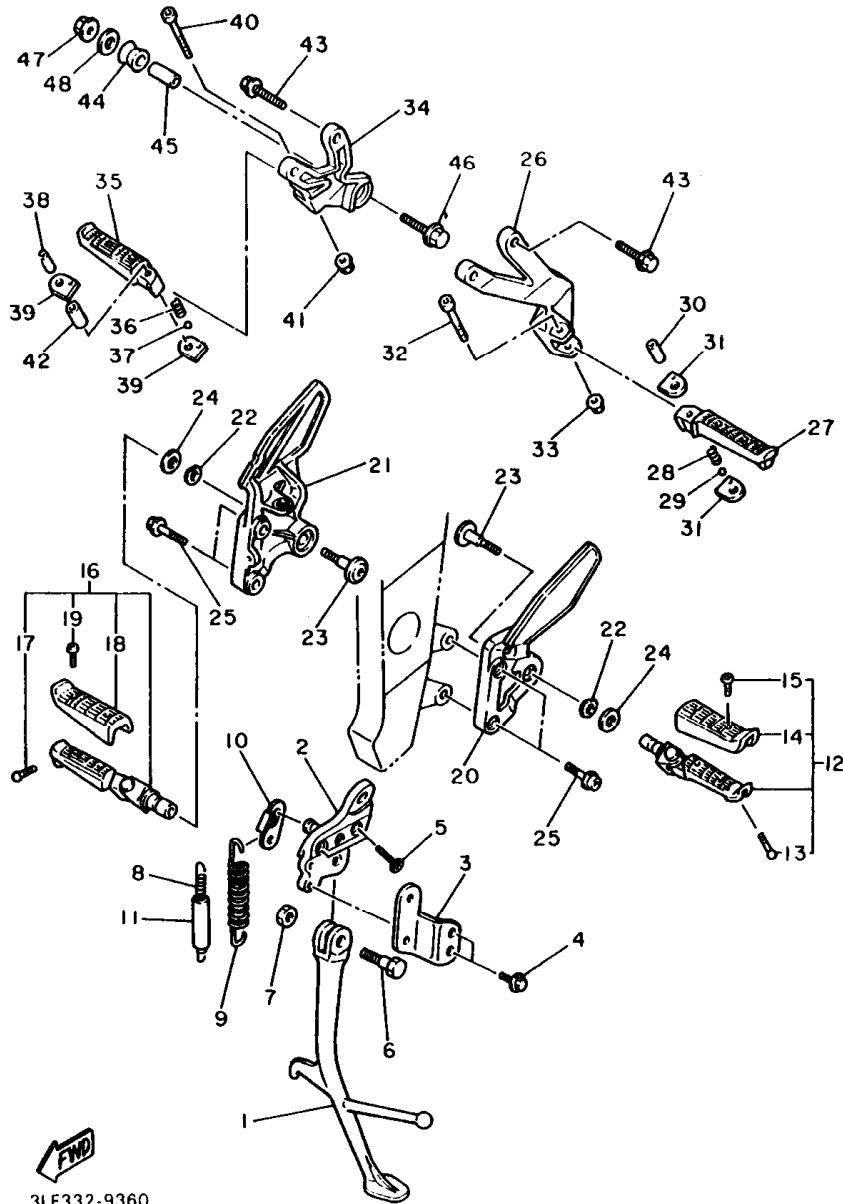


FIG. 35 FRONT MASTER CYLINDER 2



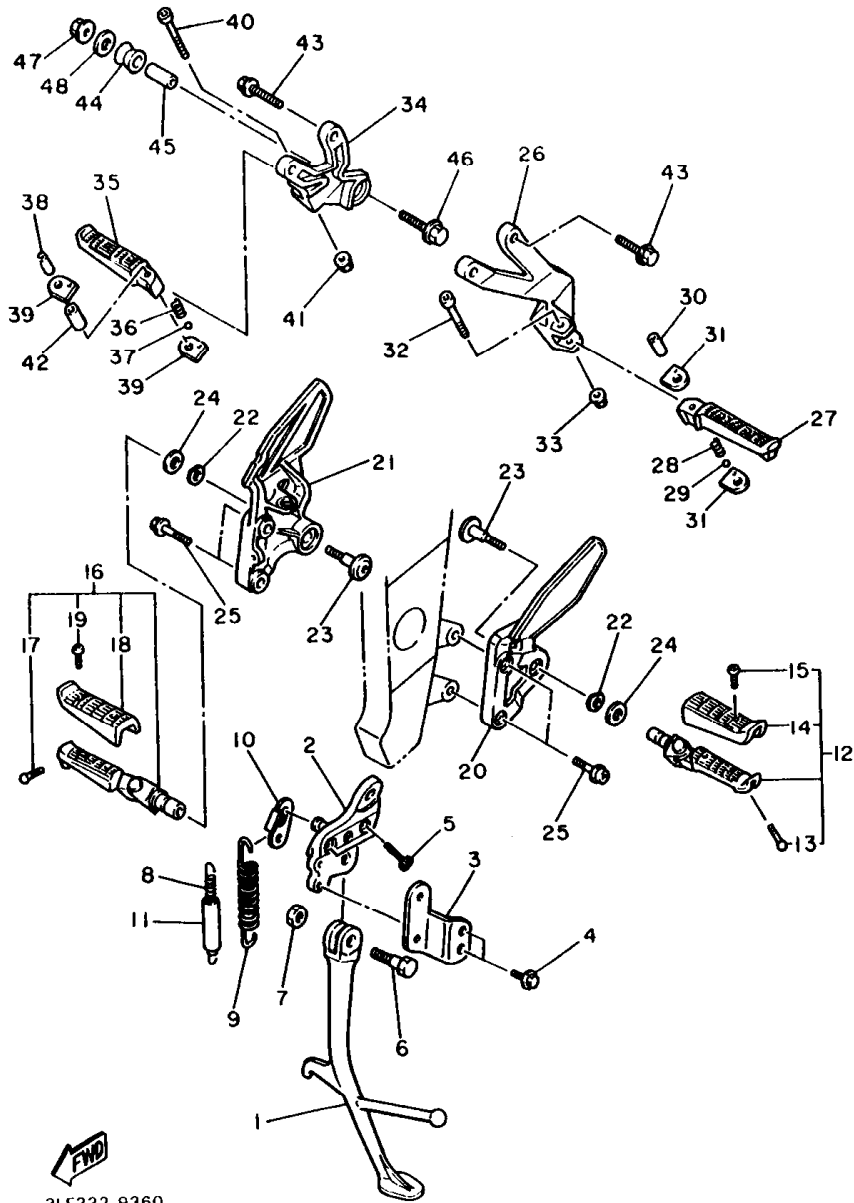
REF. NO.	PART NO.	DESCRIPTION	Q'TY	REMARKS
1	3SD-25870-10	MASTER CYLINDER SUB ASSY	1	
2	3GM-W0099-00	.CYLINDER KIT, master (CLUTCH)	1	
3	3GM-26484-00	.ROD, push	1	
4	3GM-26455-00	.BUSH	1	
5	55U-25854-00	.DIAPHRAGM, reservoir	1	
6	2KF-25852-01	.CAP, reservoir	1	
7	98706-04012	.SCREW, flat head	2	
8	3GM-83912-00	.LEVER 1	1	
9	90149-06287	.SCREW	1	
10	95706-06500	.NUT, flange	1	
11	3GM-83980-00	.FRONT STOP SWITCH ASSY	1	
12	98706-04016	.SCREW, flat head	1	
13	56A-25867-00	BRACKET, master cylinder	1	
14	95026-06025	BOLT, flange	2	
15	2GH-26470-00	HOSE, clutch	1	
16	90401-10096	BOLT, union	2	
17	90201-10118	WASHER, plate	4	

FIG. 36 STAND • FOOTREST



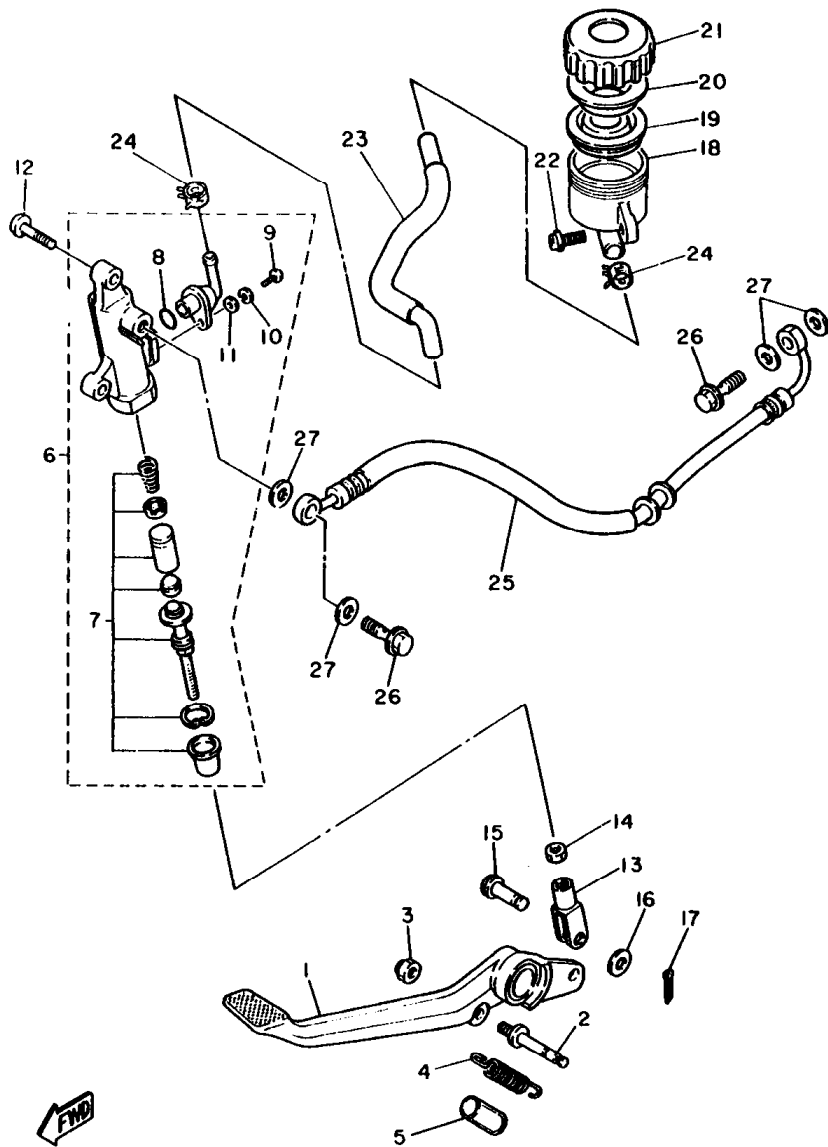
REF. NO.	PART NO.	DESCRIPTION	Q'TY	REMARKS
1	3GM-27311-00	STAND, side	1	
2	3GM-27321-00	BRACKET, side stand	1	
3	3GM-21453-00	BRACKET, switch	1	
4	90105-06564	BOLT, washer based	2	
5	90110-08155	BOLT, hexagon socket head	2	
6	90109-104E6	BOLT	1	
7	90185-10037	NUT, self-locking	1	
8	90506-18224	SPRING, tension	1	
9	90506-26225	SPRING, tension	1	
10	2KT-27315-00	LINK, side stand	1	
11	1TX-27351-00	GUIDE, side stand	1	
12	2GH-27410-00	FRONT FOOTREST ASSY (LEFT)	1	
13	90109-083E2	.BOLT	1	
14	2GH-27413-00	.COVER, footrest	1	
15	90157-05079	.SCREW, pan head	2	
16	2GH-27420-00	FRONT FOOTREST ASSY (RIGHT)	1	
17	90109-083E2	.BOLT	1	
18	2GH-27413-00	.COVER, footrest	1	
19	90157-05079	.SCREW, pan head	2	
20	3GM-27442-00	BRACKET 2	1	
21	3GM-27443-00	BRACKET 3	1	
22	90214-10056	WASHER, claw	2	
23	90109-103A9	BOLT	2	
24	90206-17084	WASHER, wave	2	
25	90110-08066	BOLT, hexagon socket head	4	
26	3GM-2741L-00	BRACKET 4	1	
27	1HX-27431-00	FOOTREST, rear 1	1	
28	90501-12743	SPRING, compression	1	

FIG. 36 STAND • FOOTREST



REF. NO.	PART NO.	DESCRIPTION	Q'TY	REMARKS
29	93501-04011	BALL	1	
30	90387-064H8	COLLAR	1	
31	1HX-27437-00	WASHER, special	2	
32	91311-06045	BOLT	1	
33	95601-06100	NUT, u	1	
34	3GM-2742L-00	BRACKET 5	1	
35	3GM-27441-00	FOOTREST, rear 2	1	
36	90501-12743	SPRING, compression	1	
37	93501-04011	BALL	1	
38	90387-064H8	COLLAR	1	
39	1HX-27437-00	WASHER, special	2	
40	91311-06045	BOLT	1	
41	95601-06100	NUT, u	1	
42	90387-083W8	COLLAR	1	
43	95821-08025	BOLT, flange	4	
44	2H7-27414-00	DAMPER, footrest	1	
45	90387-10636	COLLAR	1	
46	90105-10316	BOLT, washer based	1	
47	95701-10500	NUT, flange	1	
48	90201-10669	WASHER, plate	1	

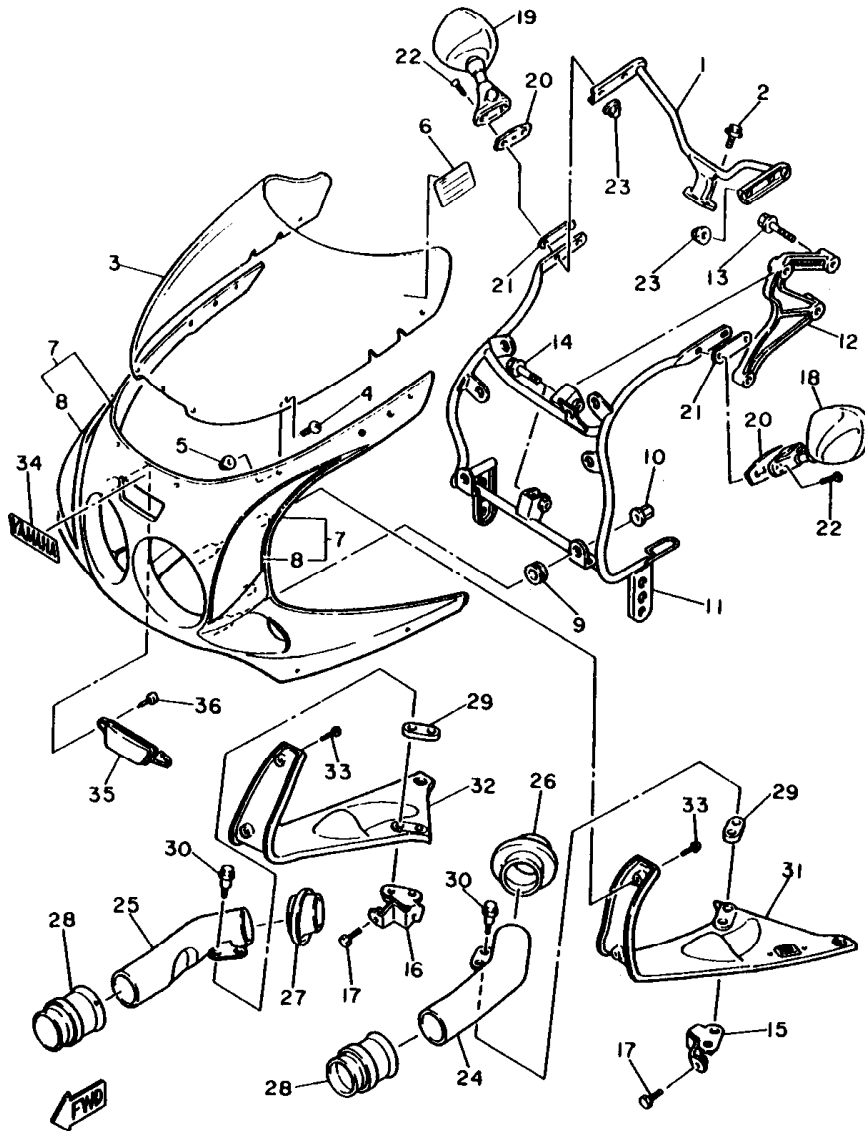
FIG. 37 REAR MASTER CYLINDER



REF. NO.	PART NO.	DESCRIPTION	Q'TY	REMARKS
1	2GH-27211-00	PEDAL, brake	1	
2	2TK-27813-00	PIN, pedal crank	1	
3	95611-08100	NUT, u	1	
4	90508-20737	SPRING, torsion	1	
5	90446-17267	HOSE	1	
6	3GM-2583V-00	RR. MASTER CYLINDER ASSY.	1	
7	2KR-W0042-50	.CYLINDER KIT, master	1	
8	93210-15620	.O-RING	1	
9	98511-04012	.SCREW, pan head	1	
10	92902-04100	.WASHER, spring	1	
11	92901-04600	.WASHER, plate	1	
12	92011-08030	SCREW	2	
13	47X-27222-00	JOINT	1	
14	95303-08700	NUT	1	
15	90240-08013	PIN, clevis	1	
16	90201-08083	WASHER, plate	1	
17	91401-20015	PIN, cotter	1	
18	47X-25894-00	TANK, reservoir	1	
19	360-25854-00	DIAPHRAGM, reservoir	1	
20	2GU-25855-00	BUSH, diaphragm	1	
21	2GU-25852-50	CAP, reservoir	1	
22	90159-06085	SCREW, with washer	1	
23	3GM-25895-00	HOSE, reservoir	1	
24	90467-14057	CLIP	2	
25	3GM-25874-00	HOSE, brake	1	
26	90401-10096	BOLT, union	2	
27	90201-10118	WASHER, plate	4	

FWD
3LE332-9370

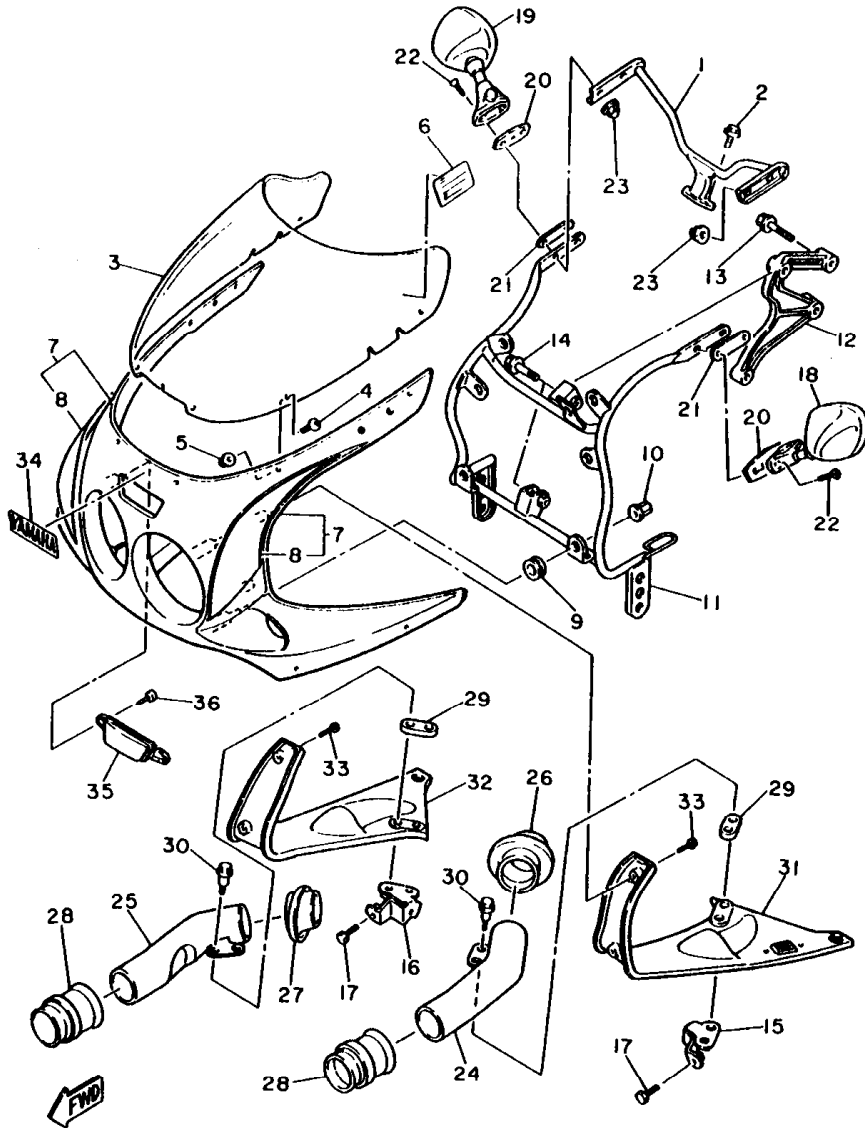
FIG. 38 COWLING 1



3LK4110-0380

REF. NO.	PART NO.	DESCRIPTION	Q'TY	REMARKS
1	3GM-2831W-00	STAY, mirror 1	1	
2	95026-06012	BOLT, flange	2	
3	3LK-28381-00	WINDSHIELD	1	
4	90150-05020	SCREW, round head	6	
5	95706-05500	NUT, flange	6	
6	3JJ-2835Y-00	LABEL, caution	1	
7	3GM-W2834-50-PO	BODY, cowling	1	BLACK METALLIC 2
8	3GM-28390-50	.GRAPHIC SET, cowling	1	
9	90480-14229	GROMMET	4	
10	90179-06500	NUT	4	
11	3GM-28356-00	STAY 1	1	
12	3GM-28357-00	STAY 2	1	
13	95811-08035	BOLT, flange	2	
14	90105-08295	BOLT, washer based	2	
15	3GM-28321-00	STAY, leg shield (LEFT)	1	
16	3GM-28322-00	STAY, leg shield	1	
17	91316-06012	BOLT	2	
18	2GH-26280-10	REAR VIEW MIRROR ASS'Y(LEFT)	1	
19	2GH-26290-10	REAR VIEW MIRROR ASS'Y(RIGHT)	1	
20	1AE-26298-00	PLATE, mirror fitting 1	2	
21	1AE-26299-00	PLATE, mirror fitting 2	2	
22	92706-06030	SCREW, flat head	4	
23	90176-06055	NUT, crown	4	
24	3GM-2838N-00	DUCT 1	1	
25	3GM-2838R-00	DUCT 2	1	
26	3GM-2838T-00	DUCT 3	1	
27	3GM-2838U-00	DUCT 4	1	
28	3GM-2838J-01	DUCT 5	2	

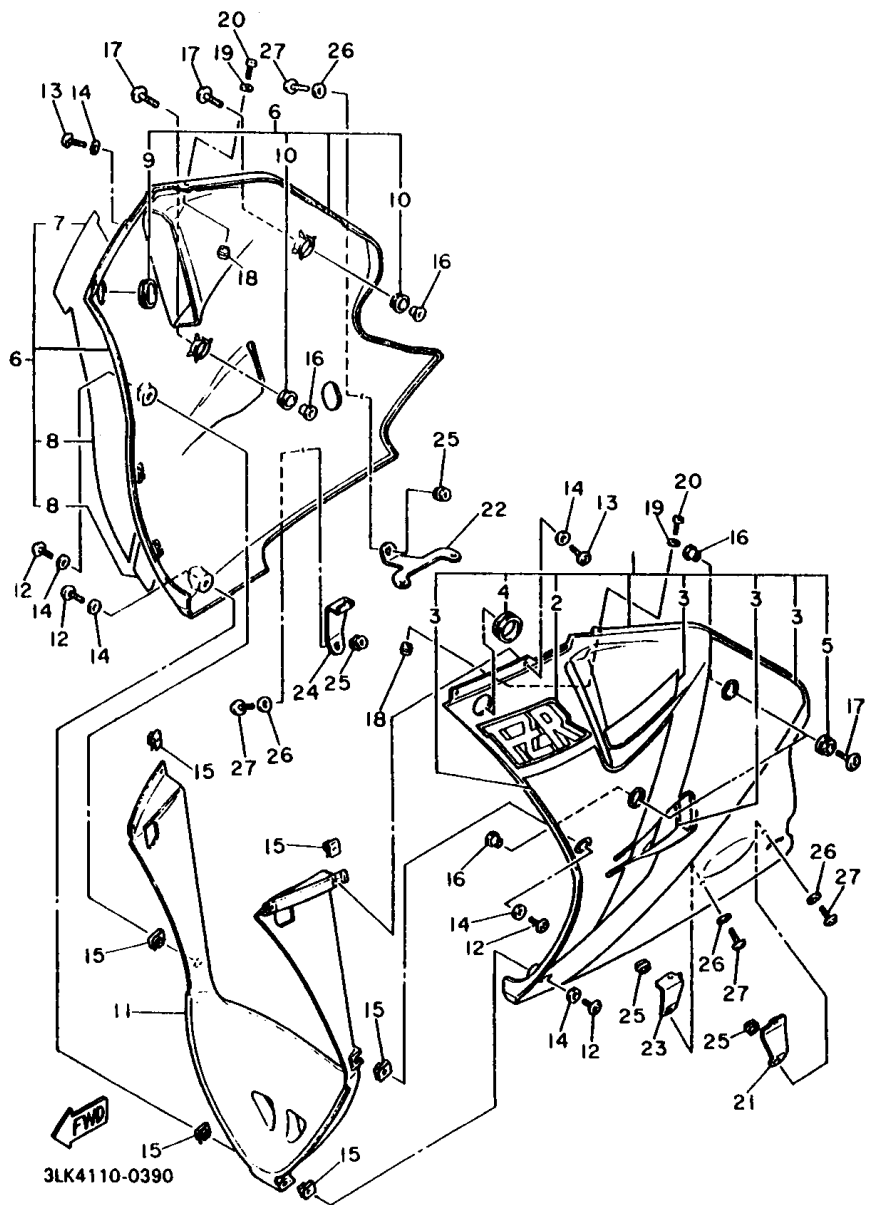
FIG. 38 COWLING 1



REF. NO.	PART NO.	DESCRIPTION	Q'TY	REMARKS
29	3GM-28247-00	DAMPER 4	2	
30	90109-06797	BOLT	4	
31	3GM-2835U-00	PANEL 1	1	
32	3GM-2835V-00	PANEL 2	1	
33	90167-05041	SCREW, tapping	4	
34	99236-00025	EMBLEM, yamaha	1	
35	3LK-84378-00-P0	CAP	1	BLACK METALLIC 2
36	90167-05041	SCREW, tapping	2	

3LK4110-0380

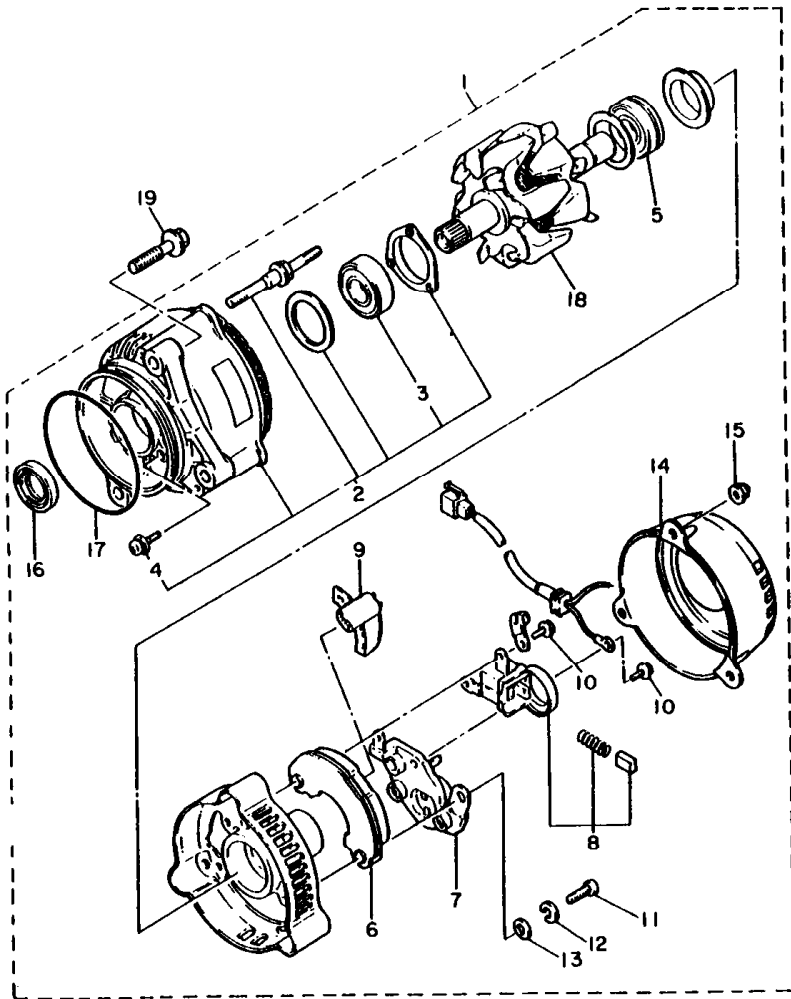
FIG. 39 COWLING 2



3LK4110-0390

REF. NO.	PART NO.	DESCRIPTION	Q'TY	REMARKS
1	3GM-Y283J-40-P0	BODY, front lower 1	1	BLACK METALLIC 2
2	3GM-28328-50	.EMBLEM	1	
3	3GM-2836V-50	.GRAPHIC SET 3, cowling	1	
4	90480-35394	.GROMMET	1	
5	90480-13398	.GROMMET	2	
6	3GM-Y283K-40-P0	BODY, front lower 2	1	BLACK METALLIC 2
7	3GM-28338-50	.EMBLEM	1	
8	3GM-2836W-50	.GRAPHIC SET 4, cowling	1	
9	90480-35394	.GROMMET	1	
10	90480-13398	.GROMMET	2	
11	3GM-2836K-00-P0	PANEL, inner 1	1	BLACK METALLIC 2
12	90110-05079	BOLT, hexagon socket head	4	
13	90149-05224	SCREW	4	
14	90202-05180	WASHER, plate	8	
15	90183-05024	NUT, spring	8	
16	90387-067N5	COLLAR	4	
17	90110-06083	BOLT, hexagon socket head	4	
18	90179-05523	NUT	2	
19	90202-05180	WASHER, plate	2	
20	90149-05224	SCREW	2	
21	3GM-2836A-00	BRACKET 1	1	
22	3GM-2836E-00	BRACKET 2	1	
23	3GM-2836F-00	BRACKET 3	1	
24	3GM-2836G-00	BRACKET 4	1	
25	90179-05523	NUT	4	
26	90202-05180	WASHER, plate	4	
27	90149-05224	SCREW	4	

FIG. 40 GENERATOR

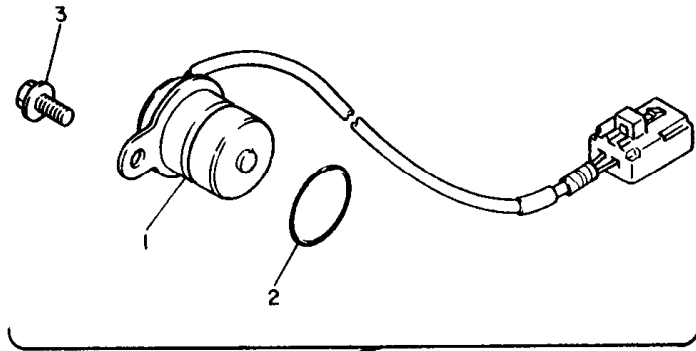


REF. NO.	PART NO.	DESCRIPTION	QTY	REMARKS
1	2GH-81600-55	A.C. GENERATOR ASSY	1	
2	2KT-81634-50	.STATOR ASSY	1	
3	36Y-81643-30	..BEARING	1	
4	2KT-81645-50	..SCREW	3	
5	36Y-81643-50	.BEARING	1	
6	36Y-81970-50	.RECTIFIER ASSY	1	
7	36Y-81910-50	.VOLTAGE REGULATOR ASSY	1	
8	3FV-81619-00	.BRUSH HOLDER ASSY	1	
9	36Y-81972-50	.COVER, rectifier	1	
10	36Y-81645-30	.SCREW	2	
11	98501-05018	.SCREW, pan head	3	
12	92901-05100	.WASHER, spring	3	
13	92901-05600	.WASHER, plate	3	
14	2KT-81604-50	.COVER ASSY	1	
15	2KT-81675-50	.NUT	3	
16	36Y-81638-50	.OIL SEAL	1	
17	2KT-81642-50	.O-RING	1	
18	2GH-81660-52	.ROTOR ASSY	1	
19	95816-08030	BOLT, flange	3	



3LE332-9400

FIG. 41 PICK UP COIL • GOVERNOR



REF. NO.	PART NO.	DESCRIPTION	Q'TY	REMARKS
1	3GM-81670-00	PICK-UP ASSY	1	
2	93210-19216	O-RING	1	
3	95023-06012	BOLT	1	

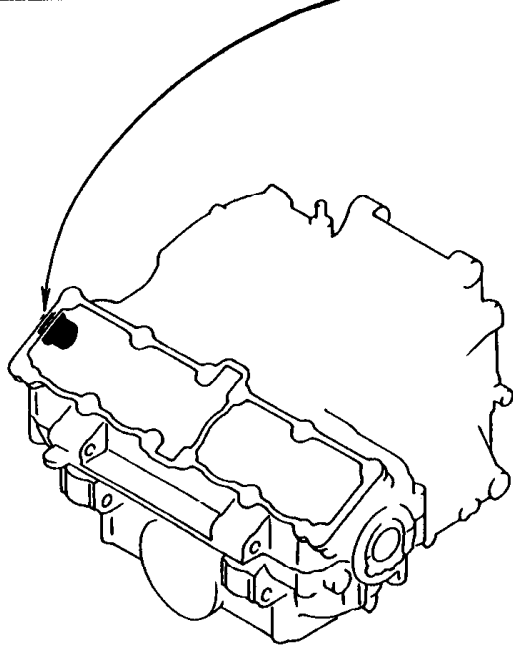
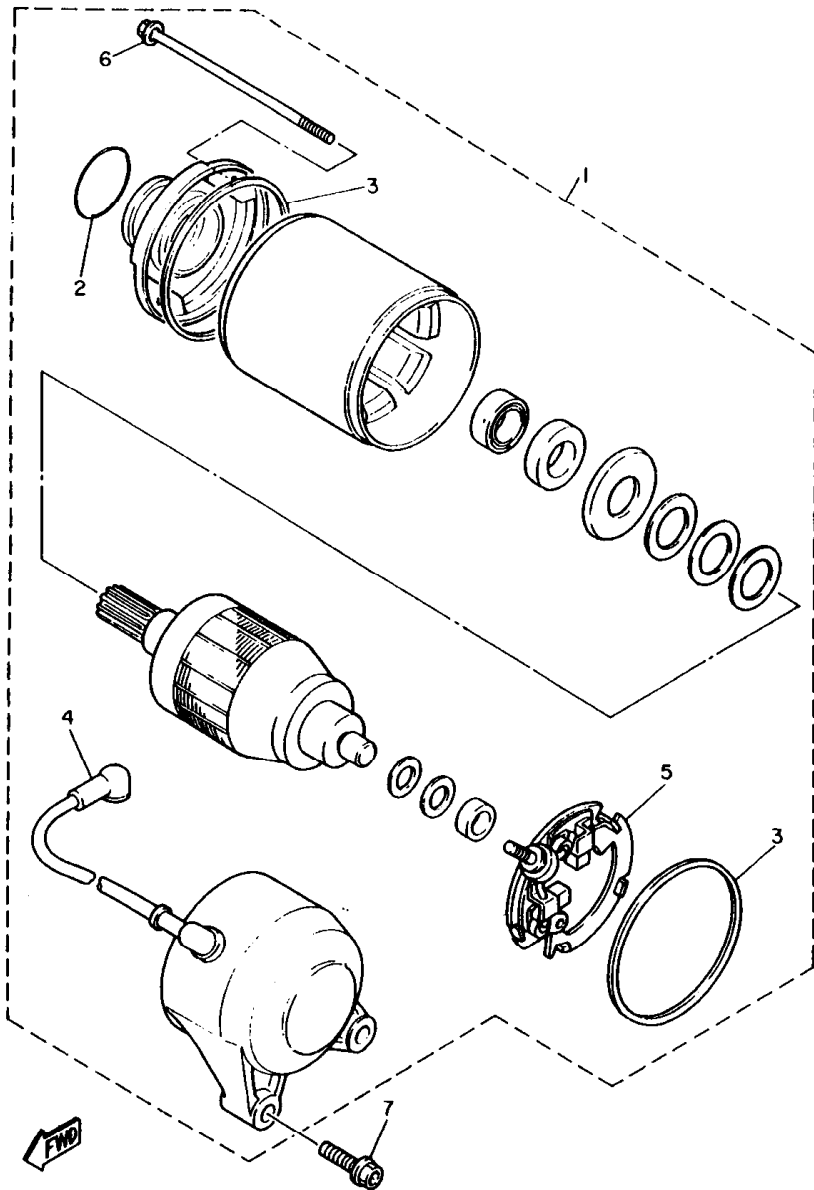


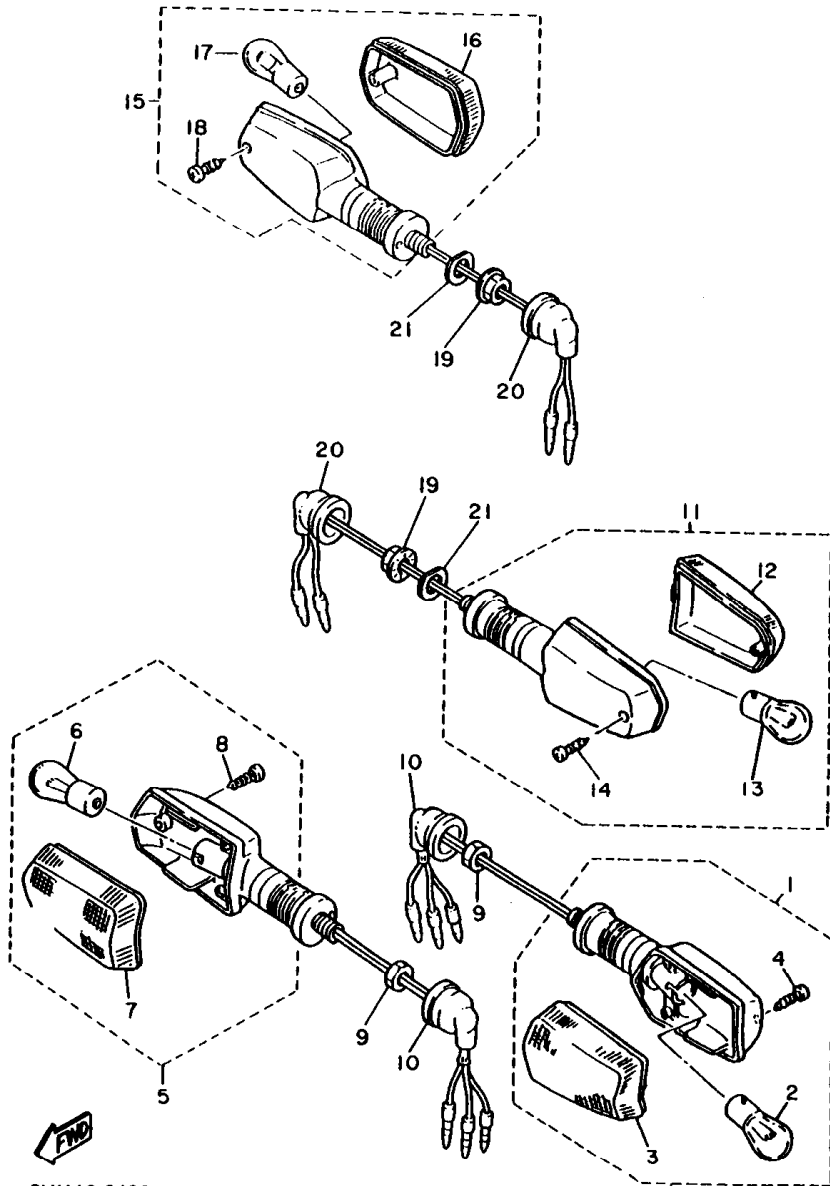
FIG. 42 STARTING MOTOR

REF. NO.	PART NO.	DESCRIPTION	Q'TY	REMARKS
1	3KS-81800-02	STARTING MOTOR ASSY	1	
2	26H-81847-00	.O-RING	1	
3	11H-81844-00	.GASKET	2	
4	2KT-81815-00	.CORD, starter motor	1	
5	3KS-81840-00	.BRUSH HOLDER ASSY	1	
6	3HE-81826-00	.BOLT	2	
7	95811-06025	BOLT, flange	2	



3KS351-9420

FIG. 43 FLASHER LIGHT



REF. NO.	PART NO.	DESCRIPTION	Q'TY	REMARKS
1	1LJ-83310-20	FRONT FLASHER LIGHT ASSY 1	1	
2	256-84714-61	.BULB (12V-27/8W)	1	
3	51L-83332-01	.LENS, flasher	1	
4	97706-40620	.SCREW, tapping	1	
5	1LJ-83320-20	FRONT FLASHER LIGHT ASSY 2	1	
6	256-84714-61	.BULB (12V-27/8W)	1	
7	51L-83342-01	.LENS, flasher 2	1	
8	97706-40620	.SCREW, tapping	1	
9	95306-12600	NUT	2	
10	18G-83365-00	CAP	2	
11	1UF-83330-00	REAR FLASHER LIGHT ASSY 1	1	
12	51L-83342-01	.LENS, flasher 2	1	
13	256-83311-70	.BULB (12V-27W)	1	
14	97706-40620	.SCREW, tapping	1	
15	1UF-83340-00	REAR FLASHER LIGHT ASSY 2	1	
16	51L-83332-01	.LENS, flasher	1	
17	256-83311-70	.BULB (12V-27W)	1	
18	97706-40620	.SCREW, tapping	1	
19	95706-12500	NUT, flange	2	
20	18G-83365-00	CAP	2	
21	90214-12033	WASHER, claw	2	

3LK110-9430

FIG. 44 METER

REF. NO.	PART NO.	DESCRIPTION	Q'TY	REMARKS
1	3LK-83570-00	SPEEDOMETER ASSY	1	
2	3GM-83540-00	TACHOMETER ASSY	1	
3	3GM-83590-00	WATER TEMPERATURE ASSY	1	
4	3GM-83559-00	COVER, meter	1	
5	3GM-8353H-00	CASE, inner	1	
6	2GH-83578-00	KNOB, trip meter	1	
7	3GM-83509-00	SOCKET CORD ASSY	1	
8	4G1-84744-00	BULB (12V-3.4W)	4	
9	3GM-83517-00	BULB (12V-1.7W)	3	
10	2GV-83517-00	BULB, (12V-1.7W)	1	
11	98580-04010	SCREW, pan head	4	
12	92902-04100	WASHER, spring	4	
13	92901-04600	WASHER, plate	4	
14	90167-04057	SCREW, tapping	2	
15	98501-03010	SCREW, pan head	3	
16	92990-03100	WASHER, spring	3	
17	90159-03102	SCREW, with washer	3	
18	90164-04008	SCREW, tapping	4	
19	90167-03058	SCREW, tapping	1	
20	3GM-83520-00	SOCKET CORD ASSY	1	
21	3GM-83513-00	DAMPER	1	
22	3GM-83525-00	CLIP	3	
23	98501-03012	SCREW, pan head	1	
24	92990-03100	WASHER, spring	1	
25	90480-14229	GROMMET	2	
26	90387-07391	COLLAR	2	
27	90201-06059	WASHER, plate	2	
28	95316-06600	NUT	2	

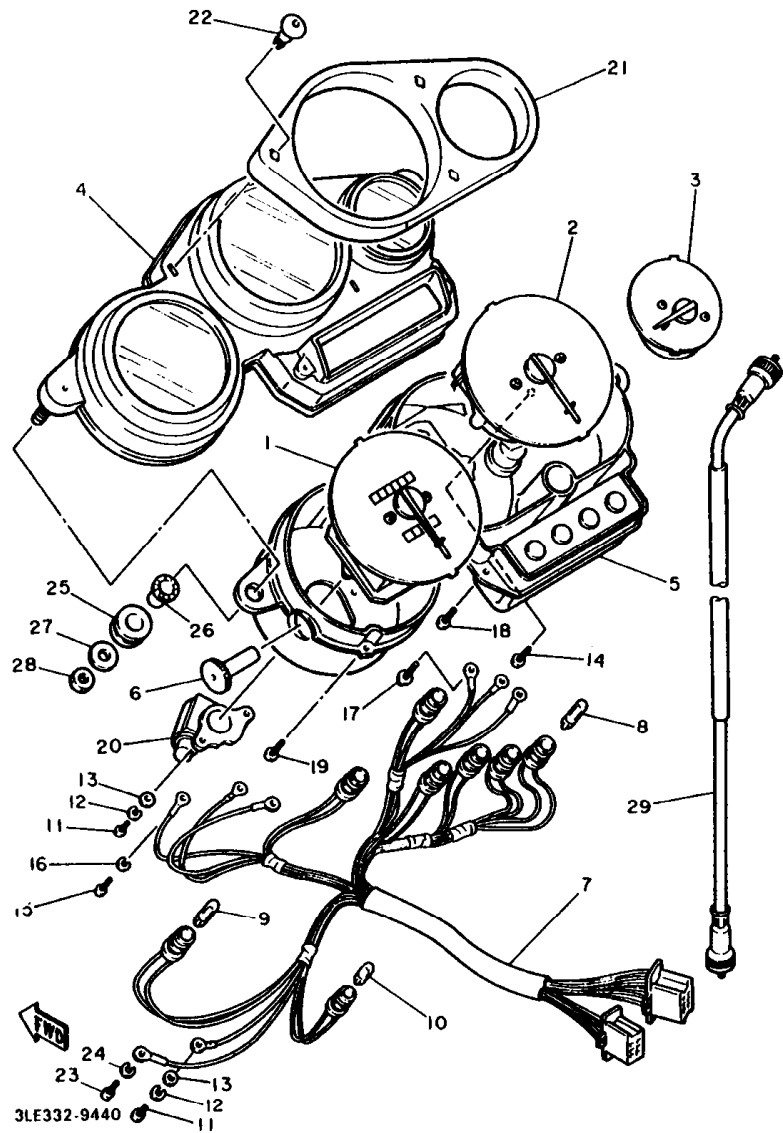


FIG. 44 METER

REF. NO.	PART NO.	DESCRIPTION	Q'TY	REMARKS
29	2GH-83650-00	SPEEDOMETER CABLE ASSY	1	

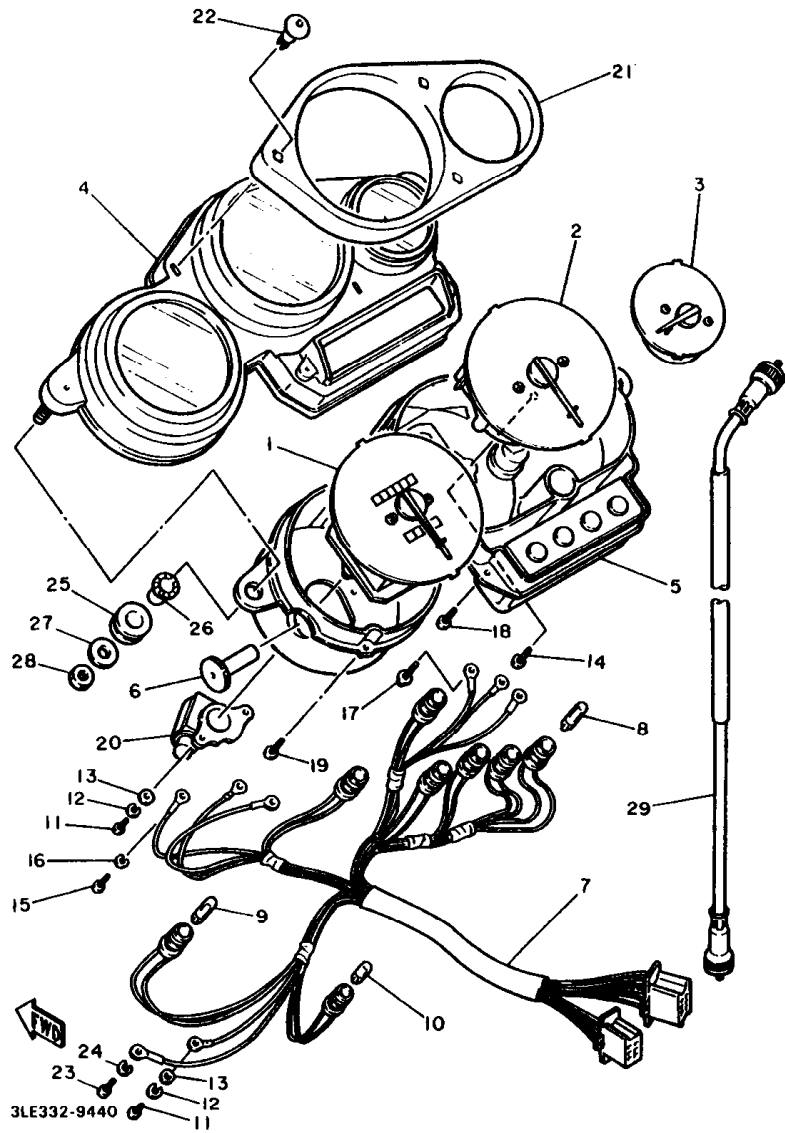
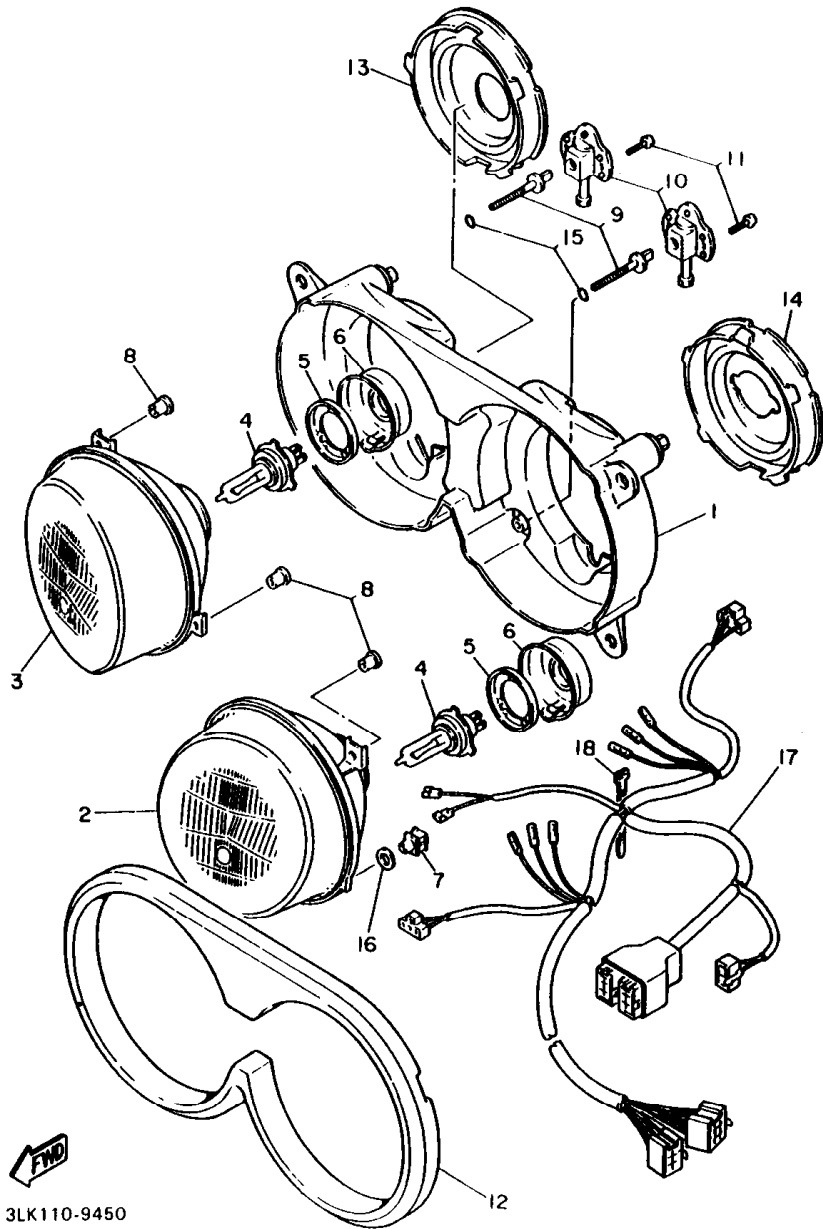


FIG. 45 HEADLIGHT

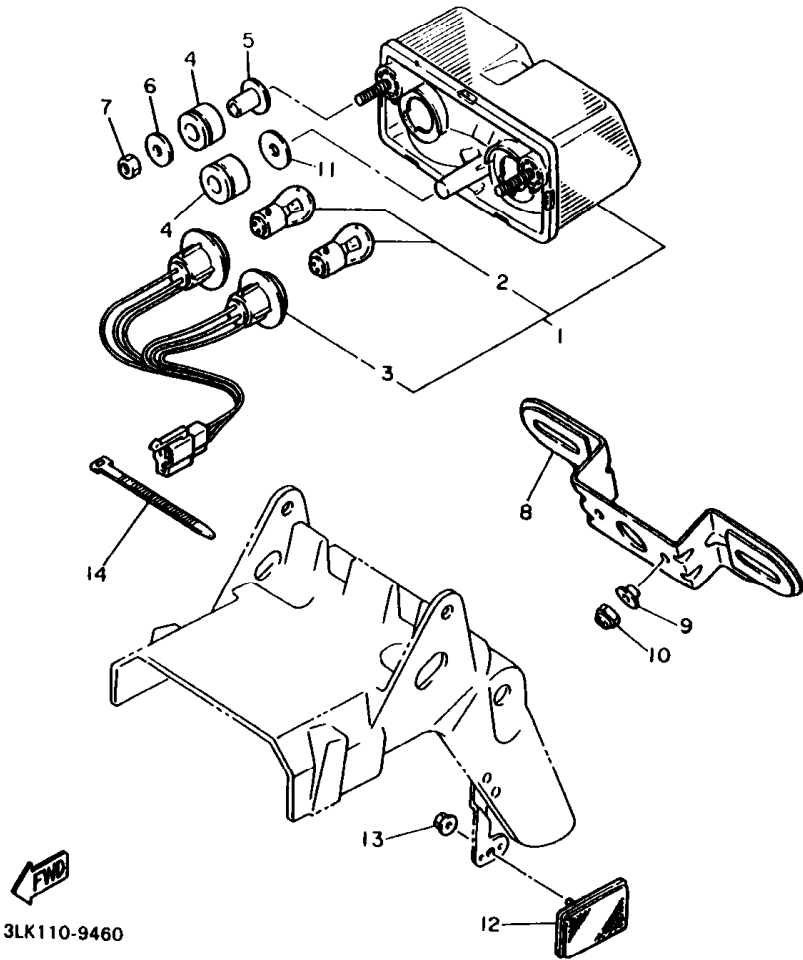


REF. NO.	PART NO.	DESCRIPTION	Q'TY	REMARKS
1	3GM-84330-00	BODY ASSY	1	
2	3LG-84320-00	LENS ASSY	1	
3	3LG-8432A-00	LENS ASSY	1	
4	1FM-84314-H0	BULB (12V-35/35W)	2	HALOGEN
5	2F9-84375-00	FITTING PLATE, bulb	2	
6	2F9-84397-01	COVER, socket	2	
7	3AJ-8431U-00	HOLDER	2	
8	51L-84334-00	NUT, adjusting	4	
9	2AX-84331-00	SCREW, rim adjusting	2	
10	46X-8430M-00	GEAR UNIT ASSY	2	
11	97706-40816	SCREW, tapping	4	
12	3HE-84366-00	DAMPER, headlight 1	1	
13	2LA-84397-00	COVER, socket	1	
14	2LA-84397-10	COVER, socket	1	
15	93210-06632	O-RING	2	
16	3GM-84344-00	WASHER, plain	2	
17	3LK-84359-00	CORD, headlight	1	
18	5Y9-12491-00	CLAMP 1	3	

3LK110-9450

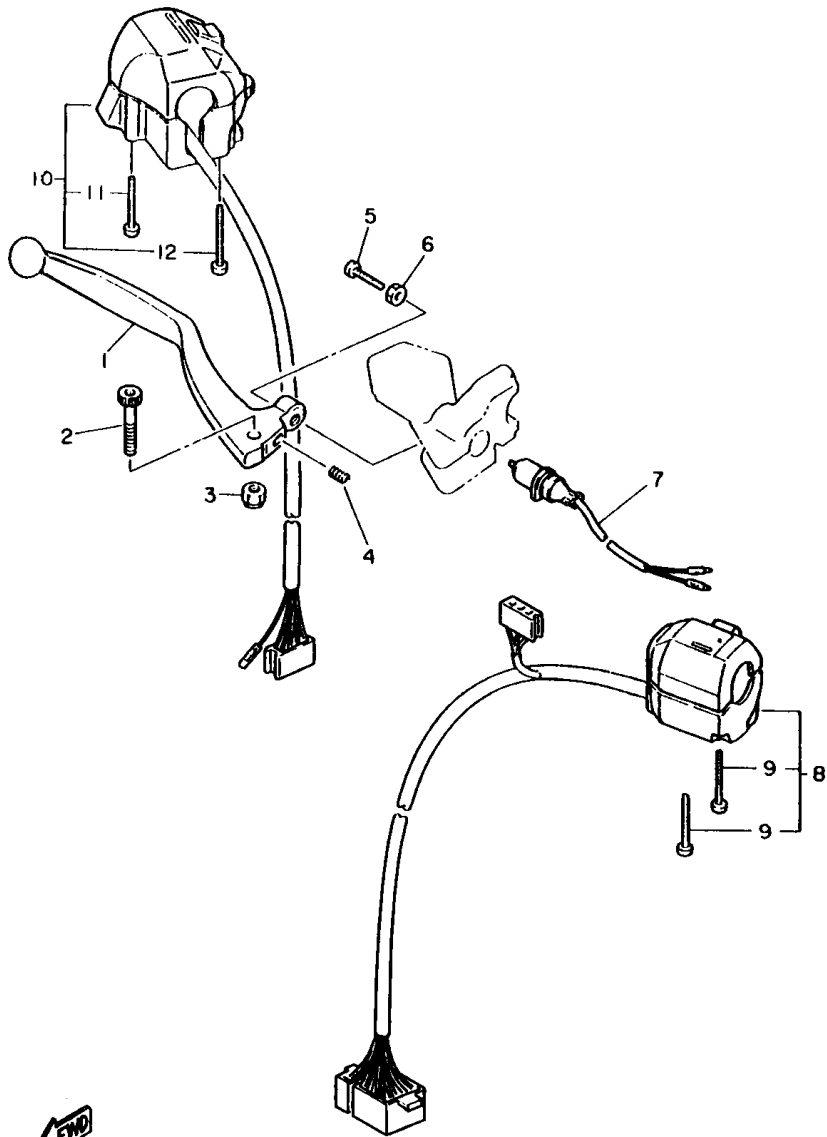
FIG. 46 TAILLIGHT

REF. NO.	PART NO.	DESCRIPTION	Q'TY	REMARKS
1	3LK-84710-10	TAILLIGHT UNIT ASSY	1	
2	25G-84714-00	.BULB	2	
3	3LK-8473A-00	.CORD ASSY	1	
4	90480-18407	GROMMET	3	
5	90387-062W3	COLLAR	2	
6	90201-063J2	WASHER, plate	2	
7	95303-06600	NUT	2	
8	2LJ-84751-00-90	BRACKET, license	1	UNI-CROM (BLACK)
9	90387-061M0	COLLAR	2	
10	95616-06100	NUT, u	2	
11	92906-10200	WASHER	1	
12	3G1-85130-01	REAR REFLECTOR ASSY	2	
13	95701-05500	NUT, flange	2	
14	5Y9-12491-00	CLAMP 1	1	



3LK110-9460

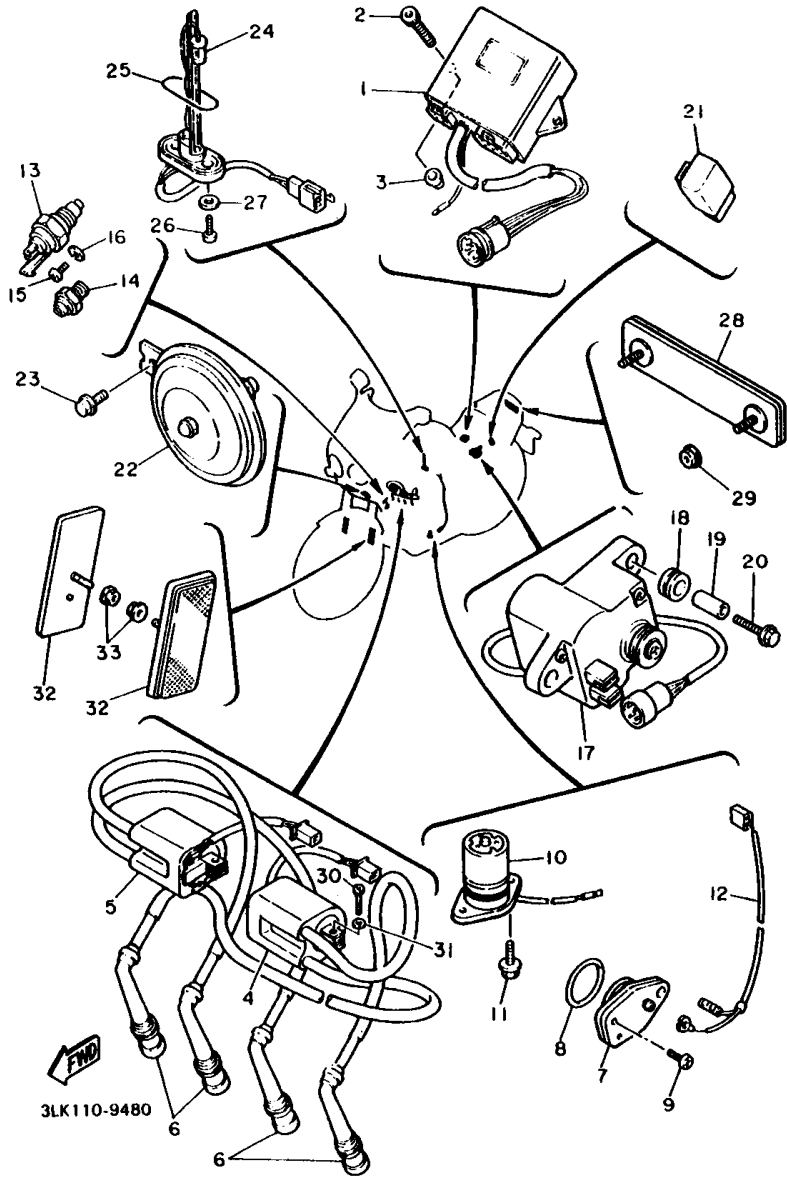
FIG. 47 HANDLE SWITCH • LEVER



REF. NO.	PART NO.	DESCRIPTION	Q'TY	REMARKS
1	3GM-83922-00	LEVER 2	1	
2	90109-06577	BOLT	1	
3	95601-06100	NUT, u	1	
4	90501-10312	SPRING, compression	1	
5	90149-06289	SCREW	1	
6	90170-06010	NUT	1	
7	2NT-83980-00	FRONT STOP SWITCH ASSY	1	
8	3LK-83973-00	SWITCH, handle 3	1	
9	98506-05035	.SCREW, pan head	2	
10	2NV-83975-00	SWITCH, handle 2	1	
11	98506-05040	.SCREW, pan head	1	
12	98506-05045	.SCREW, pan head	1	



FIG. 48 ELECTRICAL 1



REF. NO.	PART NO.	DESCRIPTION	Q'TY	REMARKS
1	3LK-82305-01	IGNITOR UNIT ASSY	1	
2	90110-06158	BOLT, hexagon socket head	1	
3	31A-14477-00	PLATE	1	
4	3GM-82310-00	IGNITION COIL ASSY	1	
5	3GM-82320-00	IGNITION COIL ASSY	1	
6	2KT-82370-00	PLUG CAP ASSY	4	
7	1AE-82540-00	NEUTRAL SWITCH ASSY	1	
8	93210-29196	O-RING	1	
9	92502-06016	SCREW, pan head	2	
10	3GM-85720-00	OIL LEVEL GAUGE ASSY	1	
11	95026-06016	BOLT, flange	2	
12	1AE-82509-00	WIRE, sub lead	1	
13	2EL-82560-00	THERMO SWITCH ASSY	1	
14	11H-83591-00	THERMO UNIT	1	
15	98501-05008	SCREW, pan head	1	
16	92901-05100	WASHER, spring	1	
17	3HW-85820-01	SERVO MOTOR ASSY	1	
18	90480-14412	GROMMET	2	
19	90387-065V1	COLLAR	2	
20	91001-06030	BOLT, flange	2	
21	2UJ-83350-00	FLASHER RELAY ASSY	1	
22	2TV-83371-00	HORN	1	
23	91026-06012	BOLT	1	
24	3GM-85752-00	SENDER UNIT ASSY, fuel meter	1	
25	42X-85753-00	GASKET, sender unit	1	
26	90149-06011	SCREW	2	
27	90202-05193	WASHER, plate	2	
28	1FK-85130-00	REAR REFLECTOR ASSY	1	

FIG. 48 ELECTRICAL 1

REF. NO.	PART NO.	DESCRIPTION	Q'TY	REMARKS
29	95701-05500	NUT, flange	2	
30	97001-06020	BOLT	4	
31	92990-06600	WASHER, plate	4	
32	11H-85110-01	FRONT REFLECTOR ASSY	2	
33	95701-05500	NUT, flange	2	

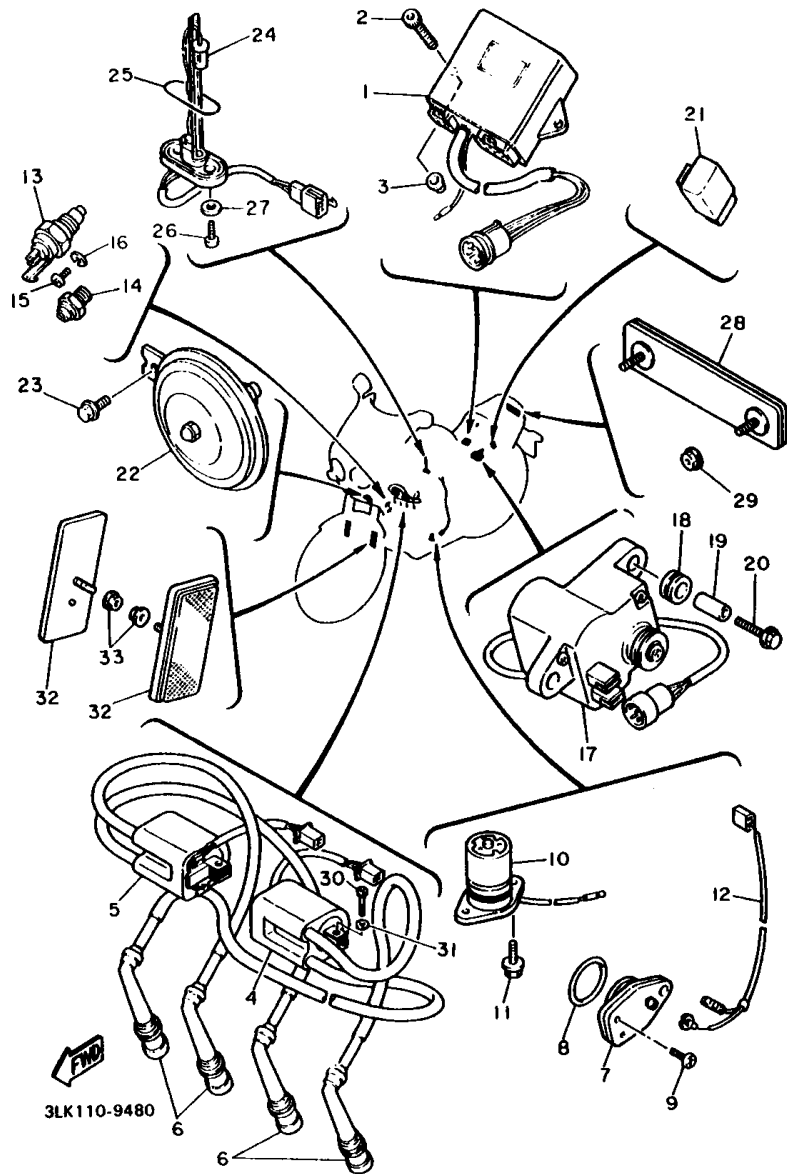
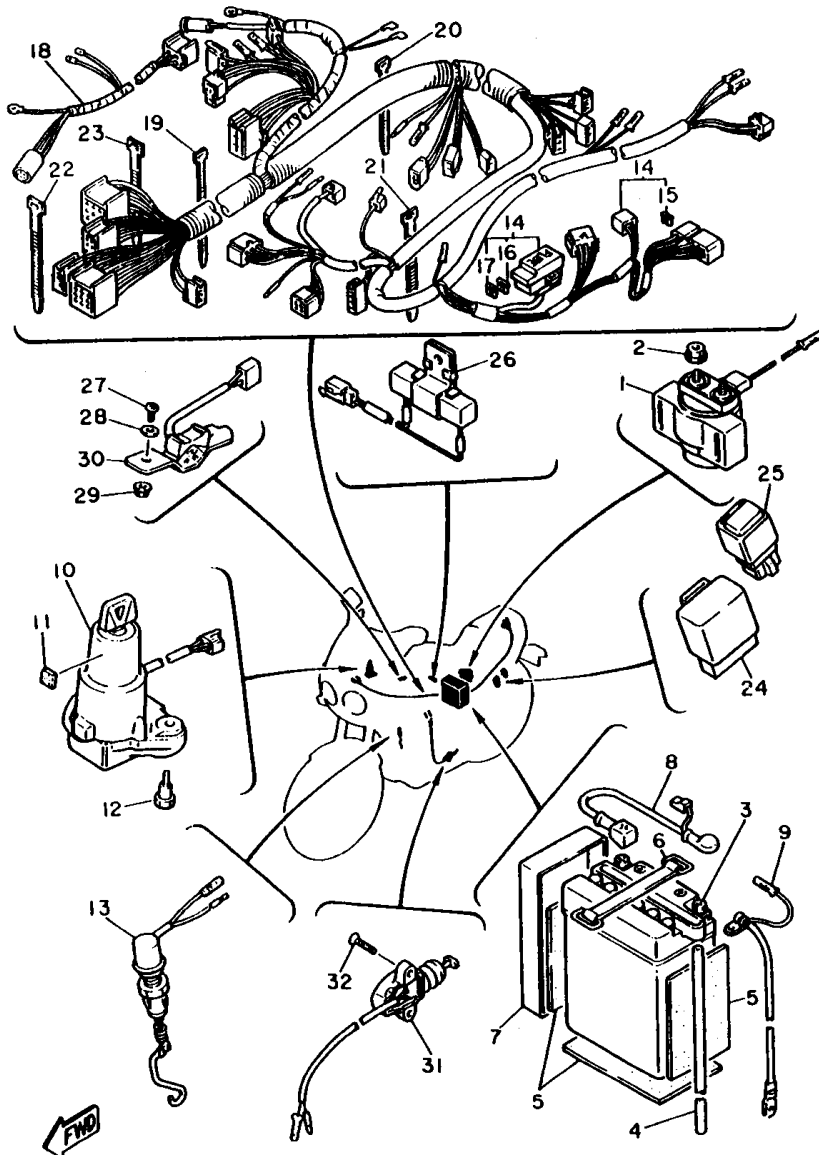


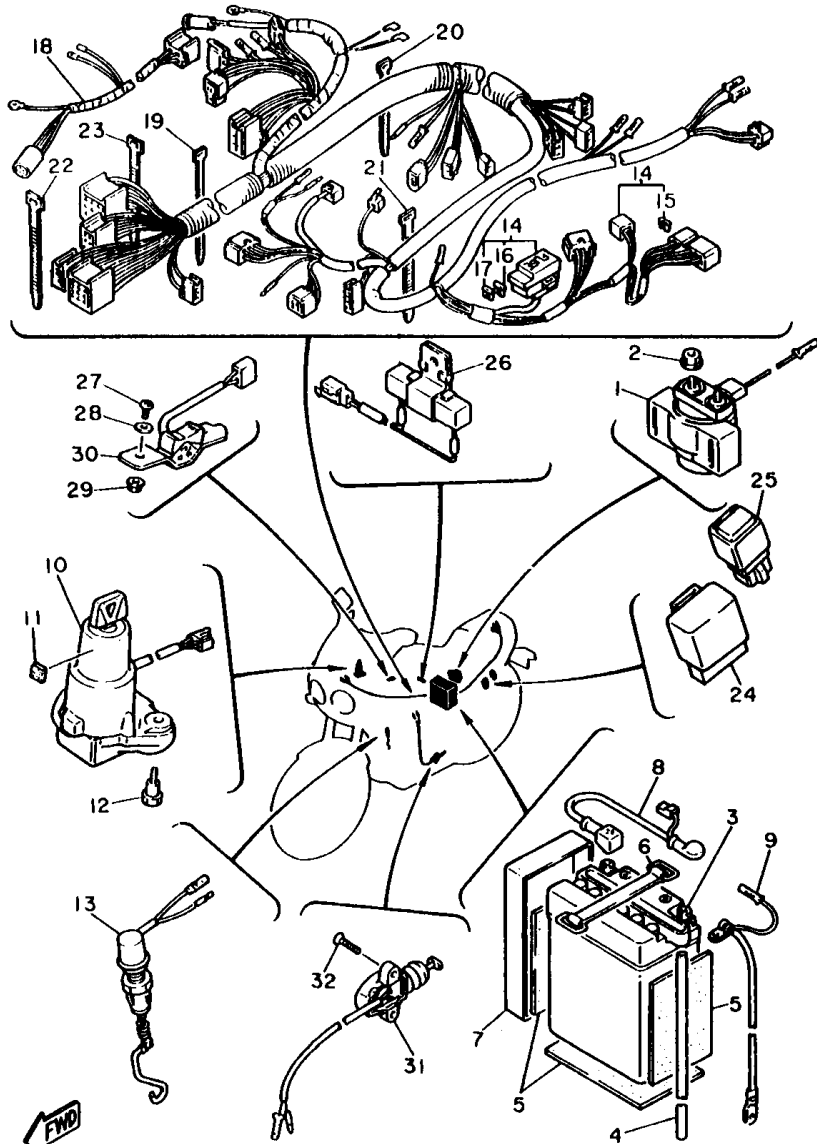
FIG. 49 ELECTRICAL 2



REF. NO.	PART NO.	DESCRIPTION	Q'TY	REMARKS
1	36Y-81940-00	STARTER SWITCH ASSY	1	
2	95701-06500	NUT, flange	2	
3	447-82110-78	BATTERY ASSY (FB14L-A2)	1	YAMAHA
4	90445-08719	HOSE	1	
5	5Y1-82122-00	SEAT, battery	3	
6	2T4-82131-00	BAND, battery	1	
7	165-82124-00	BAND, battery	1	
8	2GH-82115-00	WIRE, plus lead	1	
9	3GM-82116-00	WIRE, minus lead	1	
10	3LK-82501-00	MAIN SWITCH STEERING LOCK	1	
11	3GM-23426-00	DAMPER	1	
12	90149-06228	SCREW	2	
13	3GM-82530-01	STOP SWITCH ASSY	1	
14	3LK-82590-00	WIRE HARNESS ASSY	1	
15	1AE-82151-00	.FUSE (12V 30A)	2	
16	42X-82151-00	.FUSE (10A)	4	
17	2GH-82151-00	.FUSE (20A)	2	
18	3GM-82509-00	WIRE, sub lead	1	
19	437-83936-00	BAND, switch cord	5	
20	90465-13169	CLAMP	1	
21	90464-13073	CLAMP	1	
22	90464-13073	CLAMP	1	
23	90464-13073	CLAMP	1	
24	3EN-81950-00	RELAY ASSY	1	
25	3GM-81950-10	RELAY ASSY	1	
26	3KS-85370-00	RESISTOR ASSY	1	
27	98506-05012	SCREW, pan head	2	
28	92906-05600	WASHER, plate	2	

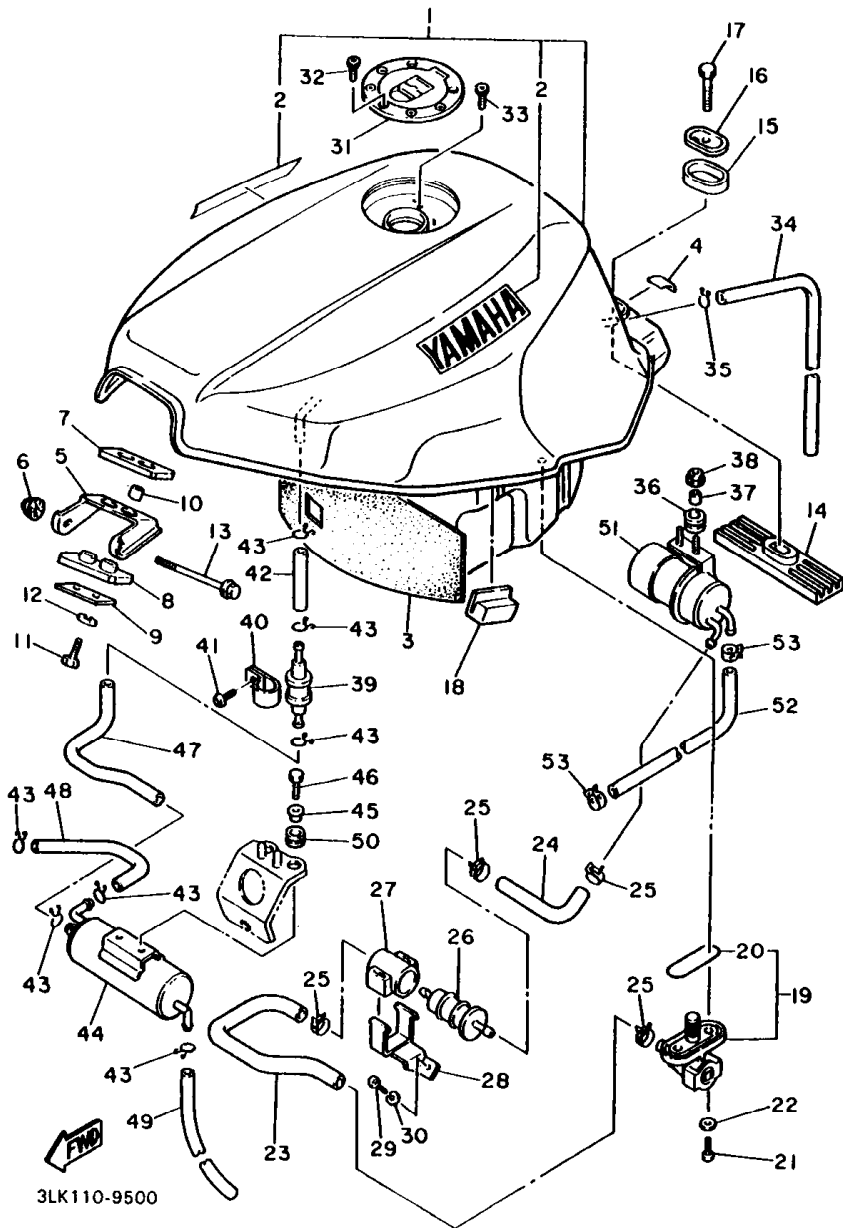
3LK4110-0490

FIG. 49 ELECTRICAL 2



REF. NO.	PART NO.	DESCRIPTION	Q'TY	REMARKS
29	95701-05500	NUT, flange	2	
30	1AE-83964-00	SWITCH	1	
31	2KT-82566-01	SWITCH, side stand	1	
32	90152-05021	SCREW, countersunk	2	

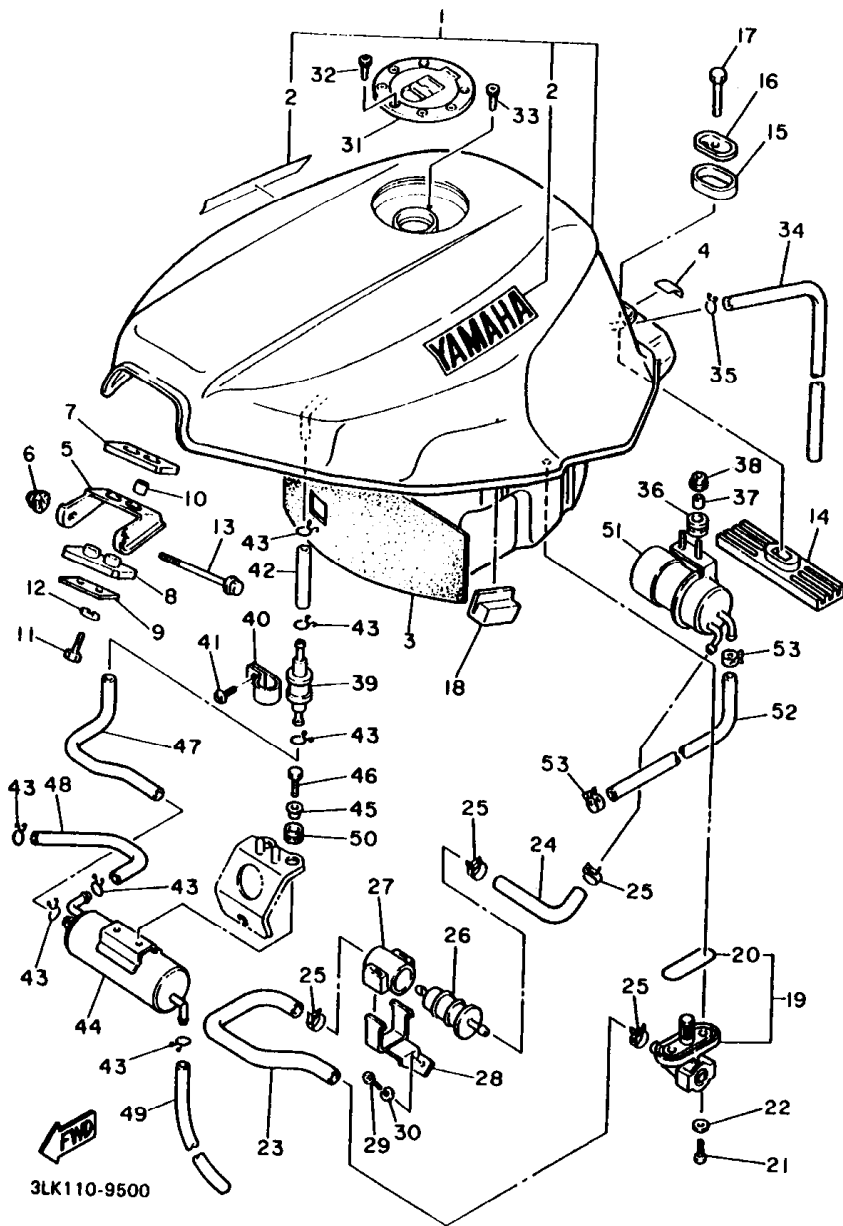
FIG. 50 ALTERNATE (FUEL TANK)



REF. NO.	PART NO.	DESCRIPTION	QTY	REMARKS
1	3LK-24110-01-08	FUEL TANK COMP.	1	BLACK METALLIC 2 STAR SILVER
2	99226-00040	.EMBLEM, yamaha	2	
3	3LK-2414J-00	DAMPER, plate 2	1	
4	2GH-21732-00	SEAL 1	1	
6	2GH-24191-00	BRACKET, fuel tank 1	1	
6	95301-06800	NUT, crown	1	
7	2GH-24181-00	DAMPER, locating 1	1	
8	2GH-24183-00	DAMPER, locating 3	1	
9	2GH-24186-00	WASHER, special	1	
10	90387-06553	COLLAR	2	
11	97001-06025	BOLT	2	
12	92990-06100	WASHER, spring	2	
13	95811-06075	BOLT, flange	1	
14	2GH-24184-00	DAMPER, locating 4	1	
15	3Y6-24183-00	DAMPER, locating 3	1	
16	2GH-24187-00	WASHER, special	1	
17	97002-08030	BOLT	1	
18	3GM-24182-00	DAMPER, locating 2	2	
19	26H-24500-00	FUEL COCK ASSY 1	1	
20	214-24512-00	.GASKET	1	
21	90149-06011	SCREW	2	
22	90202-05193	WASHER, plate	2	
23	3GM-24311-00	PIPE, fuel 1	1	
24	3GM-24312-00	PIPE 2	1	
25	90467-12124	CLIP	4	
26	1FK-24560-00	FILTER ASSY	1	
27	1FK-24566-00	BRACKET, filter	1	
28	3GM-24136-00	CLAMP 2	1	

3LK110-9500

FIG. 50 ALTERNATE (FUEL TANK)



REF. NO.	PART NO.	DESCRIPTION	Q'TY	REMARKS
29	92501-06012	SCREW, pan head	1	
30	92990-06100	WASHER, spring	1	
31	1LJ-24602-02	CAP ASSY	1	
32	90110-05112	BOLT, hexagon socket head	3	
33	91311-05010	BOLT	1	
34	90445-102G7	HOSE	1	
35	90467-09006	CLIP	1	
36	90480-13163	GROMMET	2	
37	90387-062L2	COLLAR	2	
38	95701-06500	NUT, flange	2	
39	25H-24180-00	ROLL OVER VALVE ASSY	1	
40	90461-15100	CLAMP	1	
41	98501-05010	SCREW, pan head	1	
42	90445-11734	HOSE	1	
43	90467-10008	CLIP	7	
44	3LK-24170-00	CANISTER ASSY	1	
45	90387-062L2	COLLAR	2	
46	97021-06016	BOLT	2	
47	3LK-24311-00	PIPE, fuel 1	1	
48	3LK-24313-00	PIPE 3	1	
49	90445-11182	HOSE	1	
50	90480-13163	GROMMET	2	
51	3GM-13907-00	FUEL PUMP COMP.	1	
52	3GM-14294-00	HOSE	1	
53	90467-13123	CLIP	2	