


YAMAHA




**PARTS
CATALOGUE**

YZF-R1'98 (4XV1)

YZF-R1'98 (4XV2) EUROPE

YAMAHA
GENUINE
Parts & Accessories

184XV-300E2



A3

FOREWORD

This Parts Catalogue is related to the parts for the model(s) in the below frame. When you are ordering replacement parts, please refer to this Parts Catalogue and quote both part numbers and part names correctly.

YZF-R1'98(4XV1/4XV2)

1. Modifications or additions which have been made after issue of the Parts Catalogue will be announced in the Yamaha Parts News. It is advisable that you make necessary corrections to the Parts Catalogue according to the Yamaha Parts News.

2. Abbreviations
The Following abbreviations are used in this Parts Catalogue.

"UR" Use specified parts number.

"UN" Use as many as needed.

"AP" Alternate Parts

"LM" Local Made (Parts need to be ordered locally)

"F#" Frame No. (Applicable machine No.)

3. Parts, which are to be supplied in an assembly, are listed with a dot(.) in front of the part name as shown below.

EXAMPLE

CARBURETOR ASSY

.JET, PILOT

.NOZZLE, MAIN

4. Number of component for assembly
The numeral appearing to the right of each component part indicates the quantity of parts for each assembly unit.

EXAMPLE

| PART NO. | DESCRIPTION | Q'TY | REMARKS |
|--------------|--------------------------|------|---------|
| 2F5-83310-60 | FRONT FLASHER LIGHT ASSY | 2 | |
| 115-83311-60 | .BULB (6V-18W) | 1 | |
| 1M1-83309-60 | .REFLECTOR | 1 | |

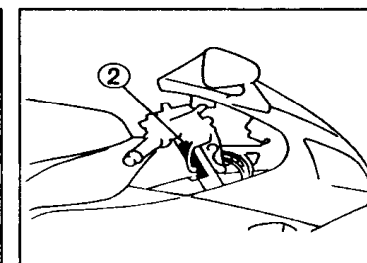
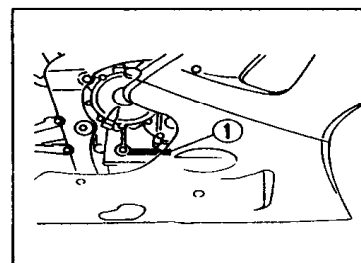
5. Applicable colors of graphics are represented in the "REMARKS" as shown below.

| PART NO. | DESCRIPTION | Q'TY | REMARKS |
|-----------------|---------------------|------|---------|
| 2N4-24110-00-X5 | .FUEL TANK COMP. | 2 | MXR |
| 3J1-24240-10 | .GRAPHIC, FUEL TANK | 1 | for MXR |

6. Applicable Serial No.

① Engine Serial No.

② Frame Serial No.



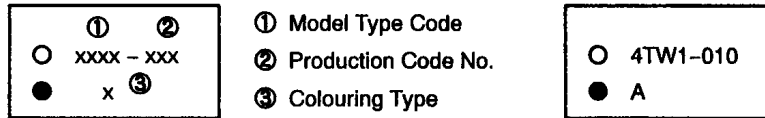
7. Note that the illustrations for reference in funding parts numbers, not to be used for assembling. When assembling, please use the applicable service manual.

8. The asterisk (*) before a reference number indicates modification items after the first edition.

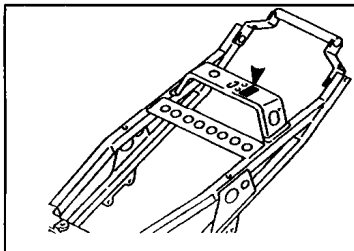
MODEL LABEL

(1) A label called "Model Label" is affixed in the location as indicated in (3) below. When using this parts catalogue, please be sure to cross-refer the "model code - production code No." in the catalogue to the "model code - production code No." indicated on the Model Label affixed onto the product concerned.

(2) "Model Label" Indication



(3) Model Label Affixing Location



(4) Model Code - Production Code Number of Model Listed in This Parts Catalog

| Model Code | Production Code No. | Country (destination) | Model Code | Production Code No. | Country (destination) |
|------------|---------------------|-----------------------|------------|---------------------|-----------------------|
| 4XV1 | 010 | ITALY | | | |
| | 020 | BELGIUM | | | |
| | 030 | DENMARK | | | |
| | 050 | ENGLAND | | | |
| | 060 | GREECE | | | |
| | 070 | HOLLAND | | | |
| | 080 | NORWAY | | | |
| 4XV2 | 090 | PORTUGAL | | | |
| | 020 | FINLAND | | | |
| | 030 | SWEDEN | | | |
| | | | | | |
| | | | | | |
| | | | | | |
| | | | | | |
| | | | | | |

(5) Colouring Information

| Model Code | Colouring type code | Colour code | Colour Name | Abbreviation |
|------------|---------------------|-------------|-------------------------------|--------------|
| 4XV1 | A | 0390 | BLUISH WHITE COCKTAIL 1 | BWC1 |
| 4XV2 | B | 0564 | DEEP PURPLISH BLUE METALLIC C | DPBMC |

CONTENTS

ENGINE

| | |
|-------------------------|-----|
| CYLINDER | B2 |
| CRANKSHAFT. PISTON..... | B3 |
| VALVE | B4 |
| CAMSHAFT. CHAIN | B6 |
| WATER PUMP | B7 |
| RADIATOR. HOSE..... | B9 |
| OIL PUMP | B11 |
| OIL CLEANER | B12 |
| INTAKE | B13 |
| CARBURETOR..... | B14 |
| EXHAUST | C2 |
| CRANKCASE | C3 |
| CRANKCASE COVER 1 | C4 |
| STARTER | C6 |
| CLUTCH | C7 |
| TRANSMISSION | C8 |
| SHIFT CAM. FORK | C10 |
| SHIFT SHAFT..... | C11 |

CHASSIS

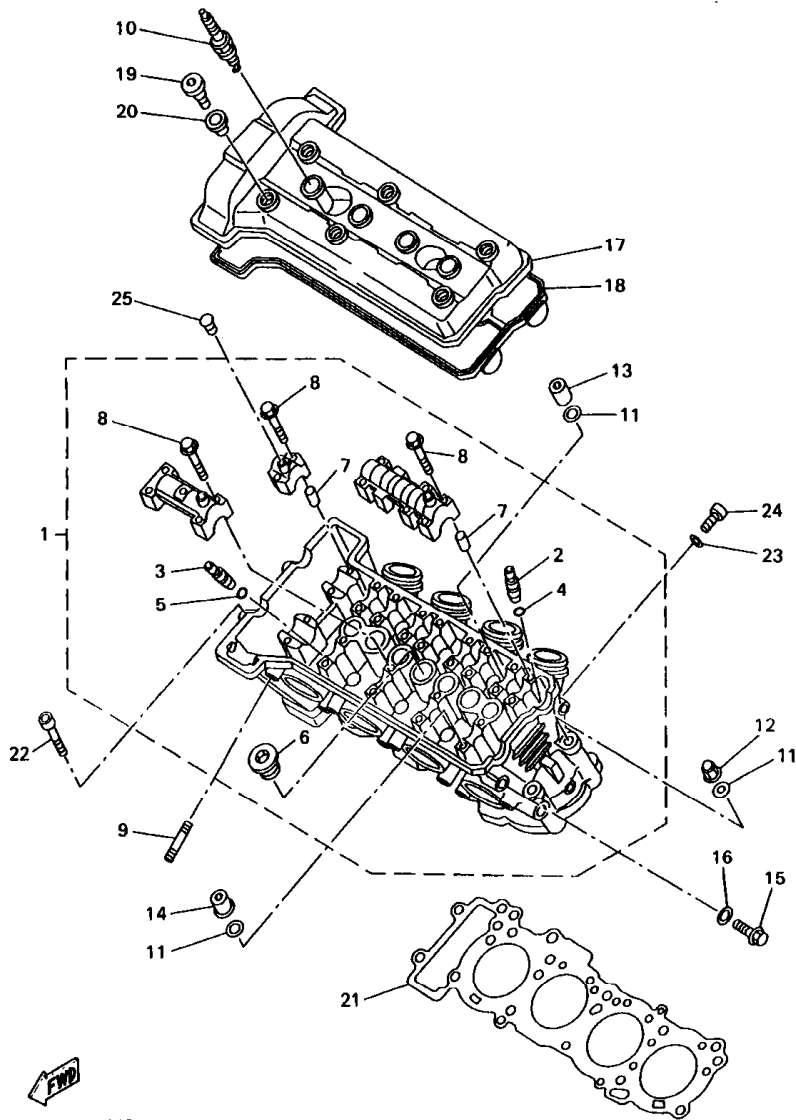
| | |
|---------------------------|-----|
| FRAME | C12 |
| FENDER | C14 |
| SIDE COVER | D2 |
| REAR ARM | D3 |
| REAR SUSPENSION | D5 |
| STEERING | D6 |
| FRONT FORK..... | D7 |
| FUEL TANK..... | D9 |
| SEAT | D11 |
| FRONT WHEEL | D12 |
| FRONT BRAKE CALIPER | D13 |
| REAR WHEEL | D14 |

| | |
|------------------------------|-----|
| REAR BRAKE CALIPER..... | E2 |
| STEERING HANDLE. CABLE | E3 |
| FRONT MASTER CYLINDER | E4 |
| STAND. FOOTREST | E6 |
| REAR MASTER CYLINDER..... | E9 |
| COWLING 1 | E11 |
| COWLING 2 | E12 |
| GENERATOR | E15 |
| STARTING MOTOR..... | F2 |
| FLASHER LIGHT | F3 |
| METER | F4 |
| HEADLIGHT | F5 |
| TAILLIGHT | F6 |
| HANDLE SWITCH. LEVER | F7 |
| ELECTRICAL 1 | F8 |
| ELECTRICAL 2 | F10 |

INDEX

| | |
|-----------------------|----|
| NUMERICAL INDEX | M1 |
|-----------------------|----|

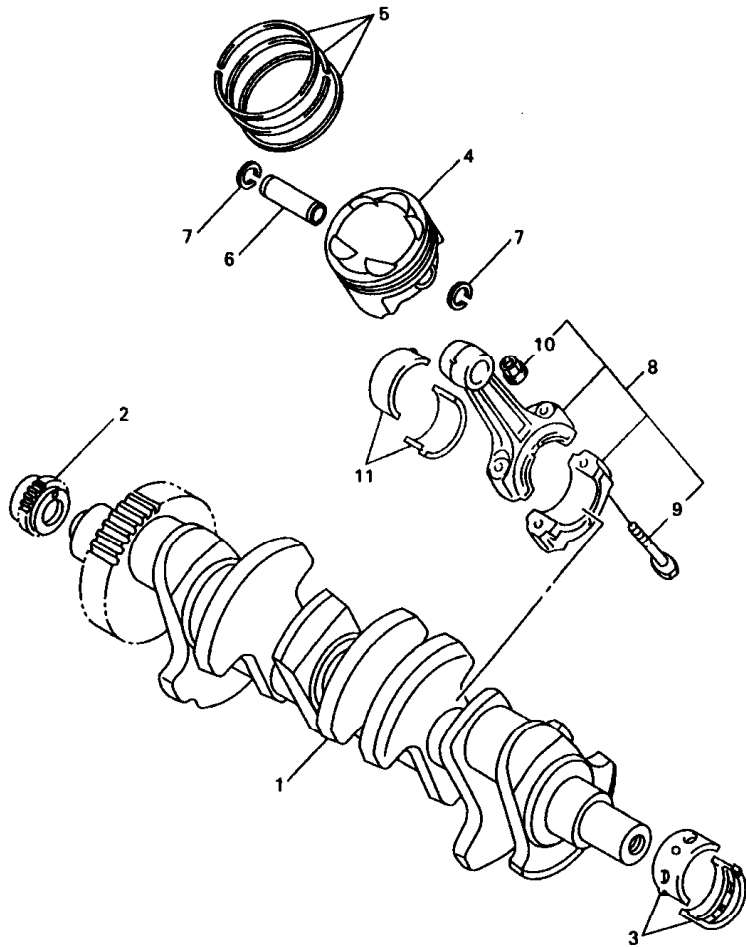
FIG. 1 CYLINDER



4XV352-8010

| REF. NO. | PART NO. | DESCRIPTION | 4XV1 | 4XV2 | REMARKS |
|----------|--------------|---------------------------|------|------|---------|
| | | | | | |
| 1 | 4XV-11102-00 | CYLINDER HEAD ASSY | 1 | 1 | |
| 2 | 3TJ-11133-10 | .GUIDE, INTAKE VALVE | 12 | 12 | |
| 3 | 1WG-11133-11 | .GUIDE, INTAKE VALVE | 8 | 8 | |
| 4 | 93440-07149 | .CIRCLIP | 12 | 12 | |
| 5 | 93440-10153 | .CIRCLIP | 8 | 8 | |
| 6 | 90340-27129 | .PLUG, STRAIGHT SCREW | 1 | 1 | |
| 7 | 91808-16023 | .PIN, DOWEL | 12 | 12 | |
| 8 | 90105-08384 | .BOLT, WASHER BASED | 28 | 28 | |
| 9 | 95617-08625 | BOLT, STUD | 8 | 8 | |
| 10 | 94701-00318 | PLUG, SPARK (NGK R CR9E) | 4 | 4 | UR |
| | 94701-00319 | PLUG, SPARK (ND U27ESR-N) | 4 | 4 | UR |
| 11 | 90201-103M4 | WASHER, PLATE | 10 | 10 | |
| 12 | 90176-10075 | NUT, CROWN | 2 | 2 | |
| 13 | 90179-10683 | NUT | 3 | 3 | |
| 14 | 90179-10693 | NUT | 5 | 5 | |
| 15 | 95027-08012 | BOLT, FLANGE | 1 | 1 | |
| 16 | 90430-08119 | GASKET | 1 | 1 | |
| 17 | 4XV-11191-00 | COVER, CYLINDER HEAD 1 | 1 | 1 | |
| 18 | 4XV-11193-00 | GASKET, HEAD COVER 1 | 1 | 1 | |
| 19 | 90109-066F0 | BOLT | 6 | 6 | |
| 20 | 4KG-1111G-00 | RUBBER, MOUNT 1 | 6 | 6 | |
| 21 | 4XV-11181-00 | GASKET, CYLINDER HEAD 1 | 1 | 1 | |
| 22 | 91317-06060 | BOLT | 2 | 2 | |
| 23 | 90430-06014 | GASKET | 4 | 4 | |
| 24 | 91317-06012 | BOLT | 4 | 4 | |
| 25 | 90338-08174 | PLUG | 2 | 2 | |

FIG. 2 CRANKSHAFT. PISTON

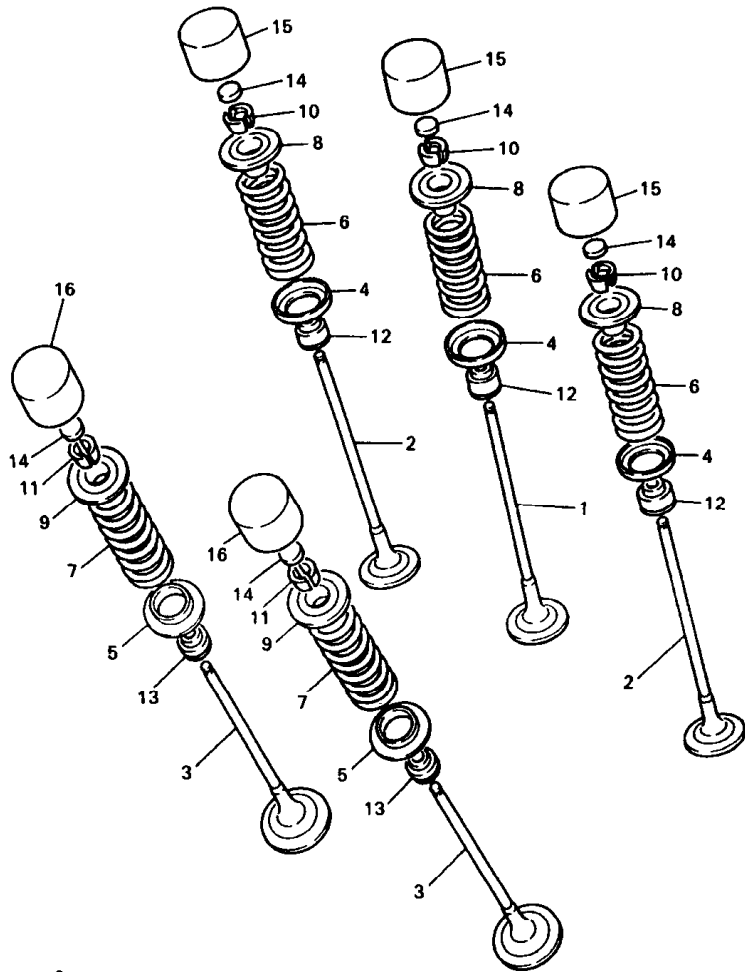


| REF. NO. | PART NO. | DESCRIPTION | 4XV1 | 4XV2 | REMARKS |
|----------|--------------|-------------------------------|------|------|-----------|
| | | | | | |
| 1 | 4XV-11411-00 | CRANKSHAFT | 1 | 1 | |
| 2 | 4XV-11549-00 | SPROCKET, CAM CHAIN | 1 | 1 | |
| 3 | 3GM-11416-00 | PLANE BEARING, CRANKSHAFT 1 | 10 | 10 | UR BLUE |
| | 3GM-11416-10 | PLANE BEARING, CRANKSHAFT 1 | 10 | 10 | UR BLACK |
| | 3GM-11416-20 | PLANE BEARING, CRANKSHAFT 1 | 10 | 10 | UR BROWN |
| | 3GM-11416-A0 | PLANE BEARING, CRANKSHAFT 1 | 10 | 10 | UR WHITE |
| | 3GM-11416-B0 | PLANE BEARING, CRANKSHAFT 1 | 10 | 10 | UR PURPLE |
| 4 | 4XV-11631-00 | PISTON (STD) | 4 | 4 | |
| 5 | 4XV-11603-00 | PISTON RING SET (STD) | 4 | 4 | |
| 6 | 4XV-11633-00 | PIN, PISTON | 4 | 4 | |
| 7 | 90468-12069 | CLIP | 8 | 8 | |
| 8 | 4XV-11650-00 | CONNECTING ROD ASSY | 4 | 4 | |
| 9 | 4XV-11654-00 | .BOLT, CONNECTING ROD | 2 | 2 | |
| 10 | 90179-08327 | .NUT | 2 | 2 | |
| 11 | 3GM-11656-00 | PLANE BEARING, CONNECTING ROD | 8 | 8 | UR BLUE |
| | 3GM-11656-10 | PLANE BEARING, CONNECTING ROD | 8 | 8 | UR BLACK |
| | 3GM-11656-A0 | PLANE BEARING, CONNECTING ROD | 8 | 8 | UR WHITE |
| | 3GM-11656-B0 | PLANE BEARING, CONNECTING ROD | 8 | 8 | UR PURPLE |



4XV352-8020

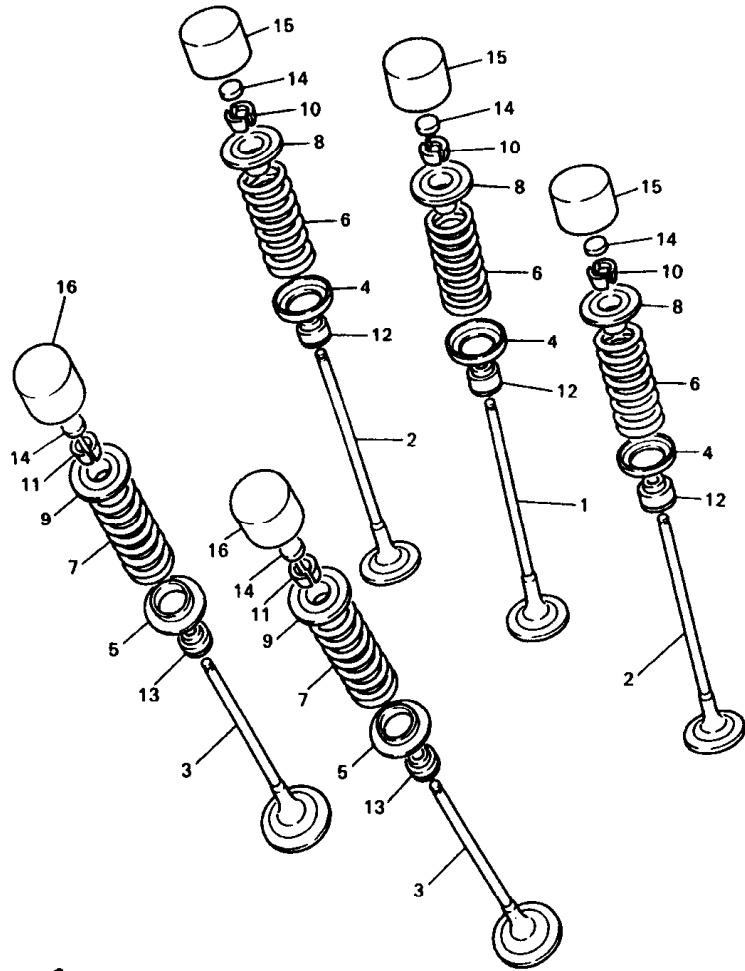
FIG. 3 VALVE



4XV352-8030

| REF. NO. | PART NO. | DESCRIPTION | 4XV1 | 4XV2 | REMARKS |
|----------|--------------|-------------------------|------|------|---------|
| 1 | 4XV-12111-00 | VALVE, INTAKE | 4 | 4 | |
| 2 | 4XV-12112-00 | VALVE, INTAKE 2 | 8 | 8 | |
| 3 | 4XV-12121-00 | VALVE, EXHAUST | 8 | 8 | |
| 4 | 1HX-12116-00 | SEAT, VALVE SPRING | 12 | 12 | |
| 5 | 3GM-12128-00 | SEAT, VALVE SPRING 2 | 8 | 8 | |
| 6 | 4XV-12113-00 | SPRING, VALVE INNER | 12 | 12 | |
| 7 | 4XV-12114-00 | SPRING, VALVE OUTER | 8 | 8 | |
| 8 | 1HX-12117-00 | RETAINER, VALVE SPRING | 12 | 12 | |
| 9 | 1WG-12117-00 | RETAINER, VALVE SPRING | 8 | 8 | |
| 10 | 1HX-12118-00 | COTTER, VALVE | 24 | 24 | |
| 11 | 1WG-12118-00 | COTTER, VALVE | 16 | 16 | |
| 12 | 4TV-12119-00 | SEAL, VALVE STEM | 12 | 12 | |
| 13 | 4SV-12119-00 | SEAL, VALVE STEM | 8 | 8 | |
| 14 | 1HX-12168-00 | PAD, ADJUSTING 2 (1.20) | 20 | 20 | UR |
| | 1HX-12168-20 | PAD, ADJUSTING 2 (1.25) | 20 | 20 | UR |
| | 1HX-12168-40 | PAD, ADJUSTING 2 (1.30) | 20 | 20 | UR |
| | 1HX-12168-60 | PAD, ADJUSTING 2 (1.35) | 20 | 20 | UR |
| | 1HX-12168-80 | PAD, ADJUSTING 2 (1.40) | 20 | 20 | UR |
| | 1HX-12168-A0 | PAD, ADJUSTING 2 (1.45) | 20 | 20 | UR |
| | 1HX-12168-F0 | PAD, ADJUSTING 2 (1.50) | 20 | 20 | UR |
| | 1HX-12168-H1 | PAD, ADJUSTING 2 (1.55) | 20 | 20 | UR |
| | 1HX-12168-K1 | PAD, ADJUSTING 2 (1.60) | 20 | 20 | UR |
| | 1HX-12168-M1 | PAD, ADJUSTING 2 (1.65) | 20 | 20 | UR |
| | 1HX-12168-R1 | PAD, ADJUSTING 2 (1.70) | 20 | 20 | UR |
| | 1HX-12168-U1 | PAD, ADJUSTING 2 (1.75) | 20 | 20 | UR |
| | 1HX-12168-W1 | PAD, ADJUSTING 2 (1.80) | 20 | 20 | UR |
| | 1HX-12168-Y1 | PAD, ADJUSTING 2 (1.85) | 20 | 20 | UR |

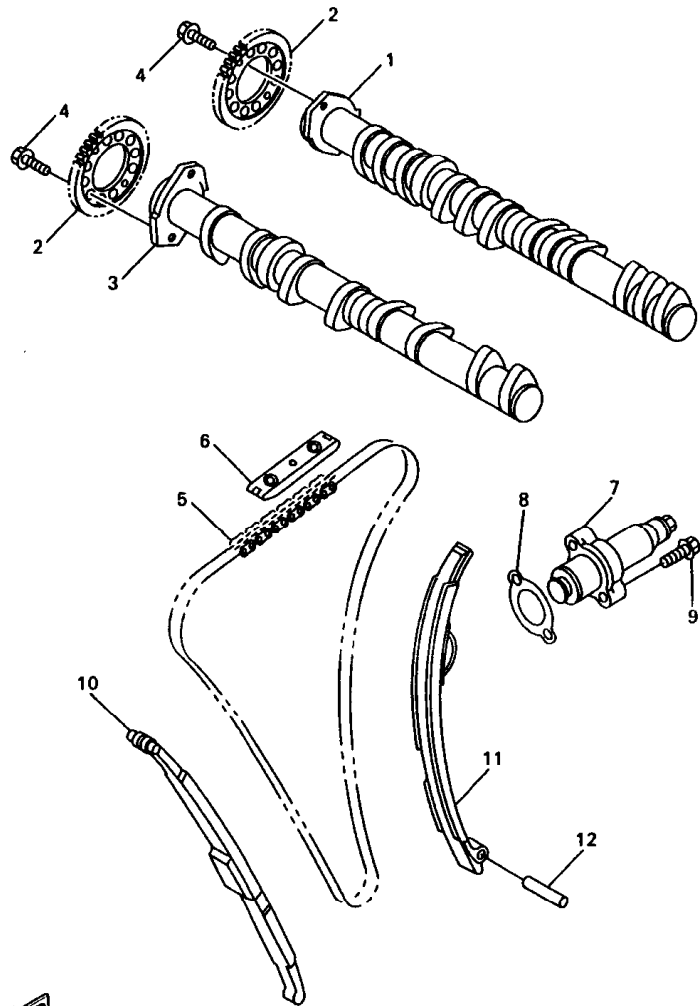
FIG. 3 VALVE



| REF. NO. | PART NO. | DESCRIPTION | 4XV1 | 4XV2 | | | REMARKS |
|----------|--------------|-------------------------|------|------|--|--|----------|
| | | | | | | | |
| 14 | 1HX-12169-11 | PAD, ADJUSTING 2 (1.90) | 20 | 20 | | | UR |
| | 1HX-12169-31 | PAD, ADJUSTING 2 (1.95) | 20 | 20 | | | UR |
| | 1HX-12169-50 | PAD, ADJUSTING 2 (2.00) | 20 | 20 | | | UR |
| | 1HX-12169-70 | PAD, ADJUSTING 2 (2.05) | 20 | 20 | | | UR |
| | 1HX-12169-90 | PAD, ADJUSTING 2 (2.10) | 20 | 20 | | | UR |
| | 1HX-12169-E0 | PAD, ADJUSTING 2 (2.15) | 20 | 20 | | | UR |
| | 1HX-12169-G0 | PAD, ADJUSTING 2 (2.20) | 20 | 20 | | | UR |
| | 1HX-12169-J0 | PAD, ADJUSTING 2 (2.25) | 20 | 20 | | | UR |
| | 1HX-12169-L0 | PAD, ADJUSTING 2 (2.30) | 20 | 20 | | | UR |
| | 1HX-12169-N0 | PAD, ADJUSTING 2 (2.35) | 20 | 20 | | | UR |
| | 1HX-12169-T0 | PAD, ADJUSTING 2 (2.40) | 20 | 20 | | | UR |
| 15 | 3LN-12153-09 | LIFTER, VALVE (O/S) | 12 | 12 | | | UR GREEN |
| | 3LN-12153-20 | LIFTER, VALVE | 12 | 12 | | | UR BLUE |
| 16 | 3FV-12153-09 | LIFTER, VALVE (O/S) | 8 | 8 | | | UR GREEN |
| | 3FV-12153-20 | LIFTER, VALVE | 8 | 8 | | | UR BLUE |


4XV352-8030

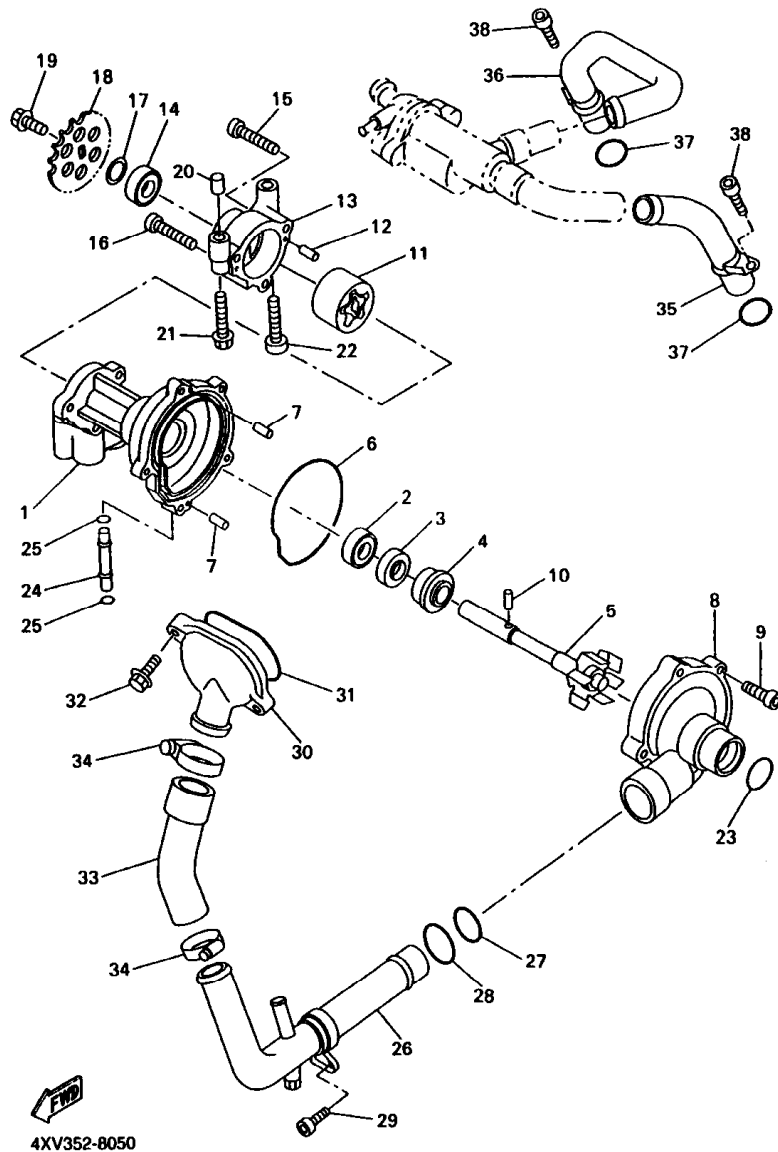
FIG. 4 CAMSHAFT. CHAIN



| REF. NO. | PART NO. | DESCRIPTION | 4XV1 | 4XV2 | | | | REMARKS |
|----------|--------------|---------------------------|------|------|--|--|--|---------|
| | | | | | | | | |
| 1 | 4XV-12171-00 | CAMSHAFT 1 | 1 | 1 | | | | |
| 2 | 4XV-12176-00 | SPROCKET, CAM CHAIN | 2 | 2 | | | | |
| 3 | 4XV-12181-00 | CAMSHAFT 2 | 1 | 1 | | | | |
| 4 | 90105-07342 | BOLT, WASHER BASED | 4 | 4 | | | | |
| 5 | 94591-49130 | CHAIN | 1 | 1 | | | | |
| 6 | 5BE-12241-00 | GUIDE, STOPPER 2 | 1 | 1 | | | | |
| 7 | 4XV-12210-00 | TENSIONER ASSY, CAM CHAIN | 1 | 1 | | | | |
| 8 | 4FM-12213-00 | GASKET, TENSIONER CASE | 1 | 1 | | | | |
| 9 | 95027-06025 | BOLT, FLANGE | 2 | 2 | | | | |
| 10 | 4XV-12251-00 | DAMPER, CHAIN 1 | 1 | 1 | | | | |
| 11 | 4XV-12252-00 | DAMPER, CHAIN 2 | 1 | 1 | | | | |
| 12 | 93607-44190 | PIN, DOWEL | 1 | 1 | | | | |
| | | | | | | | | |
| | | | | | | | | |
| | | | | | | | | |
| | | | | | | | | |

4XV352-8040

FIG. 5 WATER PUMP



| REF. NO. | PART NO. | DESCRIPTION | 4XV1 | 4XV2 | REMARKS |
|----------|--------------|---------------------|------|------|---------|
| | | | | | |
| 1 | 4XV-12421-00 | HOUSING, WATER PUMP | 1 | 1 | |
| 2 | 93306-00106 | BEARING | 1 | 1 | |
| 3 | 93102-12372 | OIL SEAL | 1 | 1 | |
| 4 | 11H-12438-00 | SEAL, MECHANICAL | 1 | 1 | |
| 5 | 4XV-12450-00 | IMPELLER SHAFT ASSY | 1 | 1 | |
| 6 | 4XV-12439-00 | O-RING | 1 | 1 | |
| 7 | 93604-10011 | PIN, DOWEL | 2 | 2 | |
| 8 | 4XV-12422-00 | COVER, HOUSING | 1 | 1 | |
| 9 | 91317-06025 | BOLT | 5 | 5 | |
| 10 | 93603-17070 | PIN, DOWEL | 1 | 1 | |
| 11 | 4XV-13310-00 | ROTOR ASSY 1 | 1 | 1 | |
| 12 | 93603-12007 | PIN, DOWEL | 2 | 2 | |
| 13 | 4XV-13336-00 | HOUSING, ROTOR | 1 | 1 | |
| 14 | 93306-00106 | BEARING | 1 | 1 | |
| 15 | 91317-06035 | BOLT | 2 | 2 | |
| 16 | 91317-06040 | BOLT | 1 | 1 | |
| 17 | 90201-12541 | WASHER, PLATE | 1 | 1 | |
| 18 | 4XV-13355-00 | SPROCKET, DRIVEN | 1 | 1 | |
| 19 | 90105-06154 | BOLT, WASHER BASED | 1 | 1 | |
| 20 | 91808-30031 | PIN, DOWEL | 1 | 1 | |
| 21 | 95817-06045 | BOLT, FLANGE | 1 | 1 | |
| 22 | 91317-06045 | BOLT | 1 | 1 | |
| 23 | 93210-36788 | O-RING | 1 | 1 | |
| 24 | 4XV-12485-00 | PIPE 5 | 1 | 1 | |
| 25 | 93210-06667 | O-RING | 2 | 2 | |
| 26 | 4XV-12461-00 | PIPE 1 | 1 | 1 | |
| 27 | 93210-235A1 | O-RING | 1 | 1 | |

B7

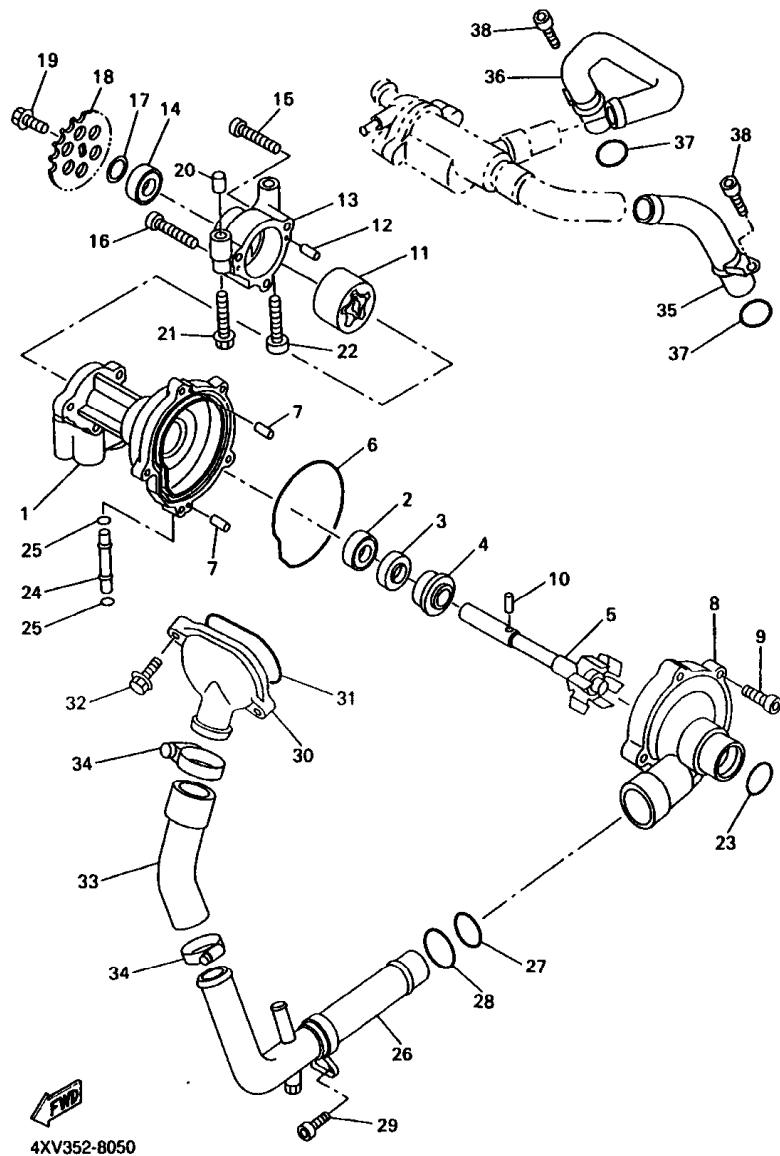
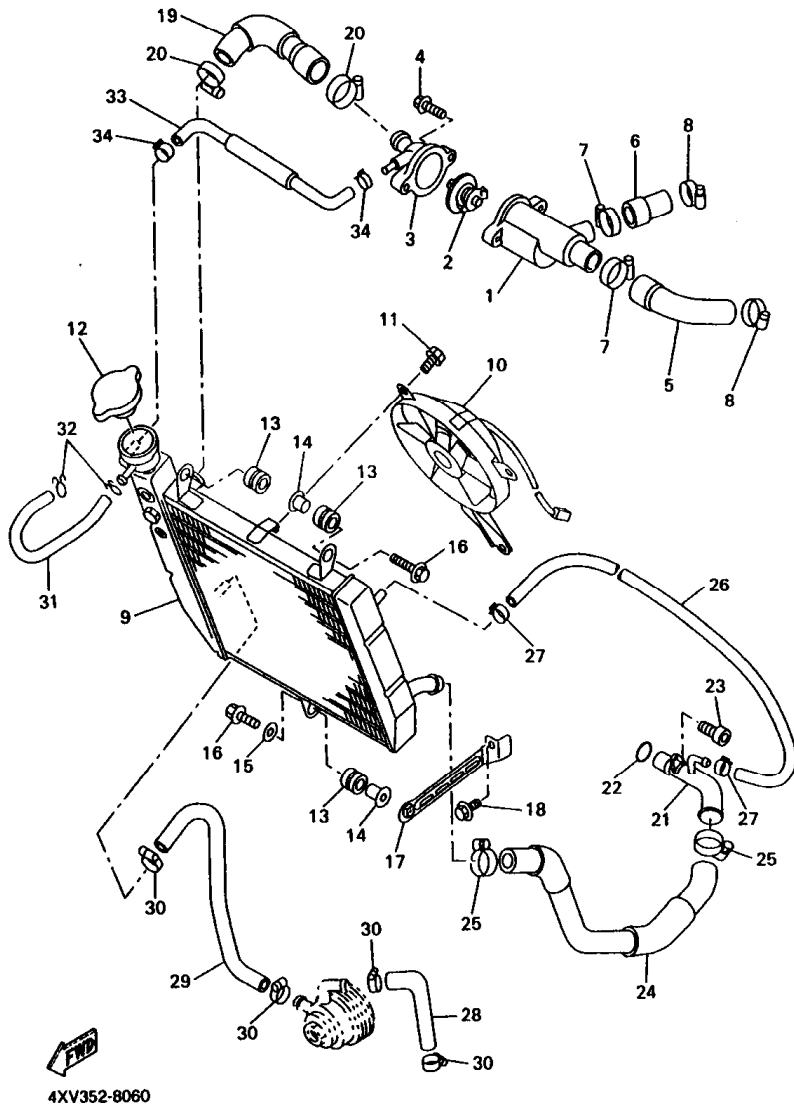


FIG. 5 WATER PUMP

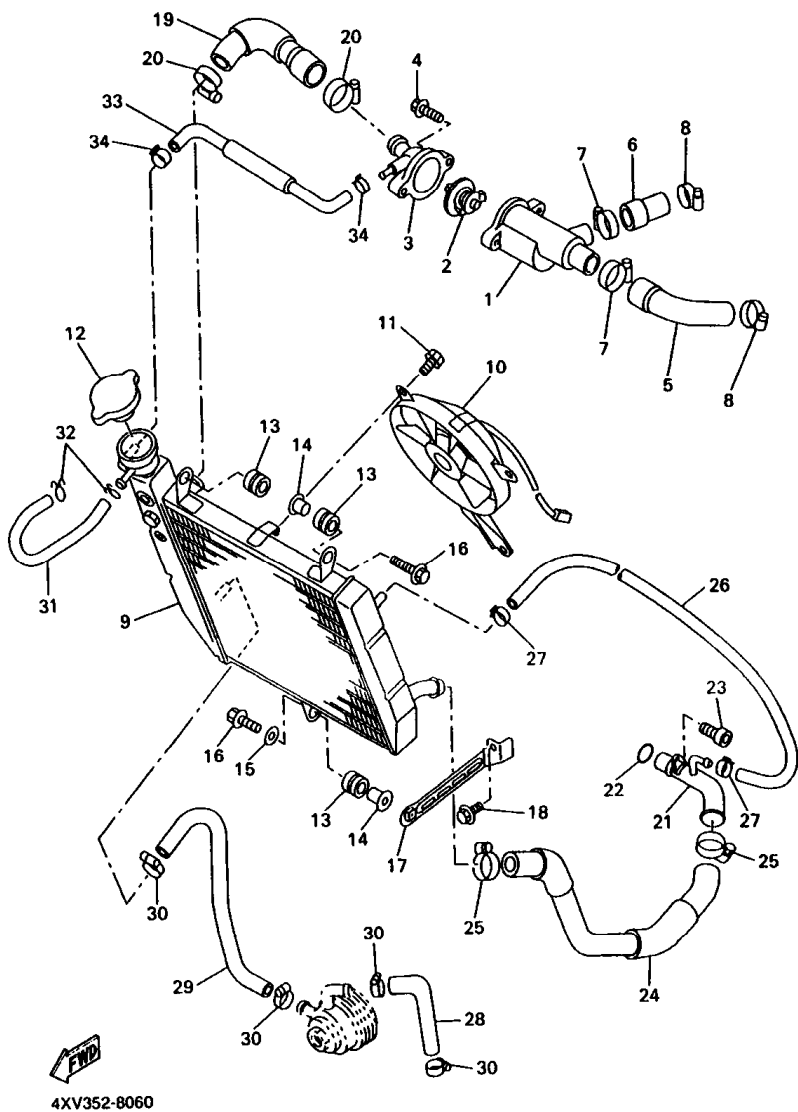
| REF. NO. | PART NO. | DESCRIPTION | 4XV1 | 4XV2 | REMARKS |
|----------|--------------|---------------------------|------|------|---------|
| 28 | 93210-27370 | O-RING | 1 | 1 | |
| 29 | 90110-08228 | BOLT, HEXAGON SOCKET HEAD | 1 | 1 | |
| 30 | 4XV-12469-00 | JOINT 1 | 1 | 1 | |
| 31 | 93210-47675 | O-RING | 1 | 1 | |
| 32 | 95027-08020 | BOLT, FLANGE | 2 | 2 | |
| 33 | 4XV-12576-00 | HOSE 1 | 1 | 1 | |
| 34 | 90450-38040 | HOSE CLAMP ASSY | 2 | 2 | |
| 35 | 4XV-12482-00 | PIPE 2 | 1 | 1 | |
| 36 | 4XV-12483-00 | PIPE 3 | 1 | 1 | |
| 37 | 93210-18417 | O-RING | 2 | 2 | |
| 38 | 91317-06016 | BOLT | 2 | 2 | |

FIG. 6 RADIATOR. HOSE



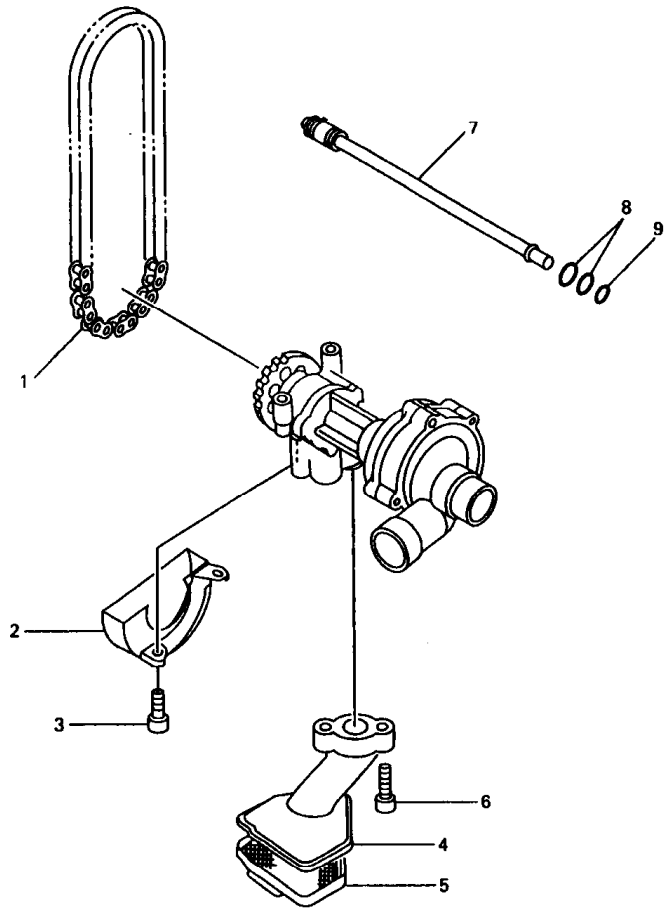
| REF. NO. | PART NO. | DESCRIPTION | | | REMARKS |
|----------|--------------|---------------------------|------|------|---------|
| | | | 4XV1 | 4XV2 | |
| 1 | 4XV-12417-00 | HOUSING, THERMOSTAT | 1 | 1 | |
| 2 | 4FM-12410-00 | THERMOSTAT ASSY | 1 | 1 | |
| 3 | 4XV-12413-00 | COVER, THERMOSTAT | 1 | 1 | |
| 4 | 95027-08025 | BOLT, FLANGE | 2 | 2 | |
| 5 | 4XV-12577-00 | HOSE 2 | 1 | 1 | |
| 6 | 4XV-12578-00 | HOSE 3 | 1 | 1 | |
| 7 | 90450-32051 | HOSE CLAMP ASSY | 2 | 2 | |
| 8 | 90450-28014 | HOSE CLAMP ASSY | 2 | 2 | |
| 9 | 4XV-12461-00 | RADIATOR ASSY | 1 | 1 | |
| 10 | 4XV-12405-00 | BLOWER ASSY | 1 | 1 | |
| 11 | 95817-06010 | BOLT, FLANGE | 6 | 6 | |
| 12 | 4JH-12462-00 | CAP, RADIATOR | 1 | 1 | |
| 13 | 90480-15363 | GROMMET | 3 | 3 | |
| 14 | 90387-07391 | COLLAR | 2 | 2 | |
| 15 | 90201-06071 | WASHER, PLATE | 1 | 1 | |
| 16 | 95827-06025 | BOLT, FLANGE | 2 | 2 | |
| 17 | 4XV-12464-00 | STAY, RADIATOR | 1 | 1 | |
| 18 | 95827-06012 | BOLT, FLANGE | 1 | 1 | |
| 19 | 4XV-12579-00 | HOSE 4 | 1 | 1 | |
| 20 | 90450-38040 | HOSE CLAMP ASSY | 2 | 2 | |
| 21 | 4XV-12484-00 | PIPE 4 | 1 | 1 | |
| 22 | 93210-23787 | O-RING | 1 | 1 | |
| 23 | 90110-06228 | BOLT, HEXAGON SOCKET HEAD | 1 | 1 | |
| 24 | 4XV-12551-00 | HOSE 7 | 1 | 1 | |
| 25 | 90450-38040 | HOSE CLAMP ASSY | 2 | 2 | |
| 26 | 4XV-1243A-00 | HOSE 1 | 1 | 1 | |
| 27 | 90467-11090 | CLIP | 2 | 2 | |

FIG. 6 RADIATOR. HOSE



| REF. NO. | PART NO. | DESCRIPTION | | | REMARKS |
|----------|--------------|-----------------|------|------|---------|
| | | | 4XV1 | 4XV2 | |
| 28 | 4XV-12588-00 | HOSE 5 | 1 | 1 | |
| 29 | 4XV-12589-00 | HOSE 6 | 1 | 1 | |
| 30 | 90450-22017 | HOSE CLAMP ASSY | 4 | 4 | |
| 31 | 90445-09074 | HOSE | 1 | 1 | |
| 32 | 90467-08003 | CLIP | 2 | 2 | |
| 33 | 4XV-12552-00 | HOSE 8 | 1 | 1 | |
| 34 | 90467-11090 | CLIP | 2 | 2 | |
| | | | | | |
| | | | | | |
| | | | | | |
| | | | | | |
| | | | | | |
| | | | | | |

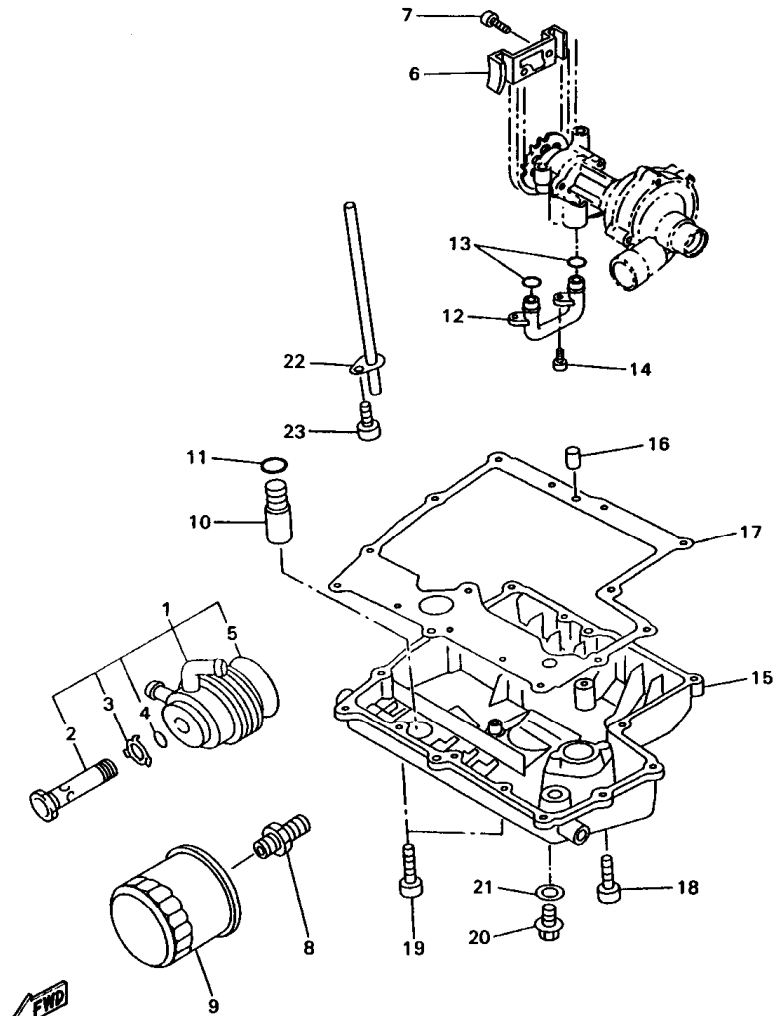
FIG. 7 OIL PUMP




4XV352-8070

| REF. NO. | PART NO. | DESCRIPTION | 4XV1 | 4XV2 | | | | REMARKS |
|----------|--------------|--------------------|------|------|--|--|--|---------|
| | | | | | | | | |
| 1 | 94580-25078 | CHAIN (DID25 78LE) | 1 | 1 | | | | |
| 2 | 4XV-13327-00 | COVER, PUMP GEAR | 1 | 1 | | | | |
| 3 | 91317-06012 | BOLT | 1 | 1 | | | | |
| 4 | 4XV-13412-00 | HOUSING, STRAINER | 1 | 1 | | | | |
| 5 | 4XV-13411-00 | STRAINER, OIL | 1 | 1 | | | | |
| 6 | 91317-06020 | BOLT | 2 | 2 | | | | |
| 7 | 4XV-1318E-00 | PIPE, DELEVERY 5 | 1 | 1 | | | | |
| 8 | 93210-09165 | O-RING | 2 | 2 | | | | |
| 9 | 93210-06667 | O-RING | 1 | 1 | | | | |
| | | | | | | | | |
| | | | | | | | | |
| | | | | | | | | |
| | | | | | | | | |
| | | | | | | | | |
| | | | | | | | | |
| | | | | | | | | |

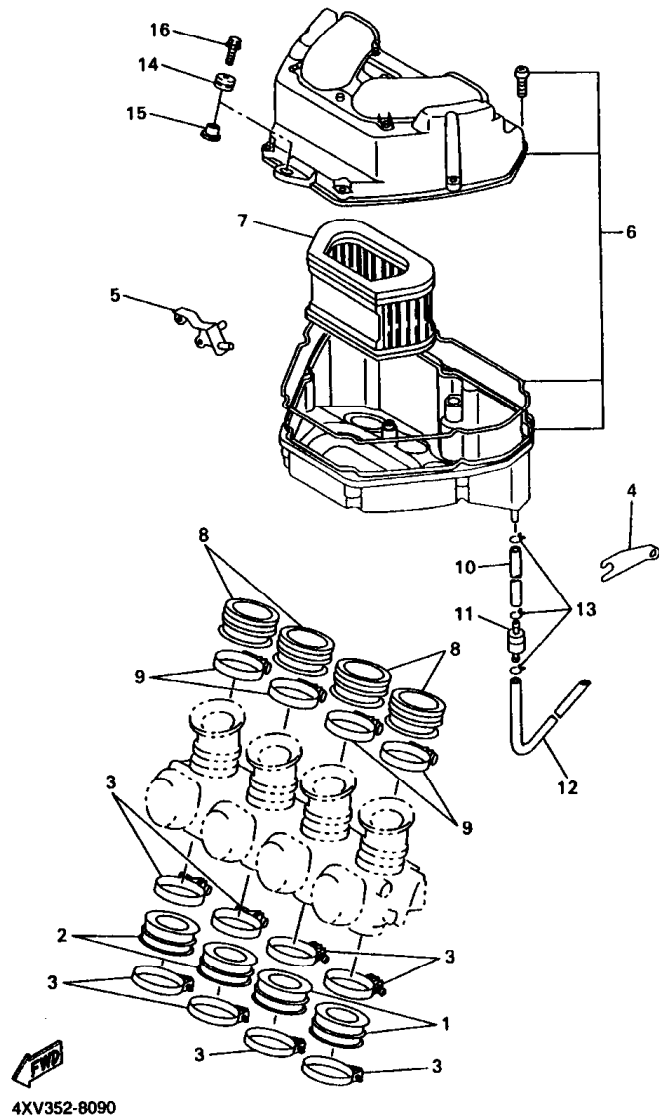
FIG. 8 OIL CLEANER



4XV352-8081

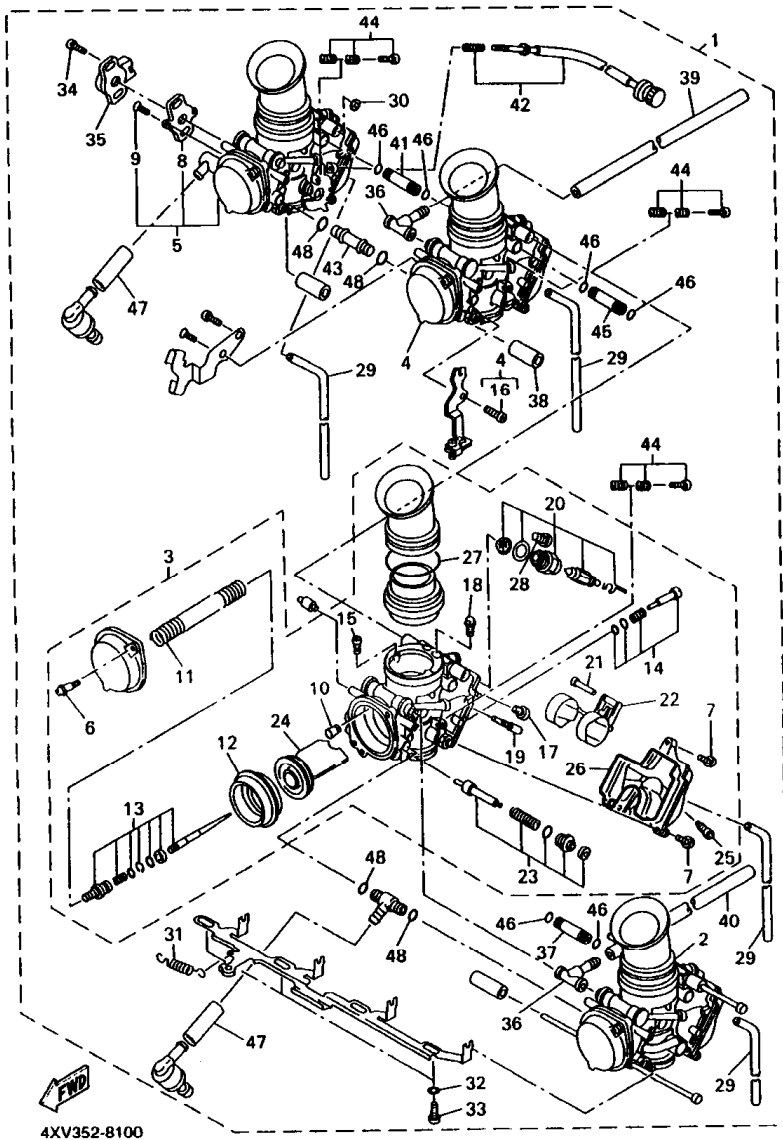
| REF. NO. | PART NO. | DESCRIPTION | | | REMARKS |
|----------|--------------|---------------------------|------|------|---------|
| | | | 4XV1 | 4XV2 | |
| 1 | 4XV-13470-00 | OIL COOLER ASSY | 1 | 1 | |
| * 2 | 4XV-12822-00 | .BOLT, UNION | 1 | | |
| * 3 | 4XV-13473-00 | .O-RING | 1 | 1 | |
| * 4 | 4XV-13318-00 | .WASHER | 1 | 1 | |
| * 5 | 4XV-13475-00 | .GASKET | 1 | 1 | |
| 6 | 4XV-13898-00 | HOLDER | 1 | 1 | |
| 7 | 91317-06012 | BOLT | 2 | 2 | |
| 8 | 90401-20145 | BOLT, UNION | 1 | 1 | |
| 9 | 3FV-13440-00 | ELEMENT ASSY, OIL CLEANER | 1 | 1 | |
| 10 | 4XV-13490-00 | RELIEF VALVE ASSY | 1 | 1 | |
| 11 | 93210-15566 | O-RING | 1 | 1 | |
| 12 | 4XV-13416-00 | PIPE, OIL 1 | 1 | 1 | |
| 13 | 93210-14579 | O-RING | 2 | 2 | |
| 14 | 91317-06012 | BOLT | 2 | 2 | |
| 15 | 4XV-13417-00 | COVER, STRAINER | 1 | 1 | |
| 16 | 99530-08012 | PIN, DOWEL | 2 | 2 | |
| 17 | 4XV-13414-00 | GASKET, STRAINER COVER | 1 | 1 | |
| 18 | 91317-06025 | BOLT | 13 | 13 | |
| 19 | 90110-06225 | BOLT, HEXAGON SOCKET HEAD | 2 | 2 | |
| 20 | 90340-14132 | PLUG, STRAIGHT SCREW | 1 | 1 | |
| 21 | 214-11198-01 | GASKET | 1 | 1 | |
| 22 | 4XV-13161-00 | PIPE, DELIVERY 1 | 1 | 1 | |
| 23 | 91317-06012 | BOLT | 1 | 1 | |

FIG. 9 INTAKE



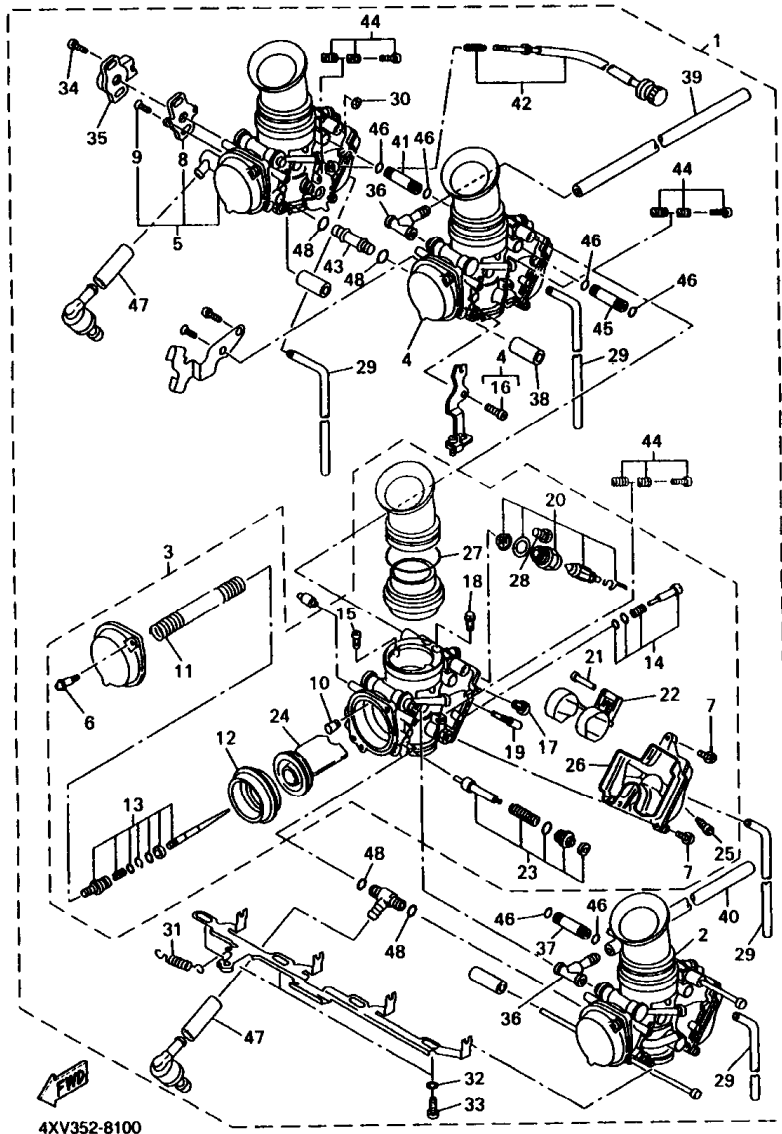
| REF. NO. | PART NO. | DESCRIPTION | 4XV1 | 4XV2 | REMARKS |
|----------|--------------|-----------------------|------|------|---------|
| | | | | | |
| 1 | 4XV-13597-00 | JOINT, CARBURETOR 3 | 2 | 2 | |
| 2 | 4XV-13598-00 | JOINT, CARBURETOR 4 | 2 | 2 | |
| 3 | 90450-57044 | HOSE CLAMP ASSY | 8 | 8 | |
| 4 | 4XV-14414-00 | STAY 2 | 1 | 1 | |
| 5 | 4XV-14413-00 | STAY | 1 | 1 | |
| 6 | 4XV-14401-00 | AIR CLEANER CASE ASSY | 1 | 1 | |
| 7 | 4XV-14451-00 | ELEMENT, AIR CLEANER | 1 | 1 | |
| 8 | 4XV-14453-00 | JOINT, AIR CLEANER 1 | 4 | 4 | |
| 9 | 90450-75083 | HOSE CLAMP ASSY | 4 | 4 | |
| 10 | 90445-11452 | HOSE | 1 | 1 | |
| 11 | 4X7-2149Y-00 | FILTER ASSY | 1 | 1 | |
| 12 | 90445-113F8 | HOSE | 1 | 1 | |
| 13 | 90467-10041 | CLIP | 3 | 3 | |
| 14 | 90480-12314 | GROMMET | 1 | 1 | |
| 15 | 90387-065J6 | COLLAR | 1 | 1 | |
| 16 | 95817-06020 | BOLT, FLANGE | 1 | 1 | |

FIG. 10 CARBURETOR



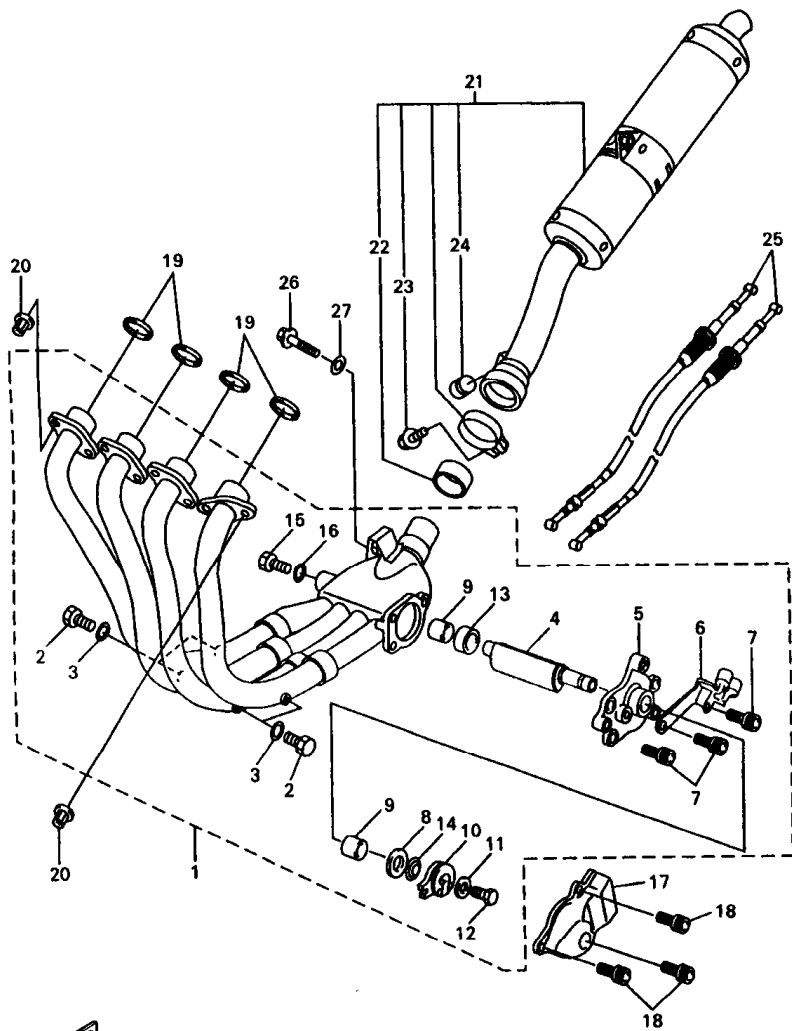
| REF. NO. | PART NO. | DESCRIPTION | 4XV1 | 4XV2 | REMARKS |
|----------|--------------|-----------------------|------|------|---------|
| 1 | 4XV-14900-00 | CARBURETOR ASSY | 1 | | |
| | 4XV-14900-10 | CARBURETOR ASSY | | 1 | |
| 2 | 4XV-14901-00 | .CARBURETOR ASSY 1 | 1 | | |
| | 4XV-14901-10 | .CARBURETOR ASSY 1 | | 1 | |
| 3 | 4XV-14902-00 | .CARBURETOR ASSY 2 | 1 | | |
| | 4XV-14902-10 | .CARBURETOR ASSY 2 | | 1 | |
| 4 | 4XV-14903-00 | .CARBURETOR ASSY 3 | 1 | | |
| | 4XV-14903-10 | .CARBURETOR ASSY 3 | | 1 | |
| 5 | 4XV-14904-00 | .CARBURETOR ASSY 4 | 1 | | |
| | 4XV-14904-10 | .CARBURETOR ASSY 4 | | 1 | |
| 6 | 4KM-14216-00 | ..SCREW | 2 | 2 | |
| 7 | 98507-05012 | ..SCREW, PAN HEAD | 3 | 3 | |
| 8 | 4KG-14995-00 | ..BRACKET | 1 | 1 | |
| 9 | 98707-04008 | ..SCREW, FLAT HEAD | 2 | 2 | |
| 10 | 4SV-14968-00 | ..CAP | 1 | 1 | |
| 11 | 4SV-14933-00 | ..SPRING, DIAPHRAGM | 1 | 1 | |
| 12 | 4SV-24411-00 | ..DIAPHRAGM | 1 | 1 | |
| 13 | 4XV-1490J-00 | ..NEEDLE SET | 1 | | |
| | 4XV-1490J-10 | ..NEEDLE SET | | 1 | |
| 14 | 4SV-14105-00 | ..PILOT SCREW SET | 1 | 1 | |
| 15 | 98507-04014 | ..SCREW, PAN HEAD | 2 | 2 | |
| 16 | 98507-05010 | ..SCREW, PAN HEAD | 1 | 1 | |
| 17 | 3G2-14231-26 | ..JET, MAIN (#130) | 1 | 1 | |
| 18 | 8CC-14232-24 | ..JET, AIR (#120) | 1 | 1 | |
| 19 | 4KM-14142-17 | ..JET, PILOT (# 17.5) | 1 | 1 | |
| 20 | 4KM-14107-15 | ..NEEDLE VALVE SET | 1 | 1 | |
| 21 | 620-14186-00 | ..PIN, FLOAT | 1 | 1 | |

FIG. 10 CARBURETOR



4XV352-8100

| REF. NO. | PART NO. | DESCRIPTION | | | REMARKS |
|----------|--------------|---------------------------------|------|------|---------|
| | | | 4XV1 | 4XV2 | |
| 22 | 4SV-14985-00 | ..FLOAT | 1 | 1 | |
| 23 | 4SV-1410A-00 | ..STARTER SET | 1 | 1 | |
| 24 | 4SV-14112-00 | ..VALVE, THROTTLE 1 | 1 | 1 | |
| 25 | 4KP-14191-00 | ..PLUG, DRAIN | 1 | 1 | |
| 26 | 4XV-14562-00 | ..O-RING | 1 | 1 | |
| 27 | 4XV-14275-00 | ..SPRING | 1 | 1 | |
| 28 | 1FN-14565-00 | ..SCREW | 1 | 1 | |
| 29 | 3JE-14197-00 | ..PIPE | 4 | 4 | |
| 30 | 28V-14952-00 | ..WASHER | 1 | 1 | |
| 31 | 4SV-14935-00 | ..SPRING | 1 | 1 | |
| 32 | 4NK-14327-00 | ..PACKING | 3 | 3 | |
| 33 | 4XV-24453-00 | ..SCREW | 3 | 3 | |
| 34 | 4KM-24453-00 | ..SCREW | 2 | 2 | |
| 35 | 4SV-85885-00 | ..THROTTLE POSITION SENSOR ASSY | 1 | 1 | |
| 36 | 4SV-14987-00 | ..HOSE | 2 | 2 | |
| 37 | 4XV-14149-30 | ..PIPE | 1 | 1 | |
| 38 | 4XV-14149-60 | ..PIPE | 1 | 1 | |
| 39 | 4SV-14987-30 | ..HOSE | 1 | 1 | |
| 40 | 4XV-90445-10 | ..HOSE | 1 | 1 | |
| 41 | 4XV-14149-40 | ..PIPE | 1 | 1 | |
| 42 | 4XV-14103-00 | ..THROTTLE SCREW SET | 1 | 1 | |
| 43 | 4XV-14149-90 | ..PIPE | 1 | 1 | |
| 44 | 3EN-1490K-00 | ..STOP SCREW SET | 3 | 3 | |
| 45 | 4XV-14149-70 | ..PIPE | 1 | 1 | |
| 46 | 36Y-14147-00 | ..O-RING | 6 | 6 | |
| 47 | 3LN-14348-00 | ..PIPE 1 | 2 | 2 | |
| 48 | 3LN-1416A-00 | ..O-RING | 4 | 4 | |

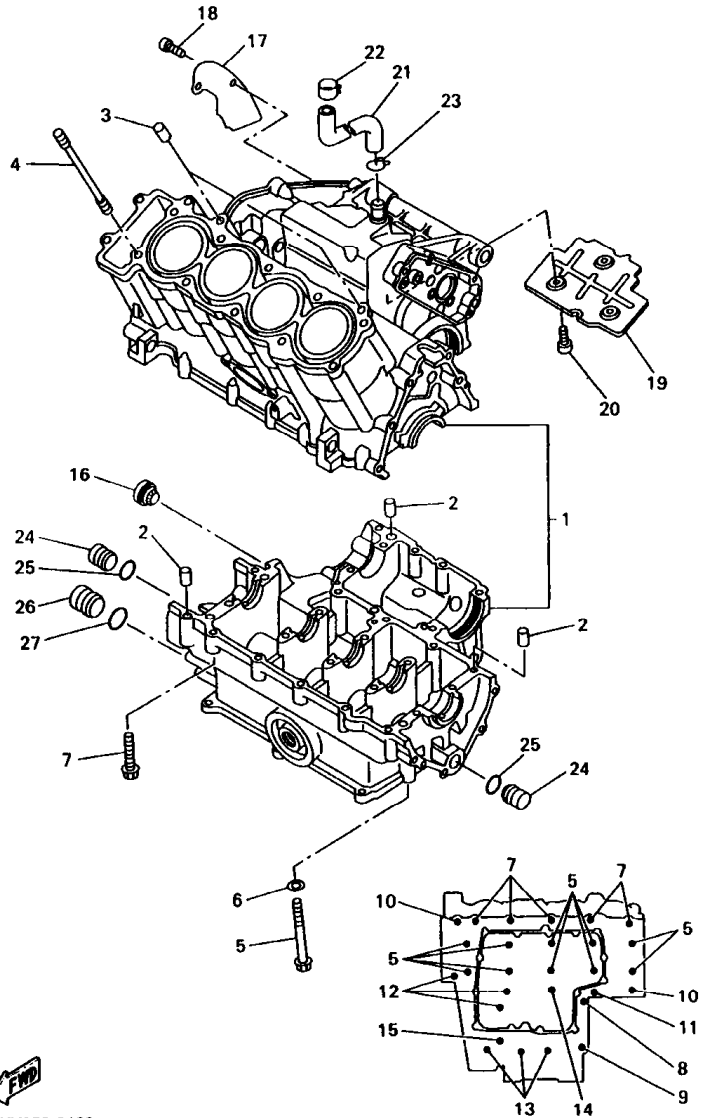


FWD
4XV352-8110

FIG. 11 EXHAUST

| REF. NO. | PART NO. | DESCRIPTION | 4XV1 | 4XV2 | REMARKS |
|----------|--------------|----------------------|------|------|---------|
| 1 | 4XV-14610-00 | EXHAUST PIPE ASSY 1 | 1 | 1 | |
| 2 | 97080-06008 | .BOLT | 4 | 4 | |
| 3 | 92990-06600 | .WASHER, PLATE | 4 | 4 | |
| 4 | 4SV-14821-00 | .ARM, SHAFT (VALVE) | 1 | 1 | |
| 5 | 3GM-14811-00 | .HOUSING | 1 | 1 | |
| 6 | 2TK-14867-01 | .BRACKET | 1 | 1 | |
| 7 | 90119-06115 | .BOLT, WITH WASHER | 3 | 3 | |
| 8 | 90201-106M5 | .WASHER, PLATE | 1 | 1 | |
| 9 | 4SV-14638-00 | .COLLAR | 2 | 2 | |
| 10 | 2TK-14865-01 | .PULLEY | 1 | 1 | |
| 11 | 90201-050T4 | .WASHER, PLATE | 1 | 1 | |
| 12 | 97080-05012 | .BOLT | 1 | 1 | |
| 13 | 90387-106U7 | .COLLAR | 1 | 1 | |
| 14 | 3GM-14683-00 | .SPRING, HOOK | 1 | 1 | |
| 15 | 91380-04006 | .BOLT | 2 | 2 | |
| 16 | 92990-04600 | .WASHER, PLATE | 2 | 2 | |
| 17 | 4HD-14826-00 | PROTECTOR, EXHAUST | 1 | 1 | |
| 18 | 90119-06187 | BOLT, WITH WASHER | 3 | 3 | |
| 19 | 4FM-14613-00 | GASKET, EXHAUST PIPE | 4 | 4 | |
| 20 | 90179-08410 | NUT | 8 | 8 | |
| 21 | 4XV-14710-00 | MUFFLER ASSY 1 | 1 | 1 | |
| 22 | 4XV-14714-00 | .GASKET, MUFFLER | 1 | 1 | |
| 23 | 95814-08025 | .BOLT, FLANGE | 1 | 1 | |
| 24 | 4FM-24181-00 | .DAMPER, LOCATING 1 | 1 | 1 | |
| 25 | 4XV-1130E-00 | CABLE PULLEY ASSY | 1 | 1 | |
| 26 | 95817-08040 | BOLT, FLANGE | 1 | 1 | |
| 27 | 90201-08612 | WASHER, PLATE | 1 | 1 | |

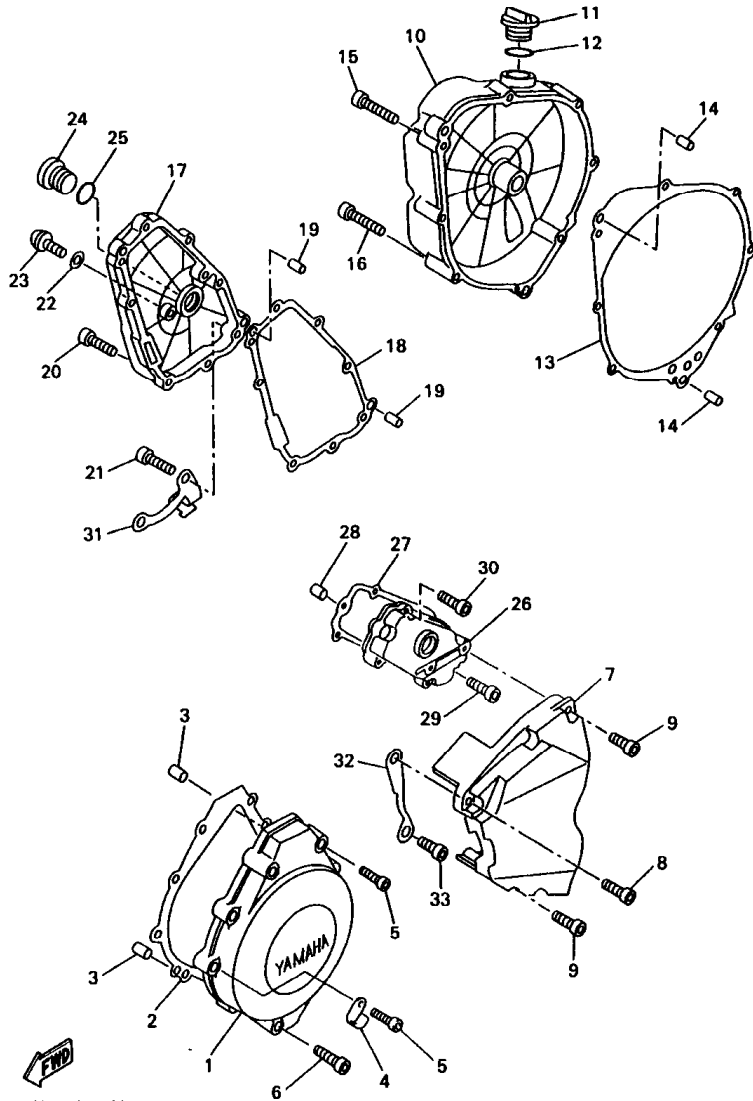
FIG. 12 CRANKCASE



 4XV352-8120

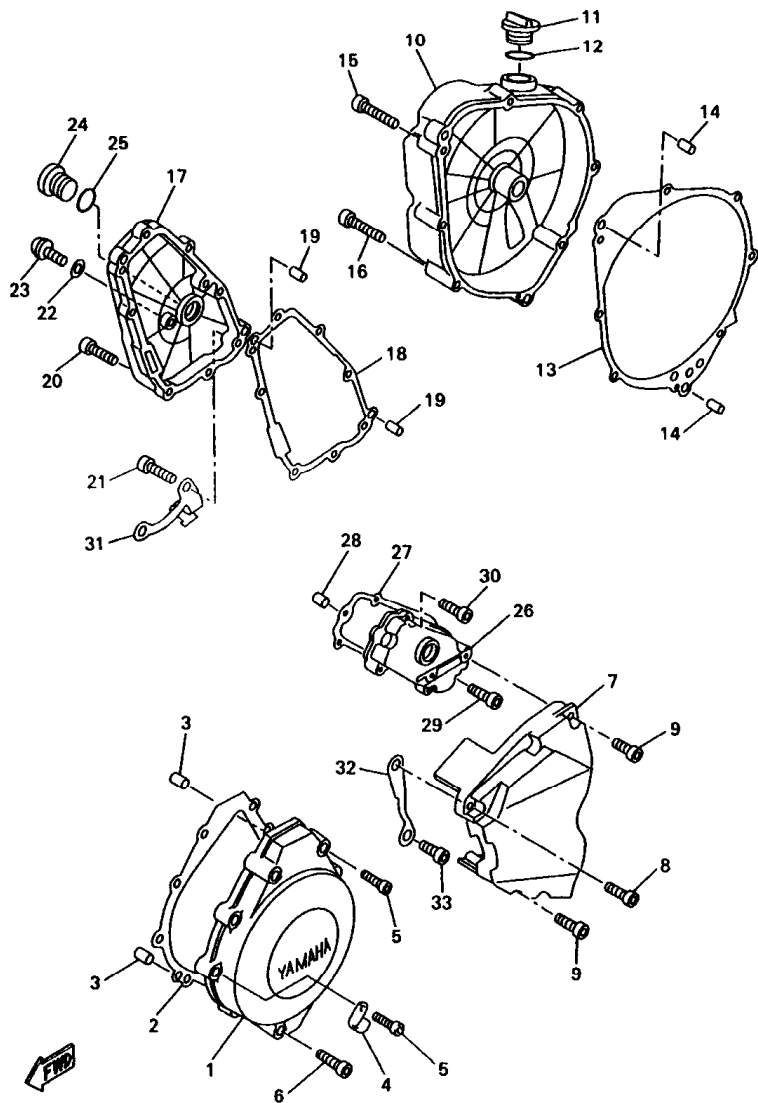
| REF. NO. | PART NO. | DESCRIPTION | | | REMARKS |
|----------|--------------|--------------------|------|------|---------|
| | | | 4XV1 | 4XV2 | |
| 1 | 4XV-15100-00 | CRANKCASE ASSY | 1 | 1 | |
| 2 | 99530-10014 | PIN, DOWEL | 3 | 3 | |
| 3 | 99530-10114 | PIN, DOWEL | 2 | 2 | |
| 4 | 90118-10619 | BOLT, STUD | 10 | 10 | |
| 5 | 90105-093A5 | BOLT, WASHER BASED | 10 | 10 | |
| 6 | 90201-096J9 | WASHER, PLATE | 10 | 10 | |
| 7 | 95817-08055 | BOLT, FLANGE | 5 | 5 | |
| 8 | 95817-08080 | BOLT, FLANGE | 1 | 1 | |
| 9 | 95817-08050 | BOLT, FLANGE | 1 | 1 | |
| 10 | 90109-065G3 | BOLT | 2 | 2 | |
| 11 | 95817-06060 | BOLT, FLANGE | 1 | 1 | |
| 12 | 95817-06070 | BOLT, FLANGE | 3 | 3 | |
| 13 | 95817-08045 | BOLT, FLANGE | 3 | 3 | |
| 14 | 95814-08050 | BOLT, FLANGE | 1 | 1 | |
| 15 | 95817-08065 | BOLT, FLANGE | 1 | 1 | |
| 16 | 2H7-15361-00 | GAUGE, LEVEL | 1 | 1 | |
| 17 | 4XV-11185-00 | PLATE, BREATHER | 1 | 1 | |
| 18 | 91317-08012 | BOLT | 2 | 2 | |
| 19 | 4XV-11145-00 | PLATE, BREATHER 2 | 1 | 1 | |
| 20 | 91317-08012 | BOLT | 3 | 3 | |
| 21 | 90445-161K7 | HOSE | 1 | 1 | |
| 22 | 90468-08104 | CLIP | 1 | 1 | |
| 23 | 90467-14015 | CLIP | 1 | 1 | |
| 24 | 90338-16262 | PLUG | 2 | 2 | |
| 25 | 93210-12790 | O-RING | 2 | 2 | |
| 26 | 90338-20263 | PLUG | 1 | 1 | |
| 27 | 93210-16314 | O-RING | 1 | 1 | |

FIG. 13 CRANKCASE COVER 1



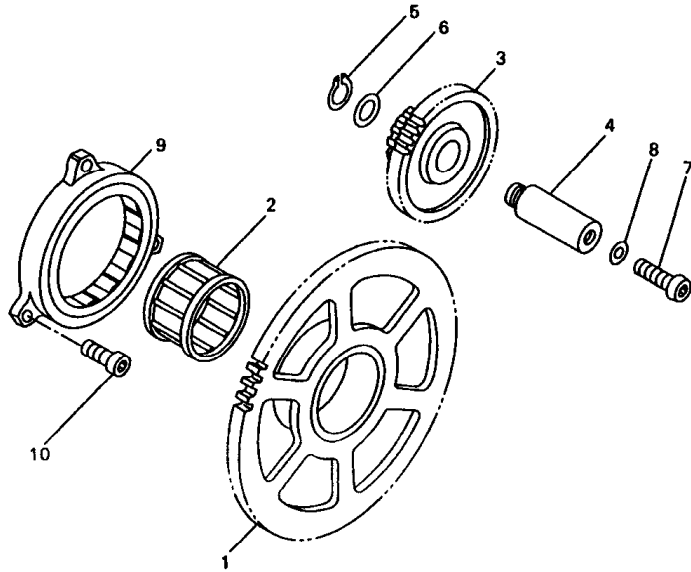
| REF. NO. | PART NO. | DESCRIPTION | 4XV1 | 4XV2 | REMARKS |
|----------|--------------|----------------------------|------|------|---------|
| 1 | 4XV-15411-00 | COVER, CRANKCASE 1 | 1 | 1 | |
| 2 | 4XV-15451-00 | GASKET, CRANKCASE COVER 1 | 1 | 1 | |
| 3 | 99530-08012 | PIN, DOWEL | 2 | 2 | |
| 4 | 90461-10136 | CLAMP | 1 | 1 | |
| 5 | 91314-06035 | BOLT | 8 | 8 | |
| 6 | 91314-06020 | BOLT | 1 | 1 | |
| 7 | 4XV-15418-00 | COVER, CHAIN CASE | 1 | 1 | |
| 8 | 90110-06224 | BOLT, HEXAGON SOCKET HEAD | 1 | 1 | |
| 9 | 91314-06025 | BOLT | 4 | 4 | |
| 10 | 4XV-15421-00 | COVER, CRANKCASE 2 | 1 | 1 | |
| 11 | 3F9-15362-00 | PLUG, OIL LEVEL | 1 | 1 | |
| 12 | 93210-27194 | O-RING | 1 | 1 | |
| 13 | 4XV-15461-00 | GASKET, CRANKCASE COVER 2 | 1 | 1 | |
| 14 | 90250-08022 | PIN, STRAIGHT | 2 | 2 | |
| 15 | 91314-06040 | BOLT | 5 | 5 | |
| 16 | 91314-06050 | BOLT | 3 | 3 | |
| 17 | 4XV-15416-00 | COVER, OIL PUMP | 1 | 1 | |
| 18 | 4XV-15456-00 | GASKET, OIL PUMP COVER 1 | 1 | 1 | |
| 19 | 99530-08012 | PIN, DOWEL | 2 | 2 | |
| 20 | 91314-06020 | BOLT | 4 | 4 | |
| 21 | 91314-06025 | BOLT | 4 | 4 | |
| 22 | 90430-08143 | GASKET | 1 | 1 | |
| 23 | 92014-08012 | BOLT, BUTTON HEAD | 1 | 1 | |
| 24 | 90340-32116 | PLUG, STRAIGHT SCREW | 1 | 1 | |
| 25 | 93210-32172 | O-RING | 1 | 1 | |
| 26 | 4XV-15425-00 | COVER, GENERATOR 2 | 1 | 1 | |
| 27 | 4XV-15463-00 | GASKET, CARBURETOR COVER 2 | 1 | 1 | |

FIG. 13 CRANKCASE COVER 1



| REF. NO. | PART NO. | DESCRIPTION | 4XV1 | 4XV2 | REMARKS |
|----------|--------------|---------------------------|------|------|---------|
| 28 | 99530-08012 | PIN, DOWEL | 2 | 2 | |
| 29 | 91314-08020 | BOLT | 2 | 2 | |
| 30 | 91314-08030 | BOLT | 3 | 3 | |
| 31 | 4XV-15441-00 | HOLDER, CLUTCH CABLE | 1 | 1 | |
| 32 | 4XV-15113-00 | PLATE | 1 | 1 | |
| 33 | 90110-08138 | BOLT, HEXAGON SOCKET HEAD | 1 | 1 | |
| | | | | | |
| | | | | | |
| | | | | | |
| | | | | | |
| | | | | | |
| | | | | | |
| | | | | | |

FIG. 14 STARTER



| REF. NO. | PART NO. | DESCRIPTION | 4XV1 | 4XV2 | REMARKS |
|----------|--------------|---------------------|------|------|---------|
| 1 | 4XV-15515-00 | GEAR 3 | 1 | 1 | |
| 2 | 93310-338S6 | BEARING | 1 | 1 | |
| 3 | 4XV-15517-00 | GEAR, IDLER 2 | 1 | 1 | |
| 4 | 4XV-15521-00 | SHAFT 1 | 1 | 1 | |
| 5 | 93410-08072 | CIRCLIP | 1 | 1 | |
| 6 | 90201-08089 | WASHER, PLATE | 1 | 1 | |
| 7 | 92017-06014 | BOLT, BUTTON HEAD | 1 | 1 | |
| 8 | 90430-06014 | GASKET | 1 | 1 | |
| 9 | 4XV-15570-00 | STARTER CLUTCH ASSY | 1 | 1 | |
| 10 | 91317-06010 | BOLT | 3 | 3 | |


4XV352-8140

C6

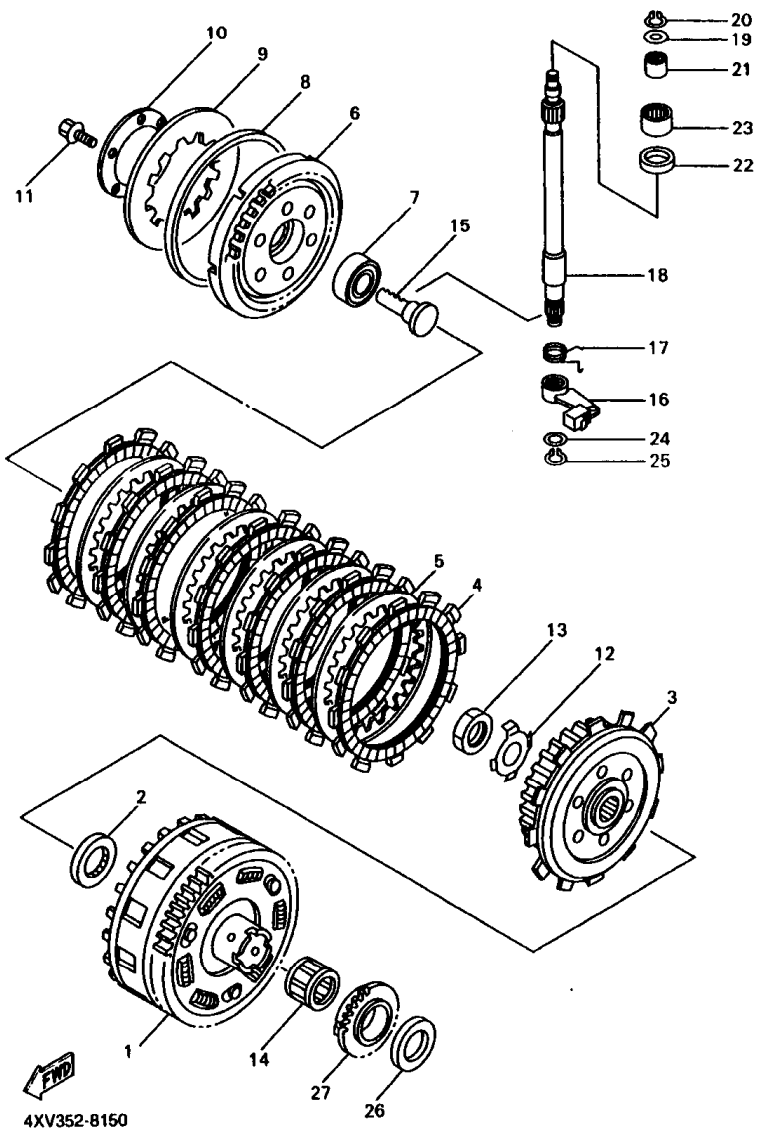
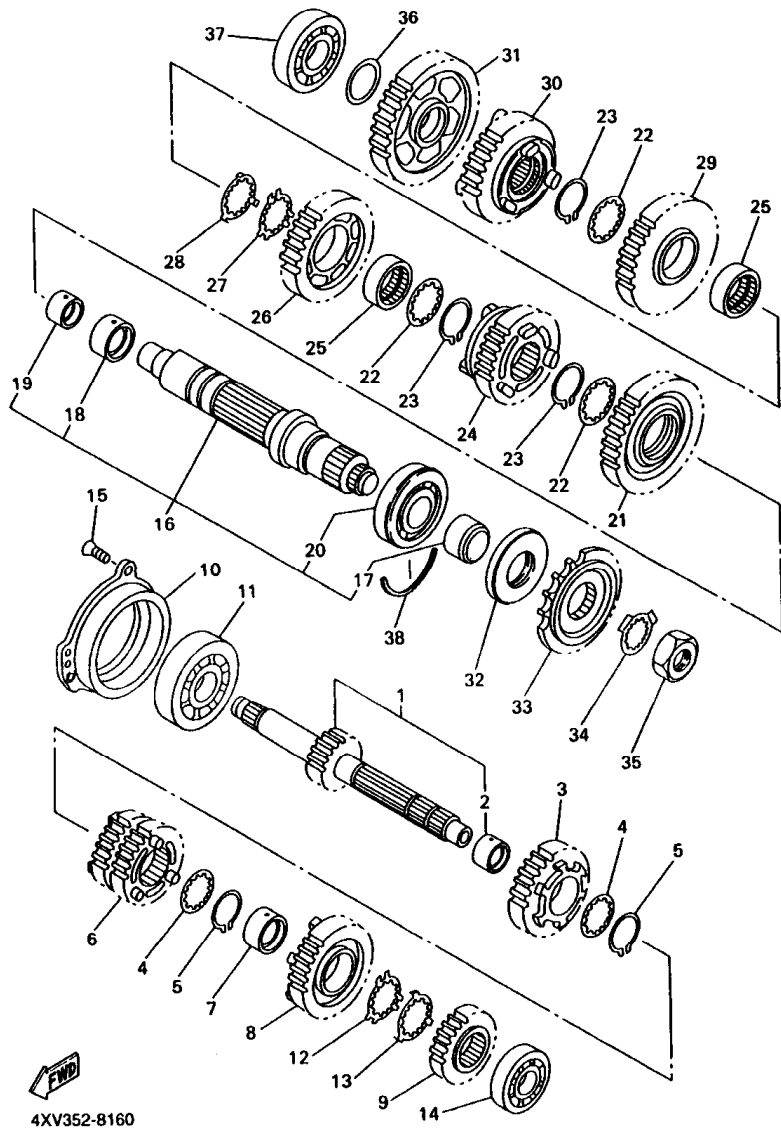


FIG. 15 CLUTCH

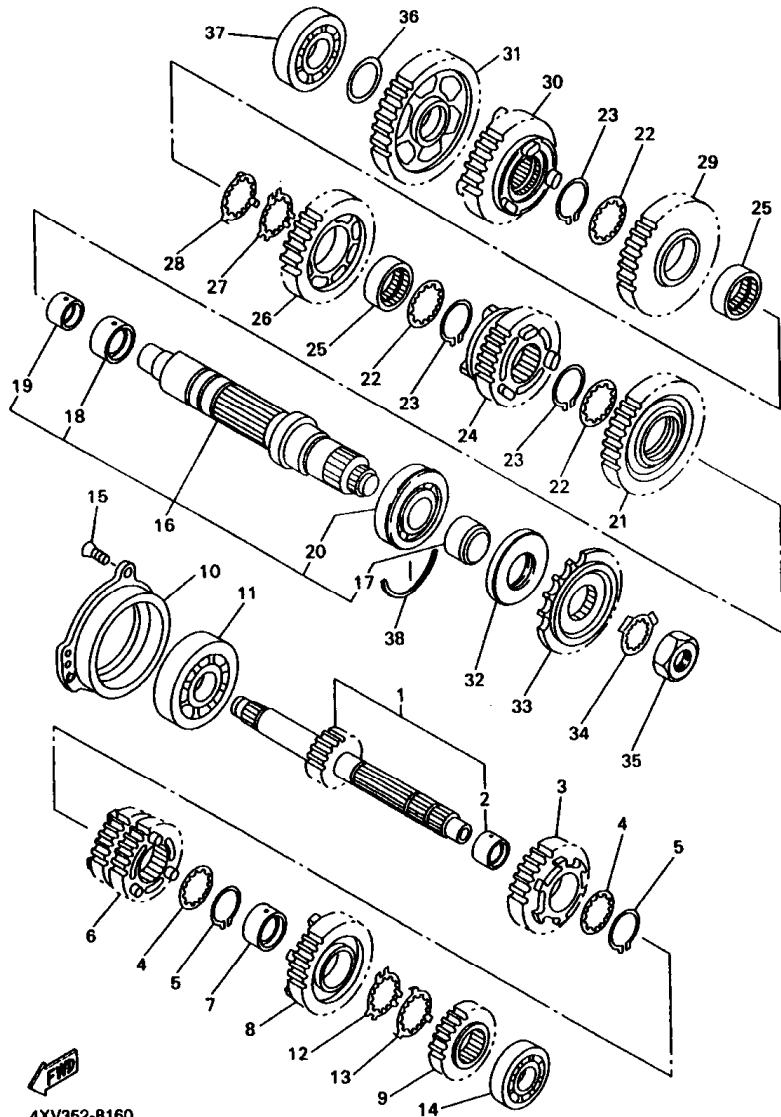
| REF. NO. | PART NO. | DESCRIPTION | 4XV1 | 4XV2 | REMARKS |
|----------|--------------|---------------------------|------|------|---------|
| 1 | 4XV-16150-00 | PRIMARY DRIVEN GEAR COMP. | 1 | 1 | |
| 2 | 26H-16154-00 | PLATE, THRUST 1 | 1 | 1 | |
| 3 | 4XV-16370-00 | CLUTCH BOSS ASSY | 1 | 1 | |
| 4 | 341-16321-13 | PLATE, FRICTION | 7 | 7 | |
| 5 | 2H7-16325-00 | PLATE, CLUTCH 2 | 6 | 6 | |
| 6 | 4XV-16351-00 | PLATE, PRESSURE 1 | 1 | 1 | |
| 7 | 93306-00304 | BEARING (B6003C4) | 1 | 1 | |
| 8 | 36Y-16335-00 | HOUSING, SPRING | 1 | 1 | |
| 9 | 36Y-16334-00 | SPRING, CLUTCH 2 | 1 | 1 | |
| 10 | 1TX-16352-00 | PLATE, PRESSURE 2 | 1 | 1 | |
| 11 | 95817-06025 | BOLT, FLANGE | 6 | 6 | |
| 12 | 90215-25218 | WASHER, LOCK | 1 | 1 | |
| 13 | 90170-20323 | NUT | 1 | 1 | |
| 14 | 93310-228S5 | BEARING | 1 | 1 | |
| 15 | 4XV-16356-00 | ROD, PUSH 1 | 1 | 1 | |
| 16 | 4XV-16340-00 | PUSH LEVER ASSY | 1 | 1 | |
| 17 | 90508-164B2 | SPRING, TORSION | 1 | 1 | |
| 18 | 4XV-16382-00 | AXLE, PUSH LEVER | 1 | 1 | |
| 19 | 92907-08600 | WASHER, PLATE | 1 | 1 | |
| 20 | 99001-07600 | CIRCLIP | 1 | 1 | |
| 21 | 93317-11020 | BEARING | 1 | 1 | |
| 22 | 93102-15212 | OIL SEAL | 1 | 1 | |
| 23 | 93315-31502 | BEARING | 1 | 1 | |
| 24 | 90201-10614 | WASHER, PLATE | 1 | 1 | |
| 25 | 99001-09600 | CIRCLIP | 1 | 1 | |
| 26 | 4XV-16154-00 | PLATE, THRUST 1 | 1 | 1 | |
| 27 | 4XV-13354-00 | SPROCKET, DRIVE | 1 | 1 | |

FIG. 16 TRANSMISSION



| REF. NO. | PART NO. | DESCRIPTION | | | REMARKS |
|----------|--------------|--------------------|------|------|---------|
| | | | 4XV1 | 4XV2 | |
| 1 | 4XV-W1741-00 | MAIN AXLE ASSY | 1 | 1 | |
| 2 | 90387-2811B | .COLLAR | 1 | 1 | |
| 3 | 4XV-17151-00 | GEAR, 5TH PINION | 1 | 1 | |
| 4 | 90209-25342 | WASHER | 2 | 2 | |
| 5 | 93440-28062 | CIRCLIP | 2 | 2 | |
| 6 | 4XV-17131-00 | GEAR, 3RD PINION | 1 | 1 | |
| 7 | 90387-2810U | COLLAR | 1 | 1 | |
| 8 | 4XV-17161-00 | GEAR, 6TH PINION | 1 | 1 | |
| 9 | 4XV-17121-00 | GEAR, 2ND PINION | 1 | 1 | |
| 10 | 4XV-15163-00 | HOUSING, BEARING 1 | 1 | 1 | |
| 11 | 93306-37807 | BEARING | 1 | 1 | |
| 12 | 90209-25349 | WASHER | 1 | 1 | |
| 13 | 90209-25350 | WASHER | 1 | 1 | |
| 14 | 93306-27208 | BEARING | 1 | 1 | |
| 15 | 90149-06286 | SCREW | 3 | 3 | |
| 16 | 4XV-W1742-00 | DRIVE AXLE ASSY | 1 | 1 | |
| 17 | 90387-3011F | .COLLAR | 1 | 1 | |
| 18 | 90387-3311C | .COLLAR | 1 | 1 | |
| 19 | 90387-2511A | .COLLAR | 1 | 1 | |
| 20 | 93306-20705 | .BEARING (B6207N) | 1 | 1 | |
| 21 | 4XV-17221-00 | GEAR, 2ND WHEEL | 1 | 1 | |
| 22 | 90209-30344 | WASHER | 3 | 3 | |
| 23 | 93440-32063 | CIRCLIP | 3 | 3 | |
| 24 | 4XV-17261-00 | GEAR, 6TH WHEEL | 1 | 1 | |
| 25 | 90387-3310V | COLLAR | 2 | 2 | |
| 26 | 4XV-17241-00 | GEAR, 4TH WHEEL | 1 | 1 | |
| 27 | 90209-30345 | WASHER | 1 | 1 | |

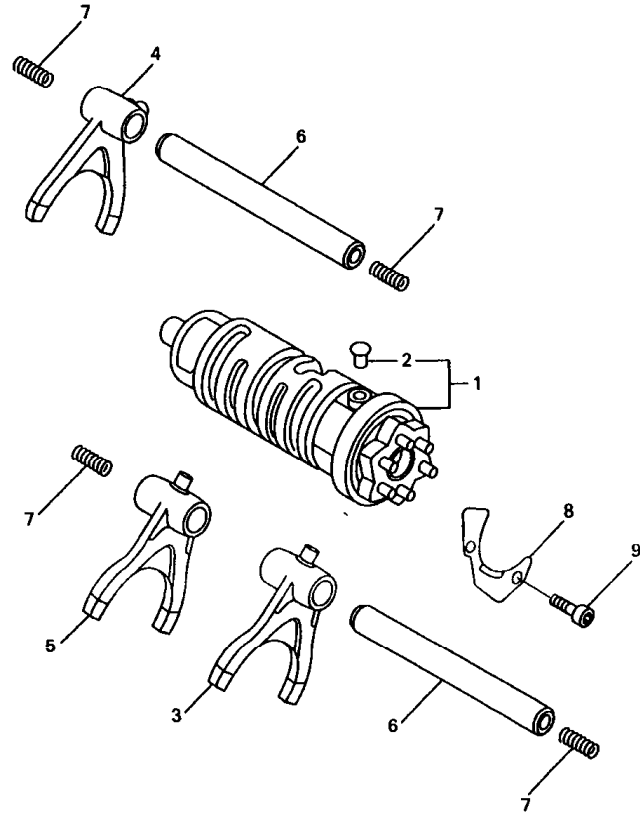
FIG. 16 TRANSMISSION



4XV352-8160

| REF. NO. | PART NO. | DESCRIPTION | 4XV1 | 4XV2 | REMARKS |
|----------|--------------|-----------------|------|------|---------|
| | | | | | |
| 28 | 90209-30343 | WASHER | 1 | 1 | |
| 29 | 4XV-17231-00 | GEAR, 3RD WHEEL | 1 | 1 | |
| 30 | 4XV-17251-00 | GEAR, 5TH WHEEL | 1 | 1 | |
| 31 | 4XV-17211-00 | GEAR, 1ST WHEEL | 1 | 1 | |
| 32 | 93102-45465 | OIL SEAL | 1 | 1 | |
| 33 | 4XV-17460-00 | SPROCKET, DRIVE | 1 | 1 | |
| 34 | 90215-30233 | WASHER, LOCK | 1 | 1 | |
| 35 | 90179-22063 | NUT | 1 | 1 | |
| 36 | 90201-224L4 | WASHER, PLATE | 1 | 1 | |
| 37 | 93306-37209 | BEARING | 1 | 1 | |
| 38 | 93440-72049 | CIRCLIP | 1 | 1 | |
| | | | | | |
| | | | | | |
| | | | | | |
| | | | | | |
| | | | | | |

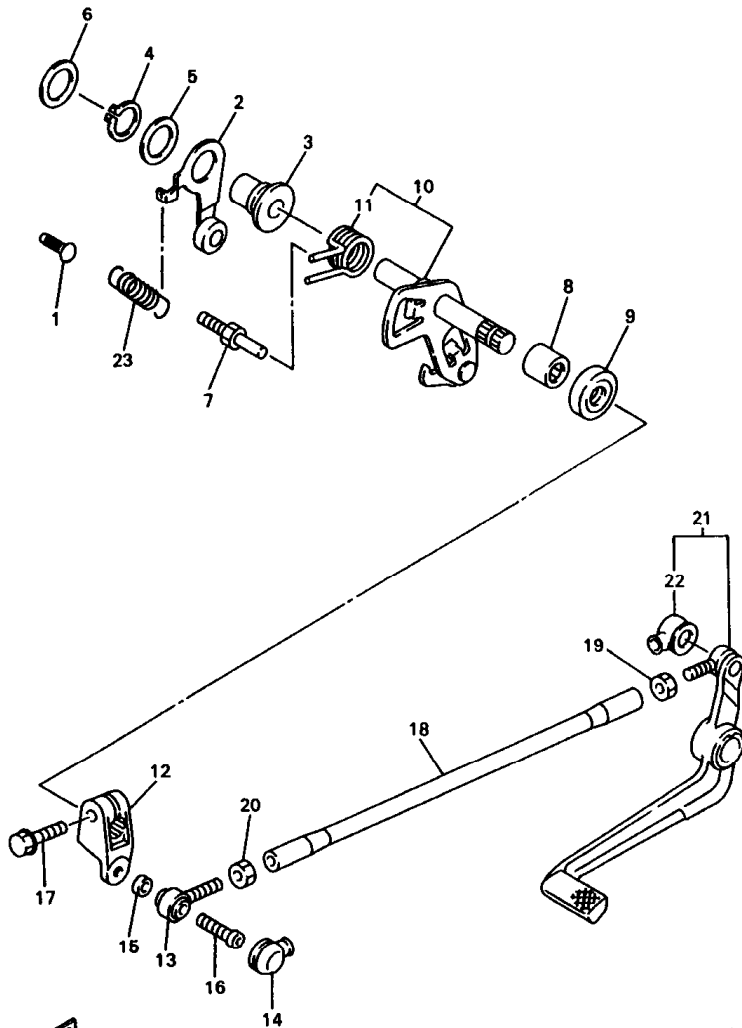
FIG. 17 SHIFT CAM. FORK



| REF. NO. | PART NO. | DESCRIPTION | 4XV1 | 4XV2 | | REMARKS |
|----------|--------------|---------------------------|------|------|--|---------|
| 1 | 4XV-18540-00 | SHIFT CAM ASSY | 1 | 1 | | |
| 2 | 136-18542-00 | .POINT, NEUTRAL | 1 | 1 | | |
| 3 | 4XV-18511-00 | FORK, SHIFT 1 | 1 | 1 | | |
| 4 | 4XV-18512-00 | FORK, SHIFT 2 | 1 | 1 | | |
| 5 | 4XV-18513-00 | FORK, SHIFT 3 | 1 | 1 | | |
| 6 | 4XV-18531-00 | BAR, SHIFT FORK GUIDE 1 | 2 | 2 | | |
| 7 | 90501-064L1 | SPRING, COMPRESSION | 4 | 4 | | |
| 8 | 4XV-18536-00 | STOPPER, SHIFT BAR | 1 | 1 | | |
| 9 | 90110-06226 | BOLT, HEXAGON SOCKET HEAD | 2 | 2 | | |


4XV352-8170

FIG. 18 SHIFT SHAFT



4XV352-8180

| REF. NO. | PART NO. | DESCRIPTION | 4XV1 | 4XV2 | REMARKS |
|----------|--------------|------------------------|------|------|---------|
| 1 | 132-16346-00 | HOOK, SPRING | 1 | 1 | |
| 2 | 4XV-18140-00 | STOPPER LEVER ASSY | 1 | 1 | |
| 3 | 90387-127V3 | COLLAR | 1 | 1 | |
| 4 | 99009-17400 | CIRCLIP | 1 | 1 | |
| 5 | 90201-177G4 | WASHER, PLATE | 1 | 1 | |
| 6 | 90201-154E8 | WASHER, PLATE (1.0T) | 1 | 1 | |
| 7 | 4XV-18127-00 | STOPPER, SCREW | 1 | 1 | |
| 8 | 93315-11206 | BEARING | 1 | 1 | |
| 9 | 93101-12004 | OIL SEAL | 1 | 1 | |
| 10 | 4XV-18101-00 | SHIFT SHAFT ASSY | 1 | 1 | |
| 11 | 90508-293B1 | .SPRING, TORSION | 1 | 1 | |
| 12 | 4XV-18112-00 | ARM, SHIFT | 1 | 1 | |
| 13 | 3TC-18116-00 | JOINT, ROD 1 | 1 | 1 | |
| 14 | 4XV-18154-00 | COVER, DUST | 1 | 1 | |
| 15 | 90387-06372 | COLLAR | 1 | 1 | |
| 16 | 92017-06020 | BOLT, BUTTON HEAD | 1 | 1 | |
| 17 | 95824-06020 | BOLT, FLANGE | 1 | 1 | |
| 18 | 4XV-18115-00 | ROD, SHIFT | 1 | 1 | |
| 19 | 90170-06228 | NUT(COUNTER CLOCKWISE) | 1 | 1 | |
| 20 | 95304-06700 | NUT | 1 | 1 | |
| 21 | 4XV-18110-00 | SHIFT PEDAL ASSY | 1 | 1 | |
| 22 | 4XV-18154-00 | .COVER, DUST | 1 | 1 | |
| 23 | 90506-12516 | SPRING, TENSION | 1 | 1 | |

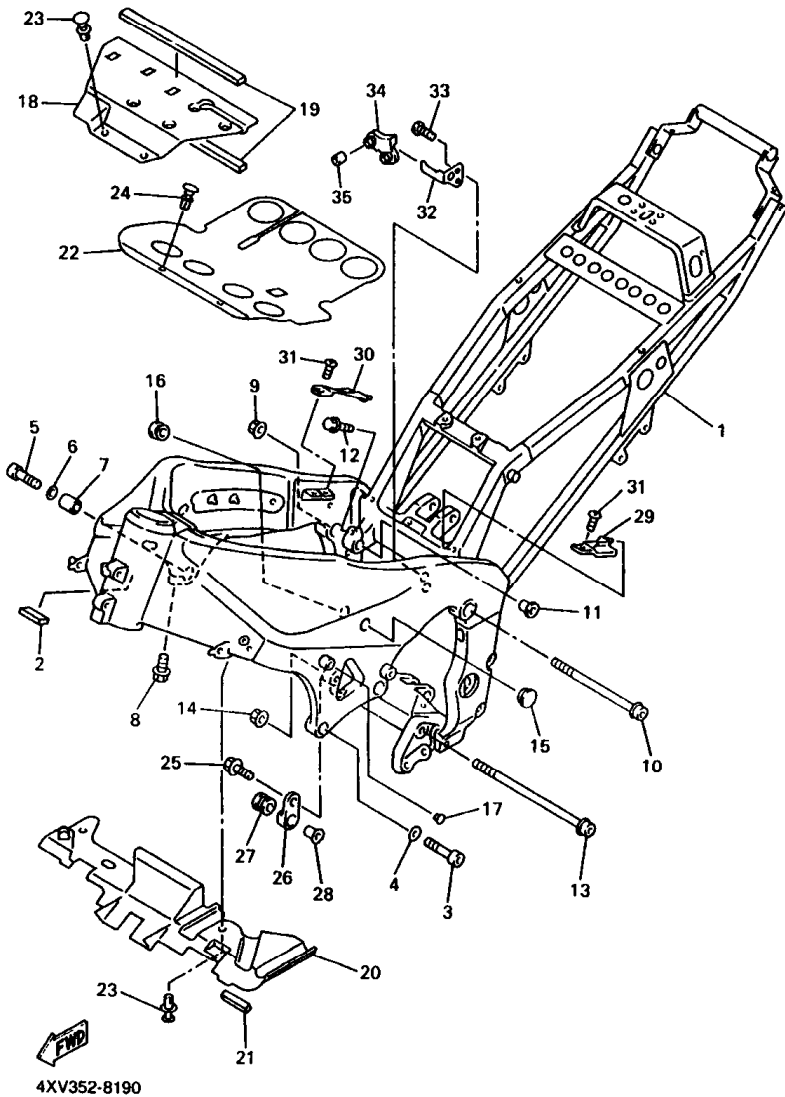


FIG. 19 FRAME

| REF. NO. | PART NO. | DESCRIPTION | 4XV1 | 4XV2 | REMARKS |
|----------|--------------|--------------------|------|------|---------|
| | | | | | |
| 1 | 4XV-21110-00 | FRAME COMP. | 1 | 1 | |
| 2 | 1KT-21746-00 | DAMPER | 1 | 1 | |
| 3 | 91314-10040 | BOLT | 2 | 2 | |
| 4 | 92903-10600 | WASHER, PLATE | 2 | 2 | |
| 5 | 91314-12055 | BOLT | 1 | 1 | |
| 6 | 92907-12600 | WASHER | 1 | 1 | |
| 7 | 90387-1312P | COLLAR | 1 | 1 | |
| 8 | 95027-08035 | BOLT, FLANGE | 1 | 1 | |
| 9 | 95607-10200 | NUT, SELF-LOCKING | 1 | 1 | |
| 10 | 90109-104G5 | BOLT | 1 | 1 | |
| 11 | 90387-1112F | COLLAR | 1 | 1 | |
| 12 | 95027-08035 | BOLT, FLANGE | 1 | 1 | |
| 13 | 90109-104G5 | BOLT | 1 | 1 | |
| 14 | 95607-10200 | NUT, SELF-LOCKING | 1 | 1 | |
| 15 | 90338-15202 | PLUG | 2 | 2 | |
| 16 | 90338-18266 | PLUG | 2 | 2 | |
| 17 | 90338-07124 | PLUG | 1 | 1 | |
| 18 | 4XV-2117M-00 | COVER 2 | 1 | 1 | |
| 19 | 4XV-28371-00 | DAMPER | 2 | 2 | |
| 20 | 4XV-2137Y-00 | GUIDE, AIR | 1 | 1 | |
| 21 | 1KT-21746-00 | DAMPER | 1 | 1 | |
| 22 | 4XV-2117F-00 | COVER | 1 | 1 | |
| 23 | 90269-07077 | RIVET | 4 | 4 | |
| 24 | 90269-07084 | RIVET | 2 | 2 | |
| 25 | 95827-08025 | BOLT, FLANGE | 1 | 1 | |
| 26 | 4XV-21446-00 | STAY, MUFFLER 2 | 1 | 1 | |
| 27 | 4XV-27424-00 | DAMPER, FOOTREST 2 | 1 | 1 | |

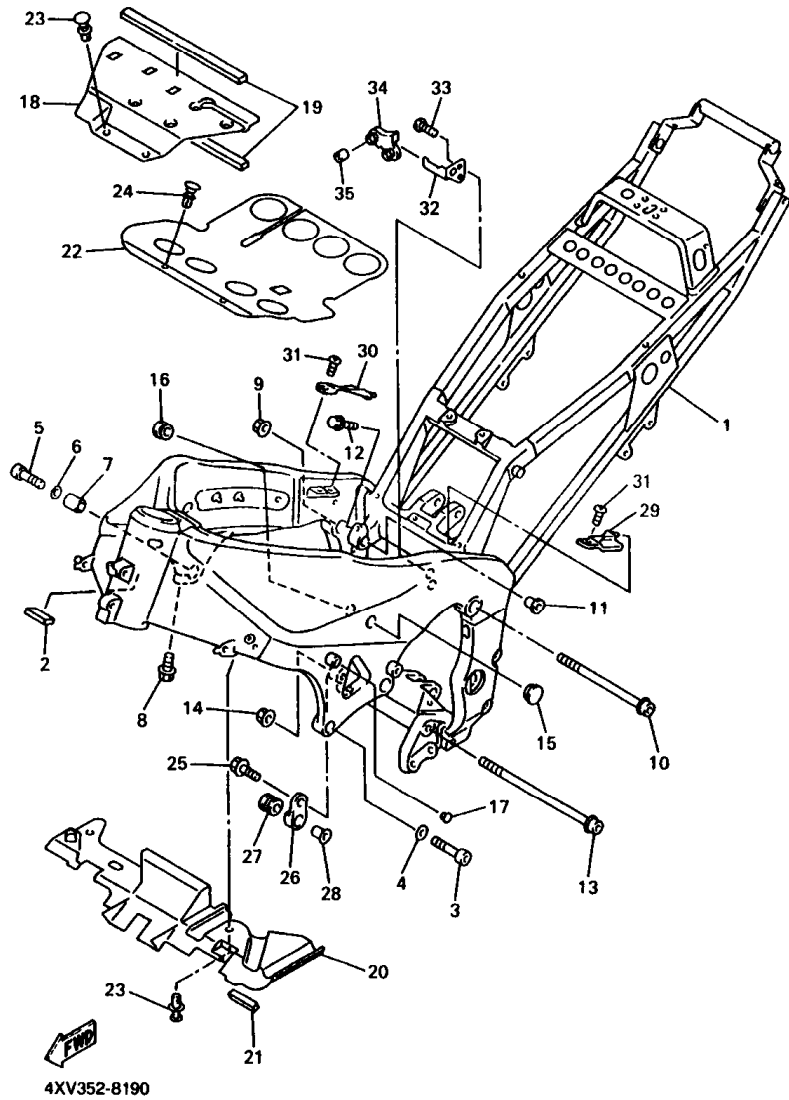


FIG. 19 FRAME

| REF. NO. | PART NO. | DESCRIPTION | | | REMARKS |
|----------|--------------|----------------|------|------|---------|
| | | | 4XV1 | 4XV2 | |
| 28 | 90387-082W9 | COLLAR | 1 | 1 | |
| 29 | 4XV-2117N-00 | COVER 3 | 1 | 1 | |
| 30 | 4XV-2117R-00 | COVER 4 | 1 | 1 | |
| 31 | 90154-05013 | SCREW, BINDING | 2 | 2 | |
| 32 | 4XV-2116J-00 | BRACKET 7 | 1 | 1 | |
| 33 | 98907-06016 | SCREW, BIND | 2 | 2 | |
| 34 | 4XV-2116A-00 | STAY 1 | 1 | 1 | |
| 35 | 90387-061K9 | COLLAR | 2 | 2 | |
| | | | | | |
| | | | | | |
| | | | | | |
| | | | | | |
| | | | | | |
| | | | | | |

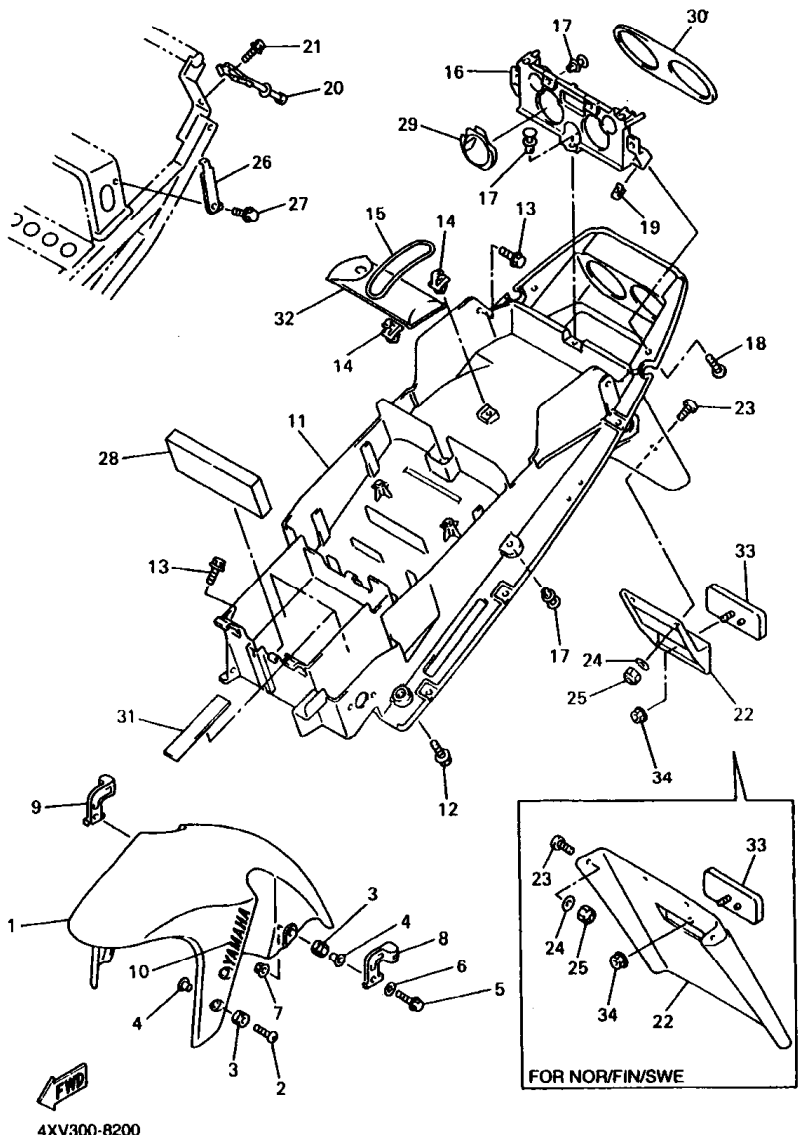


FIG. 20 FENDER

| REF. NO. | PART NO. | DESCRIPTION | 4XV1 | 4XV2 | REMARKS |
|----------|-----------------|----------------------|------|------|-----------------|
| 1 | 4XV-21511-00-P0 | FENDER, FRONT | 1 | 1 | VRC1 FOR BWC1 |
| | 4XV-21511-00-P1 | FENDER, FRONT | 1 | 1 | DPBMC |
| 2 | 90154-06061 | SCREW, BINDING | 4 | 4 | |
| 3 | 90480-12072 | GROMMET | 6 | 6 | |
| 4 | 90387-065J6 | COLLAR | 6 | 6 | |
| 5 | 97007-06030 | BOLT | 2 | 2 | |
| 6 | 92907-06600 | WASHER, PLATE | 2 | 2 | |
| 7 | 95707-06500 | NUT, FLANGE | 2 | 2 | |
| 8 | 4XV-25875-00 | HOLDER, BRAKE HOSE 1 | 1 | 1 | |
| 9 | 4XV-25876-00 | HOLDER, BRAKE HOSE 2 | 1 | 1 | |
| 10 | 99231-00100 | EMBLEM, YAMAHA | 2 | 2 | |
| 11 | 4XV-21611-00 | FENDER, REAR | 1 | | |
| | 4XV-21611-10 | FENDER, REAR | 1 | 1 | FOR NOR/FIN/SWE |
| 12 | 90119-06096 | BOLT, WITH WASHER | 2 | 2 | |
| 13 | 90119-06044 | BOLT, WITH WASHER | 4 | 4 | |
| 14 | 90464-07259 | CLAMP | 2 | 2 | |
| 15 | 4XV-21376-00 | BAND, TOOL | 1 | 1 | |
| 16 | 4XV-2117E-00 | BRACKET, TAILLIGHT | 1 | 1 | |
| 17 | 90269-07077 | RIVET | 5 | 5 | |
| 18 | 90154-05013 | SCREW, BINDING | 2 | 2 | |
| 19 | 90183-05061 | NUT, SPRING | 2 | 2 | |
| 20 | 4XV-21654-00 | WIRE | 2 | 2 | |
| 21 | 90105-063A3 | BOLT, WASHER BASED | 2 | 2 | |
| 22 | 4XV-85132-00 | BRACKET, REFLECTOR 1 | 1 | | |
| | 4XV-21621-00 | FLAP | 1 | 1 | FOR NOR/FIN/SWE |
| 23 | 90149-04278 | SCREW | 2 | | |
| | 90149-04278 | SCREW | 4 | 4 | FOR NOR/FIN/SWE |

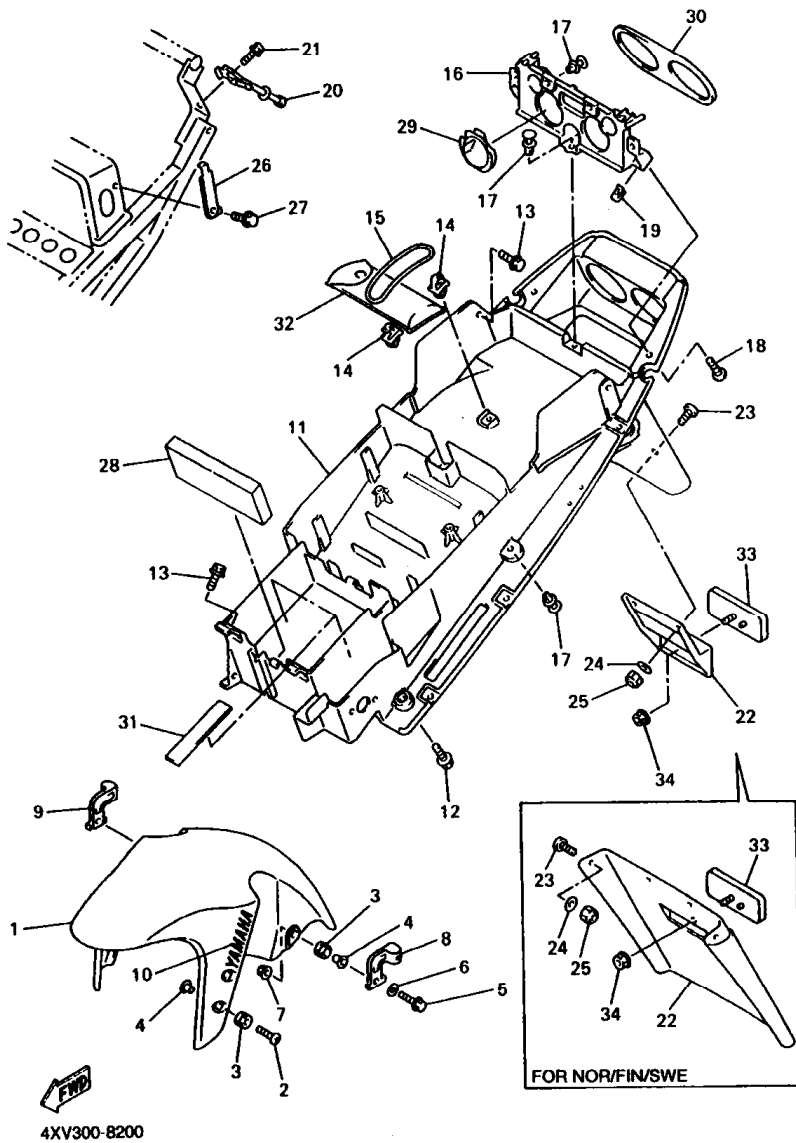


FIG. 20 FENDER

| REF. NO. | PART NO. | DESCRIPTION | 4XV1 | 4XV2 | REMARKS |
|----------|--------------|---------------------|------|------|-----------------|
| | | | | | |
| 24 | 90201-04018 | WASHER, PLATE | 2 | | |
| | 90201-04018 | WASHER, PLATE | 4 | 4 | FOR NOR/FIN/SWE |
| 25 | 95607-04100 | NUT, U | 2 | | |
| | 95607-04100 | NUT, U | 4 | 4 | FOR NOR/FIN/SWE |
| 28 | 4XV-21398-00 | HANGER, HELMET | 1 | 1 | |
| 27 | 95807-06018 | BOLT, FLANGE | 1 | 1 | |
| 28 | 4XV-21639-00 | DAMPER 2 | 1 | 1 | |
| 29 | 4XV-2172X-00 | COVER, TAILLIGHT | 2 | 2 | |
| 30 | 4XV-21669-00 | SEAL | 1 | 1 | |
| 31 | 1AE-2834E-00 | DAMPER | 2 | 2 | |
| 32 | 4XV-28100-00 | TOOL KIT | 1 | 1 | |
| 33 | 3Y6-85130-02 | REAR REFLECTOR ASSY | 1 | 1 | |
| 34 | 95707-05500 | NUT, FLANGE | 1 | 1 | |

PARTS NEWS



News No. PE0-MC-080036

Date: June, 30., 2008

Signature: K.Otsuka

Cause

Revision Notice

Correction

Sales Unit Change

Others

| | |
|-----------------------|--|
| Model | YZF-R1'98 (4XV1,2) |
| Subject | PARTS CATALOGUE CORRECTION |
| CATALOGUE NO. | 184XV-300E2 |
| Time of YPEC Revision | Text, Illustration --> July./11/2008 PDF Replace --> July./11/2008 (YPEC = Yamaha Parts Electrical Catalogue = Website parts catalogue) |

1. LIST CORRECTION

FIG.21 SIDE COVER

| REF. NO. | PART NO. | DESCRIPTION | QTY | REMARKS |
|----------|-------------|------------------|-----|-------------------------------------|
| 4 | 99231-00080 | . EMBLEM, YAMAHA | 1 | UR FOR BWC1 DPBMC |
| 4 | 99234-00080 | . EMBLEM, YAMAHA | 1 | UR FOR DPBMC BWC1 |

*;These changes are applied from initial production.

Thank you very much for your cooperation.

Parts
Manager
Check

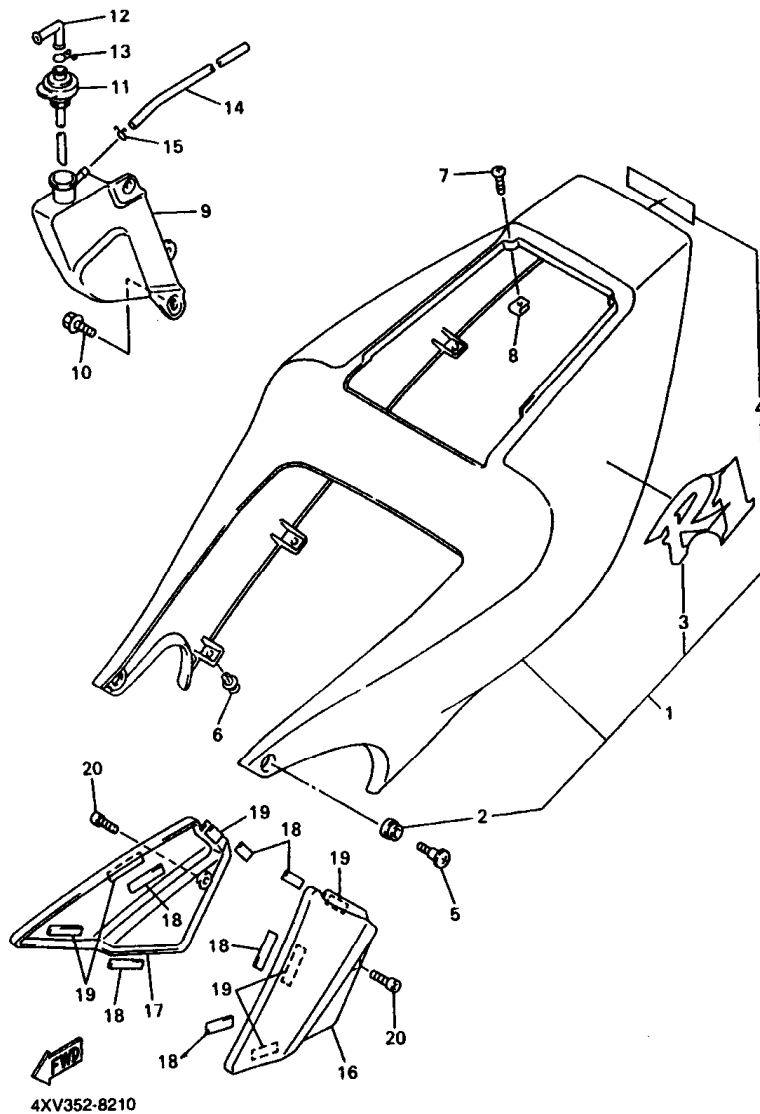
Service
Manager
Check

Parts
Manager
File

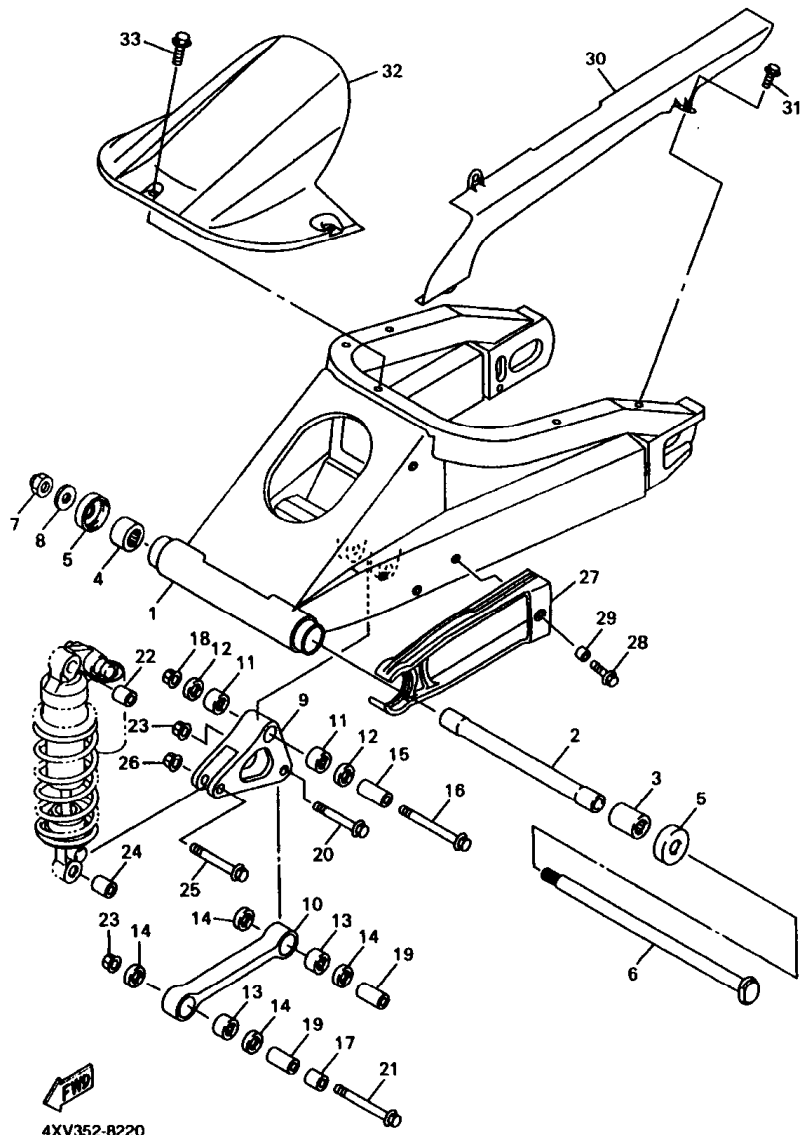
YAMAHA MOTOR CO.,LTD
2500 Shingai Iwata Shizuoka 438-8501 Japan
Technical Publication Dept.



FIG. 21 SIDE COVER



| REF. NO. | PART NO. | DESCRIPTION | | | REMARKS |
|----------|-----------------|---------------------------|------|------|----------------|
| | | | 4XV1 | 4XV2 | |
| 1 | 4XV-Y2171-00-P0 | COVER, SIDE 1 | 1 | 1 | UR BWC1 |
| | 4XV-Y2171-10-P1 | COVER, SIDE 1 | 1 | 1 | UR DPBMC |
| 2 | 90480-13398 | .GROMMET | 2 | 2 | |
| 3 | 4XV-21781-00 | .EMBLEM 1 | 2 | 2 | UR FOR BWC1 |
| | 4XV-21781-10 | .EMBLEM 1 | 2 | 2 | UR FOR DPBMC |
| 4 | 99231-00080 | .EMBLEM, YAMAHA | 1 | 1 | UR FOR BWC1 |
| | 99234-00080 | .EMBLEM, YAMAHA | 1 | 1 | UR FOR DPBMC |
| 5 | 90150-08036 | SCREW, ROUND HEAD | 2 | 2 | |
| 6 | 90269-07077 | RIVET | 6 | 6 | |
| 7 | 90154-05059 | SCREW, BINDING | 2 | 2 | |
| 8 | 90183-05061 | NUT, SPRING | 2 | 2 | |
| 9 | 4XV-21871-00 | TANK, RECOVERY | 1 | 1 | |
| 10 | 90119-06117 | BOLT, WITH WASHER | 2 | 2 | |
| 11 | 4XV-21875-00 | CAP | 1 | 1 | |
| 12 | 26H-21828-00 | ELBOW | 1 | 1 | |
| 13 | 90467-11019 | CLIP | 1 | 1 | |
| 14 | 90445-086J6 | HOSE | 1 | 1 | |
| 15 | 90467-08003 | CLIP | 1 | 1 | |
| 16 | 4XV-24129-00-0X | COVER, SIDE 1 | 1 | 1 | VRC1 FOR BWC1 |
| | 4XV-24129-00-1X | COVER, SIDE 1 | 1 | 1 | MBL2 FOR DPBMC |
| 17 | 4XV-24139-00-0X | COVER, SIDE 2 | 1 | 1 | VRC1 FOR BWC1 |
| | 4XV-24139-00-1X | COVER, SIDE 2 | 1 | 1 | MBL2 FOR DPBMC |
| 18 | 4XV-2411G-00 | HOOK, SIDE COVER | 6 | 6 | |
| 19 | 4XV-2411H-00 | HOOK, SIDE COVER 2 | 6 | 6 | |
| 20 | 90110-05201 | BOLT, HEXAGON SOCKET HEAD | 2 | 2 | |

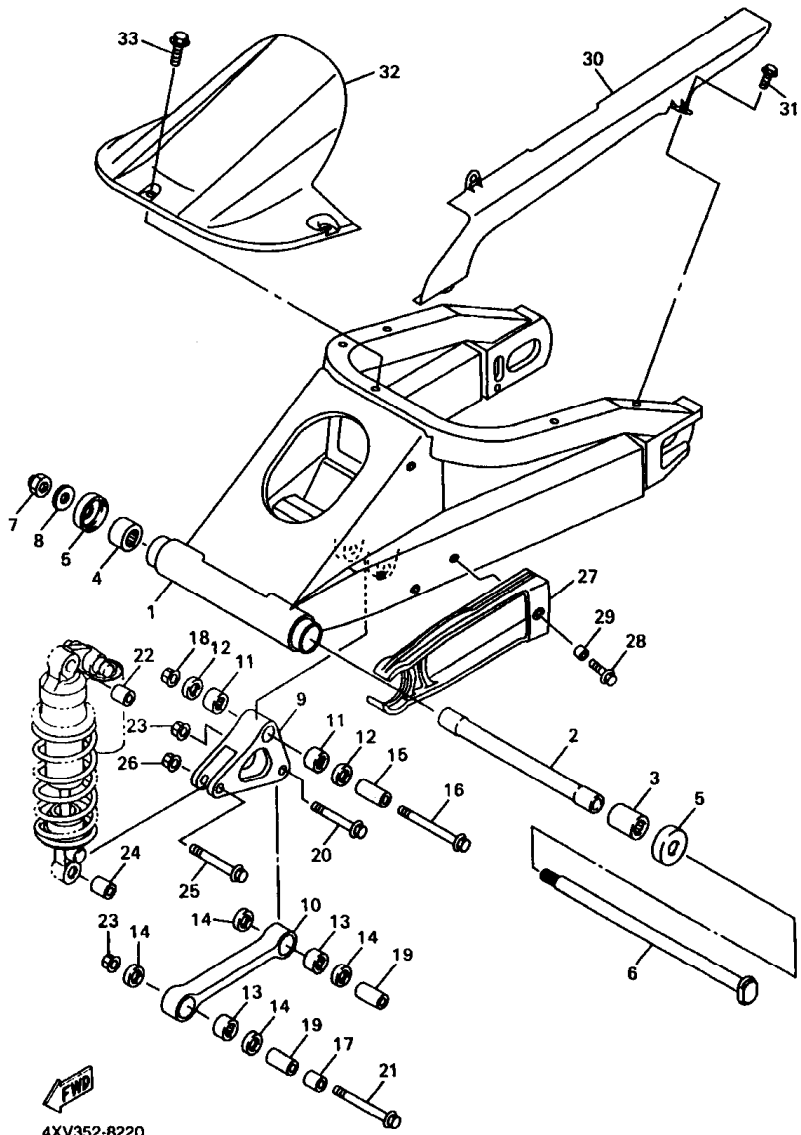


4XV352-8220

FIG. 22 REAR ARM

| REF. NO. | PART NO. | DESCRIPTION | 4XV1 | 4XV2 | REMARKS |
|----------|--------------|--------------------|------|------|---------|
| | | | | | |
| 1 | 4XV-22110-00 | REAR ARM COMP. | 1 | 1 | |
| 2 | 4XV-22184-00 | BUSH | 1 | 1 | |
| 3 | 93315-42523 | BEARING | 1 | 1 | |
| 4 | 93315-42536 | BEARING | 1 | 1 | |
| 5 | 3FV-22128-00 | COVER, THRUST 1 | 2 | 2 | |
| 6 | 4FN-22141-00 | SHAFT, PIVOT | 1 | 1 | |
| 7 | 90185-18104 | NUT, SELF-LOCKING | 1 | 1 | |
| 8 | 90201-186M4 | WASHER, PLATE | 1 | 1 | |
| 9 | 4XV-2217A-00 | ARM, RELAY | 1 | 1 | |
| 10 | 4XV-2217M-00 | ARM 1 | 1 | 1 | |
| 11 | 93315-31758 | BEARING | 2 | 2 | |
| 12 | 93109-17071 | OIL SEAL | 2 | 2 | |
| 13 | 93315-31758 | BEARING | 2 | 2 | |
| 14 | 93109-17071 | OIL SEAL | 4 | 4 | |
| 15 | 90387-1012B | COLLAR | 1 | 1 | |
| 16 | 90105-10727 | BOLT, WASHER BASED | 1 | 1 | |
| 17 | 90387-1013U | COLLAR | 1 | 1 | |
| 18 | 95607-10200 | NUT, SELF-LOCKING | 1 | 1 | |
| 19 | 90387-1012A | COLLAR | 2 | 2 | |
| 20 | 90105-10402 | BOLT, WASHER BASED | 1 | 1 | |
| 21 | 90105-10376 | BOLT, WASHER BASED | 1 | 1 | |
| 22 | 90387-1013U | COLLAR | 1 | 1 | |
| 23 | 95607-10200 | NUT, SELF-LOCKING | 2 | 2 | |
| 24 | 90387-1012A | COLLAR | 1 | 1 | |
| 25 | 90105-10402 | BOLT, WASHER BASED | 1 | 1 | |
| 26 | 95607-10200 | NUT, SELF-LOCKING | 1 | 1 | |
| 27 | 4XV-22151-00 | SEAL, GUARD | 1 | 1 | |

D3

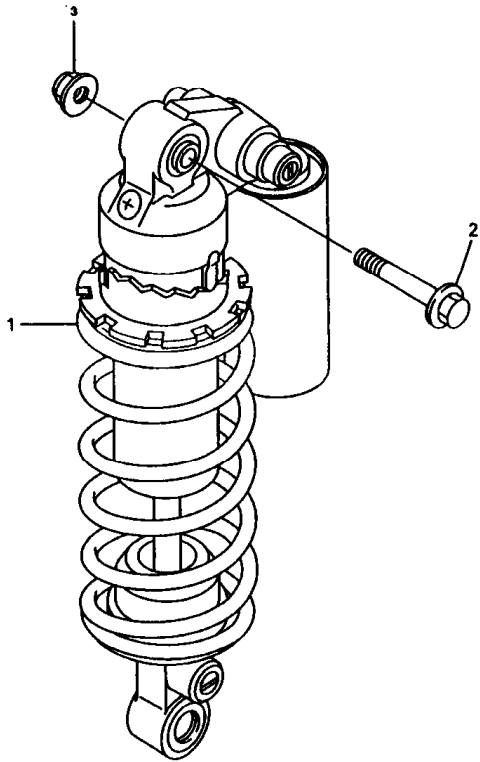


4XV352-8220

FIG. 22 REAR ARM

| REF. NO. | PART NO. | DESCRIPTION | 4XV1 | 4XV2 | REMARKS |
|----------|-----------------|-------------------|------|------|---------------|
| | | | | | |
| 28 | 90119-06096 | BOLT, WITH WASHER | 1 | 1 | |
| 29 | 90387-06372 | COLLAR | 1 | 1 | |
| 30 | 4XV-22311-00 | CASE, CHAIN | 1 | 1 | |
| 31 | 90119-06052 | BOLT, WITH WASHER | 3 | 3 | |
| 32 | 4XV-21650-00-P0 | REAR FENDER COMP. | 1 | 1 | VRC1 FOR BWC1 |
| | 4XV-21650-00-P1 | REAR FENDER COMP. | 1 | 1 | DPBMC |
| 33 | 90119-06094 | BOLT, WITH WASHER | 3 | 3 | |

FIG. 23 REAR SUSPENSION

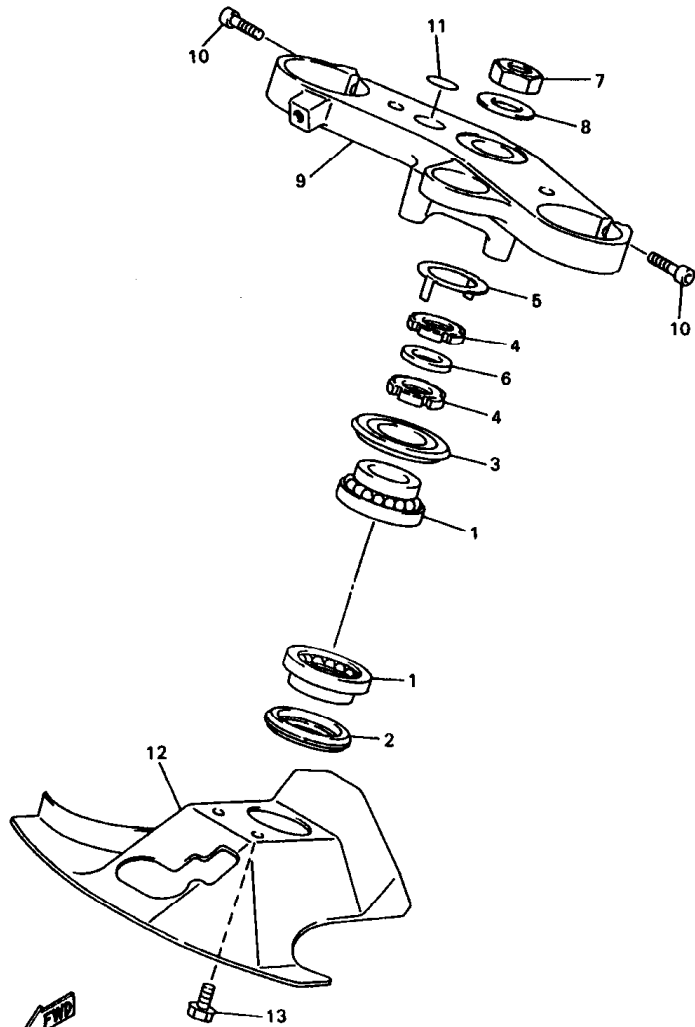


| REF. NO. | PART NO. | DESCRIPTION | 4XV1 | 4XV2 | | | REMARKS |
|----------|--------------|---------------------------|------|------|--|--|---------|
| | | | | | | | |
| 1 | 4XV-22210-00 | SHOCK ABSORBER ASSY, REAR | 1 | 1 | | | |
| 2 | 90105-10376 | BOLT, WASHER BASED | 1 | 1 | | | |
| 3 | 95607-10200 | NUT, SELF-LOCKING | 1 | 1 | | | |
| | | | | | | | |
| | | | | | | | |
| | | | | | | | |
| | | | | | | | |
| | | | | | | | |
| | | | | | | | |


4XV352-8230

D5

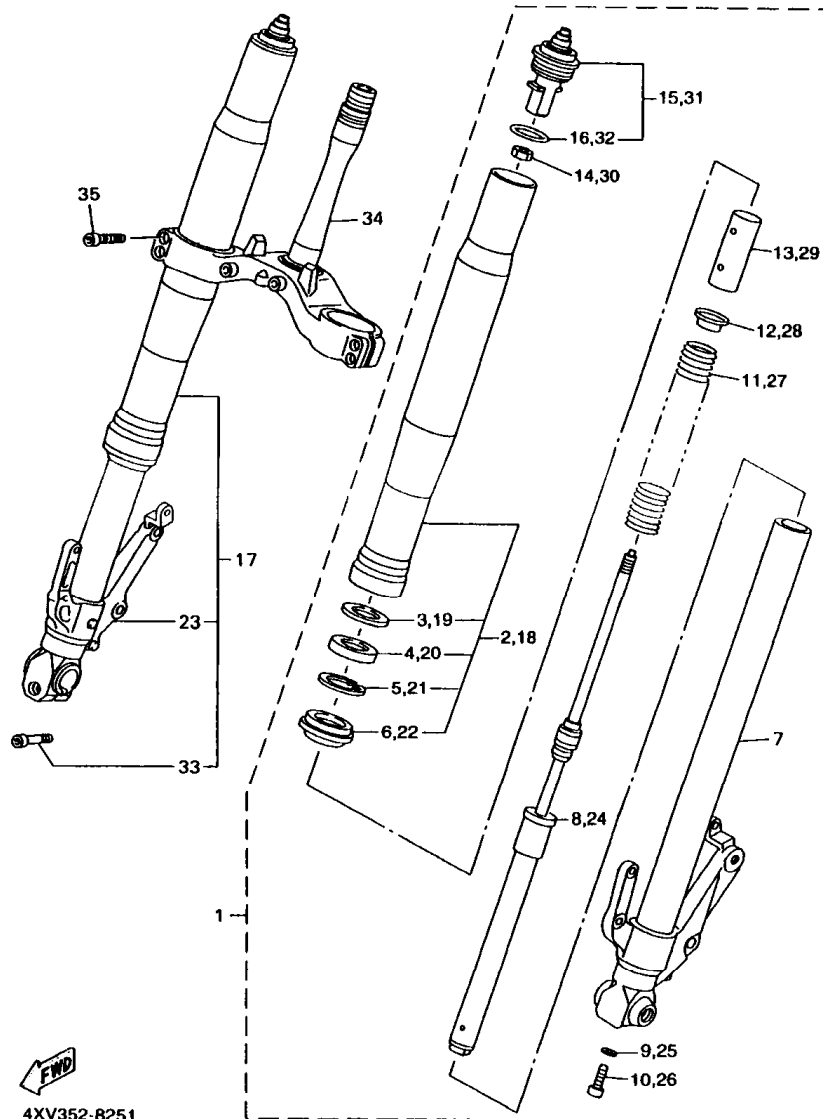
FIG. 24 STEERING



4XV352-8240

| REF. NO. | PART NO. | DESCRIPTION | 4XV1 | 4XV2 | | REMARKS |
|----------|--------------|--------------------|------|------|--|---------|
| 1 | 93399-99932 | BEARING | 2 | 2 | | |
| 2 | 3FV-23462-00 | SEAL, STEERING | 1 | 1 | | |
| 3 | 4XV-23415-00 | COVER, BALL RACE 1 | 1 | 1 | | |
| 4 | 90179-30691 | NUT | 2 | 2 | | |
| 5 | 4XV-23418-00 | WASHER, SPECIAL | 1 | 1 | | |
| 6 | 90202-30235 | WASHER, PLATE | 1 | 1 | | |
| 7 | 90170-28419 | NUT | 1 | 1 | | |
| 8 | 90201-281U8 | WASHER, PLATE | 1 | 1 | | |
| 9 | 4XV-23435-00 | CROWN, HANDLE | 1 | 1 | | |
| 10 | 91314-08030 | BOLT | 2 | 2 | | |
| 11 | 4XV-2341B-00 | EMBLEM | 1 | 1 | | |
| 12 | 4XV-23818-00 | COVER, STEERING | 1 | 1 | | |
| 13 | 90119-06114 | BOLT, WITH WASHER | 2 | 2 | | |
| | | | | | | |
| | | | | | | |
| | | | | | | |
| | | | | | | |
| | | | | | | |
| | | | | | | |
| | | | | | | |

FIG. 25 FRONT FORK

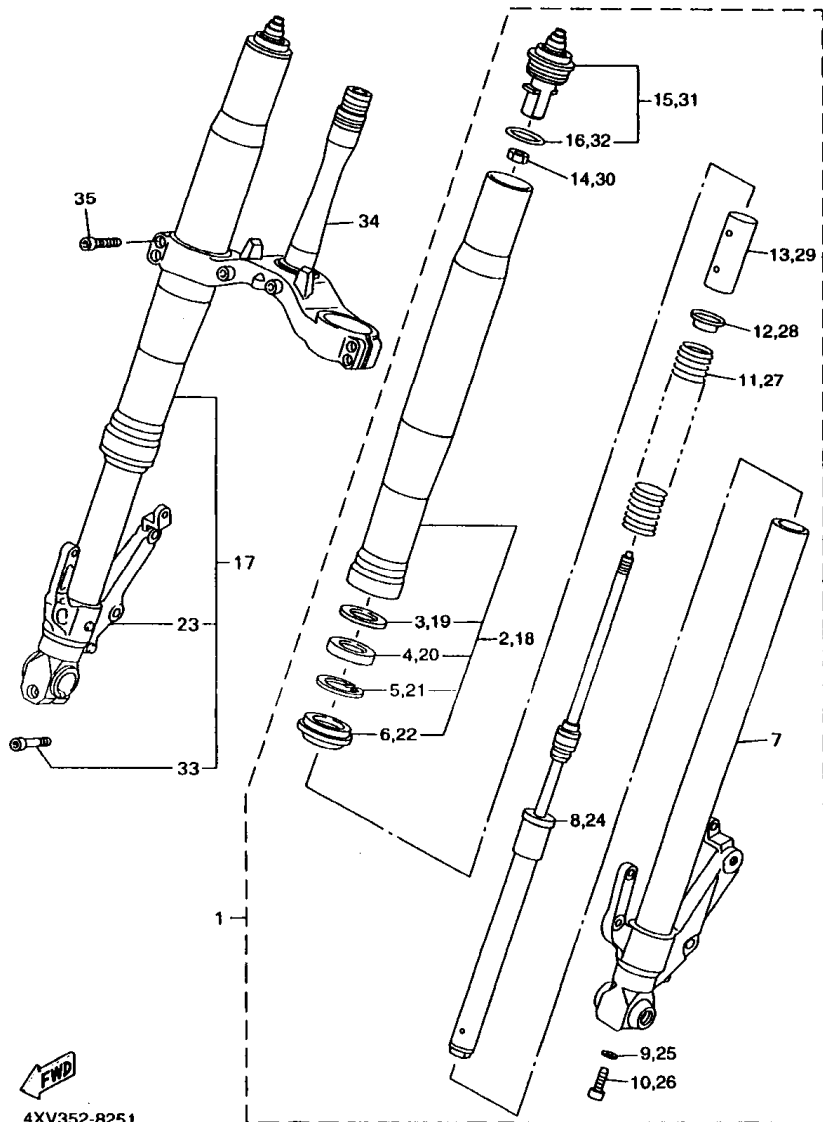


4XV352-8251

| REF. NO. | PART NO. | DESCRIPTION | 4XV1 | 4XV2 | REMARKS |
|----------|--------------|-----------------------------|------|------|---------|
| 1 | 4XV-23102-00 | FRONT FORK ASSY (L.H) | 1 | 1 | |
| 2 | 4XV-23136-00 | .TUBE, OUTER (RIGHT) | 1 | 1 | |
| 3 | 36Y-23146-10 | ..WASHER, OIL SEAL | 1 | 1 | |
| 4 | 4XV-23145-00 | ..OIL SEAL | 1 | 1 | |
| 5 | 26H-23156-00 | ..CLIP, OIL SEAL | 1 | 1 | |
| *6 | 4EB-23144-00 | ..SEAL, DUST | 1 | 1 | |
| 7 | 4XV-23110-00 | .INNER TUBE COMP.1 | 1 | 1 | |
| 8 | 4XV-23170-00 | .CYLINDER COMP., FRONT FORK | 1 | 1 | |
| 9 | 2K8-23158-L0 | .GASKET | 1 | 1 | |
| 10 | 3LC-23181-00 | .BOLT, HEXAGON SOCKET HEAD | 1 | 1 | |
| 11 | 4XV-23141-00 | .SPRING, FRONT FORK | 1 | 1 | |
| 12 | 4XV-23142-00 | .SEAT, SPRING UPPER | 1 | 1 | |
| 13 | 4XV-23118-00 | .SPACER | 1 | 1 | |
| 14 | 3LC-23357-00 | .NUT | 1 | 1 | |
| 15 | 4XV-23111-00 | .BOLT, CAP | 1 | 1 | |
| 16 | 3XJ-23147-L0 | ..O-RING | 1 | 1 | |
| 17 | 4XV-23103-00 | FRONT FORK ASSY (R.H) | 1 | 1 | |
| 18 | 4XV-23136-00 | .TUBE, OUTER (RIGHT) | 1 | 1 | |
| 19 | 36Y-23146-10 | ..WASHER, OIL SEAL | 1 | 1 | |
| 20 | 4XV-23145-00 | ..OIL SEAL | 1 | 1 | |
| 21 | 26H-23156-00 | ..CLIP, OIL SEAL | 1 | 1 | |
| *22 | 4EB-23144-00 | ..SEAL, DUST | 1 | 1 | |
| 23 | 4XV-23120-00 | .INNER TUBE COMP.2 | 1 | 1 | |
| 24 | 4XV-23170-00 | .CYLINDER COMP., FRONT FORK | 1 | 1 | |
| 25 | 2K8-23158-L0 | .GASKET | 1 | 1 | |
| 26 | 3LC-23181-00 | .BOLT, HEXAGON SOCKET HEAD | 1 | 1 | |
| 27 | 4XV-23141-00 | .SPRING, FRONT FORK | 1 | 1 | |

D7

FIG. 25 FRONT FORK



| REF. NO. | PART NO. | DESCRIPTION | 4XV1 | 4XV2 | | | REMARKS |
|----------|--------------|---------------------|------|------|--|--|---------|
| 28 | 4XV-23142-00 | .SEAT, SPRING UPPER | 1 | 1 | | | |
| 29 | 4XV-23118-00 | .SPACER | 1 | 1 | | | |
| 30 | 3LC-23357-00 | .NUT | 1 | 1 | | | |
| 31 | 4XV-23111-00 | .BOLT, CAP | 1 | 1 | | | |
| 32 | 3XJ-23147-L0 | ..O-RING | 1 | 1 | | | |
| 33 | 91314-08040 | .BOLT | 1 | 1 | | | |
| 34 | 4XV-23340-00 | UNDER BRACKET COMP. | 1 | 1 | | | |
| 35 | 91314-08030 | BOLT | 4 | 4 | | | |
| | | | | | | | |
| | | | | | | | |
| | | | | | | | |
| | | | | | | | |
| | | | | | | | |

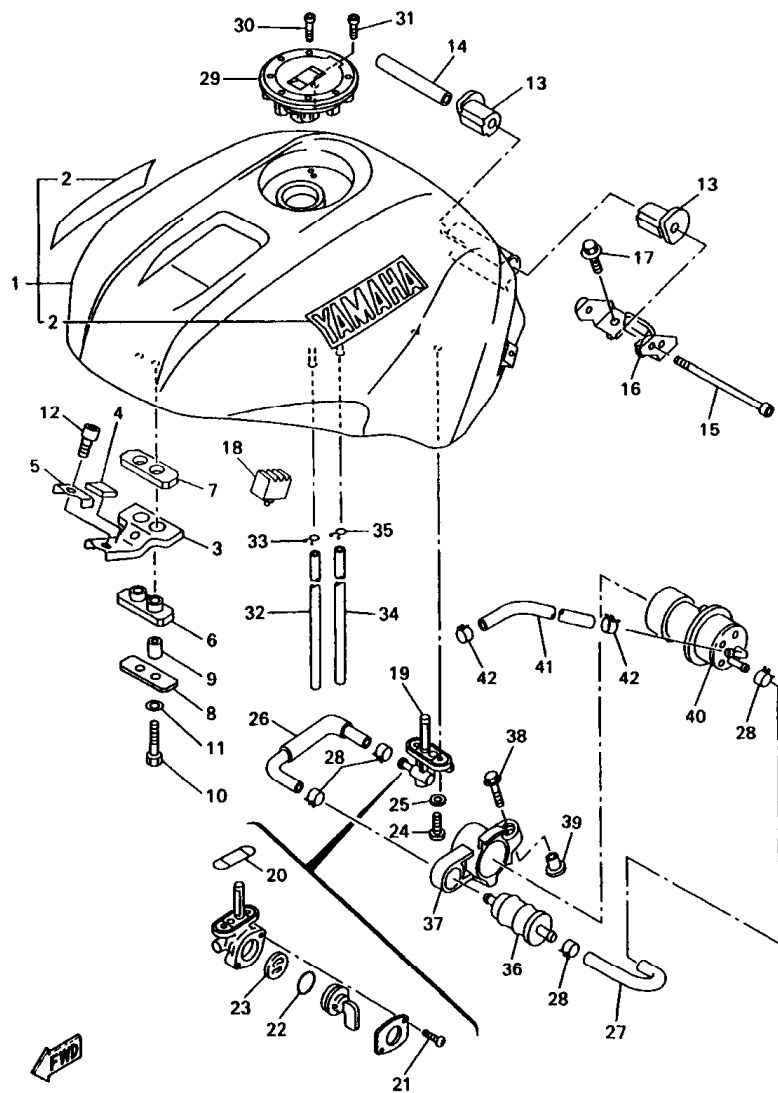
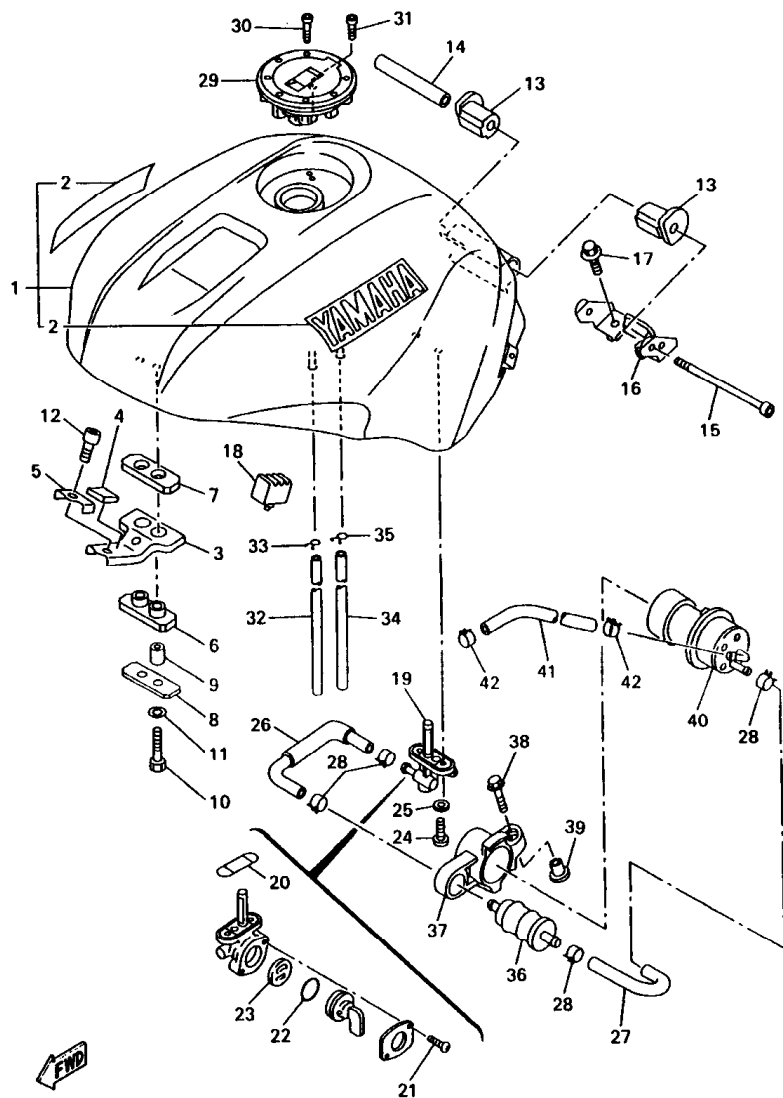


FIG. 26 FUEL TANK

| REF. NO. | PART NO. | DESCRIPTION | 4XV1 | 4XV2 | REMARKS |
|----------|-----------------|-----------------------|------|------|--------------|
| 1 | 4XV-24110-30-01 | FUEL TANK COMP. | 1 | 1 | BWC1 |
| | 4XV-24110-30-02 | FUEL TANK COMP. | 1 | 1 | DPBMC |
| * 2 | 4TV-2153A-10 | .EMBLEM, YAMAHA | 2 | 2 | UR FOR BWC1 |
| * 4 | 4TV-2153A-00 | .EMBLEM, YAMAHA | 2 | 2 | UR FOR DPBMC |
| 3 | 4XV-24191-00 | BRACKET, FUEL TANK 1 | 1 | 1 | |
| 4 | 1AE-2837J-00 | DAMPER 5 | 1 | 1 | |
| 5 | 4XV-24186-00 | WASHER, SPECIAL | 1 | 1 | |
| 6 | 2GH-24181-00 | DAMPER, LOCATING 1 | 1 | 1 | |
| 7 | 2GH-24183-00 | DAMPER, LOCATING 3 | 1 | 1 | |
| 8 | 2GH-24186-00 | WASHER, SPECIAL | 1 | 1 | |
| 9 | 90387-06299 | COLLAR | 2 | 2 | |
| 10 | 97007-06025 | BOLT | 2 | 2 | |
| 11 | 92907-06600 | WASHER, PLATE | 2 | 2 | |
| 12 | 91314-06016 | BOLT | 1 | 1 | |
| 13 | 4YR-24181-00 | DAMPER, LOCATING 1 | 2 | 2 | |
| 14 | 90387-061W9 | COLLAR | 1 | 1 | |
| 15 | 91317-06110 | BOLT | 1 | 1 | |
| 16 | 4XV-21348-00 | BRACKET, TANK FITTING | 1 | 1 | |
| 17 | 90119-06044 | BOLT, WITH WASHER | 2 | 2 | |
| 18 | 4XV-24183-00 | DAMPER, LOCATING 3 | 2 | 2 | |
| 19 | 4KM-24500-10 | FUEL COCK ASSY 1 | 1 | 1 | |
| 20 | 4X8-24512-00 | .O-RING | 1 | 1 | |
| 21 | 98507-03008 | .SCREW, PAN HEAD | 2 | 2 | |
| 22 | 3AJ-24534-00 | .SEAL, COCK | 1 | 1 | |
| 23 | 3AJ-24523-00 | .VALVE PACKING | 1 | 1 | |
| 24 | 90149-06011 | SCREW | 2 | 2 | |
| 25 | 90202-05193 | WASHER, PLATE | 2 | 2 | |

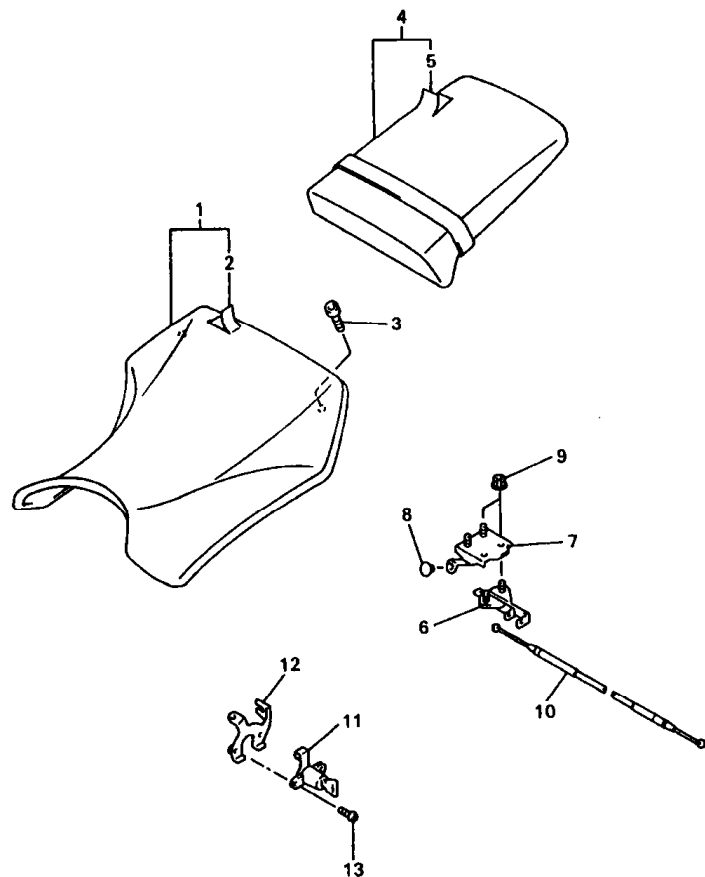


4XV352-8260

FIG. 26 FUEL TANK

| REF. NO. | PART NO. | DESCRIPTION | 4XV1 | 4XV2 | REMARKS |
|----------|--------------|---------------------------|------|------|---------|
| 26 | 4XV-24311-00 | PIPE, FUEL 1 | 1 | 1 | |
| 27 | 4XV-24312-00 | PIPE 2 | 1 | 1 | |
| 28 | 90467-12124 | CLIP | 4 | 4 | |
| 29 | 4HN-24602-00 | CAP ASSY | 1 | 1 | |
| 30 | 90110-05112 | BOLT, HEXAGON SOCKET HEAD | 3 | 3 | |
| 31 | 91317-05010 | BOLT | 1 | 1 | |
| 32 | 90445-103E9 | HOSE | 1 | 1 | |
| 33 | 90467-09006 | CLIP | 1 | 1 | |
| 34 | 90445-103E9 | HOSE | 1 | 1 | |
| 35 | 90467-09006 | CLIP | 1 | 1 | |
| 36 | 1FK-24560-00 | FILTER ASSY | 1 | 1 | |
| 37 | 4XV-24398-00 | BAND 1 | 1 | 1 | |
| 38 | 90119-06096 | BOLT, WITH WASHER | 1 | 1 | |
| 39 | 90387-062L2 | COLLAR | 1 | 1 | |
| 40 | 4SV-13907-00 | FUEL PUMP COMP. | 1 | 1 | |
| 41 | 90445-142K2 | HOSE | 1 | 1 | |
| 42 | 90467-13123 | CLIP | 2 | 2 | |

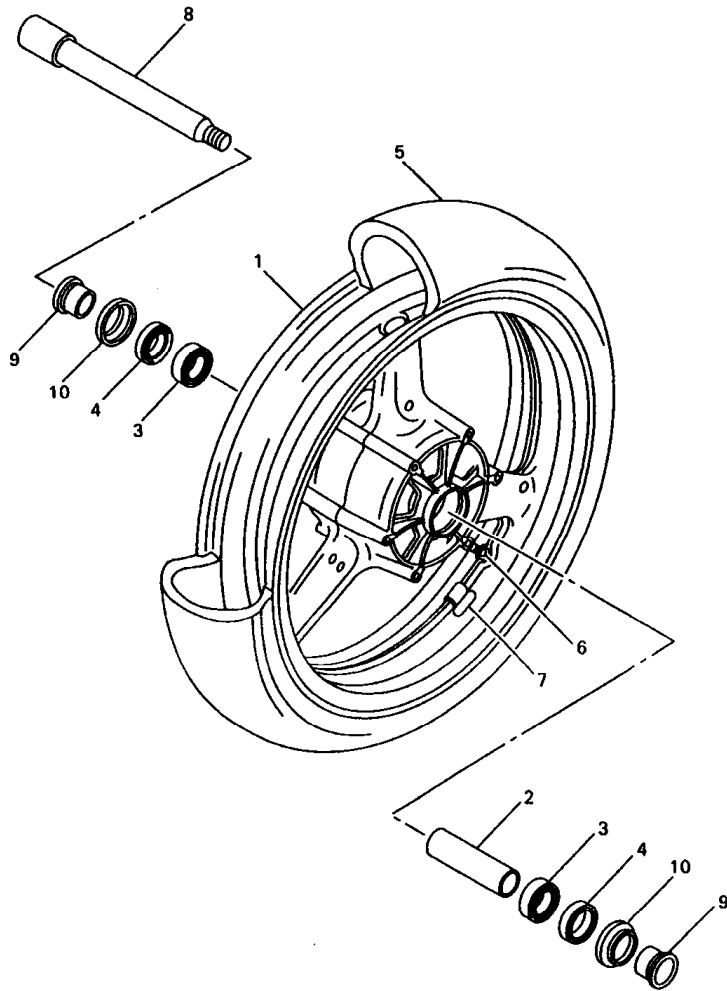
FIG. 27 SEAT



| REF. NO. | PART NO. | DESCRIPTION | 4XV1 | 4XV2 | REMARKS |
|----------|--------------|---------------------------|------|------|--------------|
| 1 | 4XV-24710-00 | SINGLE SEAT ASSY | 1 | 1 | UR FOR BWC1 |
| | 4XV-24710-10 | SINGLE SEAT ASSY | 1 | 1 | UR FOR DPBMC |
| 2 | 4XV-2470F-00 | .COVER, SEAT | 1 | 1 | UR FOR BWC1 |
| | 4XV-2470F-10 | .COVER, SEAT | 1 | 1 | UR FOR DPBMC |
| 3 | 90110-08258 | BOLT, HEXAGON SOCKET HEAD | 2 | 2 | |
| 4 | 4XV-24750-00 | TANDEM SEAT ASSY | 1 | 1 | UR FOR BWC1 |
| | 4XV-24750-10 | TANDEM SEAT ASSY | 1 | 1 | UR FOR DPBMC |
| 5 | 4XV-24751-00 | .COVER, TANDEM SEAT | 1 | 1 | UR FOR BWC1 |
| | 4XV-24751-10 | .COVER, TANDEM SEAT | 1 | 1 | UR FOR DPBMC |
| 6 | 4BP-24780-00 | SEAT LOCK ASSY | 1 | 1 | |
| 7 | 4XV-24792-00 | PLATE | 1 | 1 | |
| 8 | 90338-07043 | PLUG | 1 | 1 | |
| 9 | 95707-06500 | NUT, FLANGE | 4 | 4 | |
| 10 | 4KM-2478E-01 | CABLE, SEAT LOCK | 1 | 1 | |
| 11 | 2TV-W2470-00 | SEAT LOCK ASSY | 1 | 1 | |
| 12 | 4XV-2117K-00 | STAY, LOCK | 1 | 1 | |
| 13 | 90149-06308 | SCREW | 2 | 2 | |


4XV352-8270

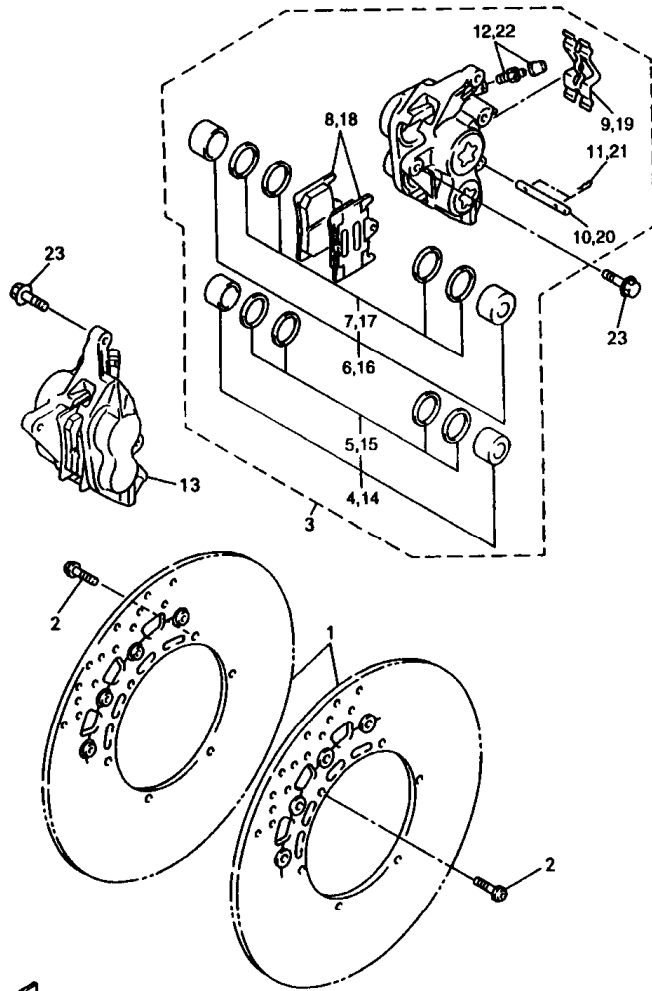
FIG. 28 FRONT WHEEL



| REF. NO. | PART NO. | DESCRIPTION | 4XV1 | 4XV2 | REMARKS |
|----------|-----------------|-------------------------|------|------|---------------------|
| 1 | 4XV-25168-00-33 | CAST WHEEL, FRONT | 1 | 1 | YB FOR BWC1 |
| | 4XV-25168-00-35 | CAST WHEEL, FRONT | 1 | 1 | SL FOR DPBMC |
| 2 | 4XV-25117-00 | SPACER, BEARING | 1 | 1 | |
| 3 | 93306-00420 | BEARING (B6004) | 2 | 2 | |
| 4 | 93106-28043 | OIL SEAL | 2 | 2 | |
| 5 | * | TIRE (120/70 ZR17 TX15) | 1 | | LM MICHELIN |
| | * | TIRE (120/70 ZR17 MEZ3) | 1 | 1 | LM METZELER FOR GBR |
| 6 | 93900-00030 | VALVE, RIM | 1 | 1 | |
| 7 | 29L-25398-00 | BALANCER, WHEEL (10G) | 1 | 1 | UN |
| | 29L-25398-10 | BALANCER, WHEEL (20G) | 1 | 1 | UN |
| | 29L-25398-20 | BALANCER, WHEEL (30G) | 1 | 1 | UN |
| 8 | 4XV-25181-00 | AXLE, WHEEL | 1 | 1 | |
| 9 | 4XV-25186-00 | COLLAR, WHEEL | 2 | 2 | |
| 10 | 4XV-25118-00 | COVER, HUB DUST | 2 | 2 | |

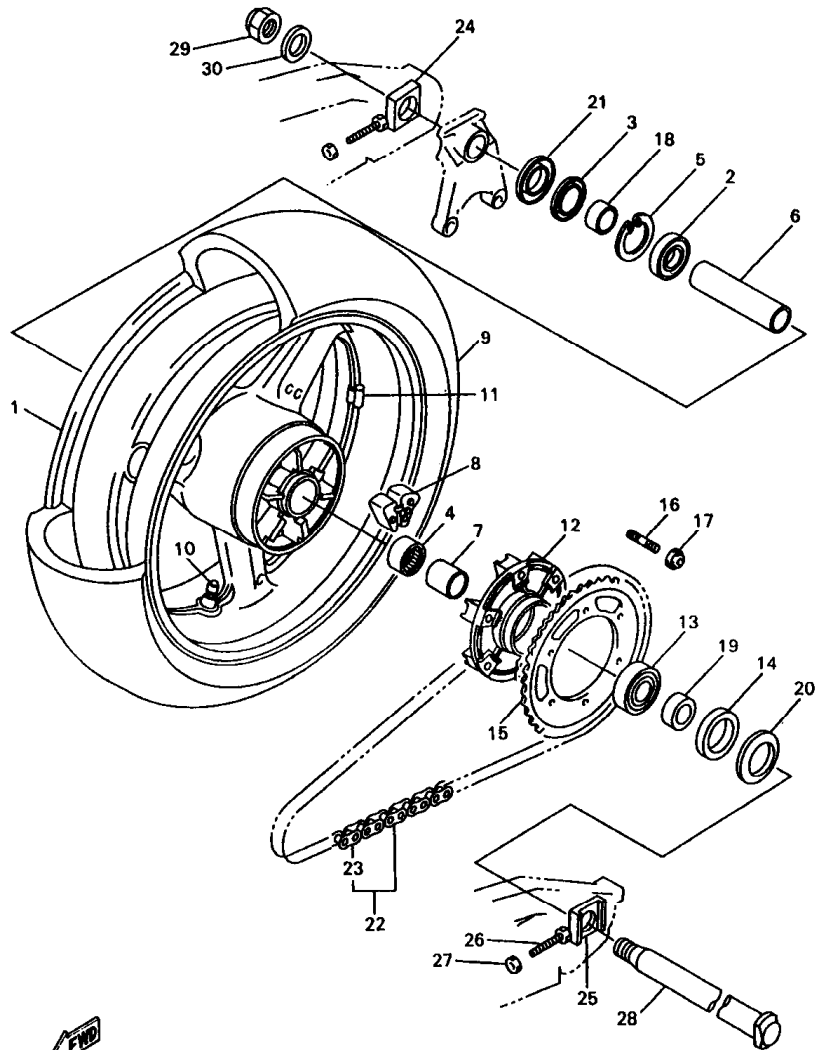

4XV352-8280

FIG. 29 FRONT BRAKE CALIPER



4XV352-8290

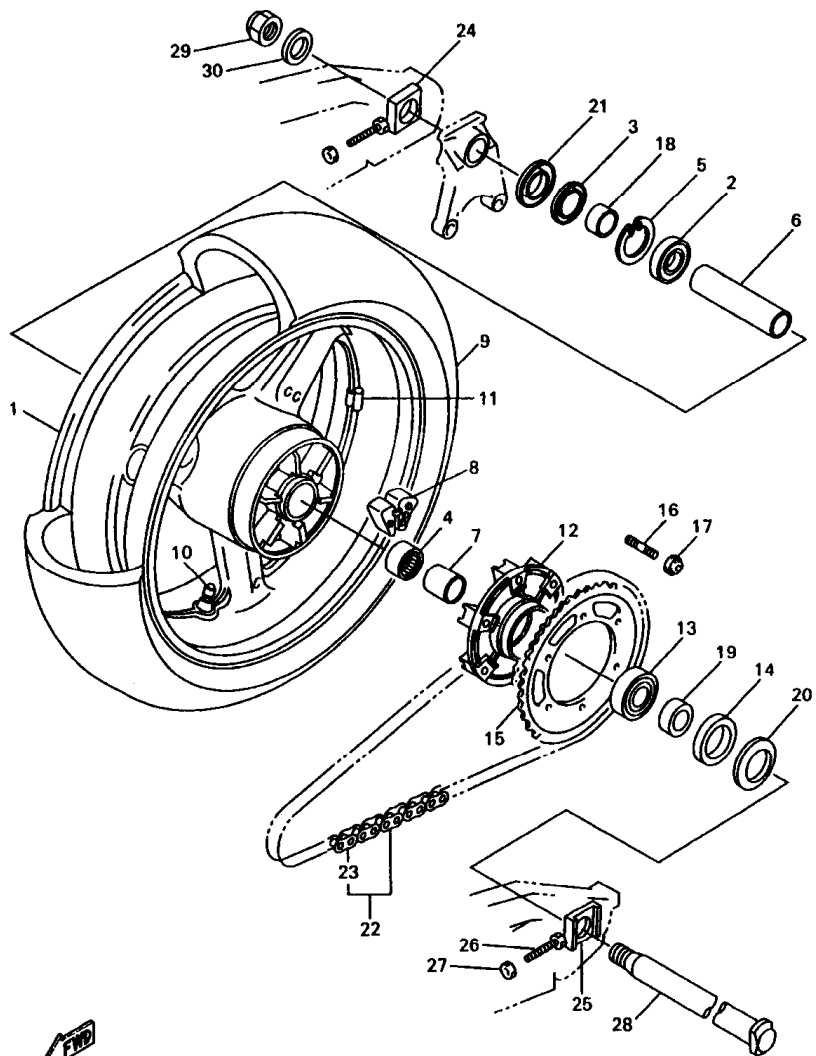
| REF. NO. | PART NO. | DESCRIPTION | | | REMARKS |
|----------|--------------|-----------------------|------|------|---------|
| | | | 4XV1 | 4XV2 | |
| 1 | 4SV-2581T-00 | DISC BRAKE ASSY | 2 | 2 | |
| 2 | 90109-064G6 | BOLT | 12 | 12 | |
| 3 | 4XV-2580T-00 | CALIPER ASSY (LEFT) | 1 | 1 | |
| 4 | 4SV-W0057-00 | .PISTON ASSY, CALIPER | 1 | 1 | |
| 5 | 3MA-W0047-10 | ..CALIPER SEAL KIT | 1 | 1 | |
| 6 | 4SV-W0057-10 | .PISTON ASSY, CALIPER | 1 | 1 | |
| 7 | 3GM-W0047-10 | ..CALIPER SEAL KIT | 1 | 1 | |
| 8 | 4XV-W0045-00 | .BRAKE PAD KIT | 1 | 1 | |
| 9 | 4SV-25919-00 | .SUPPORT, PAD | 1 | 1 | |
| 10 | 4SV-25924-00 | .PIN, PAD | 1 | 1 | |
| 11 | 3GM-25925-00 | ..CLIP | 2 | 2 | |
| 12 | 1J3-W0048-00 | .BLEED SCREW KIT | 1 | 1 | |
| 13 | 4XV-2580U-00 | CALIPER ASSY (RIGHT) | 1 | 1 | |
| 14 | 4SV-W0057-00 | .PISTON ASSY, CALIPER | 1 | 1 | |
| 15 | 3MA-W0047-10 | ..CALIPER SEAL KIT | 1 | 1 | |
| 16 | 4SV-W0057-10 | .PISTON ASSY, CALIPER | 1 | 1 | |
| 17 | 3GM-W0047-10 | ..CALIPER SEAL KIT | 1 | 1 | |
| 18 | 4XV-W0045-00 | .BRAKE PAD KIT | 1 | 1 | |
| 19 | 4SV-25919-00 | .SUPPORT, PAD | 1 | 1 | |
| 20 | 4SV-25924-00 | .PIN, PAD | 1 | 1 | |
| 21 | 3GM-25925-00 | ..CLIP | 2 | 2 | |
| 22 | 1J3-W0048-00 | .BLEED SCREW KIT | 1 | 1 | |
| 23 | 90105-105A7 | BOLT, WASHER BASED | 4 | 4 | |



FWD
4XV352-8300

FIG. 30 REAR WHEEL

| REF. NO. | PART NO. | DESCRIPTION | 4XV1 | 4XV2 | REMARKS |
|----------|-----------------|-------------------------|------|------|---------------------|
| 1 | 4XV-25338-00-33 | CAST WHEEL, REAR | 1 | 1 | YB FOR BWC1 |
| | 4XV-25338-00-35 | CAST WHEEL, REAR | 1 | 1 | SL FOR DPBMC |
| 2 | 93306-20567 | BEARING | 1 | 1 | |
| 3 | 93106-35042 | OIL SEAL | 1 | 1 | |
| 4 | 93317-43580 | BEARING | 1 | 1 | |
| 5 | 99009-52500 | CIRCLIP | 1 | 1 | |
| 6 | 4XV-25317-00 | SPACER, BEARING | 1 | 1 | |
| 7 | 4XV-25383-00 | COLLAR, WHEEL | 1 | 1 | |
| 8 | 4XV-25364-00 | DAMPER | 6 | 6 | |
| 9 | * | TIRE (190/50 ZR17 TX25) | 1 | | LM MICHELIN |
| | * | TIRE (190/50 ZR17 MEZ3) | 1 | 1 | LM METZELER FOR GBR |
| 10 | 93900-00030 | VALVE, RIM | 1 | 1 | |
| 11 | 29L-25398-00 | BALANCER, WHEEL (10G) | 1 | 1 | UN |
| | 29L-25398-10 | BALANCER, WHEEL (20G) | 1 | 1 | UN |
| | 29L-25398-20 | BALANCER, WHEEL (30G) | 1 | 1 | UN |
| 12 | 4XV-25366-00 | CLUTCH, HUB | 1 | 1 | |
| 13 | 93306-20646 | BEARING | 1 | 1 | |
| 14 | 93106-40041 | OIL SEAL | 1 | 1 | |
| 15 | 4XV-25443-20 | SPROCKET, DRIVEN (43T) | 1 | 1 | |
| 16 | 90116-10485 | BOLT, STUD | 6 | 6 | |
| 17 | 95607-10200 | NUT, SELF-LOCKING | 6 | 6 | |
| 18 | 4XV-25377-00 | COLLAR, WHEEL | 1 | 1 | |
| 19 | 4XV-25376-00 | COLLAR, WHEEL | 1 | 1 | |
| 20 | 4XV-25367-00 | COVER, HUB DUST | 1 | 1 | |
| 21 | 4XV-25327-00 | COVER, PLATE | 1 | 1 | |
| 22 | 94581-69114 | CHAIN (DID50ZVM-114LL) | 1 | 1 | |
| 23 | 94681-69031 | JOINT, CHAIN | 1 | 1 | |

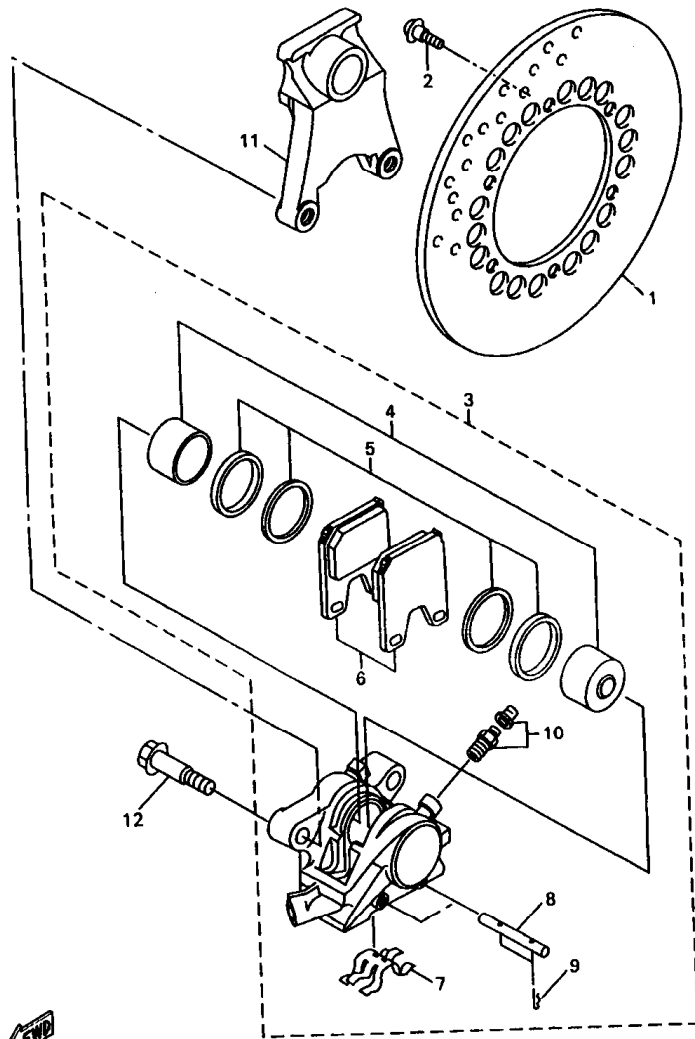


4XV352-8300

FIG. 30 REAR WHEEL

| REF. NO. | PART NO. | DESCRIPTION | 4XV1 | 4XV2 | REMARKS |
|----------|--------------|-------------------|------|------|---------|
| 24 | 4XV-25388-00 | PULLER, CHAIN 1 | 1 | 1 | |
| 25 | 4XV-25389-00 | PULLER, CHAIN 2 | 1 | 1 | |
| 26 | 90101-08766 | BOLT | 2 | 2 | |
| 27 | 95307-08600 | NUT | 2 | 2 | |
| 28 | 4XV-25381-00 | AXLE, WHEEL | 1 | 1 | |
| 29 | 90185-24165 | NUT, SELF-LOCKING | 1 | 1 | |
| 30 | 90201-257R5 | WASHER, PLATE | 1 | 1 | |

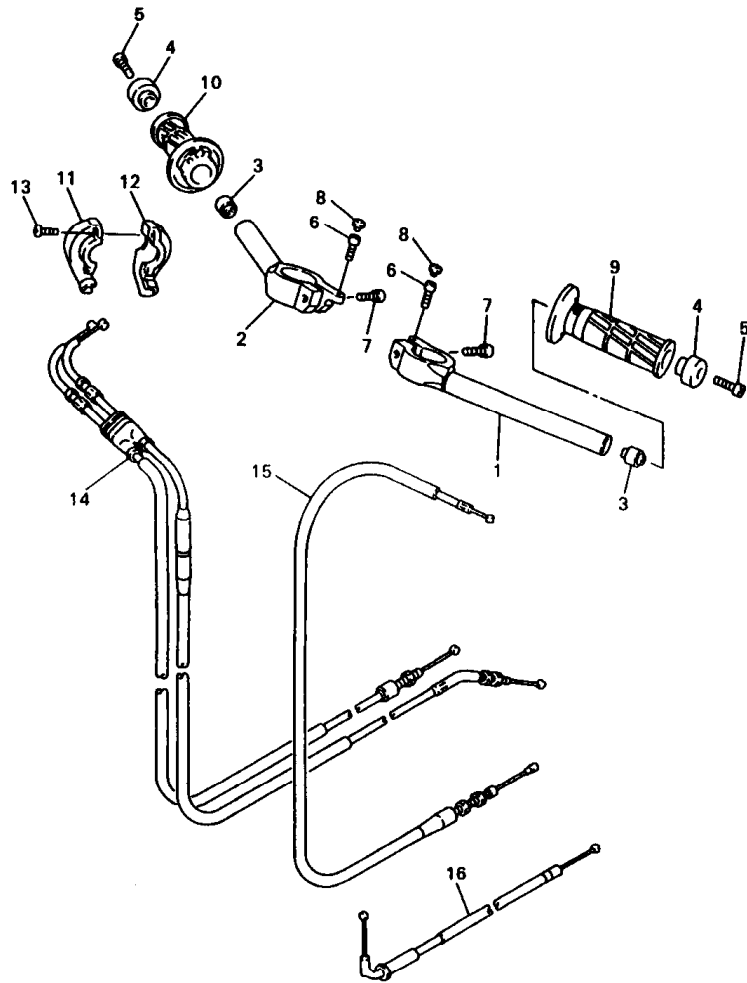
FIG. 31 REAR BRAKE CALIPER



| REF. NO. | PART NO. | DESCRIPTION | 4XV1 | 4XV2 | REMARKS |
|----------|--------------|-----------------------|------|------|---------|
| 1 | 4XV-2582W-00 | DISC, REAR BRAKE 2 | 1 | 1 | |
| 2 | 90109-064G6 | BOLT | 6 | 6 | |
| 3 | 4XV-2580W-00 | CALIPER ASSY, REAR 2 | 1 | 1 | |
| 4 | 4XV-W0057-50 | .PISTON ASSY, CALIPER | 1 | 1 | |
| 5 | 4XV-W0047-50 | .CALIPER SEAL KIT | 1 | 1 | |
| 6 | 4XV-W0046-00 | .BRAKE PAD KIT 2 | 1 | 1 | |
| 7 | 4XV-25919-50 | .SUPPORT, PAD | 1 | 1 | |
| 8 | 4SV-25924-00 | .PIN, PAD | 2 | 2 | |
| 9 | 3GM-25925-00 | .CLIP | 4 | 4 | |
| 10 | 1J3-W0048-00 | .BLEED SCREW KIT | 2 | 2 | |
| 11 | 4XV-25819-00 | BRACKET, CALIPER | 1 | 1 | |
| 12 | 90105-105A0 | BOLT, WASHER BASED | 2 | 2 | |

 4XV352-8310

FIG. 32 STEERING HANDLE. CABLE

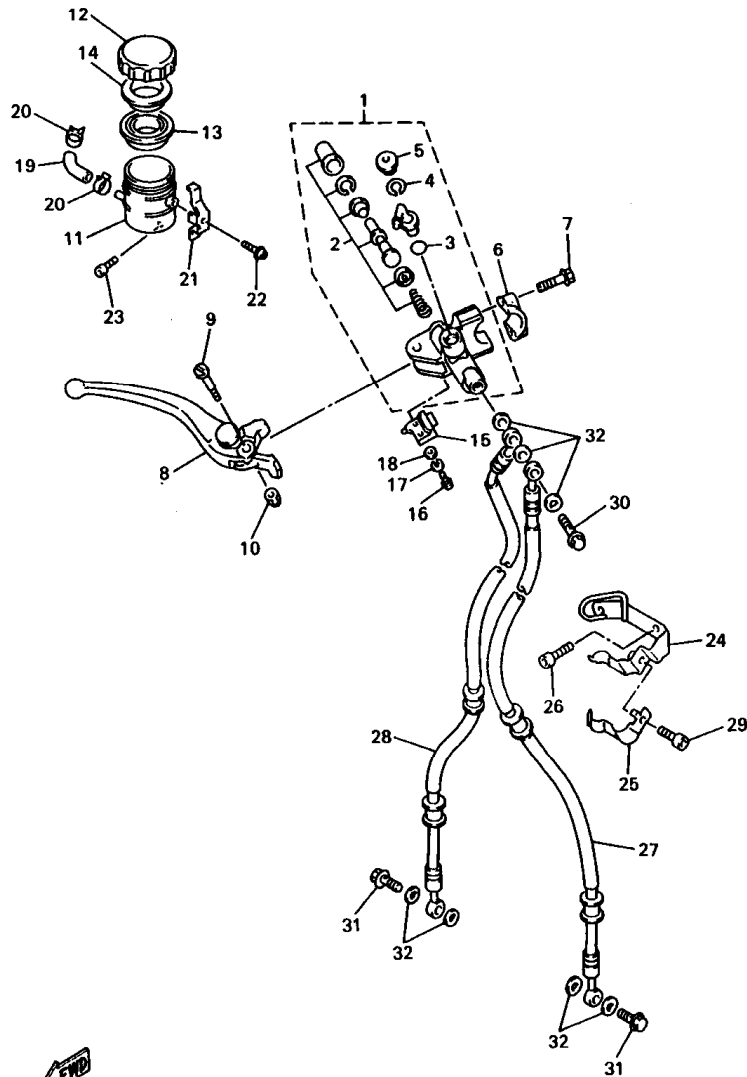


| REF. NO. | PART NO. | DESCRIPTION | | | REMARKS |
|----------|--------------|---------------------|------|------|---------|
| | | | 4XV1 | 4XV2 | |
| 1 | 4XV-26121-00 | HANDLEBAR (LEFT) | 1 | 1 | |
| 2 | 4XV-26122-00 | HANDLEBAR (RIGHT) | 1 | 1 | |
| 3 | 4XV-23434-00 | HOLDER, DAMPER | 2 | 2 | |
| 4 | 4XV-26246-00 | END, GRIP | 2 | 2 | |
| 5 | 91317-06025 | BOLT | 2 | 2 | |
| 6 | 91317-06025 | BOLT | 2 | 2 | |
| 7 | 91314-08030 | BOLT | 2 | 2 | |
| 8 | 2H9-23469-00 | CAP, BOLT | 2 | 2 | |
| 9 | 4YR-26241-00 | GRIP (LEFT) | 1 | 1 | |
| 10 | 4YR-26240-00 | GRIP ASSY | 1 | 1 | |
| 11 | 3XW-26281-01 | CAP, GRIP UPPER | 1 | 1 | |
| 12 | 3XW-26282-01 | CAP, GRIP LOWER | 1 | 1 | |
| 13 | 98507-05035 | SCREW, PAN HEAD | 2 | 2 | |
| 14 | 4XV-26302-00 | THROTTLE CABLE ASSY | 1 | 1 | |
| 15 | 4XV-26335-00 | CABLE, CLUTCH | 1 | 1 | |
| 16 | 4XV-26331-00 | CABLE, STARTER 1 | 1 | 1 | |



4XV352-8320

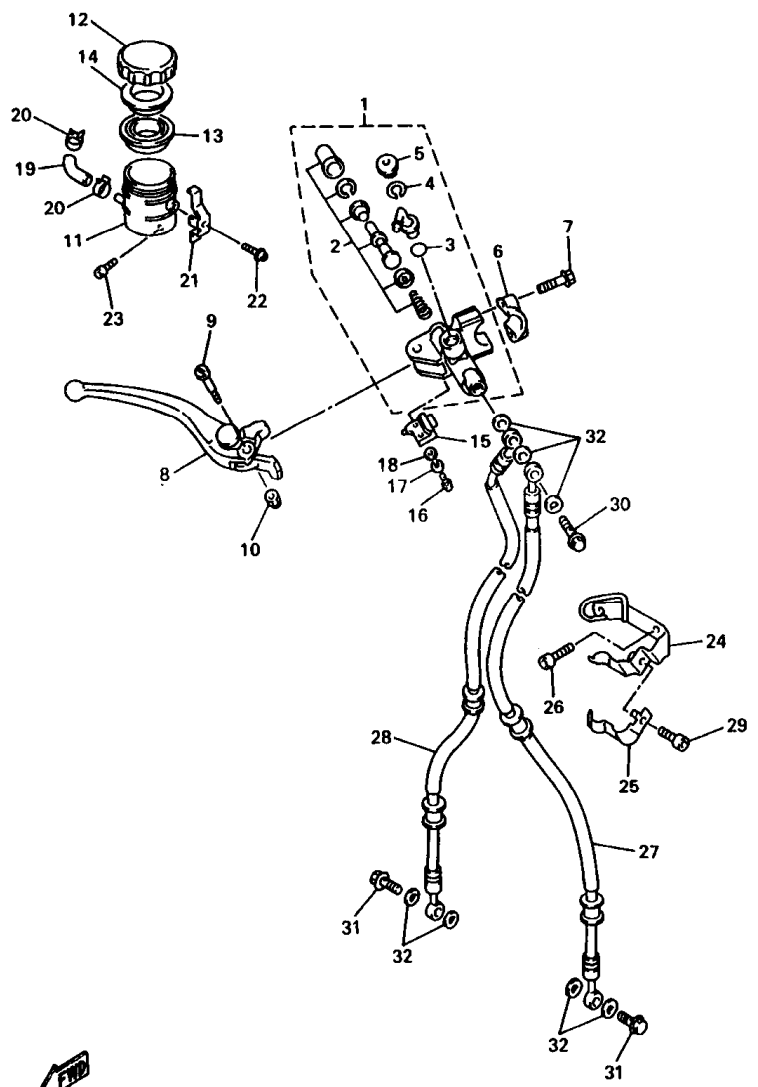
FIG. 33 FRONT MASTER CYLINDER




4XV352-8330

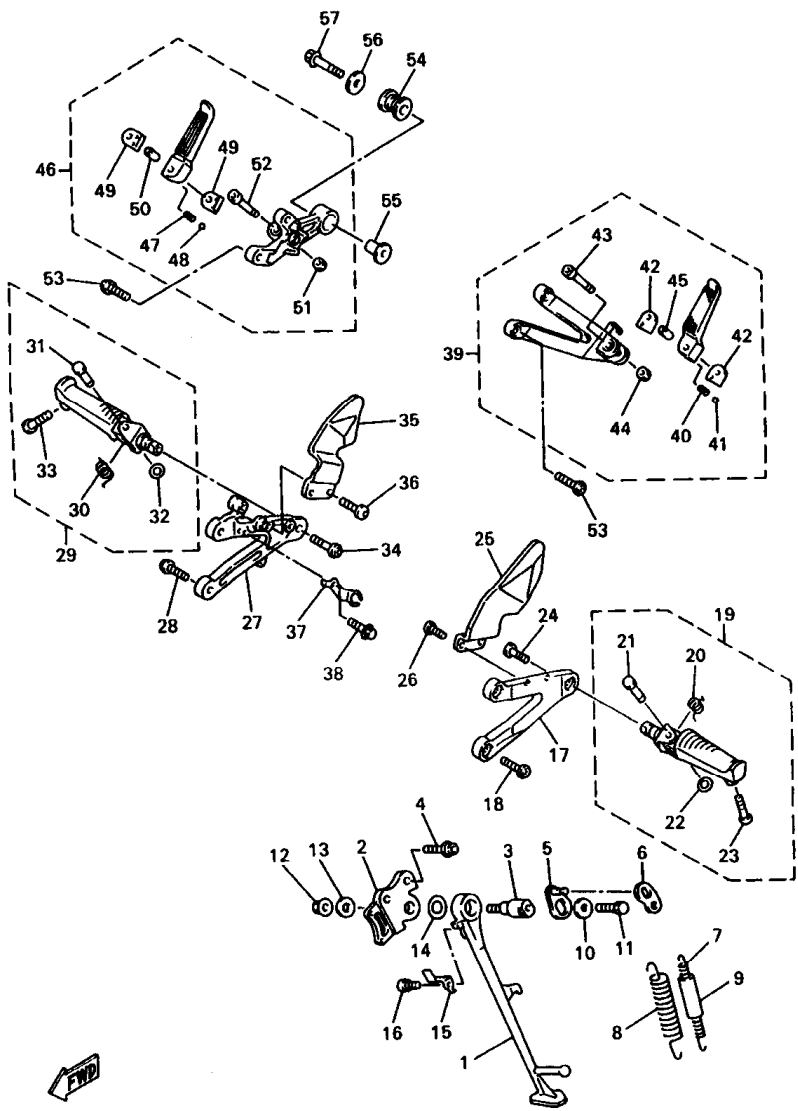
| REF. NO. | PART NO. | DESCRIPTION | 4XV1 | 4XV2 | | | REMARKS |
|----------|--------------|--------------------------|------|------|--|--|---------|
| | | | | | | | |
| 1 | 4XV-W2587-00 | MASTER CYLINDER SUB ASSY | 1 | 1 | | | |
| 2 | 4SV-W0041-00 | .CYLINDER KIT, MASTER | 1 | 1 | | | |
| 3 | 93210-15620 | .O-RING | 1 | 1 | | | |
| 4 | 2VN-25866-00 | .CIRCLIP | 1 | 1 | | | |
| 5 | 3FV-2589A-00 | .COVER, DUST | 1 | 1 | | | |
| 6 | 56A-25867-00 | BRACKET, MASTER CYLINDER | 1 | 1 | | | |
| 7 | 95026-08025 | BOLT, FLANGE | 2 | 2 | | | |
| 8 | 4XV-83922-00 | LEVER 2 | 1 | 1 | | | |
| 9 | 3FV-2589F-00 | BOLT, LEVER | 1 | 1 | | | |
| 10 | 95608-08100 | NUT, U | 1 | 1 | | | |
| 11 | 3FV-25894-00 | TANK, RESERVOIR | 1 | 1 | | | |
| 12 | 3GM-25852-50 | CAP, RESERVOIR | 1 | 1 | | | |
| 13 | 3FV-25854-00 | DIAPHRAGM, RESERVOIR | 1 | 1 | | | |
| 14 | 2J2-25855-50 | BUSH,DIAPHRAGM | 1 | 1 | | | |
| 15 | 3FV-83980-00 | FRONT STOP SWITCH ASSY | 1 | 1 | | | |
| 16 | 98502-04012 | SCREW, PAN HEAD | 1 | 1 | | | |
| 17 | 92902-04100 | WASHER, SPRING | 1 | 1 | | | |
| 18 | 92902-04600 | WASHER, PLATE | 1 | 1 | | | |
| 19 | 3TJ-2582F-01 | HOSE | 1 | 1 | | | |
| 20 | 3PA-24356-00 | CLIP, PIPE 1 | 2 | 2 | | | |
| 21 | 3FV-2589G-00 | HOLDER | 1 | 1 | | | |
| 22 | 3GM-2589H-00 | SCREW | 1 | 1 | | | |
| 23 | 91317-08012 | BOLT | 2 | 2 | | | |
| 24 | 4XV-25887-00 | HOLDER, BRAKE HOSE | 1 | 1 | | | |
| 25 | 4XV-2587A-00 | HOLDER, BREAK HOSE | 1 | 1 | | | |
| 26 | 91317-08012 | BOLT | 2 | 2 | | | |
| 27 | 4XV-25872-00 | HOSE, BRAKE 1 | 1 | 1 | | | |

FIG. 33 FRONT MASTER CYLINDER




4XV352-8330

| REF. NO. | PART NO. | DESCRIPTION | 4XV1 | 4XV2 | REMARKS |
|----------|--------------|---------------|------|------|---------|
| 28 | 4XV-25873-00 | HOSE, BRAKE 2 | 1 | 1 | |
| 29 | 91317-06010 | BOLT | 1 | 1 | |
| 30 | 90401-10160 | BOLT, UNION | 1 | 1 | |
| 31 | 90401-10172 | BOLT, UNION | 2 | 2 | |
| 32 | 90201-10118 | WASHER, PLATE | 7 | 7 | |
| ----- | | | | | |
| ----- | | | | | |
| ----- | | | | | |
| ----- | | | | | |
| ----- | | | | | |
| ----- | | | | | |
| ----- | | | | | |
| ----- | | | | | |

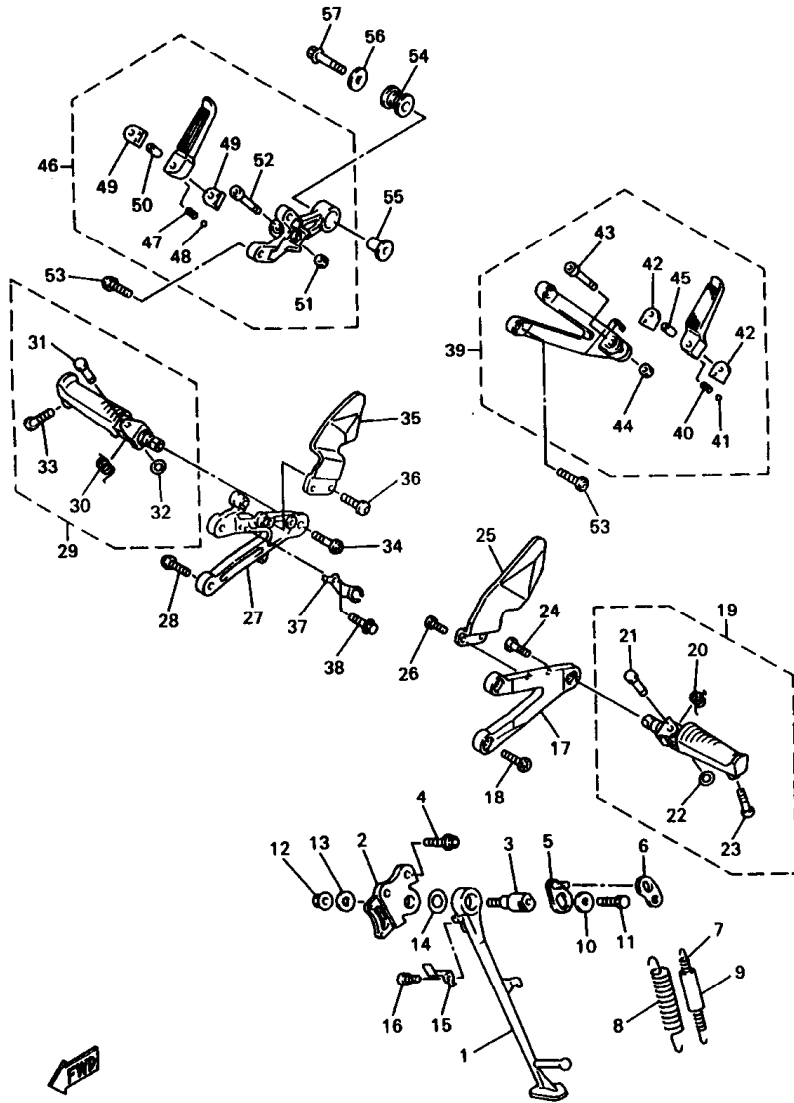


4XV352-8340

FIG. 34 STAND. FOOTREST

| REF. NO. | PART NO. | DESCRIPTION | 4XV1 | 4XV2 | REMARKS |
|----------|--------------|----------------------------|------|------|---------|
| 1 | 4XV-27311-00 | STAND, SIDE | 1 | 1 | |
| 2 | 4NX-27321-00 | BRACKET, SIDE STAND | 1 | 1 | |
| 3 | 4NX-27351-00 | GUIDE, SIDE STAND | 1 | 1 | |
| 4 | 90109-105G7 | BOLT | 2 | 2 | |
| 5 | 36Y-27352-00 | HOOK, SIDE STAND | 1 | 1 | |
| 6 | 36Y-27315-00 | LINK, SIDE STAND | 1 | 1 | |
| 7 | 90506-18224 | SPRING, TENSION | 1 | 1 | |
| 8 | 90506-26225 | SPRING, TENSION | 1 | 1 | |
| 9 | 1TX-27351-00 | GUIDE, SIDE STAND | 1 | 1 | |
| 10 | 90201-081R9 | WASHER, PLATE | 1 | 1 | |
| 11 | 90101-08662 | BOLT | 1 | 1 | |
| 12 | 95607-10200 | NUT, SELF-LOCKING | 1 | 1 | |
| 13 | 90201-101J1 | WASHER, PLATE | 1 | 1 | |
| 14 | 90201-146F9 | WASHER, PLATE | 1 | 1 | |
| 15 | 4NX-27315-00 | LINK, SIDE STAND | 1 | 1 | |
| 16 | 90110-06226 | BOLT, HEXAGON SOCKET HEAD | 1 | 1 | |
| 17 | 4XV-27442-00 | BRACKET 2 | 1 | 1 | |
| 18 | 90109-085G6 | BOLT | 2 | 2 | |
| 19 | 4XV-27410-00 | FRONT FOOTREST ASSY (LEFT) | 1 | 1 | |
| 20 | 90508-183B9 | SPRING, TORSION | 1 | 1 | |
| 21 | 90243-08029 | PIN | 1 | 1 | |
| 22 | 90201-06042 | WASHER, PLATE | 1 | 1 | |
| 23 | 90109-083E0 | BOLT | 1 | 1 | |
| 24 | 90109-103A9 | BOLT | 1 | 1 | |
| 25 | 4XV-27445-00 | PLATE 1 | 1 | 1 | |
| 26 | 90149-06233 | SCREW | 2 | 2 | |
| 27 | 4XV-27443-00 | BRACKET 3 | 1 | 1 | |

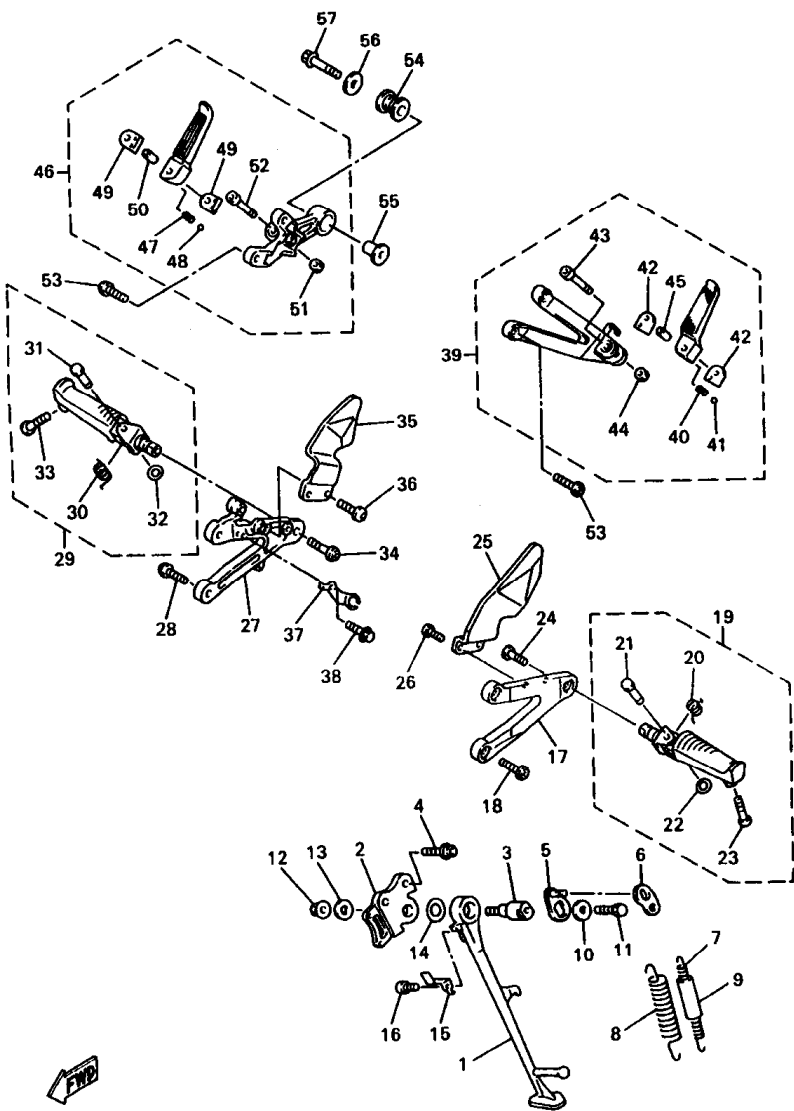
FIG. 34 STAND. FOOTREST



FWD
4XV352-8340

| REF. NO. | PART NO. | DESCRIPTION | 4XV1 | 4XV2 | REMARKS |
|----------|--------------|-----------------------------|------|------|---------|
| 28 | 90109-085G6 | BOLT | 2 | 2 | |
| 29 | 4XV-27420-00 | FRONT FOOTREST ASSY (RIGHT) | 1 | 1 | |
| 30 | 90508-184B0 | .SPRING, TORSION | 1 | 1 | |
| 31 | 90243-08029 | .PIN | 1 | 1 | |
| 32 | 90201-06042 | .WASHER, PLATE | 1 | 1 | |
| 33 | 90109-083E0 | .BOLT | 1 | 1 | |
| 34 | 90109-103A9 | BOLT | 1 | 1 | |
| 35 | 4XV-27446-00 | PLATE 2 | 1 | 1 | |
| 36 | 90149-06233 | SCREW | 2 | 2 | |
| 37 | 3XV-2144G-00 | STAY, STOP SWITCH | 1 | 1 | |
| 38 | 95807-06008 | BOLT, FLANGE | 1 | 1 | |
| 39 | 4XV-27430-00 | REAR FOOTREST ASSY 1 | 1 | 1 | |
| 40 | 90501-12743 | .SPRING, COMPRESSION | 1 | 1 | |
| 41 | 93501-04011 | .BALL | 1 | 1 | |
| 42 | 1HX-27437-00 | .WASHER, SPECIAL | 2 | 2 | |
| 43 | 91314-06045 | .BOLT | 1 | 1 | |
| 44 | 95604-06200 | .NUT, U FLANGE | 1 | 1 | |
| 45 | 90387-064H8 | .COLLAR | 1 | 1 | |
| 46 | 4XV-27440-00 | REAR FOOTREST ASSY 2 | 1 | 1 | |
| 47 | 90501-12743 | .SPRING, COMPRESSION | 1 | 1 | |
| 48 | 93501-04011 | .BALL | 1 | 1 | |
| 49 | 1HX-27437-00 | .WASHER, SPECIAL | 2 | 2 | |
| 50 | 90387-064H8 | .COLLAR | 1 | 1 | |
| 51 | 95604-06200 | .NUT, U FLANGE | 1 | 1 | |
| 52 | 91314-06045 | .BOLT | 1 | 1 | |
| 53 | 90109-085G6 | BOLT | 4 | 4 | |
| 54 | 36Y-27424-00 | DAMPER, FOOTREST 2 | 1 | 1 | |

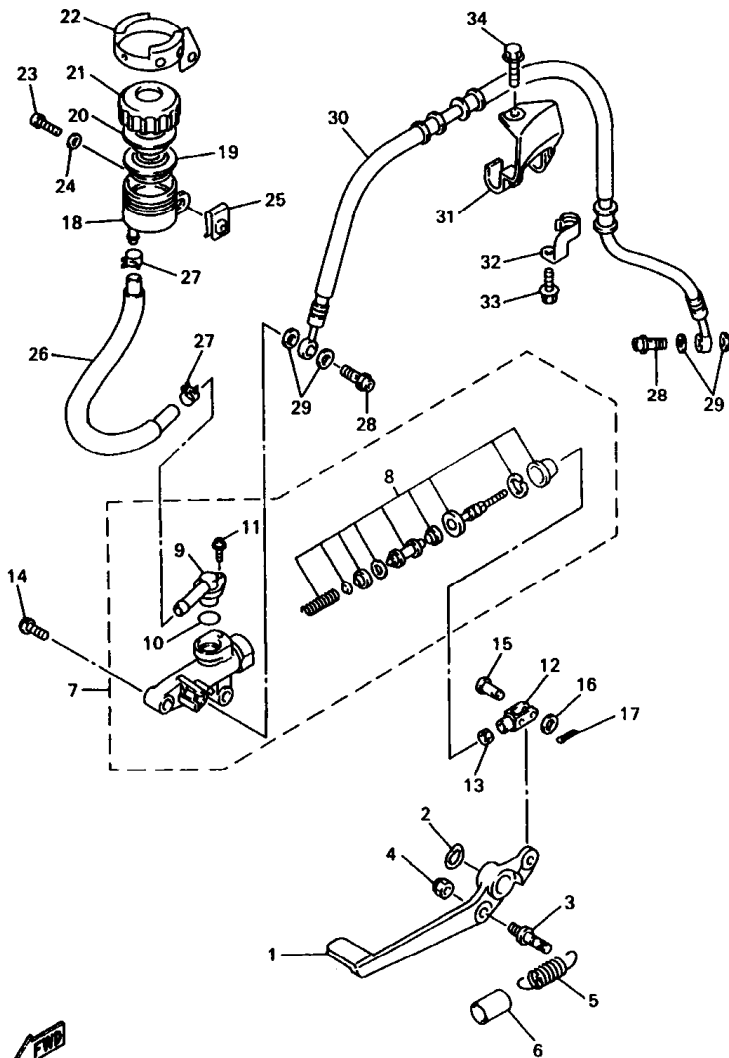
FIG. 34 STAND. FOOTREST



4XV352-8340

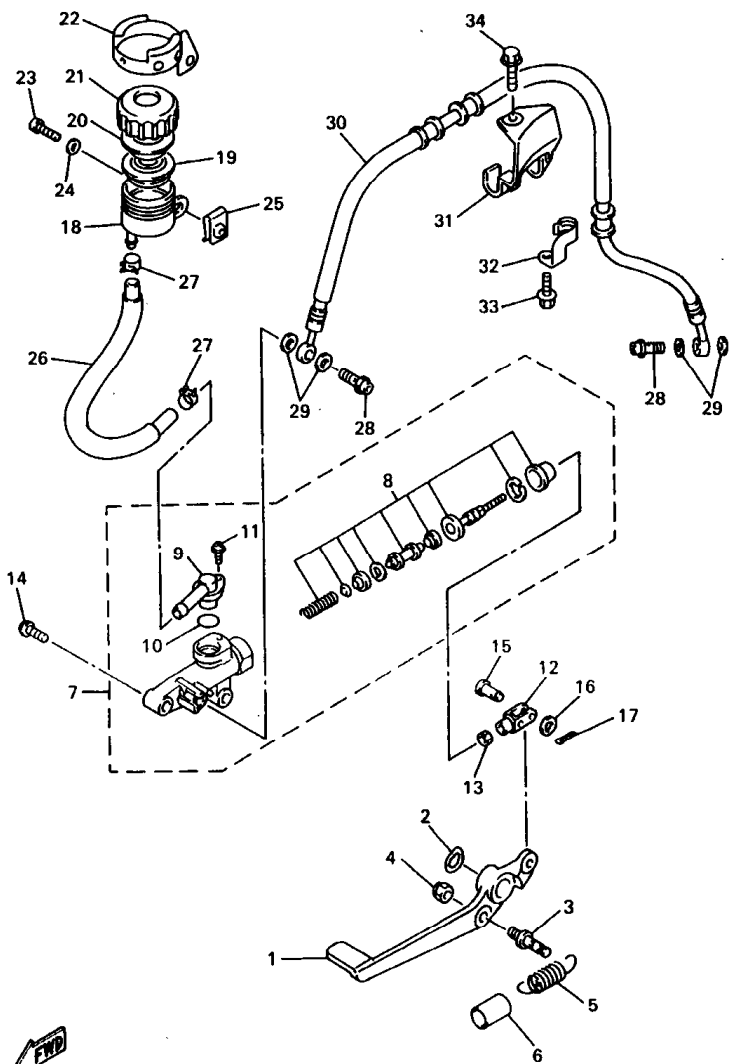
| REF. NO. | PART NO. | DESCRIPTION | 4XV1 | 4XV2 | REMARKS |
|----------|-------------|---------------|------|------|---------|
| 55 | 90387-10638 | COLLAR | 1 | 1 | |
| 56 | 90201-10669 | WASHER, PLATE | 1 | 1 | |
| 57 | 90109-100G0 | BOLT | 1 | 1 | |
| | | | | | |
| | | | | | |
| | | | | | |
| | | | | | |
| | | | | | |
| | | | | | |
| | | | | | |

FIG. 35 REAR MASTER CYLINDER



 4XV352-8350

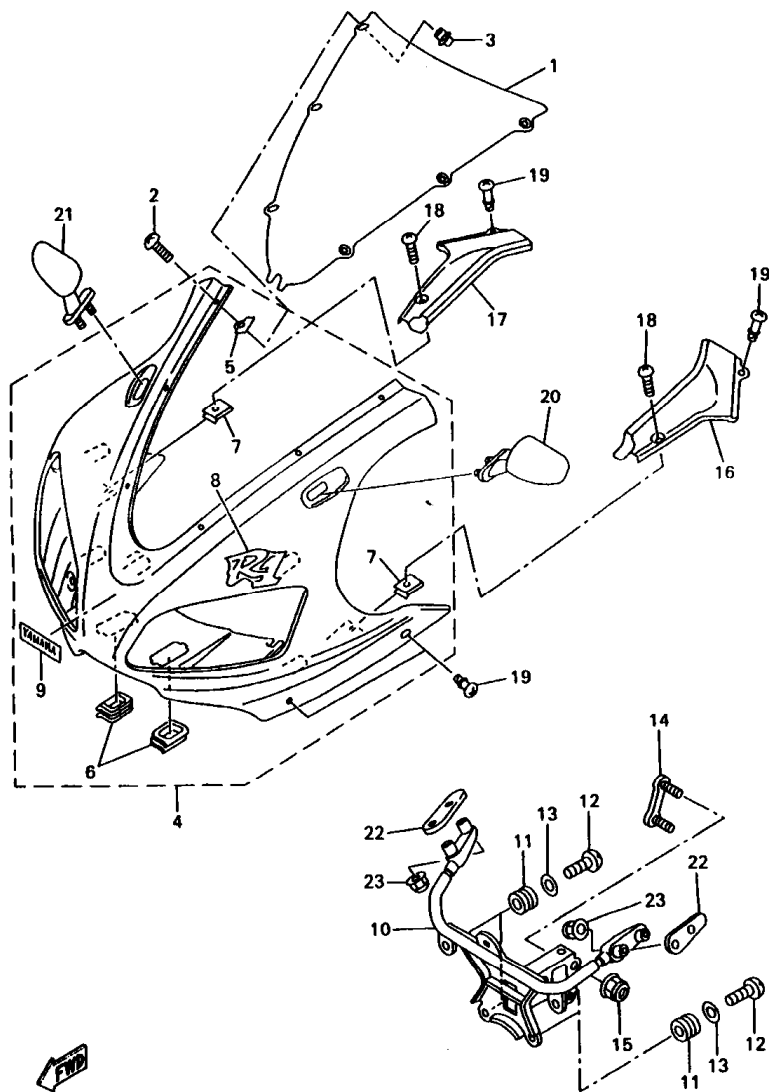
| REF. NO. | PART NO. | DESCRIPTION | 4XV1 | 4XV2 | REMARKS |
|----------|--------------|---------------------------|------|------|---------|
| 1 | 4XV-27211-00 | PEDAL, BRAKE | 1 | 1 | |
| 2 | 90206-17084 | WASHER, WAVE | 1 | 1 | |
| 3 | 3MA-27813-00 | PIN, PEDAL CRANK | 1 | 1 | |
| 4 | 95604-08100 | NUT, U | 1 | 1 | |
| 5 | 90506-20377 | SPRING, TENSION | 1 | 1 | |
| 6 | 90446-17346 | HOSE | 1 | 1 | |
| 7 | 3TU-2583V-01 | RR. MASTER CYLINDER ASSY. | 1 | 1 | |
| 8 | 3TU-W0042-51 | .CYLINDER KIT, MASTER | 1 | 1 | |
| 9 | 3LN-2582A-00 | .JOINT | 1 | 1 | |
| 10 | 3LN-2585F-00 | .O-RING | 1 | 1 | |
| 11 | 3LN-2585H-00 | .SCREW,SET | 1 | 1 | |
| 12 | 4XV-27222-00 | JOINT | 1 | 1 | |
| 13 | 95307-08700 | NUT | 1 | 1 | |
| 14 | 92017-08030 | BOLT, BUTTON HEAD | 2 | 2 | |
| 15 | 91701-06018 | PIN, CLEVIS | 1 | 1 | |
| 16 | 92907-06200 | WASHER | 1 | 1 | |
| 17 | 91401-16012 | PIN, COTTER | 1 | 1 | |
| 18 | 31A-25894-01 | TANK, RESERVOIR | 1 | 1 | |
| 19 | 360-25854-01 | DIAPHRAGM, RESERVOIR | 1 | 1 | |
| 20 | 2GU-25855-00 | BUSH,DIAPHRAGM | 1 | 1 | |
| 21 | 2KF-25852-50 | CAP, RESERVOIR | 1 | 1 | |
| 22 | 3PJ-25888-00 | COVER, RESERVOIR TANK | 1 | 1 | |
| 23 | 98507-06020 | SCREW, PAN HEAD | 1 | 1 | |
| 24 | 92907-06600 | WASHER, PLATE | 1 | 1 | |
| 25 | 90183-06053 | NUT, SPRING | 1 | 1 | |
| 26 | 4XV-25895-00 | HOSE, RESERVOIR | 1 | 1 | |
| 27 | 90467-14057 | CLIP | 2 | 2 | |



4XV352-8350

FIG. 35 REAR MASTER CYLINDER

| REF. NO. | PART NO. | DESCRIPTION | 4XV1 | 4XV2 | | | REMARKS |
|----------|--------------|----------------------|------|------|--|--|---------|
| | | | | | | | |
| 28 | 90401-10172 | BOLT, UNION | 2 | 2 | | | |
| 29 | 90201-10118 | WASHER, PLATE | 4 | 4 | | | |
| 30 | 4XV-25874-00 | HOSE, BRAKE | 1 | 1 | | | |
| 31 | 4XV-25886-00 | HOLDER, BRAKE HOSE | 1 | 1 | | | |
| 32 | 4FM-25876-00 | HOLDER, BRAKE HOSE 2 | 1 | 1 | | | |
| 33 | 95027-06010 | BOLT, FLANGE | 1 | 1 | | | |
| 34 | 90119-06052 | BOLT, WITH WASHER | 1 | 1 | | | |
| | | | | | | | |
| | | | | | | | |
| | | | | | | | |
| | | | | | | | |
| | | | | | | | |
| | | | | | | | |

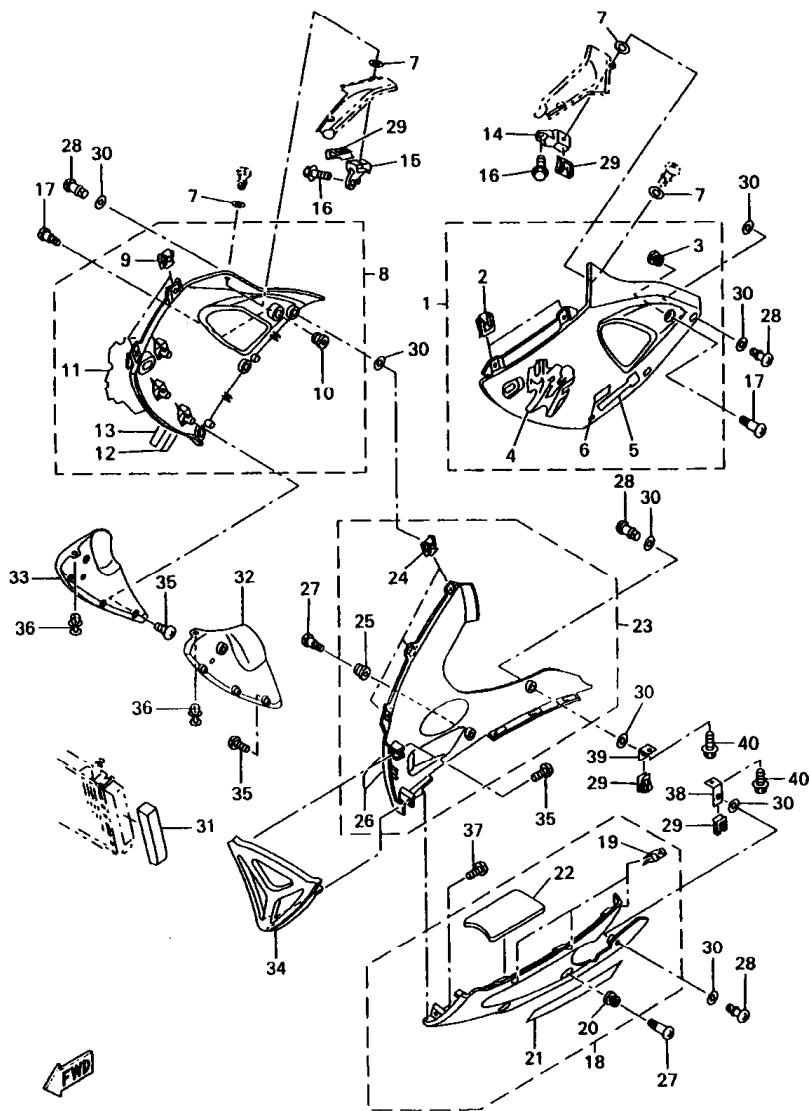


4XV352-8360

FIG. 36 COWLING 1

| REF. NO. | PART NO. | DESCRIPTION | 4XV1 | 4XV2 | REMARKS |
|----------|-----------------|------------------------------|------|------|--------------|
| | | | | | |
| 1 | 4XV-28381-00 | WINDSHIELD | 1 | 1 | |
| 2 | 90150-05023 | SCREW, ROUND HEAD | 6 | 6 | |
| 3 | 90179-05523 | NUT | 6 | 6 | |
| 4 | 4XV-Y283G-00-0X | BODY, FRONT UPPER 1 | 1 | 1 | UR BWC1/VRC1 |
| | 4XV-Y283G-10-1X | BODY, FRONT UPPER 1 | 1 | 1 | UR DPBMC |
| 5 | 4FM-2834W-00 | .PROTECTOR 2 | 6 | 6 | |
| 6 | 4XV-28349-00 | .CAP | 2 | 2 | |
| 7 | 90183-05074 | .NUT, SPRING | 2 | 2 | |
| 8 | 4XV-28315-00 | .EMBLEM | 1 | 1 | UR FOR BWC1 |
| | 4XV-28315-10 | .EMBLEM | 1 | 1 | UR FOR DPBMC |
| 9 | 99231-00100 | .EMBLEM, YAMAHA | 1 | 1 | FOR DPBMC |
| 10 | 4XV-28356-00 | STAY 1 | 1 | 1 | |
| 11 | 4XV-83513-00 | DAMPER | 4 | 4 | |
| 12 | 97707-50016 | SCREW, TAPPING | 4 | 4 | |
| 13 | 90201-05032 | WASHER, PLATE | 4 | 4 | |
| 14 | 4XV-28338-00 | PLATE | 1 | 1 | |
| 15 | 95607-08200 | NUT, SELF-LOCKING | 2 | 2 | |
| 16 | 4XV-2837L-00 | PANEL, CONSOLE 1 | 1 | 1 | |
| 17 | 4XV-2837M-00 | PANEL, CONSOLE 2 | 1 | 1 | |
| 18 | 90154-05013 | SCREW, BINDING | 2 | 2 | |
| 19 | 3XV-28386-00 | HEAD | 6 | 6 | |
| 20 | 4YR-26280-01 | REAR VIEW MIRROR ASSY(LEFT) | 1 | 1 | |
| 21 | 4YR-26290-01 | REAR VIEW MIRROR ASSY(RIGHT) | 1 | 1 | |
| 22 | 4SV-26298-00 | PLATE, MIRROR FITTING 1 | 2 | 2 | |
| 23 | 90176-06055 | NUT, CROWN | 4 | 4 | |

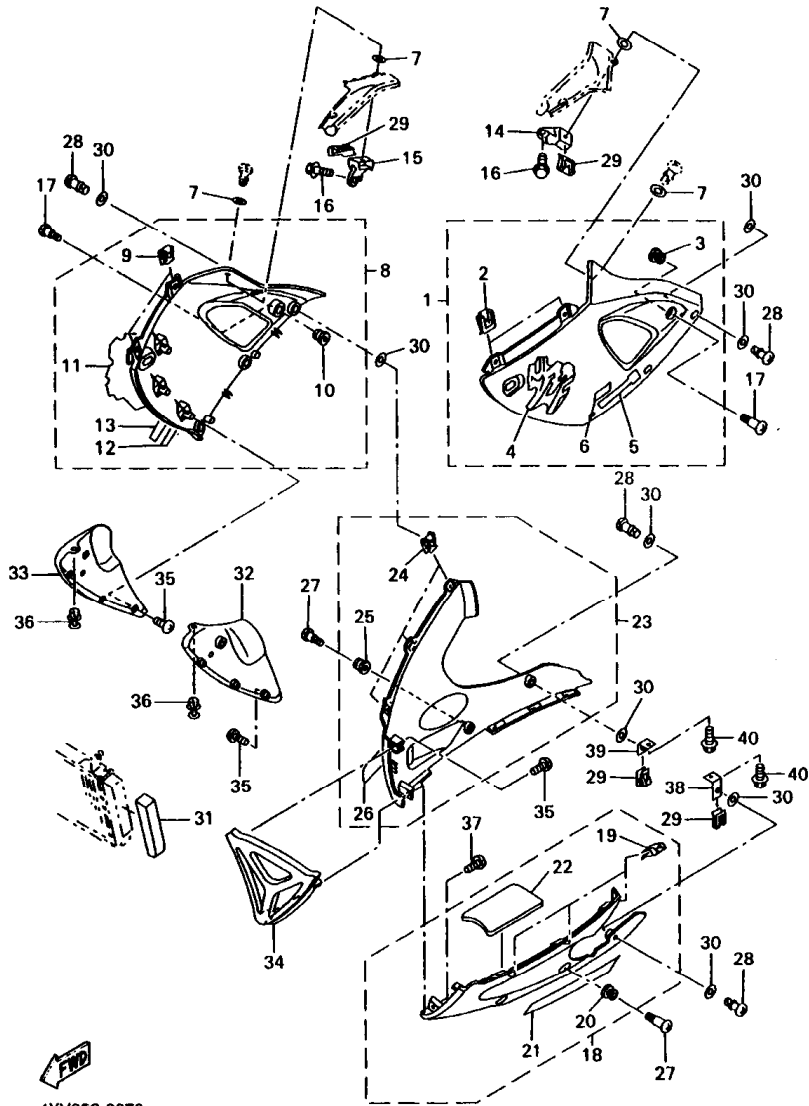
FIG. 37 COWLING 2



4XV352-8370

| REF. NO. | PART NO. | DESCRIPTION | 4XV1 | 4XV2 | REMARKS |
|----------|-----------------|-------------------|------|------|------------------|
| 1 | 4XV-Y283U-00-P0 | PANEL ASSEMBLY 1 | 1 | 1 | UR BWC1 |
| | 4XV-Y283U-10-P1 | PANEL ASSEMBLY 1 | 1 | 1 | UR DPBMC |
| 2 | 4XV-2177L-00 | .PLATE, SPRING | 2 | 2 | |
| 3 | 90480-13398 | .GROMMET | 1 | 1 | |
| 4 | 4XV-28391-00 | .GRAPHIC 1 | 1 | 1 | UR FOR BWC1 |
| | 4XV-28391-10 | .GRAPHIC 1 | 1 | 1 | UR FOR DPBMC |
| 5 | 4XV-28328-00 | .EMBLEM | 1 | 1 | UR FOR BWC1 |
| | 4XV-28328-10 | .EMBLEM | 1 | 1 | UR FOR DPBMC |
| 6 | 4XV-28338-00 | .EMBLEM | 1 | 1 | UR FOR BWC1 |
| | 4XV-28338-10 | .EMBLEM | 1 | 1 | UR FOR DPBMC |
| 7 | 2TK-21757-00 | WASHER, SPECIAL 1 | 12 | 12 | |
| 8 | 4XV-Y283V-00-P0 | PANEL ASSEMBLY 2 | 1 | 1 | UR BWC1 |
| | 4XV-Y283V-10-P1 | PANEL ASSEMBLY 2 | 1 | 1 | UR DPBMC |
| 9 | 4XV-2177L-00 | .PLATE, SPRING | 2 | 2 | |
| 10 | 90480-13398 | .GROMMET | 1 | 1 | |
| 11 | 4XV-28391-00 | .GRAPHIC 1 | 1 | 1 | UR FOR BWC1 |
| | 4XV-28391-10 | .GRAPHIC 1 | 1 | 1 | UR FOR DPBMC |
| 12 | 4XV-28328-00 | .EMBLEM | 1 | 1 | UR FOR BWC1 |
| | 4XV-28328-10 | .EMBLEM | 1 | 1 | UR FOR DPBMC |
| 13 | 4XV-28338-00 | .EMBLEM | 1 | 1 | UR FOR BWC1 |
| | 4XV-28338-10 | .EMBLEM | 1 | 1 | UR FOR DPBMC |
| 14 | 4XV-2836A-00 | BRACKET 1 | 1 | 1 | |
| 15 | 4XV-2836E-00 | BRACKET 2 | 1 | 1 | |
| 16 | 90119-06052 | BOLT, WITH WASHER | 2 | 2 | |
| 17 | 90150-06036 | SCREW, ROUND HEAD | 2 | 2 | |
| 18 | 4XV-Y2808-00-P0 | COVER ASSY, UNDER | 1 | 1 | UR VRC1 FOR BWC1 |
| | 4XV-Y2808-10-P1 | COVER ASSY, UNDER | 1 | 1 | UR DPBMC |

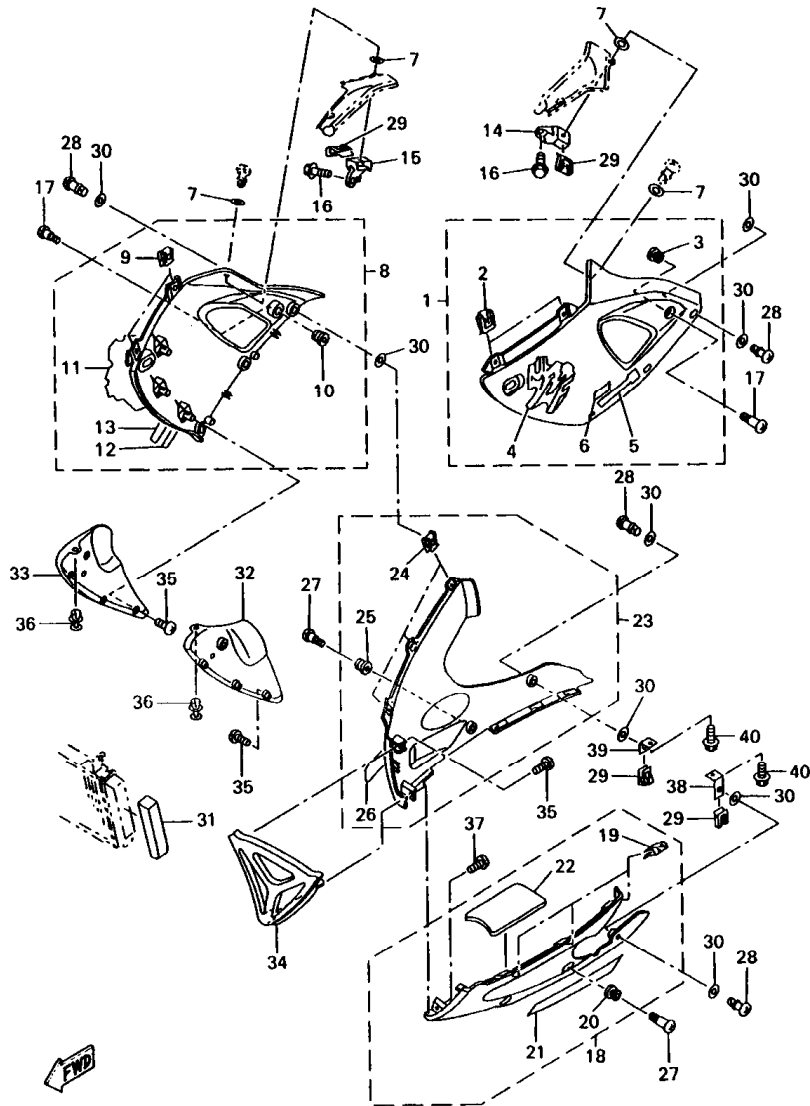
FIG. 37 COWLING 2



4XV352-8370

| REF. NO. | PART NO. | DESCRIPTION | 4XV1 | 4XV2 | REMARKS |
|----------|-----------------|---------------------|------|------|---------------------|
| 19 | 4XV-2177L-00 | .PLATE, SPRING | 3 | 3 | |
| 20 | 90480-13398 | .GROMMET | 1 | 1 | |
| 21 | 4XV-28393-00 | .GRAPHIC 3 | 1 | 1 | UR FOR BWC1 |
| | 4XV-28393-10 | .GRAPHIC 3 | 1 | 1 | UR FOR DPBMC |
| 22 | 4XV-2848K-00 | .SEAT 2 | 1 | 1 | |
| 23 | 4XV-Y2809-00-P0 | COVER ASSY 2, UNDER | 1 | 1 | UR VRC1 FOR BWC1 |
| | 4XV-Y2809-10-P1 | COVER ASSY 2, UNDER | 1 | 1 | UR DPBMC |
| 24 | 4XV-2177L-00 | .PLATE, SPRING | 3 | 3 | |
| 25 | 90480-13398 | .GROMMET | 1 | 1 | |
| 26 | 4XV-28394-00 | .GRAPHIC 4 | 1 | 1 | UR FOR BWC1 |
| | 4XV-28394-10 | .GRAPHIC 4 | 1 | 1 | UR FOR DPBMC |
| 27 | 90150-06036 | SCREW, ROUND HEAD | 2 | 2 | |
| 28 | 3XV-28386-00 | HEAD | 8 | 8 | |
| 29 | 4XV-2177L-00 | PLATE, SPRING | 4 | 4 | |
| 30 | 2TK-21757-00 | WASHER, SPECIAL 1 | 16 | 16 | |
| 31 | 4SV-28371-00 | DAMPER | 1 | 1 | |
| 32 | 4XV-2836K-00-P0 | PANEL, INNER 1 | 1 | 1 | BWC1 |
| | 4XV-2836K-00-P1 | PANEL, INNER 1 | 1 | 1 | DPBMC |
| 33 | 4XV-2836L-00-P0 | PANEL, INNER 2 | 1 | 1 | BWC1 |
| | 4XV-2836L-00-P1 | PANEL, INNER 2 | 1 | 1 | DPBMC |
| 34 | 4XV-2836M-00-P0 | PANEL, INNER 3 | 1 | 1 | VRC1 FOR BWC1 |
| | 4XV-2836M-00-P1 | PANEL, INNER 3 | 1 | 1 | DPBMC |
| 35 | 97704-40012 | SCREW, TAPPING | 8 | 8 | |
| 36 | 90269-07077 | RIVET | 2 | 2 | |
| 37 | 97707-50016 | SCREW, TAPPING | 3 | 3 | |
| 38 | 4XV-2836F-00 | BRACKET 3 | 1 | 1 | |
| 39 | 4XV-2836G-00 | BRACKET 4 | 1 | 1 | |

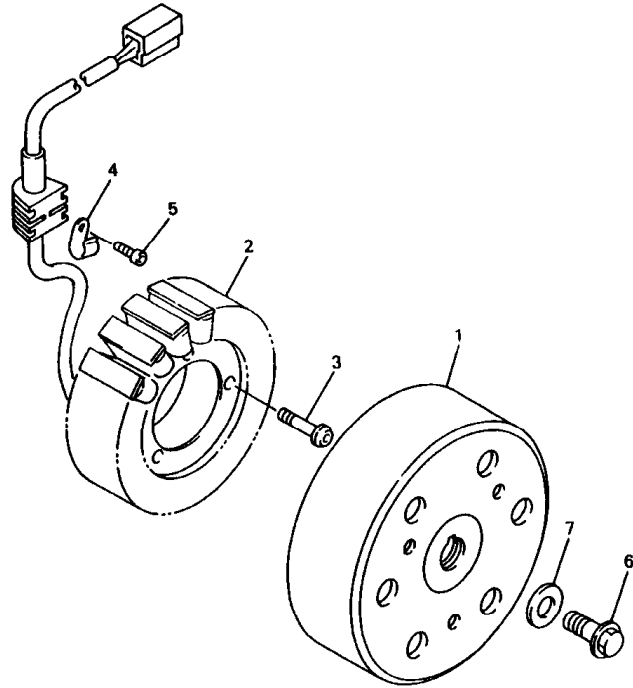
FIG. 37 COWLING 2



4XV352-8370

| REF. NO. | PART NO. | DESCRIPTION | 4XV1 | 4XV2 | REMARKS |
|----------|-------------|--------------|------|------|---------|
| 40 | 95807-06012 | BOLT, FLANGE | 2 | 2 | |
| | | | | | |
| | | | | | |
| | | | | | |
| | | | | | |
| | | | | | |
| | | | | | |
| | | | | | |
| | | | | | |
| | | | | | |

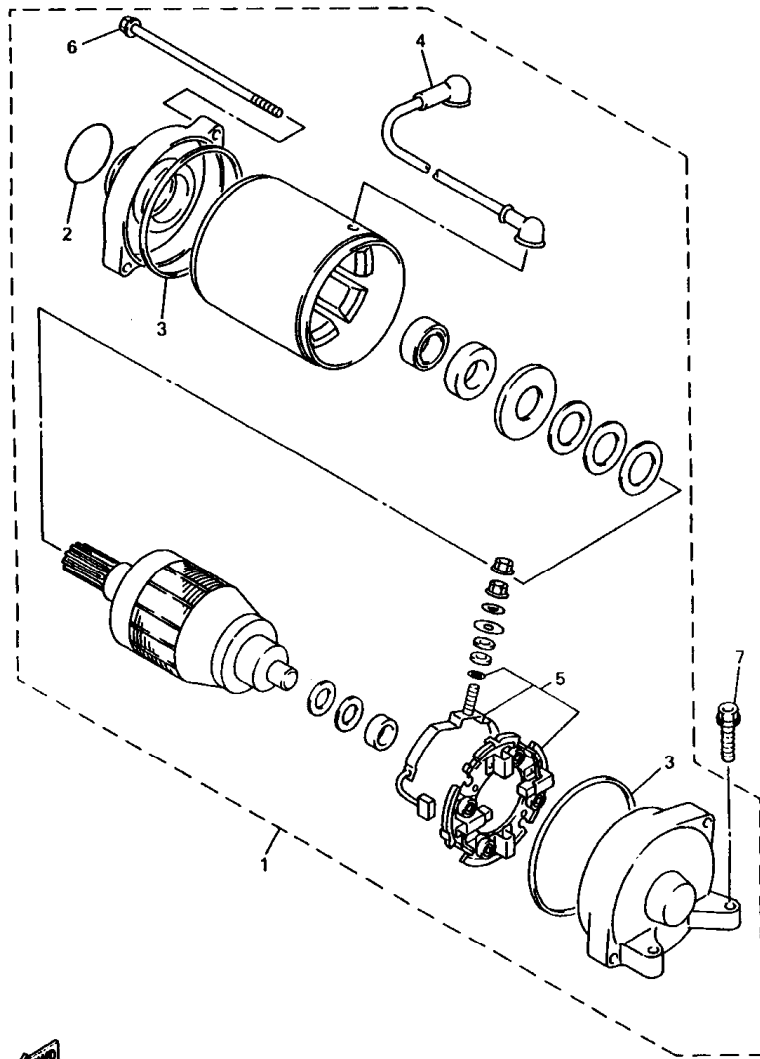
FIG. 38 GENERATOR



| REF. NO. | PART NO. | DESCRIPTION | 4XV1 | 4XV2 | REMARKS |
|----------|--------------|--------------------|------|------|---------|
| | | | | | |
| 1 | 4XV-81450-00 | ROTOR ASSY | 1 | 1 | |
| 2 | 4XV-81410-00 | STATOR ASSY | 1 | 1 | |
| 3 | 92017-06035 | BOLT, BUTTON HEAD | 3 | 3 | |
| 4 | 90462-10182 | CLAMP | 1 | 1 | |
| 5 | 91317-06012 | BOLT | 1 | 1 | |
| 6 | 90105-105A6 | BOLT, WASHER BASED | 1 | 1 | |
| 7 | 90201-107K6 | WASHER, PLATE | 1 | 1 | |
| | | | | | |
| | | | | | |
| | | | | | |
| | | | | | |
| | | | | | |
| | | | | | |
| | | | | | |

FWD
4XV352-8380

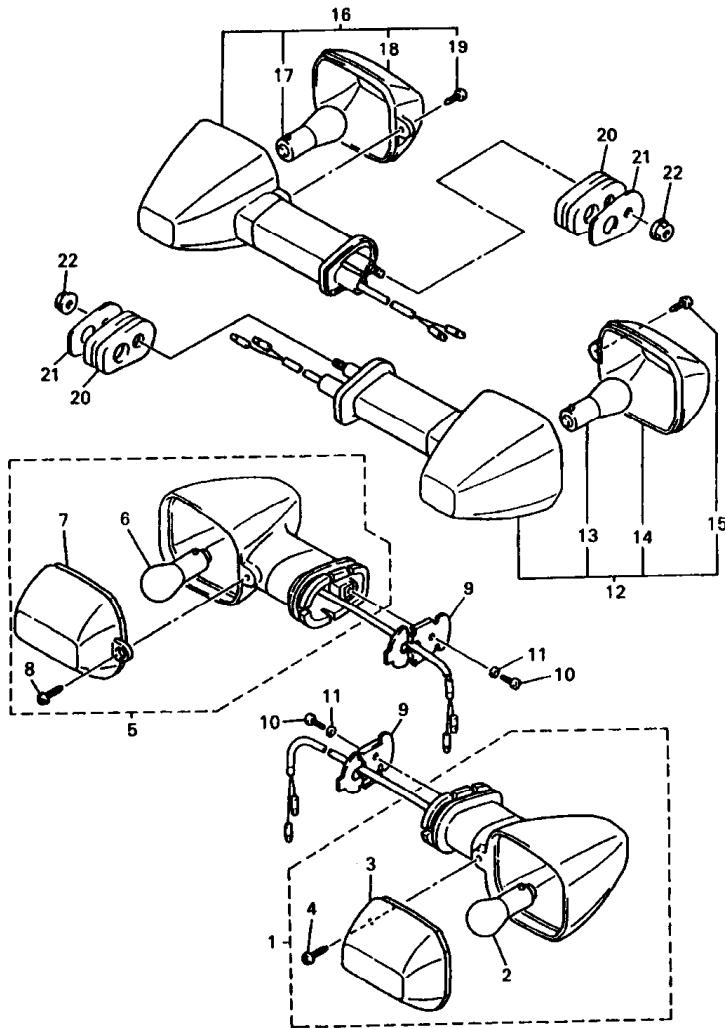
FIG. 39 STARTING MOTOR



| REF. NO. | PART NO. | DESCRIPTION | 4XV1 | 4XV2 | REMARKS |
|----------|--------------|----------------------|------|------|---------|
| 1 | 4XV-81800-00 | STARTING MOTOR ASSY | 1 | 1 | |
| 2 | 1FK-81847-00 | .O-RING | 1 | 1 | |
| 3 | 11H-81844-00 | .GASKET | 2 | 2 | |
| 4 | 4XV-81815-00 | .CORD, STARTER MOTOR | 1 | 1 | |
| 5 | 3AJ-81801-00 | .BRUSH SET | 1 | 1 | |
| 6 | 3AJ-81826-00 | .BOLT | 2 | 2 | |
| 7 | 95027-08025 | BOLT, FLANGE | 2 | 2 | |

END
4XV352-8390

FIG. 40 FLASHER LIGHT



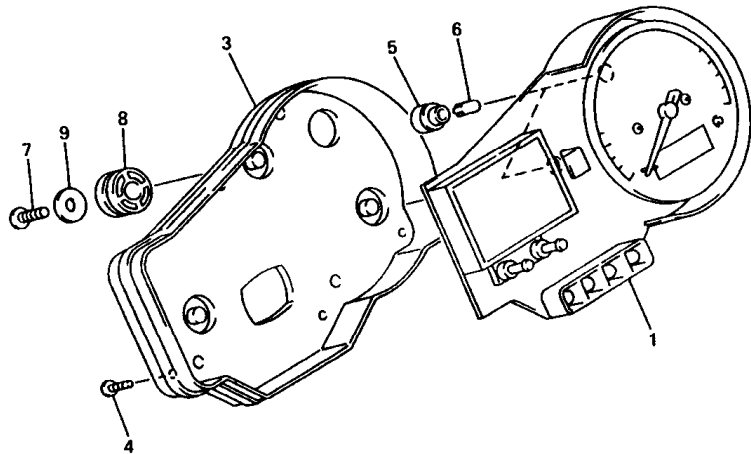
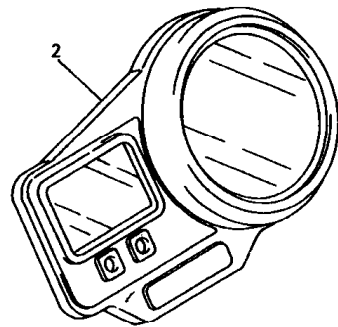
| REF. NO. | PART NO. | DESCRIPTION | 4XV1 | 4XV2 | REMARKS |
|----------|--------------|----------------------------|------|------|---------|
| 1 | 4JH-83310-01 | FRONT FLASHER LIGHT ASSY 1 | 1 | 1 | |
| 2 | 306-83311-40 | .BULB, FLASHER (12V-21W) | 1 | 1 | |
| 3 | 4JH-83332-00 | .LENS, FLASHER | 1 | 1 | |
| 4 | 97702-40610 | .SCREW, TAPPING | 1 | 1 | |
| 5 | 4JH-83320-01 | FRONT FLASHER LIGHT ASSY 2 | 1 | 1 | |
| 6 | 306-83311-40 | .BULB, FLASHER (12V-21W) | 1 | 1 | |
| 7 | 4JH-83342-00 | .LENS, FLASHER 2 | 1 | 1 | |
| 8 | 97702-40610 | .SCREW, TAPPING | 1 | 1 | |
| 9 | 4JH-83318-00 | STAY, FLASHER 1 | 2 | 2 | |
| 10 | 98507-04008 | SCREW, PAN HEAD | 2 | 2 | |
| 11 | 92907-04600 | WASHER | 2 | 2 | |
| 12 | 4JH-83330-10 | REAR FLASHER LIGHT ASSY 1 | 1 | 1 | |
| 13 | 306-83311-40 | .BULB, FLASHER (12V-21W) | 1 | 1 | |
| 14 | 4JH-83332-00 | .LENS, FLASHER | 1 | 1 | |
| 15 | 97702-40610 | .SCREW, TAPPING | 1 | 1 | |
| 16 | 4JH-83340-10 | FLASHER LIGHT ASSY 2 | 1 | 1 | |
| 17 | 306-83311-40 | .BULB, FLASHER (12V-21W) | 1 | 1 | |
| 18 | 4JH-83342-00 | .LENS, FLASHER 2 | 1 | 1 | |
| 19 | 97702-40610 | .SCREW, TAPPING | 1 | 1 | |
| 20 | 4FM-83345-00 | PLUG, BLIND | 2 | 2 | |
| 21 | 4FM-83369-00 | STAY, FLASHER 2 | 2 | 2 | |
| 22 | 95707-06500 | NUT, FLANGE | 2 | 2 | |



4XV352-8400

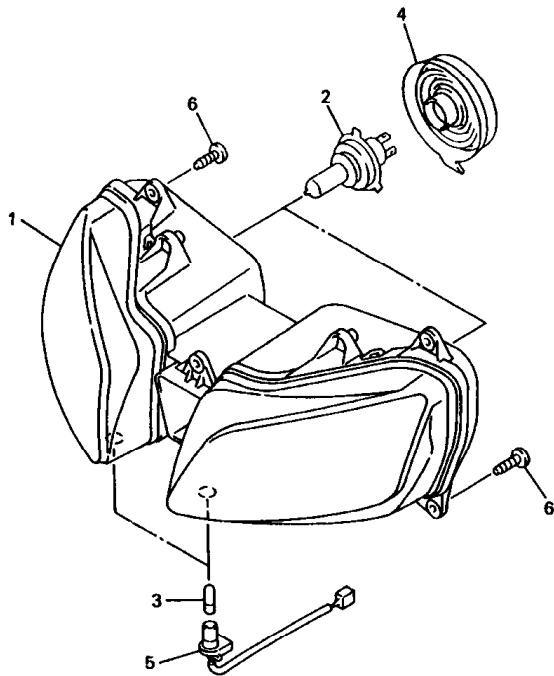
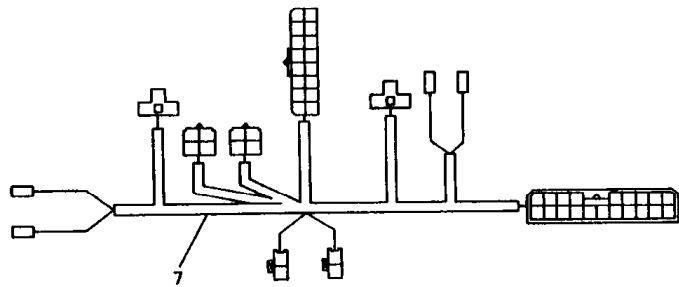
FIG. 41 METER

| REF. NO. | PART NO. | DESCRIPTION | 4XV1 | 4XV2 | REMARKS |
|----------|--------------|-------------------------|------|------|---------|
| 1 | 4XV-83570-00 | SPEEDOMETER ASSY | 1 | 1 | |
| | 4XV-83570-10 | SPEEDOMETER ASSY | 1 | | FOR GBR |
| 2 | 4XV-8353E-00 | CASE, METER UPPER | 1 | 1 | |
| 3 | 4XV-83572-00 | CASE, SPEEDOMETER LOWER | 1 | 1 | |
| 4 | 97707-40020 | SCREW, TAPPING | 4 | 4 | |
| 5 | 4YR-83534-00 | SOCKET, NEUTRAL | 2 | 2 | |
| 6 | 4YR-83517-10 | BULB (12V-2W T5) | 2 | 2 | |
| 7 | 97707-50016 | SCREW, TAPPING | 3 | 3 | |
| 8 | 4XV-83513-00 | DAMPER | 3 | 3 | |
| 9 | 90201-05725 | WASHER, PLATE | 3 | 3 | |



4XV352-8410

F4



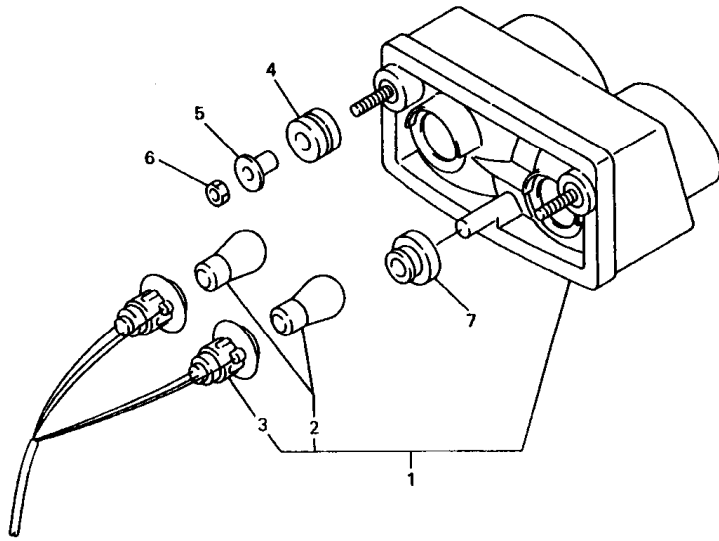
 4XV352-8420

FIG. 42 HEADLIGHT

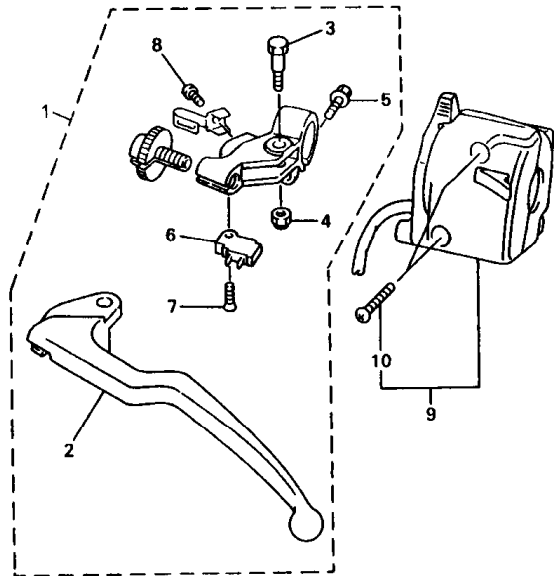
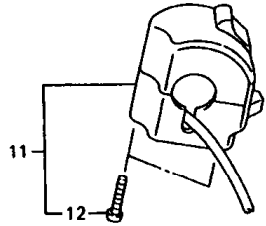
| REF. NO. | PART NO. | DESCRIPTION | 4XV1 | 4XV2 | REMARKS |
|----------|--------------|---------------------|------|------|-------------|
| | | | | | |
| 1 | 4XV-84310-00 | HEADLIGHT UNIT ASSY | 1 | 1 | |
| | 4XV-84310-10 | HEADLIGHT UNIT ASSY | 1 | | FOR GBR |
| * 2 | 8V0-84314-00 | BULB (12V-60/55W) | 2 | 2 | (H4)HALOGEN |
| 3 | 4SV-84347-00 | BULB (12V-5W) | 2 | 2 | |
| 4 | 4SV-84397-00 | COVER, SOCKET | 2 | 2 | |
| 5 | 4XV-84312-00 | SOCKET CORD ASSY 1 | 2 | 2 | |
| 6 | 97707-60016 | SCREW, TAPPING | 5 | 5 | |
| 7 | 4XV-84359-00 | CORD, HEADLIGHT | 1 | 1 | |
| | | | | | |
| | | | | | |
| | | | | | |
| | | | | | |
| | | | | | |
| | | | | | |
| | | | | | |

FIG. 43 TAILLIGHT

| REF. NO. | PART NO. | DESCRIPTION | 4XV1 | 4XV2 | REMARKS |
|----------|--------------|-----------------------------|------|------|---------|
| 1 | 4XV-84710-00 | TAILLIGHT UNIT ASSY | 1 | 1 | |
| 2 | 137-84714-80 | .BULB, TAILLIGHT(12V-21/5W) | 1 | 1 | |
| 3 | 3LK-8473A-00 | .CORD ASSY | 1 | 1 | |
| 4 | 90480-18276 | GROMMET | 2 | 2 | |
| 5 | 90387-06033 | COLLAR | 2 | 2 | |
| 6 | 95307-06600 | NUT | 2 | 2 | |
| 7 | 90480-18171 | GROMMET | 1 | 1 | |
| | | | | | |
| | | | | | |
| | | | | | |
| | | | | | |
| | | | | | |
| | | | | | |
| | | | | | |
| | | | | | |
| | | | | | |
| | | | | | |
| | | | | | |
| | | | | | |



 4XV352-8430



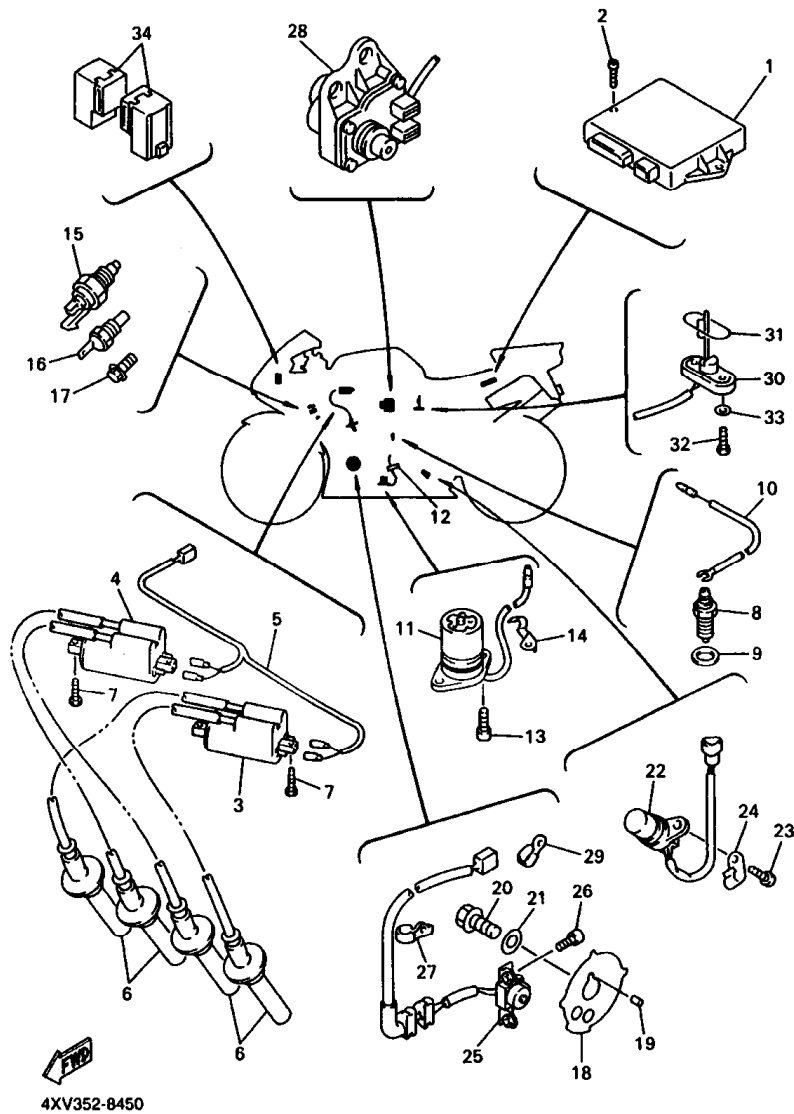
 4XV352-8440

FIG. 44 HANDLE SWITCH. LEVER

| REF. NO. | PART NO. | DESCRIPTION | 4XV1 | 4XV2 | REMARKS |
|----------|--------------|--------------------------|------|------|---------|
| | | | | | |
| 1 | 4XV-82910-00 | LEVER HOLDER ASSY (LEFT) | 1 | 1 | |
| 2 | 4XV-83912-00 | .LEVER 1 | 1 | 1 | |
| 3 | 3YX-83945-00 | .BOLT, LEVER | 1 | 1 | |
| 4 | 95607-06100 | .NUT, U | 1 | 1 | |
| 5 | 95027-06020 | .BOLT, FLANGE | 1 | 1 | |
| 6 | 4XV-82917-00 | .SWITCH | 1 | 1 | |
| 7 | 98707-03016 | .SCREW, FLAT HEAD | 1 | 1 | |
| 8 | 98507-04010 | .SCREW, PAN HEAD | 1 | 1 | |
| 9 | 4XV-83972-00 | SWITCH, HANDLE 4 | 1 | 1 | |
| 10 | 98507-05025 | .SCREW, PAN HEAD | 2 | 2 | |
| 11 | 5DM-83963-00 | SWITCH, HANDLE 3 (RIGHT) | 1 | 1 | |
| 12 | 98507-05045 | .SCREW, PAN HEAD | 2 | 2 | |
| | | | | | |
| | | | | | |
| | | | | | |
| | | | | | |

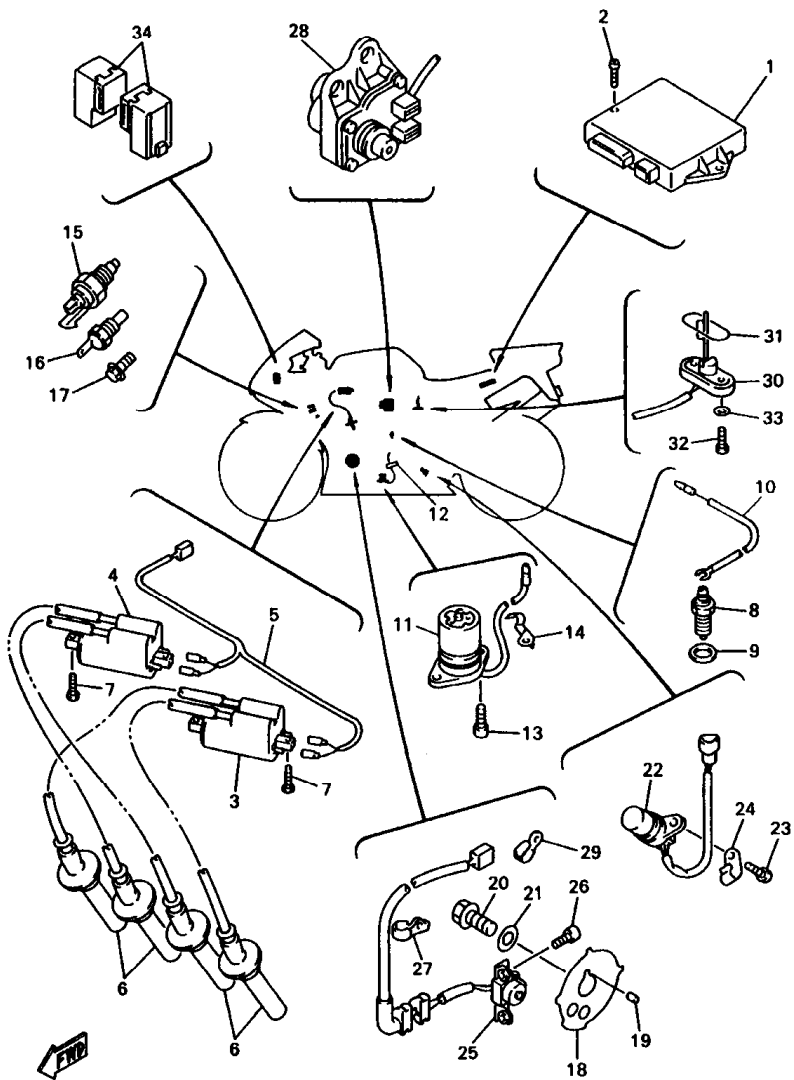
F7

FIG. 45 ELECTRICAL 1



4XV352-8450

| REF. NO. | PART NO. | DESCRIPTION | 4XV1 | 4XV2 | REMARKS |
|----------|--------------|----------------------|------|------|---------|
| 1 | 4XV-82305-00 | IGNITOR UNIT ASSY | 1 | | |
| | 4XV-82305-10 | IGNITOR UNIT ASSY | | 1 | |
| 2 | 97707-60016 | SCREW, TAPPING | 2 | 2 | |
| 3 | 4XV-82310-00 | IGNITION COIL ASSY | 1 | 1 | |
| 4 | 4XV-82320-00 | IGNITION COIL ASSY | 1 | 1 | |
| 5 | 4XV-82309-00 | WIRE, SUB LEAD | 1 | 1 | |
| 6 | 4XV-82370-00 | PLUG CAP ASSY | 4 | 4 | |
| 7 | 97707-60025 | SCREW, TAPPING | 4 | 4 | |
| 8 | 4KM-82540-00 | NEUTRAL SWITCH ASSY | 1 | 1 | |
| 9 | 90430-10148 | GASKET | 1 | 1 | |
| 10 | 4XV-82541-00 | WIRE, LEAD | 1 | 1 | |
| 11 | 4XV-85720-00 | OIL LEVEL GAUGE ASSY | 1 | 1 | |
| 12 | 5Y9-12491-00 | CLAMP 1 | 1 | 1 | |
| 13 | 91317-06014 | BOLT | 2 | 2 | |
| 14 | 90465-08076 | CLAMP | 1 | 1 | |
| 15 | 3LN-82560-01 | THERMO SWITCH ASSY | 1 | 1 | |
| 16 | 2YK-83591-00 | THERMO UNIT | 1 | 1 | |
| 17 | 95027-06010 | BOLT, FLANGE | 1 | 1 | |
| 18 | 4XV-81673-00 | ROTOR | 1 | 1 | |
| 19 | 93604-29151 | PIN, DOWEL | 1 | 1 | |
| 20 | 90105-10290 | BOLT, WASHER BASED | 1 | 1 | |
| 21 | 90201-107K6 | WASHER, PLATE | 1 | 1 | |
| 22 | 4XV-83755-00 | SENSOR, SPEED | 1 | 1 | |
| 23 | 91317-06014 | BOLT | 1 | 1 | |
| 24 | 90465-08028 | CLAMP | 1 | 1 | |
| 25 | 4XV-81670-00 | PICK-UP ASSY | 1 | 1 | |
| 26 | 91317-06012 | BOLT | 2 | 2 | |



4XV352-8450

FIG. 45 ELECTRICAL 1

| REF. NO. | PART NO. | DESCRIPTION | 4XV1 | 4XV2 | REMARKS |
|----------|--------------|------------------------------|------|------|---------|
| 27 | 90465-08191 | CLAMP | 1 | 1 | |
| 28 | 4FM-85820-00 | SERVO MOTOR ASSY | 1 | 1 | |
| 29 | 90462-08225 | CLAMP | 1 | 1 | |
| 30 | 3GM-85752-01 | SENDER UNIT ASSY, FUEL METER | 1 | 1 | |
| 31 | 42X-85753-00 | GASKET, SENDER UNIT | 1 | 1 | |
| 32 | 90149-06011 | SCREW | 2 | 2 | |
| 33 | 90202-05193 | WASHER, PLATE | 2 | 2 | |
| 34 | 4XV-81950-00 | RELAY ASSY | 2 | 2 | |
| | | | | | |
| | | | | | |
| | | | | | |
| | | | | | |
| | | | | | |
| | | | | | |

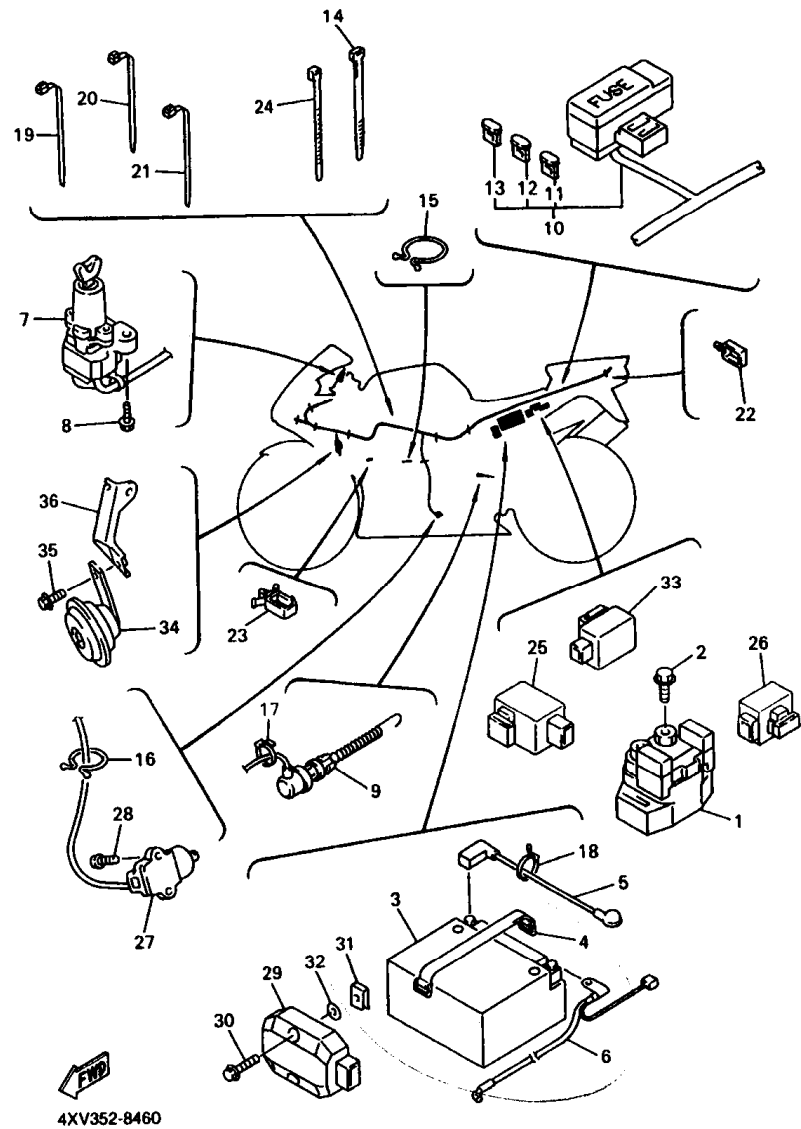


FIG. 46 ELECTRICAL 2

| REF. NO. | PART NO. | DESCRIPTION | | | REMARKS |
|----------|--------------|---------------------------|------|------|---------|
| | | | 4XV1 | 4XV2 | |
| 1 | 4YR-81940-00 | STARTER RELAY ASSY | 1 | 1 | |
| 2 | 95027-06008 | BOLT, FLANGE | 2 | 2 | |
| 3 | 4TX-82100-01 | BATTERY ASSY (GT12B-4) | 1 | 1 | |
| 4 | 3L8-82131-01 | BAND, BATTERY | 1 | 1 | |
| 5 | 4XV-82115-00 | WIRE, PLUS LEAD | 1 | 1 | |
| 6 | 4XV-82116-00 | WIRE, MINUS LEAD | 1 | 1 | |
| 7 | 4XV-82501-00 | MAIN SWITCH STEERING LOCK | 1 | 1 | |
| 8 | 90109-080G5 | BOLT | 2 | 2 | |
| 9 | 4XV-82530-00 | STOP SWITCH ASSY | 1 | 1 | |
| 10 | 4XV-82590-00 | WIRE HARNESS ASSY | 1 | 1 | |
| 11 | 36Y-82151-00 | .FUSE (15A-BL) | 2 | 2 | |
| 12 | 2KW-82151-00 | .FUSE (7.5A-BL) | 3 | 3 | |
| 13 | 2GV-82151-00 | .FUSE (20A-BL) | 3 | 3 | |
| 14 | 90464-12036 | CLAMP | 4 | 4 | |
| 15 | 90464-30040 | CLAMP | 1 | 1 | |
| 16 | 90464-16039 | CLAMP | 2 | 2 | |
| 17 | 5Y9-12491-00 | CLAMP 1 | 1 | 1 | |
| 18 | 90464-13077 | CLAMP | 2 | 2 | |
| 19 | 90464-13073 | CLAMP | 5 | 5 | |
| 20 | 90464-15195 | CLAMP | 3 | 3 | |
| 21 | 90464-12036 | CLAMP | 1 | 1 | |
| 22 | 90464-16021 | CLAMP | 3 | 3 | |
| 23 | 90464-15157 | CLAMP | 1 | 1 | |
| 24 | 90465-13275 | CLAMP | 1 | 1 | |
| 25 | 4TV-81950-00 | RELAY ASSY | 1 | 1 | |
| 26 | 4XV-8195A-00 | RELAY ASSY | 1 | 1 | |
| 27 | 3LD-82566-60 | SWITCH, SIDE STAND | 1 | 1 | |

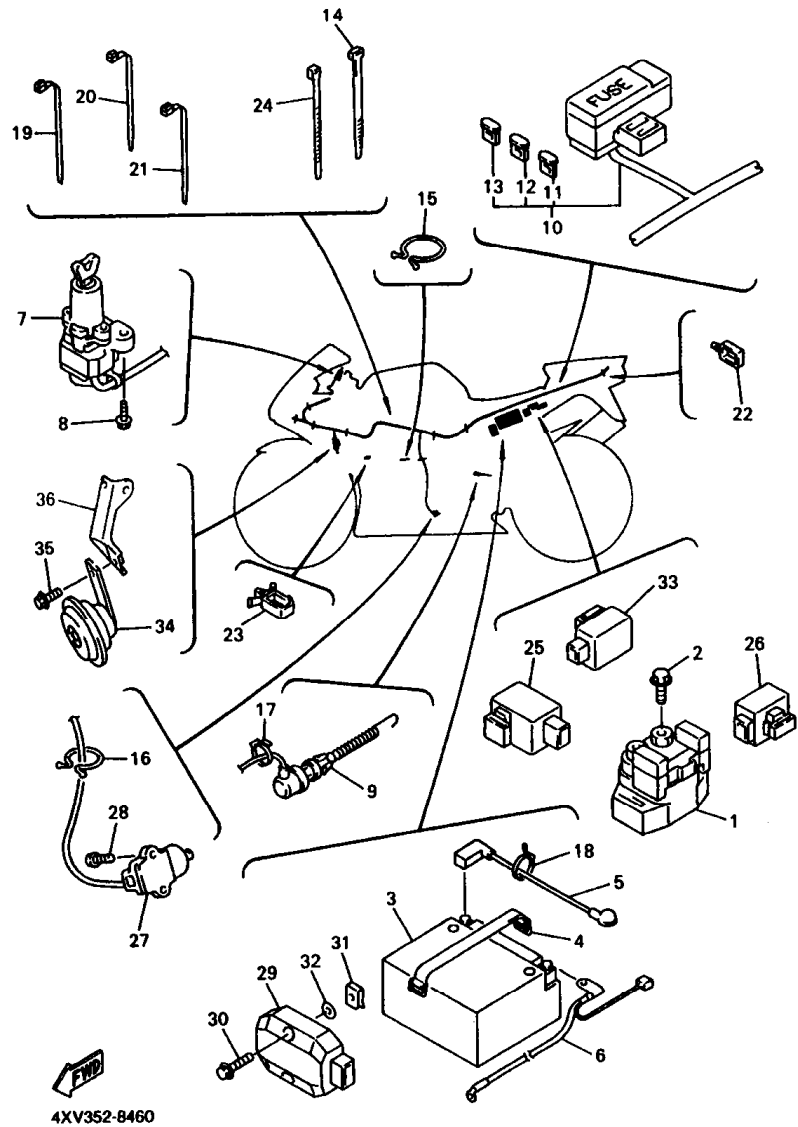


FIG. 46 ELECTRICAL 2

| REF. NO. | PART NO. | DESCRIPTION | 4XV1 | 4XV2 | REMARKS |
|----------|--------------|----------------------------|------|------|---------|
| 28 | 90157-05079 | SCREW, PAN HEAD | 2 | 2 | |
| 29 | 4JH-81960-01 | RECTIFIER & REGULATOR ASSY | 1 | 1 | |
| 30 | 95827-08025 | BOLT, FLANGE | 2 | 2 | |
| 31 | 90183-08053 | NUT, SPRING | 2 | 2 | |
| 32 | 90202-05187 | WASHER, PLATE | 2 | 2 | |
| 33 | 4MY-83350-01 | FLASHER RELAY ASSY | 1 | 1 | |
| 34 | 3TB-83371-01 | HORN | 1 | 1 | |
| 35 | 95807-08010 | BOLT, FLANGE | 1 | 1 | |
| 36 | 4XV-2134K-00 | BRACKET, HORN | 1 | 1 | |
| | | | | | |
| | | | | | |
| | | | | | |
| | | | | | |
| | | | | | |
| | | | | | |

INDEX

NUMERICAL INDEX

| PARTNO. | GRID NO. | PARTNO. | GRID NO. | PARTNO. | GRID NO. | PARTNO. | GRID NO. | PARTNO. | GRID NO. | PARTNO. | GRID NO. |
|-----------------|----------|--------------|----------|--------------|----------|--------------|----------|--------------|----------|--------------|----------|
| 4SV-W0041-00 | E-4 | 4XV-11633-00 | B-3 | 1HX-12169-90 | B-5 | 4XV-13416-00 | B-12 | 2TK-14867-01 | C-2 | 4XV-16340-00 | C-7 |
| 3TU-W0042-51 | E-9 | 4XV-11650-00 | B-3 | 4XV-12171-00 | B-6 | 4XV-13417-00 | B-12 | 4XV-1490J-00 | B-14 | 132-16346-00 | C-11 |
| 4XV-W0045-00 | D-13 | 4XV-11654-00 | B-3 | 4XV-12176-00 | B-6 | 3FV-13440-00 | B-12 | 4XV-1490J-10 | B-14 | 4XV-16351-00 | C-7 |
| 4XV-W0046-00 | E-2 | 3GM-11656-A0 | B-3 | 4XV-12181-00 | B-6 | 4XV-13470-00 | B-12 | 3EN-1490K-00 | B-15 | 1TX-16352-00 | C-7 |
| 3GM-W0047-10 | D-13 | 3GM-11656-B0 | B-3 | 4XV-12210-00 | B-6 | 4XV-13490-00 | B-12 | 4XV-14900-00 | B-14 | 4XV-16356-00 | C-7 |
| 3MA-W0047-10 | D-13 | 3GM-11656-00 | B-3 | 4FM-12213-00 | B-6 | 4XV-13597-00 | B-13 | 4XV-14900-10 | B-14 | 4XV-16370-00 | C-7 |
| 4XV-W0047-50 | E-2 | 3GM-11656-10 | B-3 | 5BE-12241-00 | B-6 | 4XV-13598-00 | B-13 | 4XV-14901-00 | B-14 | 4XV-16382-00 | C-7 |
| 1J3-W0048-00 | D-13 | 4XV-12111-00 | B-4 | 4XV-12251-00 | B-6 | 4XV-13898-00 | B-12 | 4XV-14901-10 | B-14 | 4XV-17121-00 | C-8 |
| | E-2 | 4XV-12112-00 | B-4 | 4XV-12252-00 | B-6 | 4SV-13907-00 | D-10 | 4XV-14902-00 | B-14 | 4XV-17131-00 | C-8 |
| 4SV-W0057-00 | D-13 | 4XV-12113-00 | B-4 | 4XV-12405-00 | B-9 | 4SV-1410A-00 | B-15 | 4XV-14902-10 | B-14 | 4XV-17151-00 | C-8 |
| 4SV-W0057-10 | D-13 | 4XV-12114-00 | B-4 | 4FM-12410-00 | B-9 | 4XV-14103-00 | B-15 | 4XV-14903-00 | B-14 | 4XV-17161-00 | C-8 |
| 4XV-W0057-50 | E-2 | 1HX-12116-00 | B-4 | 4XV-12413-00 | B-9 | 4SV-14105-00 | B-14 | 4XV-14903-10 | B-14 | 4XV-17211-00 | C-9 |
| 4XV-W1741-00 | C-8 | 1HX-12117-00 | B-4 | 4XV-12417-00 | B-9 | 4KM-14107-15 | B-14 | 4XV-14904-00 | B-14 | 4XV-17221-00 | C-8 |
| 4XV-W1742-00 | C-8 | 1WG-12117-00 | B-4 | 4XV-12421-00 | B-7 | 4SV-14112-00 | B-15 | 4XV-14904-10 | B-14 | 4XV-17231-00 | C-9 |
| 2TV-W2470-00 | D-11 | 1HX-12118-00 | B-4 | 4XV-12422-00 | B-7 | 4KM-14142-17 | B-14 | 4SV-14933-00 | B-14 | 4XV-17241-00 | C-8 |
| 4XV-W2587-00 | E-4 | 1WG-12118-00 | B-4 | 4XV-1243A-00 | B-9 | 36Y-14147-00 | B-15 | 4SV-14935-00 | B-15 | 4XV-17251-00 | C-9 |
| 4XV-Y2171-00-P0 | D-2 | 4SV-12119-00 | B-4 | 11H-12438-00 | B-7 | 4XV-14149-30 | B-15 | 28V-14952-00 | B-15 | 4XV-17261-00 | C-8 |
| 4XV-Y2171-10-P1 | D-2 | 4TV-12119-00 | B-4 | 4XV-12439-00 | B-7 | 4XV-14149-40 | B-15 | 4SV-14968-00 | B-14 | 4XV-17460-00 | C-9 |
| 4XV-Y2808-00-P0 | E-12 | 4XV-12121-00 | B-4 | 4XV-12450-00 | B-7 | 4XV-14149-60 | B-15 | 4SV-14985-00 | B-15 | 4XV-18101-00 | C-11 |
| 4XV-Y2808-10-P1 | E-12 | 3GM-12126-00 | B-4 | 4XV-12461-00 | B-9 | 4XV-14149-70 | B-15 | 4SV-14987-00 | B-15 | 4XV-18110-00 | C-11 |
| 4XV-Y2809-00-P0 | E-13 | 3FV-12153-09 | B-5 | 4JH-12462-00 | B-9 | 4XV-14149-90 | B-15 | 4SV-14987-30 | B-15 | 4XV-18112-00 | C-11 |
| 4XV-Y2809-10-P1 | E-13 | 3FV-12153-20 | B-5 | 4XV-12464-00 | B-9 | 3LN-1416A-00 | B-15 | 4KG-14995-00 | B-14 | 4XV-18115-00 | C-11 |
| 4XV-Y283G-00-0X | E-11 | 3LN-12153-09 | B-5 | 4XV-12469-00 | B-8 | 620-14186-00 | B-14 | 4XV-15100-00 | C-3 | 3TC-18116-00 | C-11 |
| 4XV-Y283G-10-1X | E-11 | 3LN-12153-20 | B-5 | 4XV-12481-00 | B-7 | 4KP-14191-00 | B-15 | 4XV-15113-00 | C-5 | 4XV-18127-00 | C-11 |
| 4XV-Y283U-00-P0 | E-12 | 1HX-12168-A0 | B-4 | 4XV-12482-00 | B-8 | 3JE-14197-00 | B-15 | 4XV-15163-00 | C-8 | 4XV-18140-00 | C-11 |
| 4XV-Y283U-10-P1 | E-12 | 1HX-12168-F0 | B-4 | 4XV-12483-00 | B-8 | 4KM-14216-00 | B-14 | 2H7-15361-00 | C-3 | 4XV-18154-00 | C-11 |
| 4XV-Y283V-00-P0 | E-12 | 1HX-12168-H1 | B-4 | 4XV-12484-00 | B-9 | 3G2-14231-26 | B-14 | 3F9-15362-00 | C-4 | 4XV-18511-00 | C-10 |
| 4XV-Y283V-10-P1 | E-12 | 1HX-12168-K1 | B-4 | 4XV-12485-00 | B-7 | 8CC-14232-24 | B-14 | 4XV-15411-00 | C-4 | 4XV-18512-00 | C-10 |
| 4XV-11102-00 | B-2 | 1HX-12168-M1 | B-4 | 5Y9-12491-00 | F-8 | 4XV-14275-00 | B-15 | 4XV-15416-00 | C-4 | 4XV-18513-00 | C-10 |
| 4KG-1111G-00 | B-2 | 1HX-12168-R1 | B-4 | | F-10 | 4NK-14327-00 | B-15 | 4XV-15418-00 | C-4 | 4XV-18531-00 | C-10 |
| 1WG-11133-11 | B-2 | 1HX-12168-U1 | B-4 | 4XV-12551-00 | B-9 | 3LN-14348-00 | B-15 | 4XV-15421-00 | C-4 | 4XV-18536-00 | C-10 |
| 3TJ-11133-10 | B-2 | 1HX-12168-W1 | B-4 | 4XV-12552-00 | B-10 | 4XV-14401-00 | B-13 | 4XV-15425-00 | C-4 | 4XV-18540-00 | C-10 |
| 4XV-11145-00 | C-3 | 1HX-12168-Y1 | B-4 | 4XV-12576-00 | B-8 | 4XV-14413-00 | B-13 | 4XV-15441-00 | C-5 | 136-18542-00 | C-10 |
| 4XV-11165-00 | C-3 | 1HX-12168-00 | B-4 | 4XV-12577-00 | B-9 | 4XV-14414-00 | B-13 | 4XV-15451-00 | C-4 | 4XV-21110-00 | C-12 |
| 4XV-11181-00 | B-2 | 1HX-12168-20 | B-4 | 4XV-12578-00 | B-9 | 4XV-14451-00 | B-13 | 4XV-15456-00 | C-4 | 4XV-2116A-00 | C-13 |
| 4XV-11191-00 | B-2 | 1HX-12168-40 | B-4 | 4XV-12579-00 | B-9 | 4XV-14453-00 | B-13 | 4XV-15461-00 | C-4 | 4XV-2116J-00 | C-13 |
| 4XV-11193-00 | B-2 | 1HX-12168-60 | B-4 | 4XV-12588-00 | B-10 | 4XV-14562-00 | B-15 | 4XV-15463-00 | C-4 | 4XV-2117E-00 | C-14 |
| 214-11198-01 | B-12 | 1HX-12168-80 | B-4 | 4XV-12589-00 | B-10 | 1FN-14565-00 | B-15 | 4XV-15515-00 | C-6 | 4XV-2117F-00 | C-12 |
| 4XV-1130E-00 | C-2 | 1HX-12169-E0 | B-5 | 4XV-1316E-00 | B-11 | 4XV-14610-00 | C-2 | 4XV-15517-00 | C-6 | 4XV-2117K-00 | D-11 |
| 4XV-11411-00 | B-3 | 1HX-12169-G0 | B-5 | 4XV-13161-00 | B-12 | 4FM-14613-00 | C-2 | 4XV-15521-00 | C-6 | 4XV-2117M-00 | C-12 |
| 3GM-11416-A0 | B-3 | 1HX-12169-J0 | B-5 | 4XV-13310-00 | B-7 | 4SV-14638-00 | C-2 | 4XV-15570-00 | C-6 | 4XV-2117N-00 | C-13 |
| 3GM-11416-B0 | B-3 | 1HX-12169-L0 | B-5 | 4XV-13327-00 | B-11 | 3GM-14683-00 | C-2 | 4XV-16150-00 | C-7 | 4XV-2117R-00 | C-13 |
| 3GM-11416-00 | B-3 | 1HX-12169-N0 | B-5 | 4XV-13336-00 | B-7 | 4XV-14710-00 | C-2 | 26H-16154-00 | C-7 | 4XV-2134K-00 | F-11 |
| 3GM-11416-10 | B-3 | 1HX-12169-T0 | B-5 | 4XV-13354-00 | C-7 | 4XV-14714-00 | C-2 | 4XV-16154-00 | C-7 | 4XV-21348-00 | D-9 |
| 3GM-11416-20 | B-3 | 1HX-12169-11 | B-5 | 4XV-13355-00 | B-7 | 3GM-14811-00 | C-2 | 341-16321-13 | C-7 | 4XV-2137Y-00 | C-12 |
| 4XV-11549-00 | B-3 | 1HX-12169-31 | B-5 | 4XV-13411-00 | B-11 | 4SV-14821-00 | C-2 | 2H7-16325-00 | C-7 | 4XV-21378-00 | C-14 |
| 4XV-11603-00 | B-3 | 1HX-12169-50 | B-5 | 4XV-13412-00 | B-11 | 4HD-14826-00 | C-2 | 36Y-16334-00 | C-7 | 4XV-21398-00 | C-15 |
| 4XV-11631-00 | B-3 | 1HX-12169-70 | B-5 | 4XV-13414-00 | B-12 | 2TK-14865-01 | C-2 | 36Y-16335-00 | C-7 | 3XV-2144G-00 | E-7 |

NUMERICAL INDEX

| PARTNO. | GRID NO. | PARTNO. | GRID NO. | PARTNO. | GRID NO. | PARTNO. | GRID NO. | PARTNO. | GRID NO. | PARTNO. | GRID NO. |
|-----------------|----------|-----------------|----------|-----------------|----------|--------------|----------|-----------------|----------|--------------|----------|
| 4XV-21446-00 | C-12 | 36Y-23146-10 | D-7 | 4XV-2470F-10 | D-11 | 3GM-25852-50 | E-4 | 4NX-27321-00 | E-6 | 4XV-28393-00 | E-13 |
| 4X7-2149Y-00 | B-13 | 3XJ-23147-L0 | D-7 | 4XV-24710-00 | D-11 | 3FV-25854-00 | E-4 | 1TX-27351-00 | E-6 | 4XV-28393-10 | E-13 |
| 4XV-21511-00-P0 | C-14 | | D-8 | 4XV-24710-10 | D-11 | 360-25854-01 | E-9 | 4NX-27351-00 | E-6 | 4XV-28394-00 | E-13 |
| 4XV-21511-00-P1 | C-14 | 26H-23156-00 | D-7 | 4XV-24750-00 | D-11 | 2GU-25855-00 | E-9 | 36Y-27352-00 | E-6 | 4XV-28394-10 | E-13 |
| 4TV-2153A-00 | D-9 | 2K8-23158-L0 | D-7 | 4XV-24750-10 | D-11 | 2J2-25855-50 | E-4 | 4XV-27410-00 | E-6 | 4XV-2848K-00 | E-13 |
| 4TV-2153A-10 | D-9 | 4XV-23170-00 | D-7 | 4XV-24751-00 | D-11 | 2VN-25866-00 | E-4 | 4XV-27420-00 | E-7 | 4XV-81410-00 | E-15 |
| 4XV-21611-00 | C-14 | 3LC-23181-00 | D-7 | 4XV-24751-10 | D-11 | 56A-25867-00 | E-4 | 36Y-27424-00 | E-7 | 4XV-81450-00 | E-15 |
| 4XV-21611-10 | C-14 | 4XV-23340-00 | D-8 | 4XV-2478E-01 | D-11 | 4XV-2587A-00 | E-4 | 4XV-27424-00 | C-12 | 4XV-81670-00 | F-8 |
| 4XV-21621-00 | C-14 | 3LC-23357-00 | D-7 | 4BP-24780-00 | D-11 | 4XV-25872-00 | E-4 | 4XV-27430-00 | E-7 | 4XV-81673-00 | F-8 |
| 4XV-21639-00 | C-15 | | D-8 | 4XV-24792-00 | D-11 | 4XV-25873-00 | E-5 | 1HX-27437-00 | E-7 | 4XV-81800-00 | F-2 |
| 4XV-21650-00-P0 | D-4 | 4XV-2341B-00 | D-6 | 4XV-25117-00 | D-12 | 4XV-25874-00 | E-10 | 4XV-27440-00 | E-7 | 3AJ-81801-00 | F-2 |
| 4XV-21650-00-P1 | D-4 | 4XV-23415-00 | D-6 | 4XV-25118-00 | D-12 | 4XV-25875-00 | C-14 | 4XV-27442-00 | E-6 | 4XV-81815-00 | F-2 |
| 4XV-21654-00 | C-14 | 4XV-23418-00 | D-6 | 4XV-25168-00-33 | D-12 | 4FM-25876-00 | E-10 | 4XV-27443-00 | E-6 | 3AJ-81826-00 | F-2 |
| 4XV-21669-00 | C-15 | 4XV-23434-00 | E-3 | 4XV-25168-00-35 | D-12 | 4XV-25876-00 | C-14 | 4XV-27445-00 | E-6 | 11H-81844-00 | F-2 |
| 4XV-2172X-00 | C-15 | 4XV-23435-00 | D-6 | 4XV-25181-00 | D-12 | 4XV-25886-00 | E-10 | 4XV-27446-00 | E-7 | 1FK-81847-00 | F-2 |
| 1KT-21746-00 | C-12 | 3FV-23462-00 | D-6 | 4XV-25186-00 | D-12 | 4XV-25887-00 | E-4 | 3MA-27813-00 | E-9 | 4YR-81940-00 | F-10 |
| 2TK-21757-00 | E-12 | 2H9-23469-00 | E-3 | 4XV-25317-00 | D-14 | 3PJ-25888-00 | E-9 | 4XV-28100-00 | C-15 | 4XV-8195A-00 | F-10 |
| | E-13 | 4XV-23818-00 | D-6 | 4XV-25327-00 | D-14 | 3FV-2589A-00 | E-4 | 4XV-28315-00 | E-11 | 4TV-81950-00 | F-10 |
| 4XV-2177L-00 | E-12 | 4XV-2411G-00 | D-2 | 4XV-25338-00-33 | D-14 | 3FV-2589F-00 | E-4 | 4XV-28315-10 | E-11 | 4XV-81950-00 | F-9 |
| | E-13 | 4XV-2411H-00 | D-2 | 4XV-25338-00-35 | D-14 | 3FV-2589G-00 | E-4 | 4XV-28328-00 | E-12 | 4JH-81960-01 | F-11 |
| 4XV-21781-00 | D-2 | 4XV-24110-30-01 | D-9 | 4XV-25364-00 | D-14 | 3GM-2589H-00 | E-4 | 4XV-28328-10 | E-12 | 4TX-82100-01 | F-10 |
| 4XV-21781-10 | D-2 | 4XV-24110-30-02 | D-9 | 4XV-25366-00 | D-14 | 3FV-25894-00 | E-4 | 4XV-28336-00 | E-11 | 4XV-82115-00 | F-10 |
| 26H-21828-00 | D-2 | 4XV-24129-00-0X | D-2 | 4XV-25367-00 | D-14 | 31A-25894-01 | E-9 | 4XV-28338-00 | E-12 | 4XV-82116-00 | F-10 |
| 4XV-21871-00 | D-2 | 4XV-24129-00-1X | D-2 | 4XV-25376-00 | D-14 | 4XV-25895-00 | E-9 | 4XV-28338-10 | E-12 | 3L8-82131-01 | F-10 |
| 4XV-21875-00 | D-2 | 4XV-24139-00-0X | D-2 | 4XV-25377-00 | D-14 | 4SV-25919-00 | D-13 | 1AE-2834E-00 | C-15 | 2GV-82151-00 | F-10 |
| 4XV-22110-00 | D-3 | 4XV-24139-00-1X | D-2 | 4XV-25381-00 | D-15 | 4XV-25919-50 | E-2 | 4FM-2834W-00 | E-11 | 2KW-82151-00 | F-10 |
| 3FV-22128-00 | D-3 | 2GH-24181-00 | D-9 | 4XV-25383-00 | D-14 | 4SV-25924-00 | D-13 | 4XV-28349-00 | E-11 | 36Y-82151-00 | F-10 |
| 4FN-22141-00 | D-3 | 4FM-24181-00 | C-2 | 4XV-25388-00 | D-15 | | E-2 | 4XV-28356-00 | E-11 | 4XV-82305-00 | F-8 |
| 4XV-22151-00 | D-3 | 4YR-24181-00 | D-9 | 4XV-25389-00 | D-15 | 3GM-25925-00 | D-13 | 4XV-2836A-00 | E-12 | 4XV-82305-10 | F-8 |
| 4XV-2217A-00 | D-3 | 2GH-24183-00 | D-9 | 29L-25396-00 | D-12 | | E-2 | 4XV-2836E-00 | E-12 | 4XV-82309-00 | F-8 |
| 4XV-2217M-00 | D-3 | 4XV-24183-00 | D-9 | | D-14 | 4XV-26121-00 | E-3 | 4XV-2836F-00 | E-13 | 4XV-82310-00 | F-8 |
| 4XV-22184-00 | D-3 | 2GH-24186-00 | D-9 | 29L-25396-10 | D-12 | 4XV-26122-00 | E-3 | 4XV-2836G-00 | E-13 | 4XV-82320-00 | F-8 |
| 4XV-22210-00 | D-5 | 4XV-24186-00 | D-9 | | D-14 | 4YR-26240-00 | E-3 | 4XV-2836K-00-P0 | E-13 | 4XV-82370-00 | F-8 |
| 4XV-22311-00 | D-4 | 4XV-24191-00 | D-9 | 29L-25398-20 | D-12 | 4YR-26241-00 | E-3 | 4XV-2836K-00-P1 | E-13 | 4XV-82501-00 | F-10 |
| 4XV-23102-00 | D-7 | 4XV-24311-00 | D-10 | | D-14 | 4XV-26246-00 | E-3 | 4XV-2836L-00-P0 | E-13 | 4XV-82530-00 | F-10 |
| 4XV-23103-00 | D-7 | 4XV-24312-00 | D-10 | 4XV-25443-20 | D-14 | 4YR-26280-01 | E-11 | 4XV-2836L-00-P1 | E-13 | 4KM-82540-00 | F-8 |
| 4XV-23110-00 | D-7 | 3PA-24356-00 | E-4 | 4XV-2580T-00 | D-13 | 3XW-26281-01 | E-3 | 4XV-2836M-00-P0 | E-13 | 4XV-82541-00 | F-8 |
| 4XV-23111-00 | D-7 | 4XV-24398-00 | D-10 | 4XV-2580U-00 | D-13 | 3XW-26282-01 | E-3 | 4XV-2836M-00-P1 | E-13 | 3LN-82560-01 | F-8 |
| | D-8 | 4SV-24411-00 | B-14 | 4XV-2580W-00 | E-2 | 4YR-26290-01 | E-11 | 1AE-2637J-00 | D-9 | 3LD-82566-60 | F-10 |
| 4XV-23118-00 | D-7 | 4KM-24453-00 | B-15 | 4SV-2581T-00 | D-13 | 4SV-26298-00 | E-11 | 4XV-2837L-00 | E-11 | 4XV-82590-00 | F-10 |
| | D-8 | 4XV-24453-00 | B-15 | 4XV-25819-00 | E-2 | 4XV-26302-00 | E-3 | 4XV-2837M-00 | E-11 | 4XV-82910-00 | F-7 |
| 4XV-23120-00 | D-7 | 4KM-24500-10 | D-9 | 3LN-2582A-00 | E-9 | 4XV-26331-00 | E-3 | 4SV-28371-00 | E-13 | 4XV-82917-00 | F-7 |
| 4XV-23136-00 | D-7 | 4X8-24512-00 | D-9 | 3TJ-2582F-01 | E-4 | 4XV-26335-00 | E-3 | 4XV-28371-00 | C-12 | 4JH-83310-01 | F-3 |
| 4XV-23141-00 | D-7 | 3AJ-24523-00 | D-9 | 4XV-2582W-00 | E-2 | 4XV-27211-00 | E-9 | 4XV-28381-00 | E-11 | 306-83311-40 | F-3 |
| 4XV-23142-00 | D-7 | 3AJ-24534-00 | D-9 | 3TU-2583V-01 | E-9 | 4XV-27222-00 | E-9 | 3XV-28386-00 | E-11 | 4JH-83318-00 | F-3 |
| | D-8 | 1FK-24560-00 | D-10 | 3LN-2585F-00 | E-9 | 4XV-27311-00 | E-6 | | E-13 | 4JH-83320-01 | F-3 |
| 4XV-23144-00 | D-7 | 4HN-24602-00 | D-10 | 4XV-2585H-00 | E-9 | 36Y-27315-00 | E-8 | 4XV-28391-00 | E-12 | 4JH-83330-10 | F-3 |
| 4XV-23145-00 | D-7 | 4XV-2470F-00 | D-11 | 2KF-25852-50 | E-9 | 4NX-27315-00 | E-8 | 4XV-28391-10 | E-12 | 4JH-83332-00 | F-3 |

NUMERICAL INDEX

| PARTNO. | GRID NO. | PARTNO. | GRID NO. | PARTNO. | GRID NO. | PARTNO. | GRID NO. | PARTNO. | GRID NO. | PARTNO. | GRID NO. |
|--------------|----------|-------------|----------|-------------|----------|-------------|----------|-------------|----------|-------------|----------|
| 4JH-83340-10 | F-3 | 90105-10376 | D-3 | 90149-06011 | F-9 | 90201-103M4 | B-2 | 90387-062L2 | D-10 | 90462-08225 | F-9 |
| 4JH-83342-00 | F-3 | | D-5 | 90149-06233 | E-6 | 90201-106M5 | C-2 | 90387-06299 | D-9 | 90462-10182 | E-15 |
| 4FM-83345-00 | F-3 | 90105-10402 | D-3 | | E-7 | 90201-10614 | C-7 | 90387-06372 | C-11 | 90464-07259 | C-14 |
| 4MY-83350-01 | F-11 | 90105-105A0 | E-2 | 90149-06286 | C-8 | 90201-10669 | E-8 | | D-4 | 90464-12036 | F-10 |
| 4FM-83369-00 | F-3 | 90105-105A6 | E-15 | 90149-06308 | D-11 | 90201-107K6 | E-15 | 90387-064H8 | E-7 | 90464-13073 | F-10 |
| 3TB-83371-01 | F-11 | 90105-105A7 | D-13 | 90150-05023 | E-11 | | F-8 | 90387-065J6 | B-13 | 90464-13077 | F-10 |
| 4XV-83513-00 | E-11 | 90105-10727 | D-3 | 90150-06036 | D-2 | 90201-12541 | B-7 | | C-14 | 90464-15157 | F-10 |
| | F-4 | 90109-064G6 | D-13 | | E-12 | 90201-146F9 | E-6 | 90387-07391 | B-9 | 90464-15195 | F-10 |
| 4YR-83517-10 | F-4 | | E-2 | | E-13 | 90201-154E8 | C-11 | 90387-082W9 | C-13 | 90464-16021 | F-10 |
| 4XV-8353E-00 | F-4 | 90109-065G3 | C-3 | 90154-05013 | C-13 | 90201-177G4 | C-11 | 90387-1012A | D-3 | 90464-16039 | F-10 |
| 4YR-83534-00 | F-4 | 90109-066F0 | B-2 | | C-14 | 90201-186M4 | D-3 | 90387-1012B | D-3 | 90464-30040 | F-10 |
| 4XV-83570-00 | F-4 | 90109-080G5 | F-10 | | E-11 | 90201-224L4 | C-9 | 90387-1013U | D-3 | 90465-08028 | F-8 |
| 4XV-83570-10 | F-4 | 90109-083E0 | E-6 | 90154-05059 | D-2 | 90201-257R5 | D-15 | 90387-106U7 | C-2 | 90465-08078 | F-8 |
| 4XV-83572-00 | F-4 | | E-7 | 90154-06061 | C-14 | 90201-281U8 | D-6 | 90387-10636 | E-8 | 90465-08191 | F-9 |
| 2YK-83591-00 | F-8 | 90109-085G6 | E-6 | 90157-05079 | F-11 | 90202-05187 | F-11 | 90387-1112F | C-12 | 90465-13275 | F-10 |
| 4XV-83755-00 | F-8 | | E-7 | 90170-06228 | C-11 | 90202-05193 | D-9 | 90387-127V3 | C-11 | 90467-08003 | B-10 |
| 4XV-83912-00 | F-7 | 90109-100G0 | E-8 | 90170-20323 | C-7 | | F-9 | 90387-1312P | C-12 | | D-2 |
| 4XV-83922-00 | E-4 | 90109-103A9 | E-6 | 90170-28419 | D-6 | 90202-30235 | D-6 | 90387-2511A | C-8 | 90467-09006 | D-10 |
| 3YX-83945-00 | F-7 | | E-7 | 90176-06055 | E-11 | 90206-17084 | E-9 | 90387-2810U | C-8 | 90467-10041 | B-13 |
| 5DM-83963-00 | F-7 | 90109-104G5 | C-12 | 90176-10075 | B-2 | 90209-25342 | C-8 | 90387-2811B | C-8 | 90467-11019 | D-2 |
| 4XV-83972-00 | F-7 | 90109-105G7 | E-6 | 90179-05523 | E-11 | 90209-25349 | C-8 | 90387-3011F | C-8 | 90467-11090 | B-9 |
| 3FV-83980-00 | E-4 | 90110-05112 | D-10 | 90179-08327 | B-3 | 90209-25350 | C-8 | 90387-3310V | C-8 | | B-10 |
| 4XV-84310-00 | F-5 | 90110-05201 | D-2 | 90179-08410 | C-2 | 90209-30343 | C-9 | 90387-3311C | C-8 | 90467-12124 | D-10 |
| 4XV-84310-10 | F-5 | 90110-06136 | C-5 | 90179-10683 | B-2 | 90209-30344 | C-8 | 90401-10180 | E-5 | 90467-13123 | D-10 |
| 4XV-84312-00 | F-5 | 90110-06224 | C-4 | 90179-10693 | B-2 | 90209-30345 | C-8 | 90401-10172 | E-5 | 90467-14015 | C-3 |
| 8G9-84314-00 | F-5 | 90110-06225 | B-12 | 90179-22063 | C-9 | 90215-25218 | C-7 | | E-10 | 90467-14057 | E-9 |
| 4SV-84347-00 | F-5 | 90110-06226 | B-8 | 90179-30691 | D-6 | 90215-30233 | C-9 | 90401-20145 | B-12 | 90468-08104 | C-3 |
| 4XV-84359-00 | F-5 | | B-9 | 90183-05061 | C-14 | 90243-08029 | E-6 | 90430-06014 | B-2 | 90468-12069 | B-3 |
| 4SV-84397-00 | F-5 | | C-10 | | D-2 | | E-7 | | C-6 | 90480-12072 | C-14 |
| 4XV-84710-00 | F-6 | | E-6 | 90183-05074 | E-11 | 90250-08022 | C-4 | 90430-08119 | B-2 | 90480-12314 | B-13 |
| 137-84714-60 | F-6 | 90110-06258 | D-11 | 90183-06053 | E-9 | 90269-07077 | C-12 | 90430-08143 | C-4 | 90480-13398 | D-2 |
| 3LK-8473A-00 | F-6 | 90116-10485 | D-14 | | F-11 | | C-14 | 90430-10148 | F-8 | | E-12 |
| 3Y6-85130-02 | C-15 | 90116-10619 | C-3 | 90185-18104 | D-3 | | D-2 | 90445-086J6 | D-2 | | E-13 |
| 4XV-85132-00 | C-14 | 90119-06044 | C-14 | 90185-24185 | D-15 | | E-13 | 90445-09074 | B-10 | 90480-15363 | B-9 |
| 4XV-85720-00 | F-8 | | D-9 | 90201-04018 | C-15 | 90269-07084 | C-12 | 90445-103E9 | D-10 | 90480-18171 | F-6 |
| 3GM-85752-01 | F-9 | 90119-06052 | D-4 | 90201-050T4 | C-2 | 90338-07043 | D-11 | 90445-113F8 | B-13 | 90480-18276 | F-6 |
| 42X-85753-00 | F-9 | | E-10 | 90201-05032 | E-11 | 90338-07124 | C-12 | 90445-11452 | B-13 | 90501-064L1 | C-10 |
| 4FM-85820-00 | F-9 | | E-12 | 90201-05725 | F-4 | 90338-08174 | B-2 | 90445-142K2 | D-10 | 90501-12743 | E-7 |
| 4SV-85885-00 | B-15 | 90119-06094 | D-4 | 90201-06042 | E-6 | 90338-15202 | C-12 | 90445-161K7 | C-3 | 90506-12516 | C-11 |
| 4XV-90445-10 | B-15 | 90119-06096 | C-14 | | E-7 | 90338-16262 | C-3 | 90446-17346 | E-9 | 90506-18224 | E-6 |
| 90101-08662 | E-6 | | D-4 | 90201-06071 | B-9 | 90338-18266 | C-12 | 90450-22017 | B-10 | 90506-20377 | E-9 |
| 90101-08766 | D-15 | | D-10 | 90201-08069 | C-6 | 90338-20263 | C-3 | 90450-28014 | B-9 | 90506-26225 | E-6 |
| 90105-06154 | B-7 | 90119-06114 | D-6 | 90201-081R9 | E-6 | 90340-14132 | B-12 | 90450-32051 | B-9 | 90508-164B2 | C-7 |
| 90105-063A3 | C-14 | 90119-06115 | C-2 | 90201-08612 | C-2 | 90340-27129 | B-2 | 90450-38040 | B-8 | 90508-183B9 | E-6 |
| 90105-06384 | B-2 | 90119-06117 | D-2 | 90201-096J9 | C-3 | 90340-32116 | C-4 | | B-9 | 90508-184B0 | E-7 |
| 90105-07342 | B-6 | 90119-06187 | C-2 | 90201-101J1 | E-6 | 90387-06033 | F-6 | 90450-57044 | B-13 | 90508-293B1 | C-11 |
| 90105-093A5 | C-3 | 90149-04278 | C-14 | 90201-10118 | E-5 | 90387-061K9 | C-13 | 90450-75083 | B-13 | 91314-06016 | D-9 |
| 90105-10290 | F-8 | 90149-06011 | D-9 | | E-10 | 90387-061W9 | D-9 | 90461-10136 | C-4 | 91314-06020 | C-4 |

NUMERICAL INDEX

| PARTNO. | GRID NO. | PARTNO. | GRID NO. | PARTNO. | GRID NO. | PARTNO. | GRID NO. | PARTNO. | GRID NO. | PARTNO. | GRID NO. |
|-------------|----------|-------------|----------|-------------|----------|-------------|----------|-------------|----------|---------|----------|
| 91314-08020 | C- 5 | 92907-06200 | E- 9 | 93317-11020 | C- 7 | 95807-10200 | E- 6 | 98507-05012 | B- 14 | | |
| 91314-08025 | C- 4 | 92907-06800 | C- 14 | 93317-43580 | D- 14 | 95817-08825 | B- 2 | 98507-05025 | F- 7 | | |
| 91314-08030 | C- 5 | | | 93399-99932 | D- 6 | 95707-05500 | C- 15 | 98507-05035 | E- 3 | | |
| 91314-08035 | C- 4 | | | 93410-08072 | C- 6 | 95707-08500 | C- 14 | 98507-05045 | F- 7 | | |
| 91314-06040 | C- 4 | 92907-08600 | C- 7 | 93440-07149 | B- 2 | | | 98507-06020 | E- 9 | | |
| 91314-08045 | E- 7 | 92907-12600 | C- 12 | 93440-10153 | B- 2 | | | 98707-03016 | F- 7 | | |
| 91314-08050 | C- 4 | 92990-04600 | C- 2 | 93440-28062 | C- 8 | 95807-06008 | E- 7 | 98707-04008 | B- 14 | | |
| 91314-08030 | D- 6 | 92990-06800 | C- 2 | 93440-32063 | C- 8 | 95807-06010 | F- 11 | 98907-06016 | C- 13 | | |
| | D- 8 | 93101-12004 | C- 11 | 93440-72049 | C- 9 | 95807-06012 | E- 14 | 99001-07600 | C- 7 | | |
| | E- 3 | 93102-12372 | B- 7 | 93501-04011 | E- 7 | 95807-06016 | C- 15 | 99001-09600 | C- 7 | | |
| 91314-08040 | D- 8 | 93102-15212 | C- 7 | 93603-12007 | B- 7 | 95814-06050 | C- 3 | 99009-17400 | C- 11 | | |
| 91314-10040 | C- 12 | 93102-45485 | C- 9 | 93603-17070 | B- 7 | 95814-08025 | C- 2 | 99009-52500 | D- 14 | | |
| 91314-12055 | C- 12 | 93106-28043 | D- 12 | 93604-10011 | B- 7 | 95817-06010 | B- 9 | 99231-00080 | D- 2 | | |
| 91317-05010 | D- 10 | 93106-35042 | D- 14 | 93604-29151 | F- 8 | 95817-06020 | B- 13 | 99231-00100 | C- 14 | | |
| 91317-08010 | C- 6 | 93106-40041 | D- 14 | 93607-44190 | B- 6 | 95817-06025 | C- 7 | | E- 11 | | |
| | E- 5 | 93109-17071 | D- 3 | 93900-00030 | D- 12 | 95817-06045 | B- 7 | 99234-00080 | D- 2 | | |
| 91317-08012 | B- 2 | 93210-08667 | B- 7 | | D- 14 | | C- 3 | 99530-08012 | B- 12 | | |
| | B- 11 | | B- 11 | 94580-25078 | B- 11 | 95817-06055 | C- 3 | | C- 4 | | |
| | B- 12 | 93210-08165 | B- 11 | 94581-69114 | D- 14 | 95817-06060 | C- 3 | | C- 5 | | |
| | C- 3 | 93210-12790 | C- 3 | 94591-49130 | B- 6 | 95817-06065 | C- 3 | 99530-10014 | C- 3 | | |
| | E- 4 | 93210-14579 | B- 12 | 94681-69031 | D- 14 | 95817-06070 | C- 3 | 99530-10114 | C- 3 | | |
| | E- 15 | 93210-15566 | B- 12 | 94701-00318 | B- 2 | 95817-08040 | C- 2 | | | | |
| | F- 8 | 93210-15620 | E- 4 | 94701-00319 | B- 2 | 95817-08050 | C- 3 | | | | |
| 91317-08014 | F- 8 | 93210-16314 | C- 3 | 95026-08025 | E- 4 | 95817-08060 | C- 3 | | | | |
| 91317-08016 | B- 8 | 93210-18417 | B- 8 | 95027-08008 | F- 10 | 95824-08020 | C- 11 | | | | |
| 91317-08020 | B- 11 | 93210-235A1 | B- 7 | 95027-08010 | E- 10 | 95827-08012 | B- 9 | | | | |
| 91317-08025 | B- 7 | 93210-23787 | B- 9 | | F- 8 | 95827-08025 | B- 9 | | | | |
| | B- 12 | 93210-27194 | C- 4 | 95027-08020 | B- 8 | | F- 11 | | | | |
| | E- 3 | 93210-27370 | B- 8 | | F- 7 | 95827-08025 | C- 12 | | | | |
| 91317-08035 | B- 7 | 93210-32172 | C- 4 | 95027-08025 | B- 6 | 97007-08025 | D- 9 | | | | |
| 91317-08040 | B- 7 | 93210-36788 | B- 7 | | B- 9 | 97007-08030 | C- 14 | | | | |
| 91317-08045 | B- 7 | 93210-47675 | B- 8 | | F- 2 | 97080-05012 | C- 2 | | | | |
| 91317-08060 | B- 2 | 93306-00106 | B- 7 | 95027-08012 | B- 2 | 97080-08008 | C- 2 | | | | |
| 91317-08110 | D- 9 | 93306-00304 | C- 7 | 95027-08035 | C- 12 | 97702-40610 | F- 3 | | | | |
| 91380-04006 | C- 2 | 93306-00420 | D- 12 | 95304-08700 | C- 11 | 97704-40012 | E- 13 | | | | |
| 91401-18012 | E- 9 | 93306-20587 | D- 14 | 95307-08600 | F- 6 | 97707-40020 | F- 4 | | | | |
| 91701-08018 | E- 9 | 93306-20646 | D- 14 | 95307-08600 | D- 15 | 97707-50016 | E- 11 | | | | |
| 91808-18023 | B- 2 | 93306-20705 | C- 8 | 95307-08700 | E- 9 | | E- 13 | | | | |
| 91808-30031 | B- 7 | 93306-27206 | C- 8 | 95604-08200 | E- 7 | | F- 4 | | | | |
| 92014-08012 | C- 4 | 93306-37209 | C- 9 | 95604-08100 | E- 9 | 97707-60016 | F- 5 | | | | |
| 92017-08014 | C- 6 | 93306-37807 | C- 8 | 95606-06100 | E- 4 | | F- 8 | | | | |
| 92017-08020 | C- 11 | 93310-22855 | C- 7 | 95607-04100 | C- 15 | 97707-60025 | F- 8 | | | | |
| 92017-08035 | E- 15 | 93310-33856 | C- 6 | 95607-06100 | F- 7 | 98502-04012 | E- 4 | | | | |
| 92017-08030 | E- 9 | 93315-11206 | C- 11 | 95607-08200 | E- 11 | 98507-03008 | D- 9 | | | | |
| 92902-04100 | E- 4 | 93315-31502 | C- 7 | 95607-10200 | C- 12 | 98507-04008 | F- 3 | | | | |
| 92902-04600 | E- 4 | 93315-31758 | D- 3 | | D- 3 | 98507-04010 | F- 7 | | | | |
| 92903-10600 | C- 12 | 93315-42523 | D- 3 | | D- 5 | 98507-04014 | B- 14 | | | | |
| 92907-04600 | F- 3 | 93315-42536 | D- 3 | | D- 14 | 98507-05010 | B- 14 | | | | |