



# PARTS CATALOGUE

**WR250FT** (5UM8) U49

**WR250F** (5UM9) EUROPE

**WR250FT** (5UMA) CANADA, OCEANIA, SOUTH AFRICA

WR250FT/WR250F  
PARTS CATALOGUE  
©2004 by Yamaha Motor Co., Ltd.  
1st edition, September 2004  
All rights reserved.  
Any reprinting or unauthorized use  
without the written permission of  
Yamaha Motor Co., Ltd.  
is expressly prohibited.  
Printed in Japan.

**A3**

**WR250FT/WR250F**



**A4**

# FOREWORD

This Parts Catalogue is related to the parts for the model(s) on the cover page. When you are ordering replacement parts, please refer to this Parts Catalogue and quote both part numbers and part names correctly.

1. Modifications or additions which have been made after the issue of the Parts Catalogue will be announced in the Parts News.

It is advisable that you make the necessary corrections to the Parts Catalogue according to the Parts News.

2. Abbreviations

The following abbreviations are used in this Parts Catalogue.

“UR” Use specified parts number.

“UN” Use as many as needed.

“AP” Alternate Parts

“LM” Locally Made (Parts need to be ordered locally)

“F#” Frame No. (Applicable machine No.)

“O/S” Over Size

3. The number of components for assembly

- Parts, which are to be supplied in an assembly, are listed with a dot (.) in front of the part name as shown below.
- The numeral appearing to the right of each component part indicates the quantity of parts for each assembly unit.

PART NO.	DESCRIPTION	Q'TY	REMARKS
2F5-83310-60	FRONT FLASHER LIGHT ASSY	2	
115-83311-60	.BULB (6V-18W)	1	

4. Applicable colours of graphics are represented in the “REMARKS” as shown below.

PART NO.	DESCRIPTION	Q'TY	REMARKS
2N4-24110-00-X5	FUEL TANK COMP.	2	MXR
3J1-24240-10	.GRAPHIC, FUEL TANK	1	FOR MXR

5. Note that the illustrations for reference in finding parts numbers are not to be used for assembling. When assembling, please use the applicable service manual.

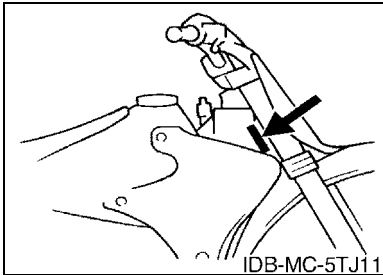
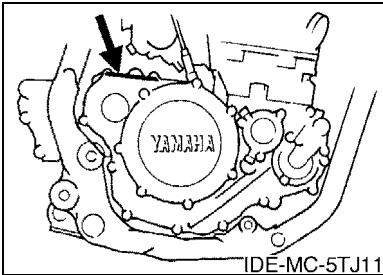
6. The asterisk (\*) before a reference number indicates modified items after the first edition.

# FOREWORD

7. Applicable Serial No.

Engine Serial No.

Frame Serial No.



8. Applicable Colour Code (The (\*) mark shows Model colour.)

Abbreviation	Colour Name	Colour Code
DPBSE(*)	DEEP PURPLISH BLUE SOLID E	0583



# CONTENTS

## ENGINE

CYLINDER .....	B2
CRANKSHAFT & PISTON .....	B4
VALVE .....	B5
CAMSHAFT & CHAIN .....	B7
WATER PUMP .....	B8
RADIATOR & HOSE .....	B9
OIL PUMP .....	B10
OIL CLEANER .....	B11
INTAKE .....	B12
CARBURETOR .....	B14
EXHAUST .....	C5
CRANKCASE .....	C6
CRANKCASE COVER 1 .....	C7
STARTER .....	C9
STARTER CLUTCH .....	C10
CLUTCH .....	C11
TRANSMISSION .....	C13
SHIFT CAM & FORK .....	C15
SHIFT SHAFT .....	D2

## CHASSIS

FRAME .....	D3
FENDER .....	D5
SIDE COVER .....	D6
REAR ARM .....	D7
REAR SUSPENSION .....	D9
STEERING .....	D11
FRONT FORK .....	D12
FUEL TANK .....	D15
SEAT .....	E3
FRONT WHEEL .....	E4
FRONT BRAKE CALIPER .....	E5
REAR WHEEL .....	E6
REAR BRAKE CALIPER .....	E8
STEERING HANDLE & CABLE .....	E9
FRONT MASTER CYLINDER .....	E10
STAND & FOOTREST .....	E11
REAR MASTER CYLINDER .....	E13
GENERATOR .....	E14
STARTING MOTOR .....	E15
METER .....	F2

HEADLIGHT .....	F3
TAILLIGHT .....	F4
HANDLE SWITCH & LEVER .....	F5
ELECTRICAL 1 .....	F6
ALTERNATE FOR CHASSIS .....	F8

## INDEX

NUMERICAL INDEX .....	M1
-----------------------	----

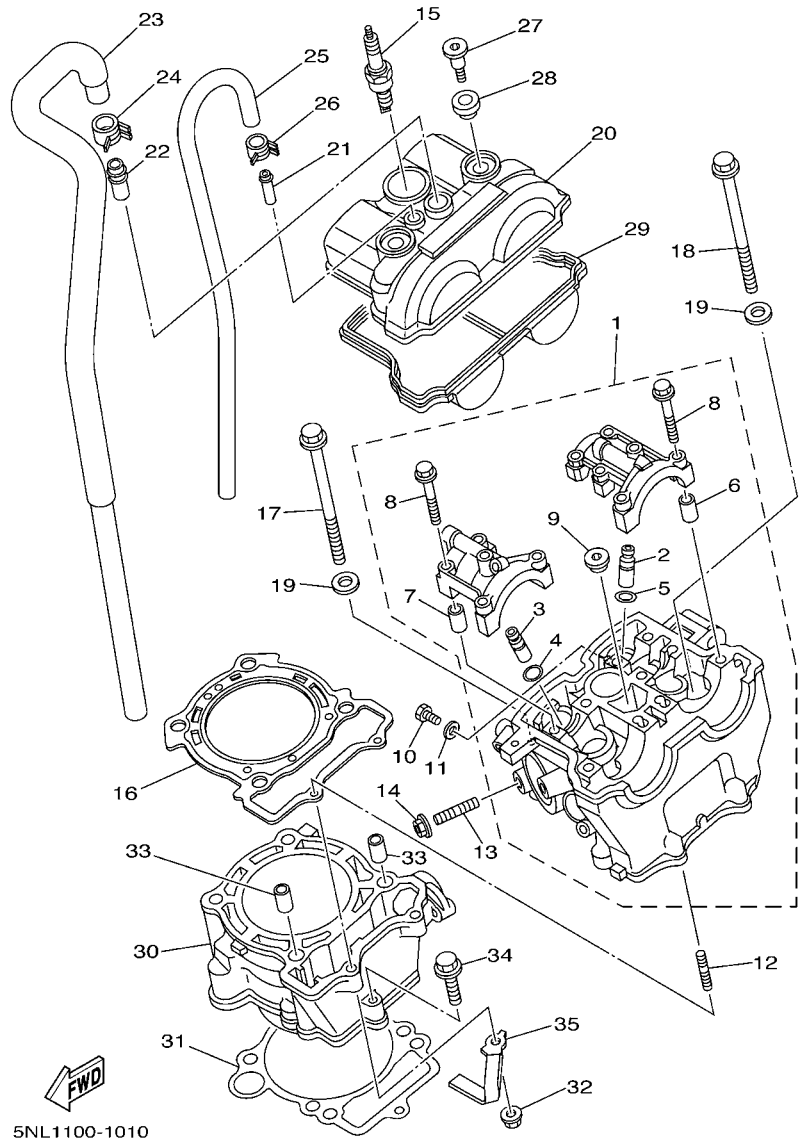


FIG. 1 CYLINDER

REF. NO.	PART NO.	DESCRIPTION	SUM8	SUM9	SUMA	REMARKS
1	5XC-11102-00	CYLINDER HEAD ASSY	1	1	1	
2	5NL-11133-10	.GUIDE, VALVE 1	3	3	3	
3	5NL-11134-10	.GUIDE, VALVE 2	2	2	2	
4	93440-10153	.CIRCLIP	2	2	2	
5	93440-07149	.CIRCLIP	3	3	3	
6	91808-16023	.PIN, DOWEL	2	2	2	
7	91808-16023	.PIN, DOWEL	2	2	2	
8	90105-06027	.BOLT, FLANGE	10	10	10	
9	90340-12112	.PLUG, STRAIGHT SCREW	1	1	1	
10	95027-06010	BOLT, FLANGE	1	1	1	
11	90430-06014	GASKET	1	1	1	
12	90116-06541	BOLT, STUD	2	2	2	
13	95617-08620	BOLT, STUD	1	1	1	
14	95707-08500	NUT, FLANGE	1	1	1	
15	94701-00411	PLUG, SPARK (NGK R CR8E)	1	1	1	STD
	94701-00410	PLUG, SPARK (NGK R CR9E)	1	1	1	AP
16	5NL-11181-00	GASKET, CYLINDER HEAD 1	1	1	1	
17	90105-09004	BOLT, FLANGE	2	2	2	
18	90105-09002	BOLT, FLANGE	2	2	2	
19	90201-096J9	WASHER, PLATE	4	4	4	
20	5NL-11191-10	COVER, CYLINDER HEAD 1	1	1	1	
21	5BE-11167-00	PIPE, BREATHER 2	1	1	1	
22	371-11167-01	PIPE, BREATHER 2	1	1	1	
23	5TA-11166-00	PIPE, BREATHER 1	1	1	1	
24	90467-14015	CLIP	1	1	1	
25	90445-112K0	HOSE (L285)	1	1	1	
26	90467-11106	CLIP	2	2	2	



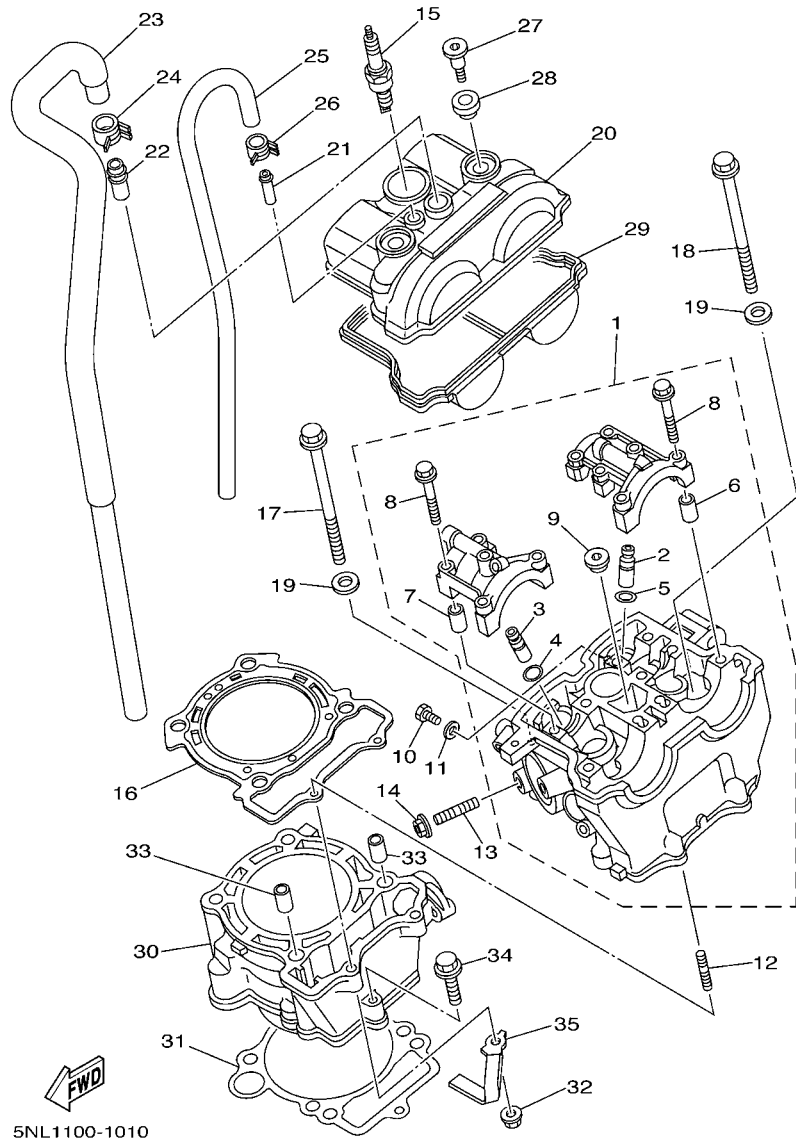
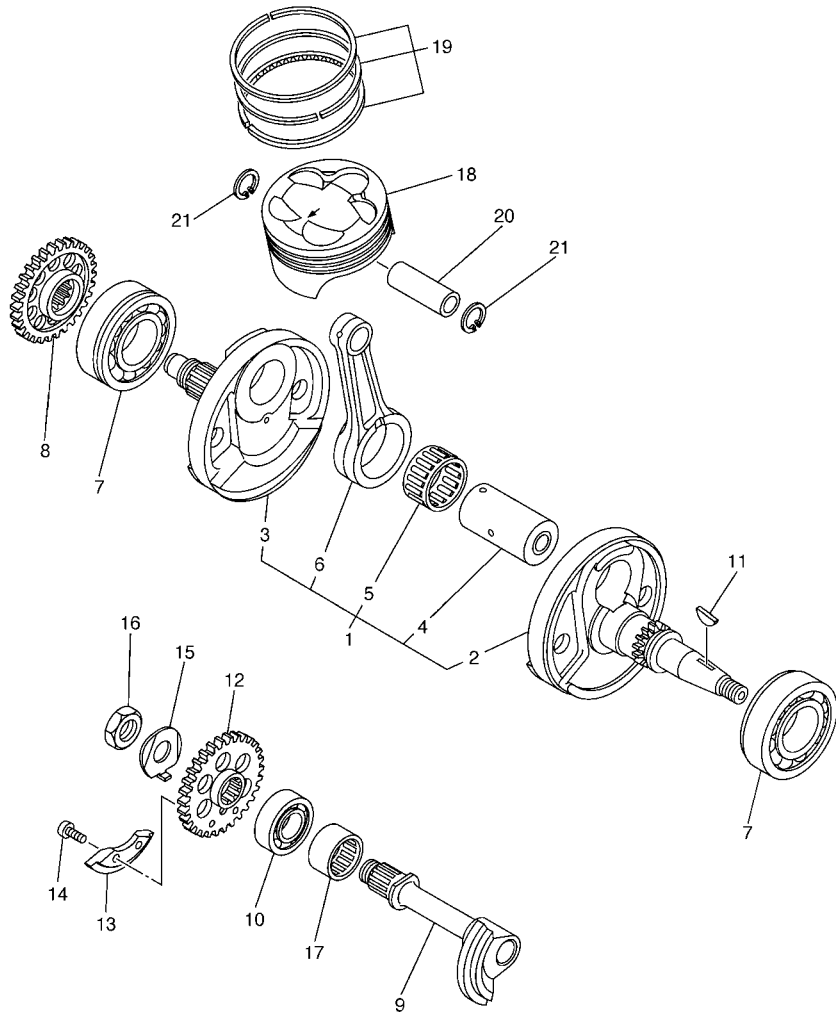


FIG. 1 CYLINDER

REF. NO.	PART NO.	DESCRIPTION	SUM8	SUM9	SUMA	REMARKS
27	90109-066F0	BOLT	2	2	2	
28	4KG-1111G-00	RUBBER, MOUNT 1	2	2	2	
29	5NL-11193-00	GASKET, HEAD COVER 1	1	1	1	
30	5XC-11311-00	CYLINDER 1	1	1	1	
31	5NL-11351-00	GASKET, CYLINDER	1	1	1	
32	95704-06500	NUT, FLANGE	2	2	2	
33	93612-16254	PIN, DOWEL	2	2	2	
34	95027-06035	BOLT, FLANGE	1	1	1	
35	5UM-11387-00	CLAMP, HOSE 1	1	1	1	



**FIG. 2 CRANKSHAFT & PISTON**

REF. NO.	PART NO.	DESCRIPTION	5UM8	5UM9	5UMA	REMARKS
1	5UM-11400-10	CRANKSHAFT ASSY	1	1	1	
2	5UM-11412-10	.CRANK 1	1	1	1	
3	5UL-11422-00	.CRANK 2	1	1	1	
4	5XC-11681-00	.PIN, CRANK 1	1	1	1	
5	93310-63238	.BEARING	1	1	1	
6	5UL-11651-00	.ROD, CONNECTING	1	1	1	
7	93306-20648	BEARING	2	2	2	
8	5NL-11536-00	GEAR, DRIVE	1	1	1	
9	5NL-11455-00	SHAFT 1	1	1	1	
10	93306-20335	BEARING	1	1	1	
11	90280-03006	KEY, WOODRUFF	1	1	1	
12	5NL-11531-00	GEAR, BALANCE WEIGHT	1	1	1	
13	5NL-11454-00	WEIGHT 1	1	1	1	
14	90149-06250	SCREW	2	2	2	
15	90215-14204	WASHER, LOCK	1	1	1	
16	90170-14171	NUT	1	1	1	
17	93311-32261	BEARING	1	1	1	
18	5NL-11631-20	PISTON (STD)	1	1	1	
19	5NL-11603-00	PISTON RING SET (STD)	1	1	1	
20	5NL-11633-00	PIN, PISTON	1	1	1	
21	93420-16086	CIRCLIP	2	2	2	



5UM5100-C020

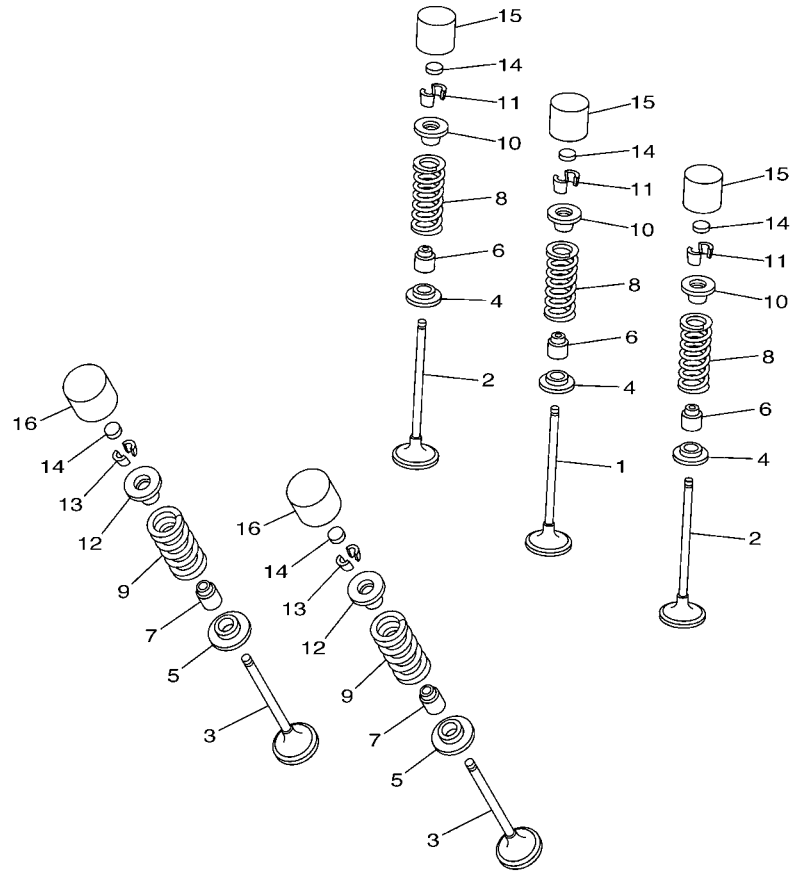


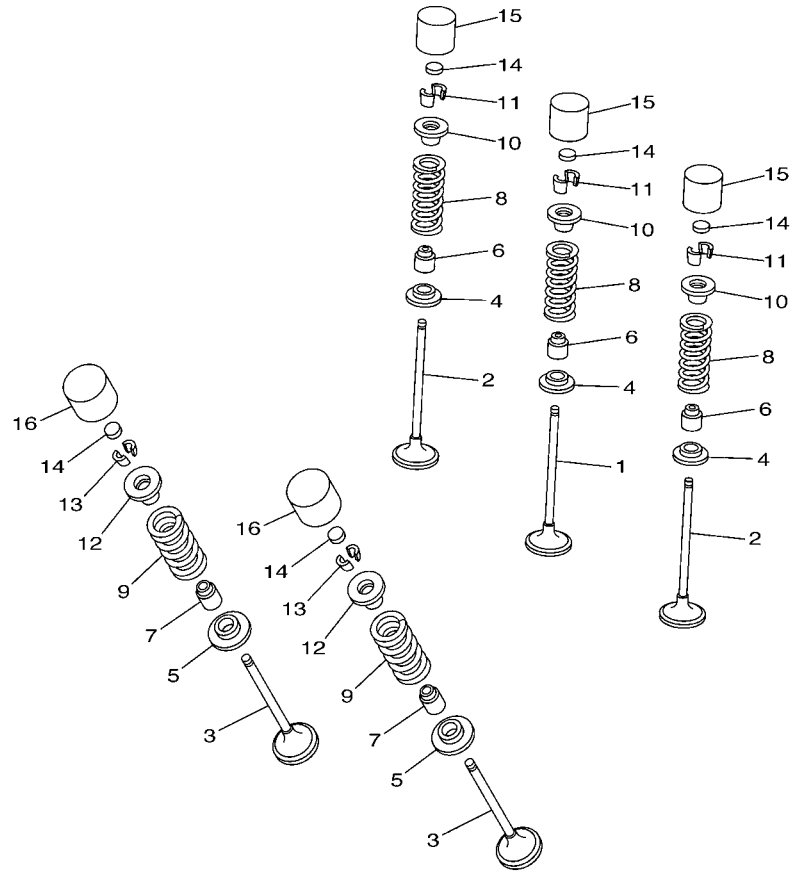
FIG. 3 VALVE

REF. NO.	PART NO.	DESCRIPTION	SUM8	SUM9	SUMA	REMARKS
1	5NL-12111-10	VALVE, INTAKE	1	1	1	
2	5NL-12112-10	VALVE, INTAKE 2	2	2	2	
3	5NL-12121-10	VALVE, EXHAUST	2	2	2	
4	5NL-12116-00	SEAT, VALVE SPRING	3	3	3	
5	3GM-12126-00	SEAT, VALVE SPRING 2	2	2	2	
6	4TV-12119-00	SEAL, VALVE STEM	3	3	3	
7	4SV-12119-00	SEAL, VALVE STEM	2	2	2	
8	5NL-12113-00	SPRING, VALVE INNER	3	3	3	
9	5NL-12114-00	SPRING, VALVE OUTER	2	2	2	
10	1HX-12117-00	RETAINER, VALVE SPRING	3	3	3	
11	1HX-12118-00	COTTER, VALVE	6	6	6	
12	1WG-12117-00	RETAINER, VALVE SPRING	2	2	2	
13	1WG-12118-00	COTTER, VALVE	4	4	4	
14	1HX-12168-00	PAD, ADJUSTING 2 (1.20)	5	5	5	UR
	1HX-12168-20	PAD, ADJUSTING 2 (1.25)	5	5	5	UR
	1HX-12168-40	PAD, ADJUSTING 2 (1.30)	5	5	5	UR
	1HX-12168-60	PAD, ADJUSTING 2 (1.35)	5	5	5	UR
	1HX-12168-80	PAD, ADJUSTING 2 (1.40)	5	5	5	UR
	1HX-12168-A0	PAD, ADJUSTING 2 (1.45)	5	5	5	UR
	1HX-12168-F0	PAD, ADJUSTING 2 (1.50)	5	5	5	UR
	1HX-12168-H1	PAD, ADJUSTING 2 (1.55)	5	5	5	UR
	1HX-12168-K1	PAD, ADJUSTING 2 (1.60)	5	5	5	UR
	1HX-12168-M1	PAD, ADJUSTING 2 (1.65)	5	5	5	UR
	1HX-12168-R1	PAD, ADJUSTING 2 (1.70)	5	5	5	UR
	1HX-12168-U1	PAD, ADJUSTING 2 (1.75)	5	5	5	UR
	1HX-12168-W1	PAD, ADJUSTING 2 (1.80)	5	5	5	UR
	1HX-12168-Y1	PAD, ADJUSTING 2 (1.85)	5	5	5	UR



5NL1100-1030

**B5**

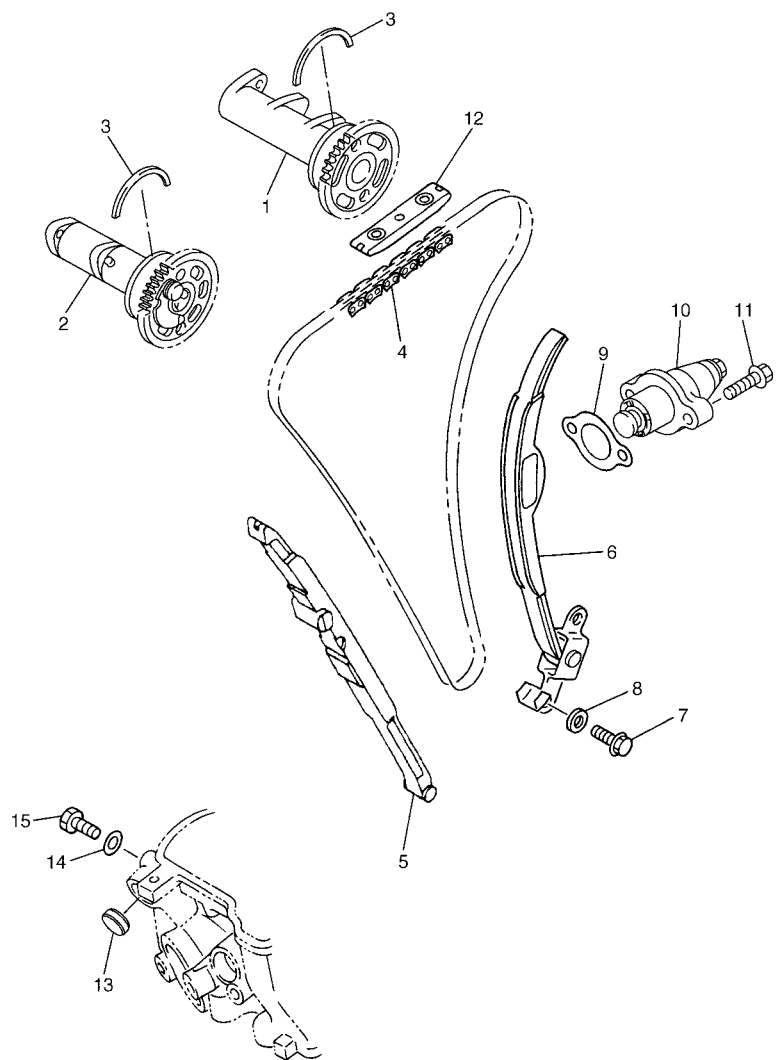


5NL1100-1030

FIG. 3 VALVE

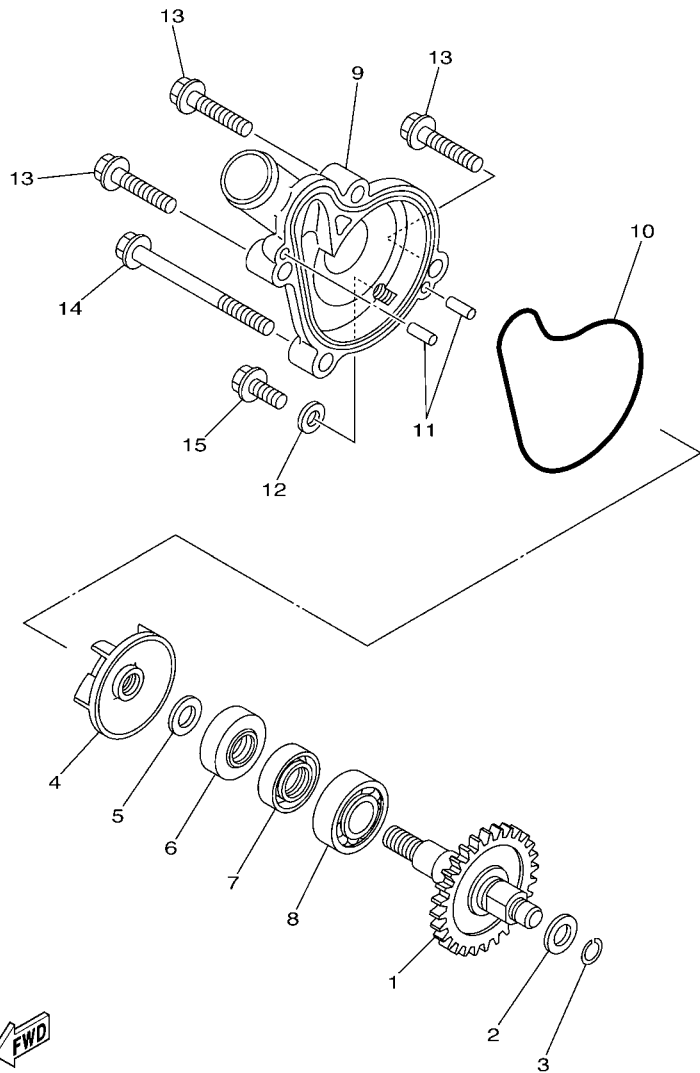
REF. NO.	PART NO.	DESCRIPTION	SUM8	SUM9	SUMA	REMARKS
14	1HX-12169-11	PAD, ADJUSTING 2 (1.90)	5	5	5	UR
	1HX-12169-31	PAD, ADJUSTING 2 (1.95)	5	5	5	UR
	1HX-12169-50	PAD, ADJUSTING 2 (2.00)	5	5	5	UR
	1HX-12169-70	PAD, ADJUSTING 2 (2.05)	5	5	5	UR
	1HX-12169-90	PAD, ADJUSTING 2 (2.10)	5	5	5	UR
	1HX-12169-E0	PAD, ADJUSTING 2 (2.15)	5	5	5	UR
	1HX-12169-G0	PAD, ADJUSTING 2 (2.20)	5	5	5	UR
	1HX-12169-J0	PAD, ADJUSTING 2 (2.25)	5	5	5	UR
	1HX-12169-L0	PAD, ADJUSTING 2 (2.30)	5	5	5	UR
	1HX-12169-N0	PAD, ADJUSTING 2 (2.35)	5	5	5	UR
	1HX-12169-T0	PAD, ADJUSTING 2 (2.40)	5	5	5	UR
15	3LN-12153-10	LIFTER, VALVE	3	3	3	YELLOW
16	3FV-12153-10	LIFTER, VALVE	2	2	2	YELLOW

**FIG. 4 CAMSHAFT & CHAIN**



  
5UL1100-B040

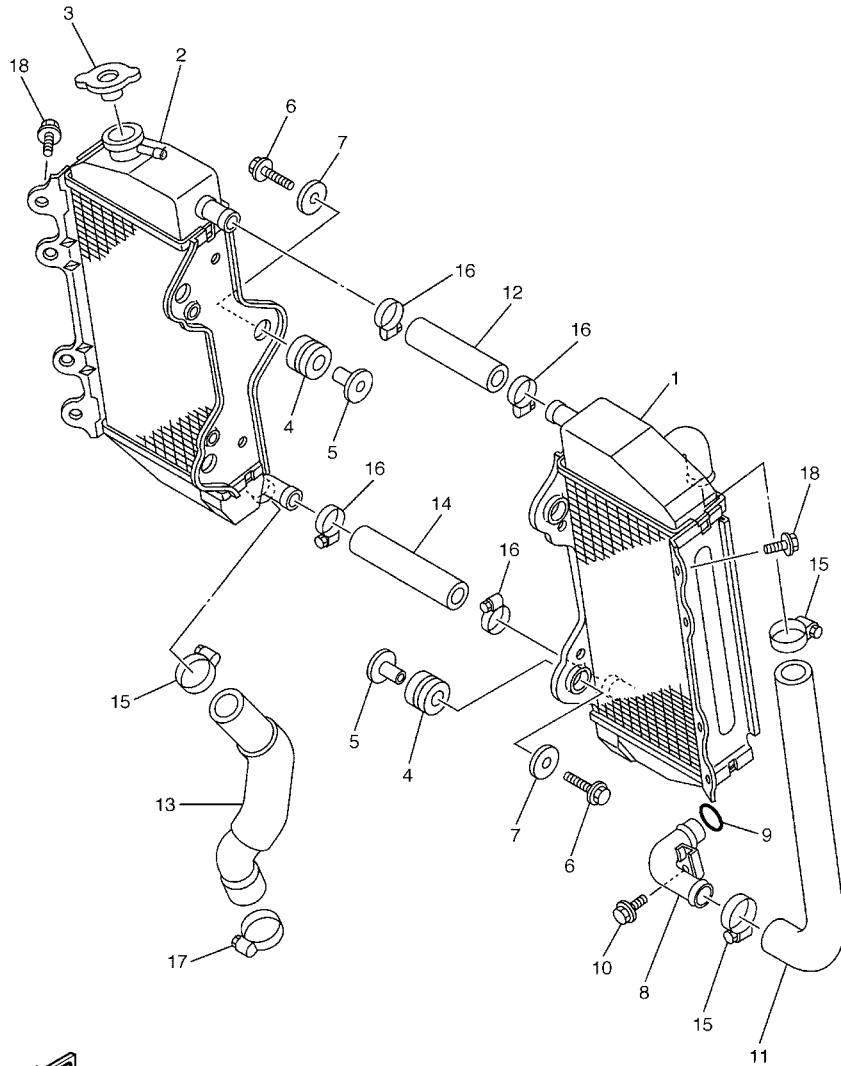
REF. NO.	PART NO.	DESCRIPTION	SUM8	SUM9	SUMA	REMARKS
1	5UL-12170-10	CAMSHAFT ASSY 1	1	1	1	
2	5UM-12180-10	CAMSHAFT ASSY 2	1	1	1	
3	93440-41178	CIRCLIP	2	2	2	
4	94591-53114	CHAIN	1	1	1	
5	5NL-12251-10	DAMPER, CHAIN 1	1	1	1	
6	5NL-12252-00	DAMPER, CHAIN 2	1	1	1	
7	97027-06016	BOLT	2	2	2	
8	92907-06600	WASHER, PLATE	2	2	2	
9	4FM-12213-00	GASKET, TENSIONER CASE	1	1	1	
10	5TA-12210-00	TENSIONER ASSY, CAM CHAIN	1	1	1	
11	95027-06025	BOLT, FLANGE	2	2	2	
12	5BE-12241-00	GUIDE, STOPPER 2	1	1	1	
13	90338-18004	PLUG	1	1	1	
14	90430-06014	GASKET	1	1	1	
15	90109-06418	BOLT	1	1	1	



5NL1100-1050

FIG. 5 WATER PUMP

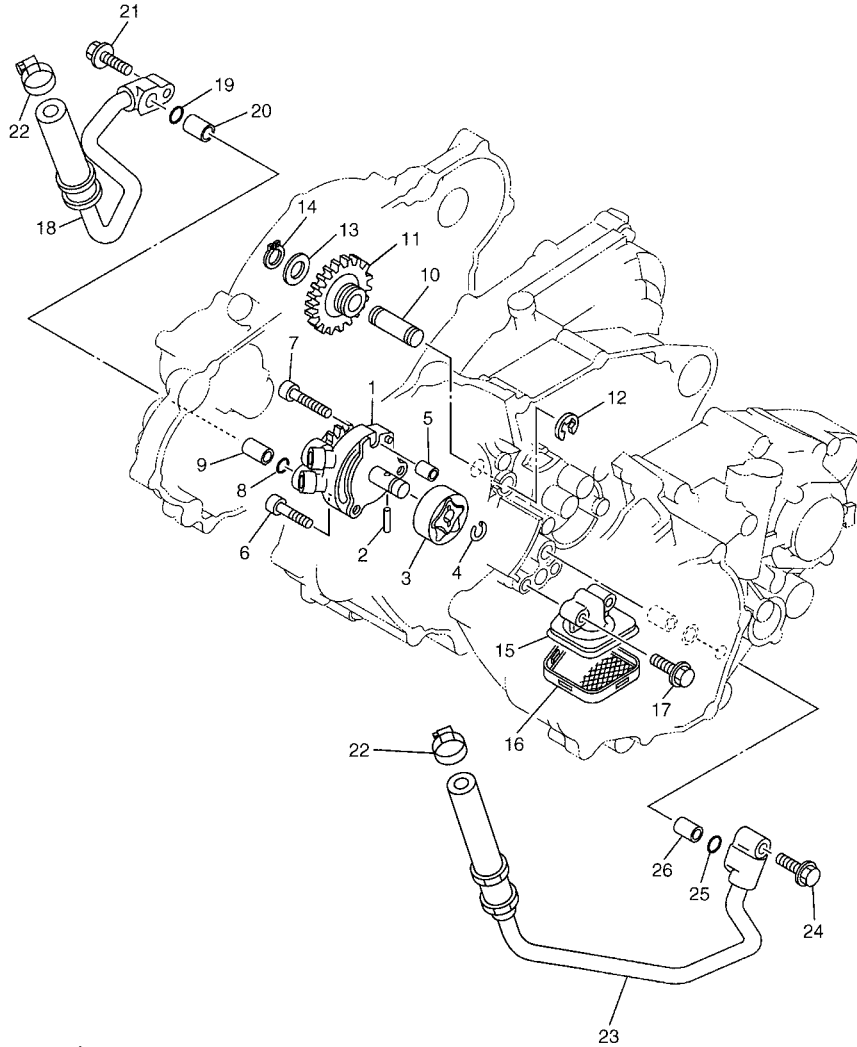
REF. NO.	PART NO.	DESCRIPTION	SUM8	SUM9	SUMA	REMARKS
1	5XC-12459-00	GEAR, IMPELLER SHAFT	1	1	1	
2	90201-08512	WASHER, PLATE	1	1	1	
3	93440-07182	CIRCLIP	1	1	1	
4	5DH-12451-00	IMPELLER, WATER PUMP	1	1	1	
5	90201-08512	WASHER, PLATE	1	1	1	
6	93109-11073	OIL SEAL	1	1	1	
7	93102-12106	OIL SEAL (SD 12-22-5 HS)	1	1	1	
8	93306-00105	BEARING (B6001)	1	1	1	
9	5NL-12422-10	COVER, HOUSING	1	1	1	
10	5NL-12439-00	O-RING	1	1	1	
11	93604-10011	PIN, DOWEL	2	2	2	
12	90430-06014	GASKET	1	1	1	
13	95027-06025	BOLT, FLANGE	3	3	3	
14	95027-06065	BOLT, FLANGE	1	1	1	
15	95027-06012	BOLT, FLANGE	1	1	1	



5UM1100-B060

FIG. 6 RADIATOR & HOSE

REF. NO.	PART NO.	DESCRIPTION	SUM8	SUM9	SUMA	REMARKS
1	5NL-1240A-10	RADIATOR ASSY	1	1	1	
2	5NL-12461-10	RADIATOR ASSY	1	1	1	
3	5HD-12462-00	CAP, RADIATOR	1	1	1	
4	90480-15528	GROMMET	6	6	6	
5	90387-06065	COLLAR	6	6	6	
6	95027-06025	BOLT, FLANGE	6	6	6	
7	90201-06571	WASHER, PLATE	6	6	6	
8	5NL-12481-00	PIPE 1	1	1	1	
9	93210-15414	O-RING	1	1	1	
10	91317-06012	BOLT	1	1	1	
11	5SG-12576-00	HOSE 1	1	1	1	
12	5SG-12577-00	HOSE 2	1	1	1	
13	5SG-12578-00	HOSE 3	1	1	1	
14	5SG-12579-00	HOSE 4	1	1	1	
15	90450-25037	HOSE CLAMP ASSY	3	3	3	
16	90450-22017	HOSE CLAMP ASSY	4	4	4	
17	90450-32015	HOSE CLAMP ASSY	1	1	1	
18	95827-06010	BOLT, FLANGE	2	2	2	



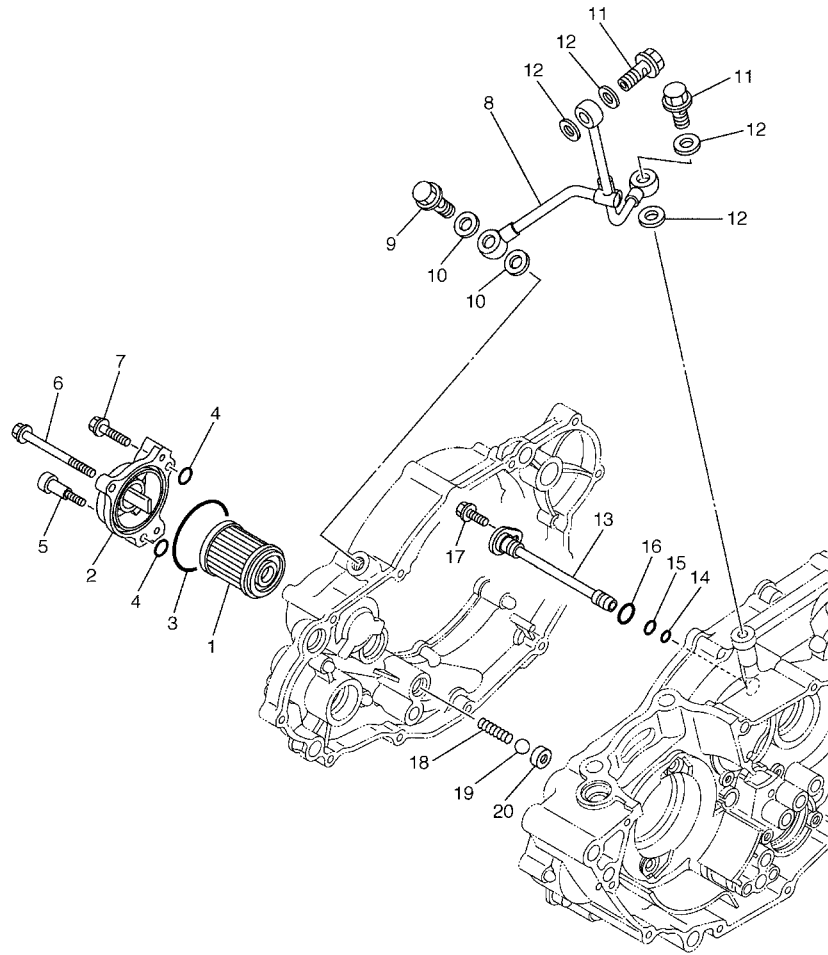
5UL1100-B070

FIG. 7 OIL PUMP

REF. NO.	PART NO.	DESCRIPTION	SUM8	SUM9	SUMA	REMARKS
1	5SG-13300-00	OIL PUMP ASSY	1	1	1	
2	93603-16219	PIN, DOWEL	1	1	1	
3	5NL-13320-00	ROTOR ASSY 2	1	1	1	
4	93440-10153	CIRCLIP	1	1	1	
5	99530-08012	PIN, DOWEL	1	1	1	
6	90110-06058	BOLT, HEXAGON SOCKET HEAD	2	2	2	
7	91314-06030	BOLT	1	1	1	
8	93210-10197	O-RING	1	1	1	
9	99530-10114	PIN, DOWEL	1	1	1	
10	5BE-13342-00	SHAFT, IDLE GEAR	1	1	1	
11	5NL-13341-00	GEAR, OIL PUMP IDLE	1	1	1	
12	99001-08600	CIRCLIP	1	1	1	
13	90201-12166	WASHER, PLATE	1	1	1	
14	99009-12400	CIRCLIP	1	1	1	
15	5NL-13412-00	HOUSING, STRAINER	1	1	1	
16	5NL-13411-00	STRAINER, OIL	1	1	1	
17	95027-06025	BOLT, FLANGE	2	2	2	
18	5XC-13464-00	HOSE, OIL 1	1	1	1	
19	93210-10197	O-RING	1	1	1	
20	99530-10114	PIN, DOWEL	1	1	1	
21	95027-06025	BOLT, FLANGE	1	1	1	
22	90450-22017	HOSE CLAMP ASSY	2	2	2	
23	5XC-13465-00	HOSE, OIL 2	1	1	1	
24	95027-06025	BOLT, FLANGE	1	1	1	
25	93210-10197	O-RING	1	1	1	
26	99530-10114	PIN, DOWEL	1	1	1	



**FIG. 8 OIL CLEANER**



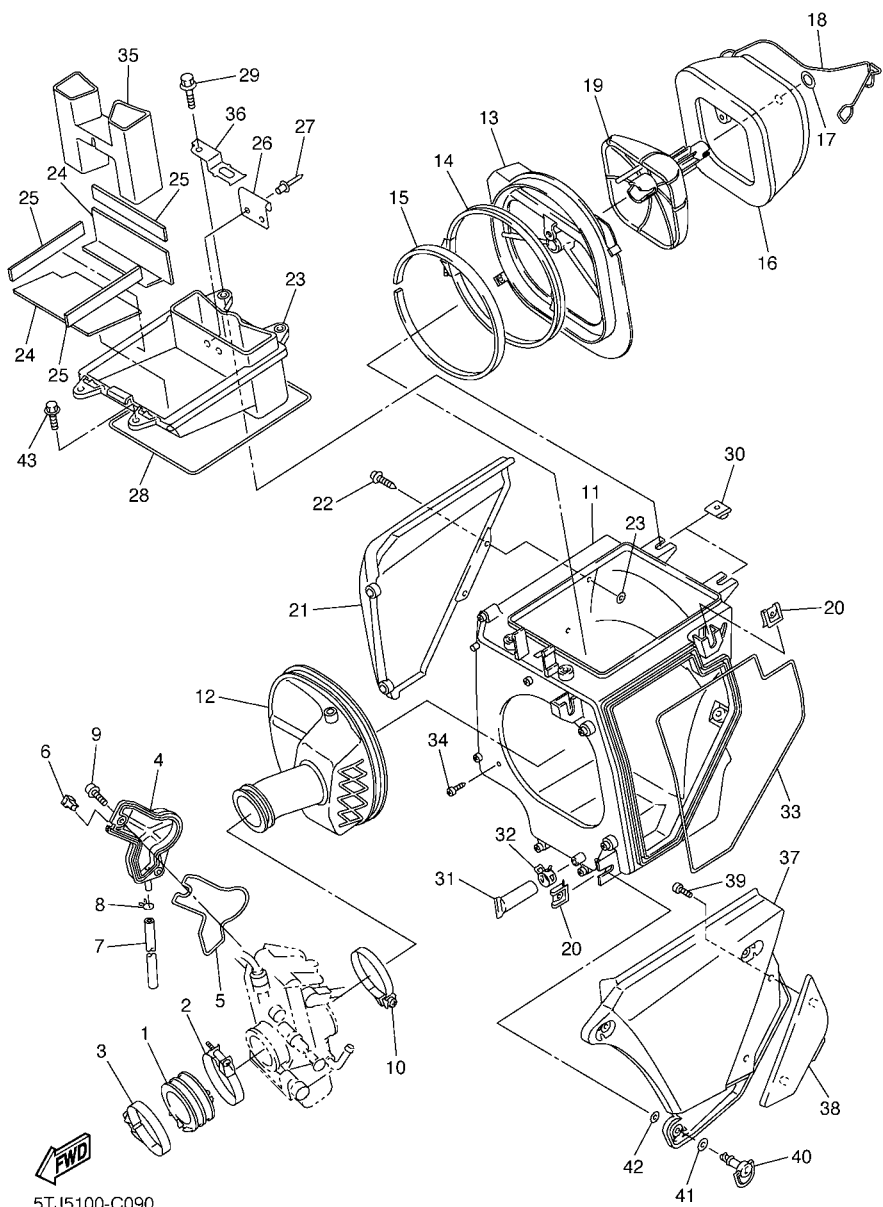
REF. NO.	PART NO.	DESCRIPTION	SUM8	SUM9	SUMA	REMARKS
1	5TA-13440-00	ELEMENT ASSY, OIL CLEANER	1	1	1	
2	5BE-13447-10	COVER, OIL ELEMENT	1	1	1	
3	93210-47675	O-RING	1	1	1	
4	93210-07135	O-RING	3	3	3	
5	90109-065G2	BOLT	1	1	1	
6	91317-06065	BOLT	1	1	1	
7	91317-06025	BOLT	1	1	1	
8	5NL-13161-00	PIPE, DELIVERY 1	1	1	1	
9	90401-10159	BOLT, UNION	1	1	1	
10	90430-10188	GASKET	2	2	2	
11	90401-08038	BOLT, UNION	2	2	2	
12	90430-08119	GASKET	4	4	4	
13	5NL-13171-00	PIPE, DELIVERY 2	1	1	1	
14	93210-07003	O-RING	1	1	1	
15	93210-09008	O-RING	1	1	1	
16	93210-12759	O-RING	1	1	1	
17	95027-06012	BOLT, FLANGE	1	1	1	
18	90501-043E0	SPRING, COMPRESSION	1	1	1	
19	93503-08007	BALL	1	1	1	
20	583-13113-00	SEAT, CHECK BALL	1	1	1	



5XC1100-C080

**FIG. 9 INTAKE**

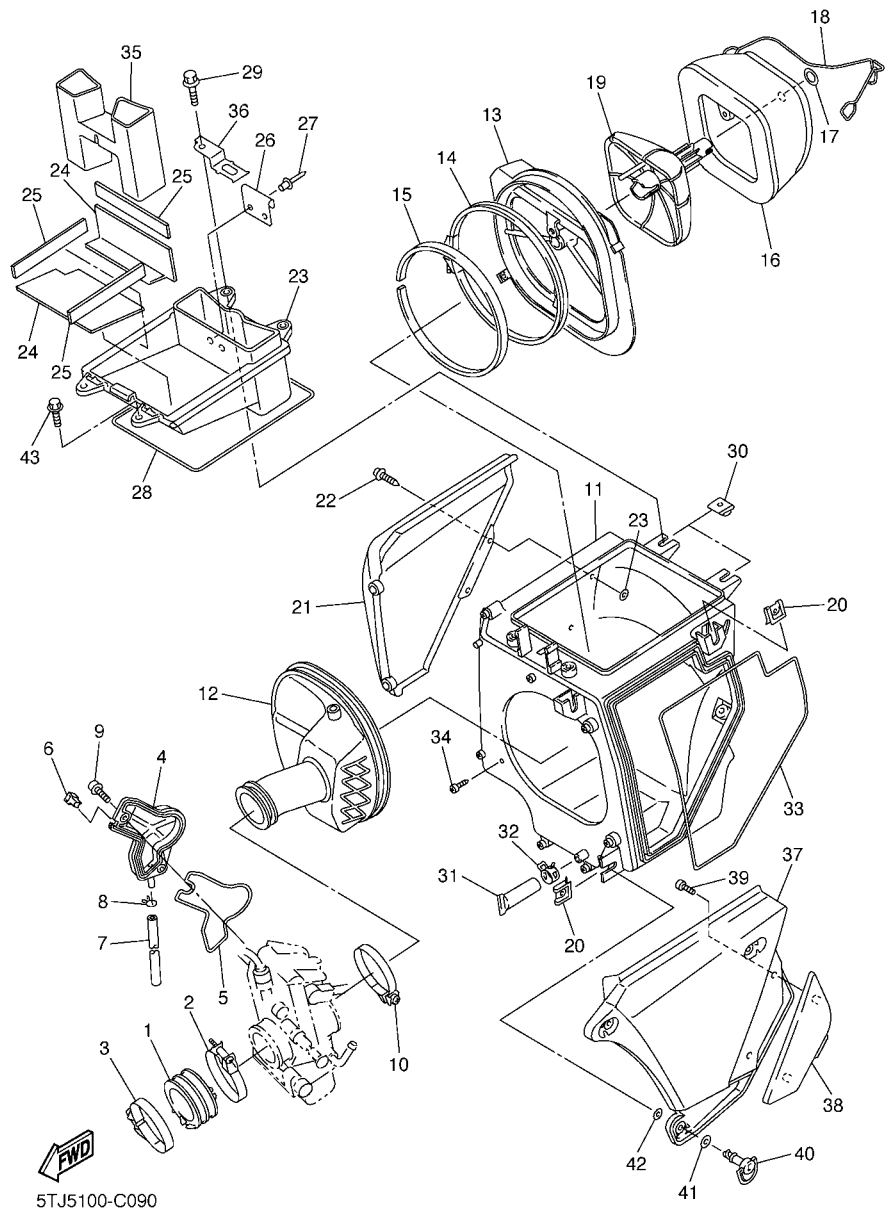
REF. NO.	PART NO.	DESCRIPTION	SUM8	SUM9	SUMA	REMARKS
1	5XC-13597-00	JOINT, CARBURETOR 3	1	1	1	
2	90450-57008	HOSE CLAMP ASSY	1	1	1	
3	90450-54002	HOSE CLAMP ASSY	1	1	1	
4	5TA-14293-00	COVER 1	1	1	1	
5	5TA-14227-00	GASKET	1	1	1	
6	5TA-14239-00	SEAL	1	1	1	
7	5TA-14987-00	HOSE	1	1	1	
8	3TJ-14137-40	CLIP	1	1	1	
9	5TA-14428-00	BOLT	2	2	2	
10	90450-61001	HOSE CLAMP ASSY	1	1	1	
11	5TJ-14401-11	AIR CLEANER CASE ASSY	1	1	1	
12	5TA-14453-01	JOINT, AIR CLEANER 1	1	1	1	
13	5TJ-14459-00	HOLDER, GUIDE	1	1	1	
14	5NY-14455-10	BAND	1	1	1	
15	5NY-14442-00	SPACER	1	1	1	
16	5TJ-14451-00	ELEMENT, AIR CLEANER	1	1	1	
17	5TJ-14475-00	WASHER	1	1	1	
18	5TJ-1441G-00	BINDER 1	1	1	1	
19	5TJ-14458-00	GUIDE	1	1	1	
20	4XV-2177L-01	PLATE, SPRING	3	3	3	
21	5TJ-1441E-10	COVER, CLEANER CASE 2	1	1	1	
22	97707-40016	SCREW, TAPPING	2	2	2	
23	5TJ-14437-10	DUCT	1	1	1	
24	5TJ-14425-10	DAMPER 1	2	2	2	
25	5TJ-14426-00	DAMPER 2	3	3	3	
26	5TJ-14436-00	HOOK	1	1	1	
27	90267-32146	RIVET, BLIND	2	2	2	

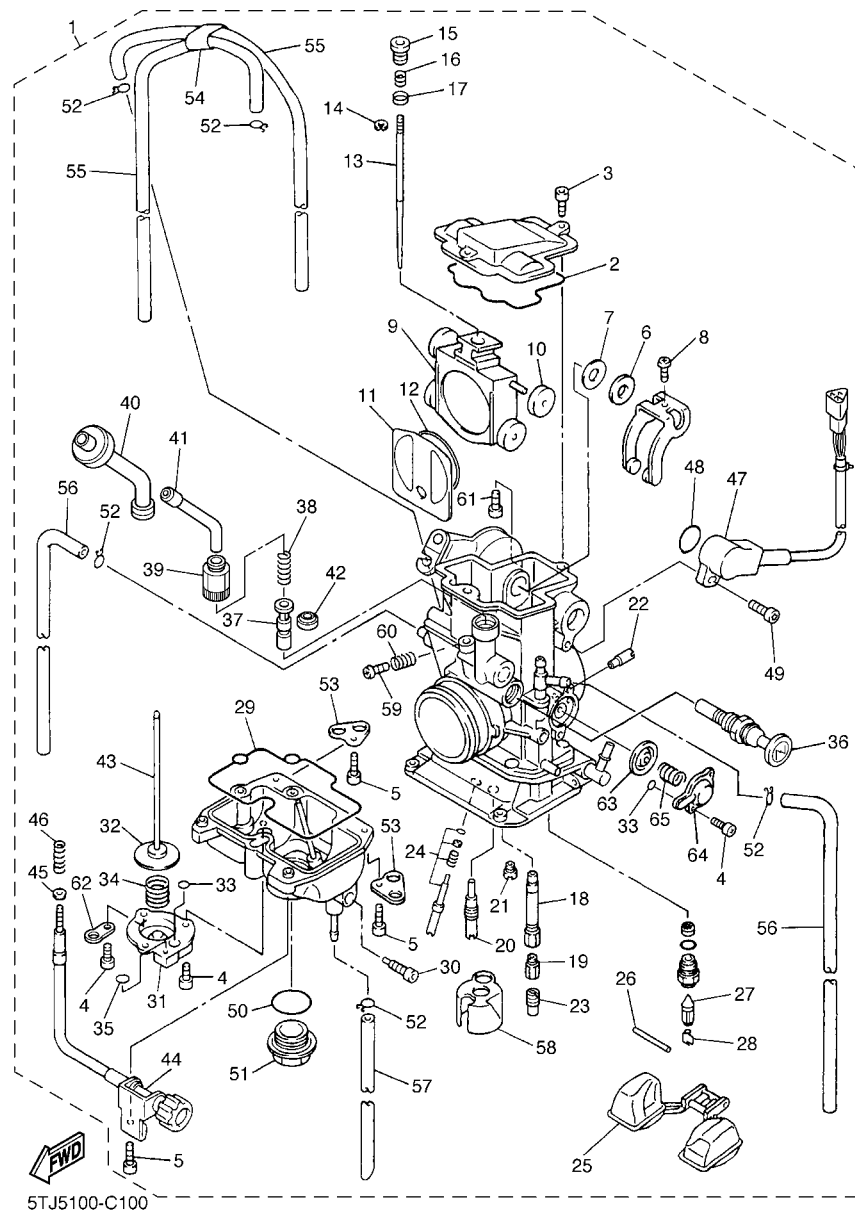


5TJ5100-C090

**FIG. 9 INTAKE**

REF. NO.	PART NO.	DESCRIPTION	SUM8	SUM9	SUMA	REMARKS
28	5TJ-14457-00	SEAL	1	1	1	
29	95027-06020	BOLT, FLANGE	2	2	2	
30	90183-06023	NUT, SPRING	2	2	2	
31	5BF-1443E-00	PIPE, DRAIN	1	1	1	
32	90467-17089	CLIP	1	1	1	
33	5TJ-14462-00	SEAL	1	1	1	
34	97707-50516	SCREW, TAPPING	1	1	1	
35	5TJ-1443A-00	DUCT	1	1	1	
36	5TJ-81953-00	STAY, RELAY	1	1	1	
37	5TJ-1441A-00	COVER, CLEANER CASE 1	1	1	1	
38	5TJ-1442A-00	COVER, CLEANER CASE 3	1	1	1	
39	97707-30512	SCREW, TAPPING	2	2	2	
40	3FV-28386-00	HEAD	3	3	3	
41	2TK-21757-00	WASHER, SPECIAL 1	3	3	3	
42	5TJ-21757-00	WASHER, SPECIAL 1	3	3	3	
43	95827-06016	BOLT, FLANGE	2	2	2	

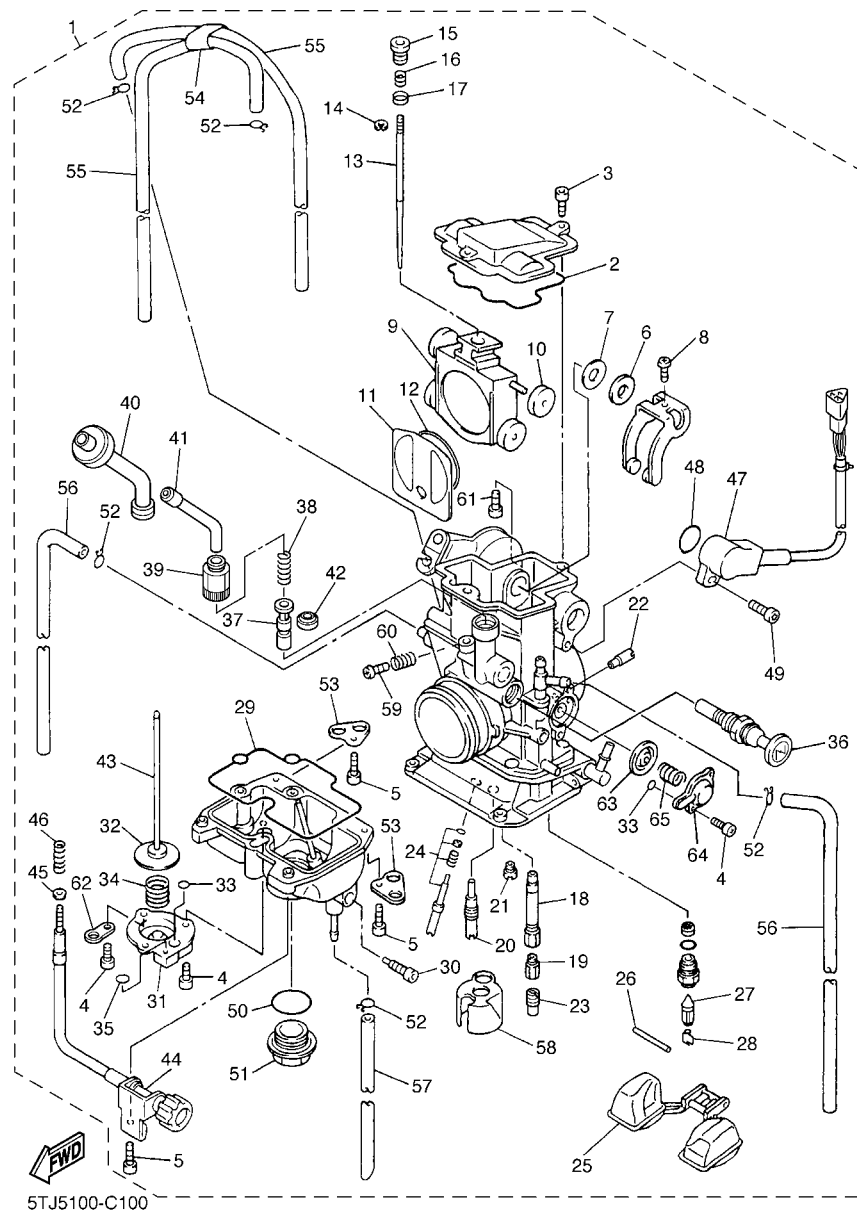




5TJ5100-C100

FIG. 10 CARBURETOR

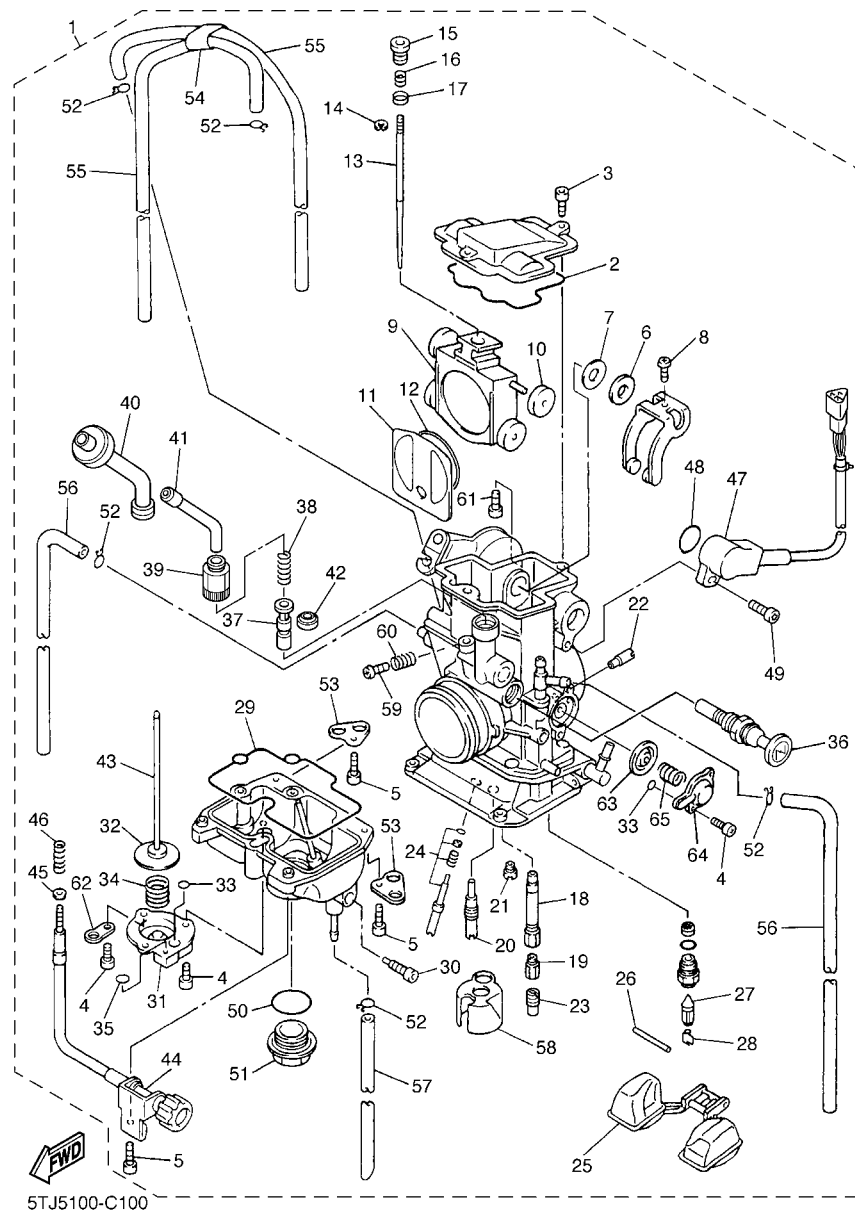
REF. NO.	PART NO.	DESCRIPTION	SUM8	SUM9	SUMA	REMARKS
1	5UM-14101-80	CARBURETOR ASSY 1	1	1	1	
2	5JG-14959-00	.GASKET	1	1	1	
3	91316-04012	.BOLT	2	2	2	
4	688-14592-00	.SCREW	5	5	5	
5	98502-04012	.SCREW, PAN HEAD	4	4	4	
6	90202-08045	.WASHER, PLATE	1	1	1	
7	5JG-14951-00	.WASHER	1	1	1	
8	5JG-14522-00	.SCREW, ADJUST	1	1	1	
9	5JG-14388-00	.VALVE, VACUUM CONTROL	1	1	1	
10	3TJ-14267-40	.ROLLER	1	1	1	
11	5JG-14546-01	.VALVE, NEEDLE	1	1	1	
12	4FN-14997-00	.SEAL	1	1	1	
13	5UM-14916-EP	.NEEDLE (#OBERP)	1	1	1	STD
	5UM-14916-EL	.NEEDLE (#OBERL)	1	1	1	AP
	5UM-14916-EM	.NEEDLE (#OBERM)	1	1	1	AP
	5UM-14916-EN	.NEEDLE (#OBERN)	1	1	1	AP
	5UM-14916-E1	.NEEDLE (#OBERQ)	1	1	1	AP
	5UM-14916-ER	.NEEDLE (#OBERR)	1	1	1	AP
	5UM-14916-ES	.NEEDLE (#OBERS)	1	1	1	AP
	5UM-14916-EK	.NEEDLE (#OBERK)	1	1	1	AP
	5JG-14916-1L	.NEEDLE (#OBEQL)	1	1	1	AP
	5JG-14916-1M	.NEEDLE (#OBEQM)	1	1	1	AP
	5JG-14916-1N	.NEEDLE (#OBEQN)	1	1	1	AP
	5JG-14916-1P	.NEEDLE (#OBEQP)	1	1	1	AP
	5JG-14916-11	.NEEDLE (#OBEQQ)	1	1	1	AP
	5JG-14916-1R	.NEEDLE (#OBEQR)	1	1	1	AP
	5JG-14916-1S	.NEEDLE (#OBEQS)	1	1	1	AP



5TJ5100-C100

FIG. 10 CARBURETOR

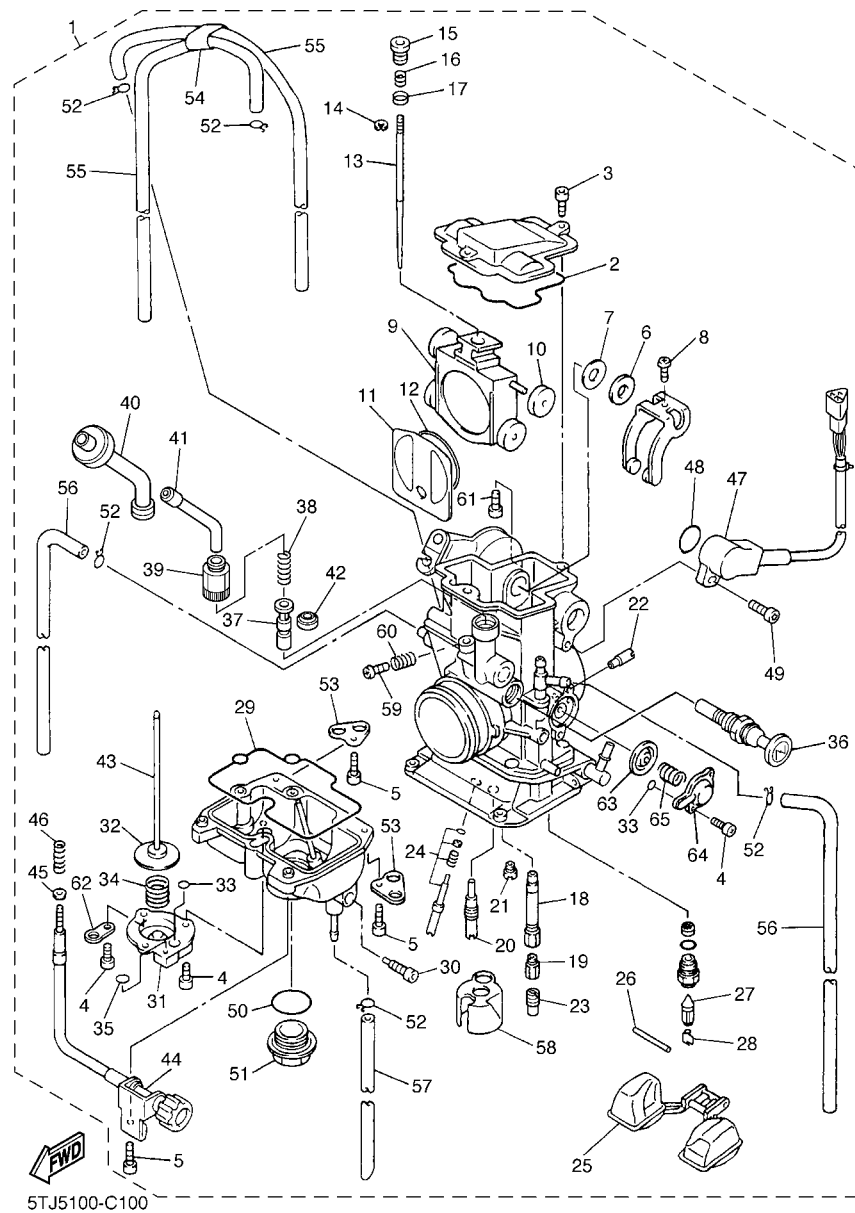
REF. NO.	PART NO.	DESCRIPTION	SUM8	SUM9	SUMA	REMARKS
14	3TJ-14159-40	.CLIP	1	1	1	
15	5JG-14521-00	.SCREW, ADJUST	1	1	1	
16	5JG-14275-00	.SPRING	1	1	1	
17	5JG-14264-00	.COLLAR	1	1	1	
18	5JG-14947-00	.NOZZLE, MAIN	1	1	1	
19	4MX-14943-91	.JET, MAIN (#168)	1	1	1	STD
	4MX-14943-89	.JET, MAIN (#158)	1	1	1	AP
	4MX-14943-39	.JET, MAIN (#160)	1	1	1	AP
	4MX-14943-90	.JET, MAIN (#162)	1	1	1	AP
	4MX-14943-40	.JET, MAIN (#165)	1	1	1	AP
	4MX-14943-41	.JET, MAIN (#170)	1	1	1	AP
	4MX-14943-92	.JET, MAIN (#172)	1	1	1	AP
	4MX-14943-42	.JET, MAIN (#175)	1	1	1	AP
	4MX-14943-93	.JET, MAIN (#178)	1	1	1	AP
20	4MX-14948-03	.JET, SLOW (#40)	1	1	1	STD
	4MX-14948-01	.JET, SLOW (#35)	1	1	1	AP
	4MX-14948-02	.JET, SLOW (#38)	1	1	1	AP
	4MX-14948-04	.JET, SLOW (#42)	1	1	1	AP
	4MX-14948-05	.JET, SLOW (#45)	1	1	1	AP
21	3TJ-1494F-16	.JET (#72)	1	1	1	STD
	3TJ-1494F-14	.JET (#68)	1	1	1	AP
	3TJ-1494F-15	.JET (#70)	1	1	1	AP
	3TJ-1494F-17	.JET (#75)	1	1	1	AP
	3TJ-1494F-18	.JET (#78)	1	1	1	AP
22	5TA-14943-15	.JET, MAIN (#70)	1	1	1	
23	4JT-1494F-25	.JET (#95)	1	1	1	STD
	4JT-1494F-13	.JET (#65)	1	1	1	AP



5TJ5100-C100

FIG. 10 CARBURETOR

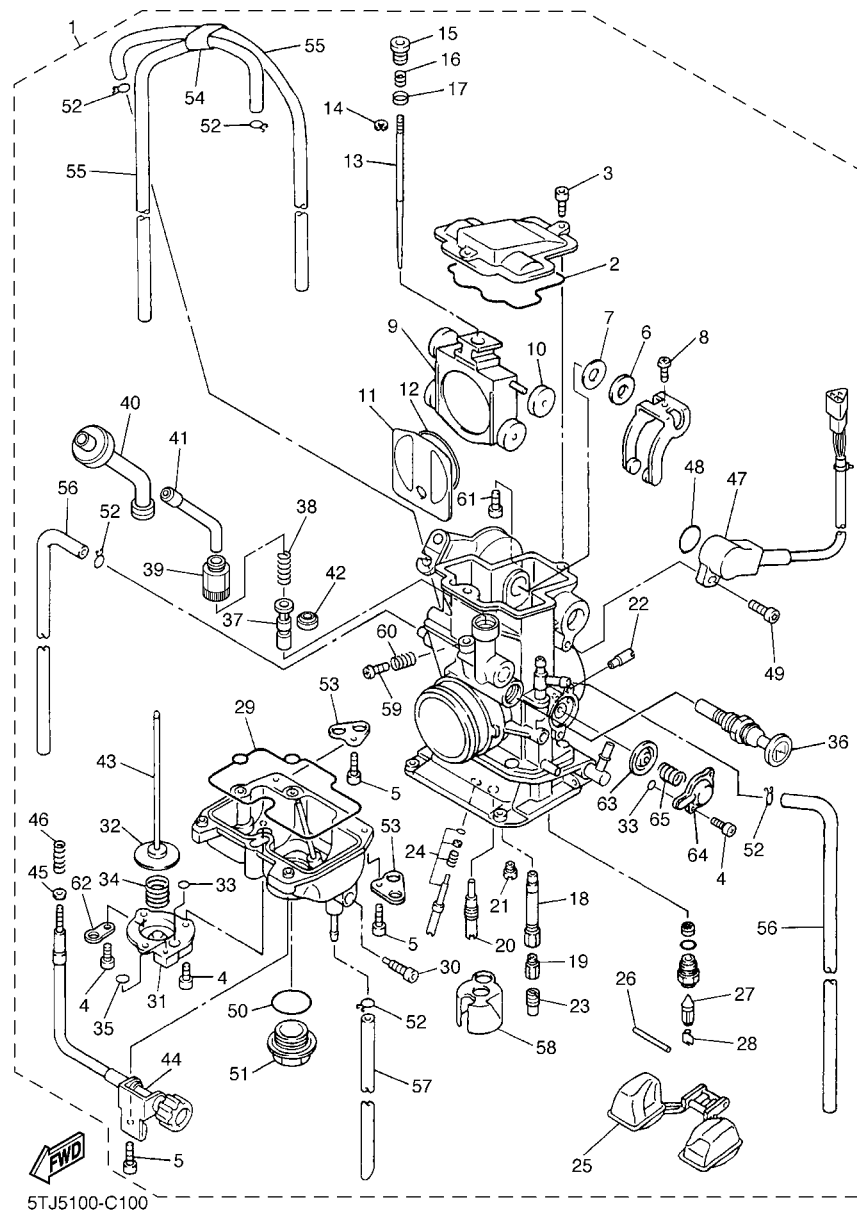
REF. NO.	PART NO.	DESCRIPTION	SUM8	SUM9	SUMA	REMARKS
23	4JT-1494F-15	.JET (#70)	1	1	1	AP
	4JT-1494F-17	.JET (#75)	1	1	1	AP
	4JT-1494F-19	.JET (#80)	1	1	1	AP
	4JT-1494F-21	.JET (#85)	1	1	1	AP
	4JT-1494F-23	.JET (#90)	1	1	1	AP
	4JT-1494F-27	.JET(#100)	1	1	1	AP
	4JT-1494F-28	.JET (#105)	1	1	1	AP
	4JT-1494F-29	.JET(#110)	1	1	1	AP
	4JT-1494F-30	.JET (#115)	1	1	1	AP
	4JT-1494F-31	.JET(#120)	1	1	1	AP
	4JT-1494F-32	.JET (#125)	1	1	1	AP
	4JT-1494F-33	.JET(#130)	1	1	1	AP
24	5NL-14105-00	.PILOT SCREW SET	1	1	1	
25	4SR-14985-00	.FLOAT	1	1	1	
26	676-14548-00	.PIN, FLOAT ARM	1	1	1	
27	4MX-14392-00	.VALVE, NEEDLE	1	1	1	
28	633-14159-00	.CLIP	1	1	1	
29	5JG-14984-00	.GASKET, FLOAT CHAMBER	1	1	1	
30	3TJ-14191-40	.PLUG, DRAIN	1	1	1	
31	3TJ-14293-40	.COVER 1	1	1	1	
32	5JG-14940-76	.DIAPHRAGM ASSY	1	1	1	STD
	5JG-14940-16	.DIAPHRAGM ASSY	1	1	1	AP
	5JG-14940-17	.DIAPHRAGM ASSY	1	1	1	AP
	5JG-14940-18	.DIAPHRAGM ASSY	1	1	1	AP
33	3TJ-14536-40	.GASKET	2	2	2	
34	3TJ-14933-40	.SPRING, DIAPHRAGM	1	1	1	
35	6H4-14561-00	.O-RING	1	1	1	



5TJ5100-C100

FIG. 10 CARBURETOR

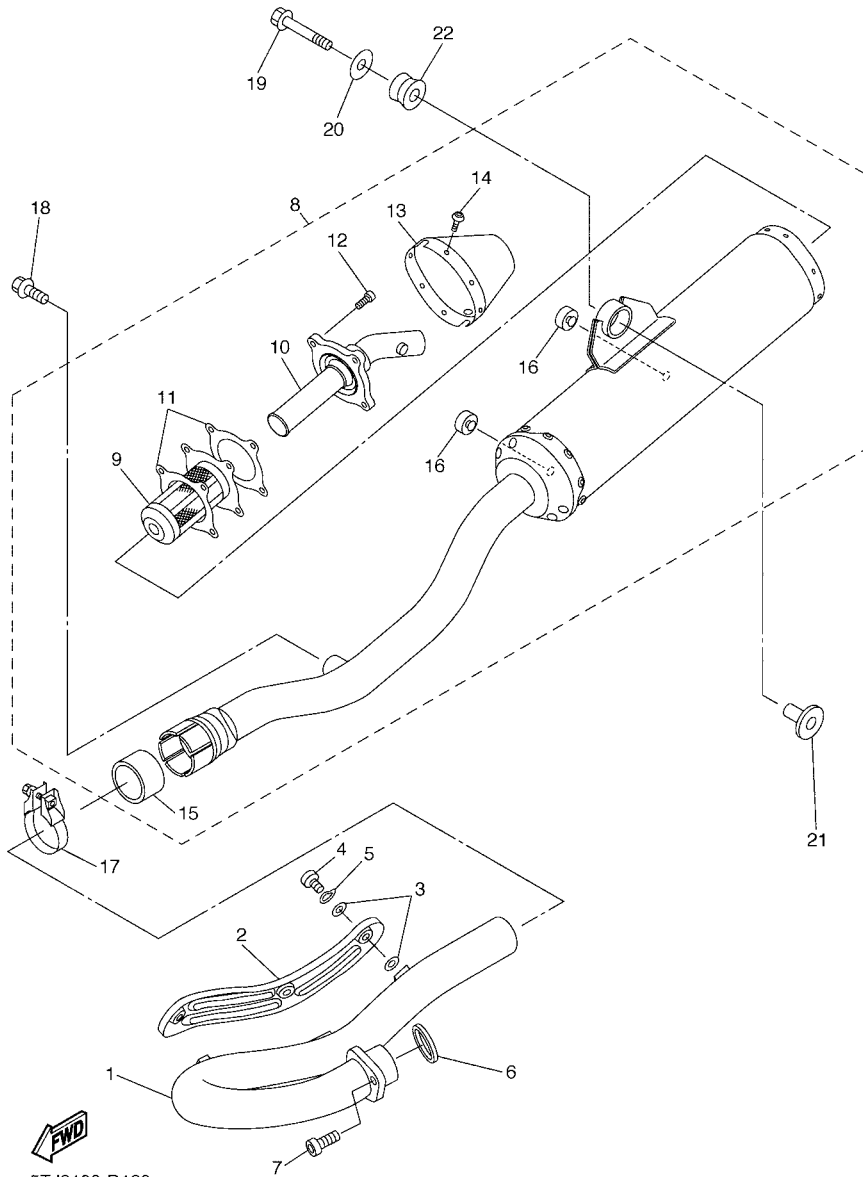
REF. NO.	PART NO.	DESCRIPTION	SUM8	SUM9	SUMA	REMARKS
36	5TA-14171-00	.PLUNGER, STARTER	1	1	1	
37	5TA-14371-00	.PLUNGER, STARTER	1	1	1	
38	5TA-14335-00	.SPRING, PLUNGER	1	1	1	
39	5TA-14991-00	.SCREW	1	1	1	
40	5TA-14374-00	.CAP, PLUNGER	1	1	1	
41	5TA-14155-00	.GUIDE, CABLE	1	1	1	
42	5TA-14997-00	.SEAL	1	1	1	
43	5JG-14379-00	.ROD, STARTER	1	1	1	
44	5JG-14922-00	.SCREW, THROTTLE	1	1	1	
45	90201-08410	.WASHER, PLATE	1	1	1	
46	5TA-14934-00	.SPRING, THROTTLE STOP	1	1	1	
47	5TA-85885-00	.THROTTLE SENSOR ASSY	1	1	1	
48	5NX-14562-00	.O-RING	1	1	1	
49	5NX-14216-00	.SCREW	1	1	1	
50	4MX-14561-00	.O-RING	1	1	1	
51	4MX-14115-00	.PLUG, SCREW	1	1	1	
52	3TJ-14137-40	.CLIP	5	5	5	
53	5BE-14146-00	.PLATE	2	2	2	
54	5TA-14261-00	.HOLDER	1	1	1	
55	5UL-14196-00	.PIPE	2	2	2	
56	5TA-14197-00	.PIPE	2	2	2	
57	5TJ-14987-00	.HOSE	1	1	1	
58	5JG-14346-00	.PLATE	1	1	1	
59	5JG-14565-00	.SCREW	1	1	1	
60	5JG-14531-00	.SPRING, ADJUST SCREW	1	1	1	
61	5GS-14591-00	.SCREW	1	1	1	
62	5PA-14146-00	.PLATE	1	1	1	



**FIG. 10 CARBURETOR**

REF. NO.	PART NO.	DESCRIPTION	SUM8	SUM9	SUMA	REMARKS
63	5GS-14940-00	.DIAPHRAGM ASSY	1	1	1	
64	5GS-14958-00	.COVER, DIAPHRAGM	1	1	1	
65	5GS-14933-00	.SPRING, DIAPHRAGM	1	1	1	
-----						
-----						
-----						
-----						
-----						
-----						
-----						
-----						
-----						
-----						

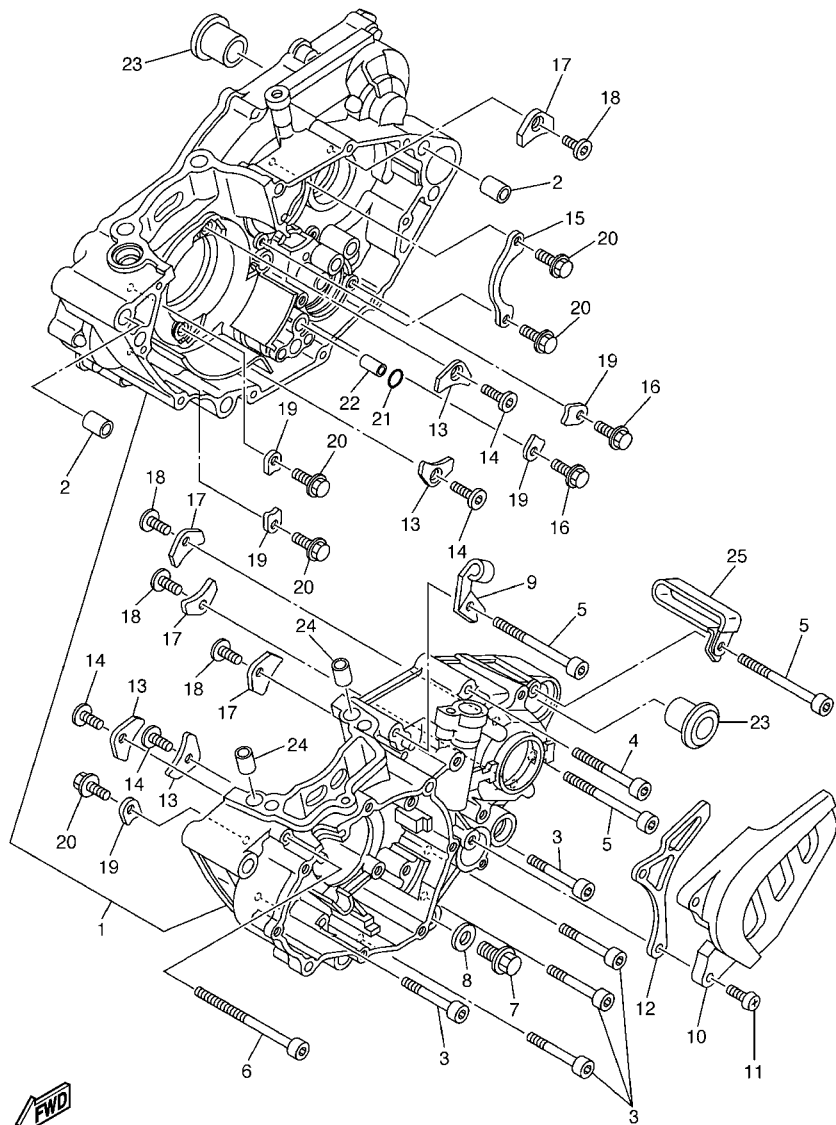




5TJ8100-D120

FIG. 11 EXHAUST

REF. NO.	PART NO.	DESCRIPTION	SUM8	SUM9	SUMA	REMARKS
1	5XC-14611-00	PIPE, EXHAUST 1	1	1	1	
2	5XC-14628-00	PROTECTOR, EXHAUST PIPE	1	1	1	
3	4BD-14766-00	WASHER, PROTECTOR	6	6	6	
4	98980-06008	SCREW, BIND	3	3	3	
5	90206-06090	WASHER, WAVE	3	3	3	
6	5NL-14613-00	GASKET, EXHAUST PIPE	1	1	1	
7	91317-08020	BOLT	1	1	1	
8	5UM-14710-80	MUFFLER ASSY 1	1	1	1	
9	5TJ-14780-00	.SPARK ARRESTER ASSY	1	1	1	
10	5TJ-14784-00	.PIPE, TAIL	1	1	1	
11	5TJ-14623-00	.GASKET, EXHAUST PIPE	2	2	2	
12	91314-05008	.BOLT	4	4	4	
13	5TJ-14799-00	.CAP	1	1	1	
14	92014-05008	.BOLT, BUTTON HEAD	6	6	6	
15	5PH-14714-00	.GASKET, MUFFLER	1	1	1	
16	22W-24181-00	.DAMPER, LOCATING 1	2	2	2	
17	5BE-14788-00	BAND, SILENCER	1	1	1	
18	90105-08057	BOLT, FLANGE	1	1	1	
19	90105-08659	BOLT, FLANGE	1	1	1	
20	90201-08008	WASHER, PLATE	1	1	1	
21	90387-0814J	COLLAR	1	1	1	
22	5BE-14747-00	DAMPER, MUFFLER	1	1	1	



5UM5100-C120

FIG. 12 CRANKCASE

REF. NO.	PART NO.	DESCRIPTION	SUM8	SUM9	SUMA	REMARKS
1	5UM-15150-10	CRANKCASE ASSY	1	1	1	
2	93612-16254	PIN, DOWEL	2	2	2	
3	91317-06045	BOLT	5	5	5	
4	91317-06055	BOLT	1	1	1	
5	91317-06070	BOLT	3	3	3	
6	91317-06100	BOLT	1	1	1	
7	95027-10016	BOLT, FLANGE	1	1	1	
8	90430-10188	GASKET	1	1	1	
9	5NL-15441-01	HOLDER, CLUTCH CABLE	1	1	1	
10	5BE-15421-01	COVER, CRANKCASE 2	1	1	1	
11	98507-06025	SCREW, PAN HEAD	2	2	2	
12	5NL-17466-00	GUIDE, CHAIN	1	1	1	
13	5BE-15383-01	PLATE, BEARING COVER	4	4	4	
14	90149-06126	SCREW	4	4	4	
15	5NL-15388-00	PLATE, BEARING COVER	1	1	1	
16	90105-06553	BOLT, FLANGE	2	2	2	
17	4JT-15381-01	PLATE, BEARING COVER	4	4	4	
18	90149-06326	SCREW	4	4	4	
19	5DH-18562-00	PLATE, STOPPER 2	5	5	5	
20	90105-06553	BOLT, FLANGE	5	5	5	
21	93210-10197	O-RING	1	1	1	
22	99530-10114	PIN, DOWEL	1	1	1	
23	90387-18007	COLLAR	2	2	2	
24	99530-10116	PIN, DOWEL	2	2	2	
25	90465-10013	CLAMP	1	1	1	

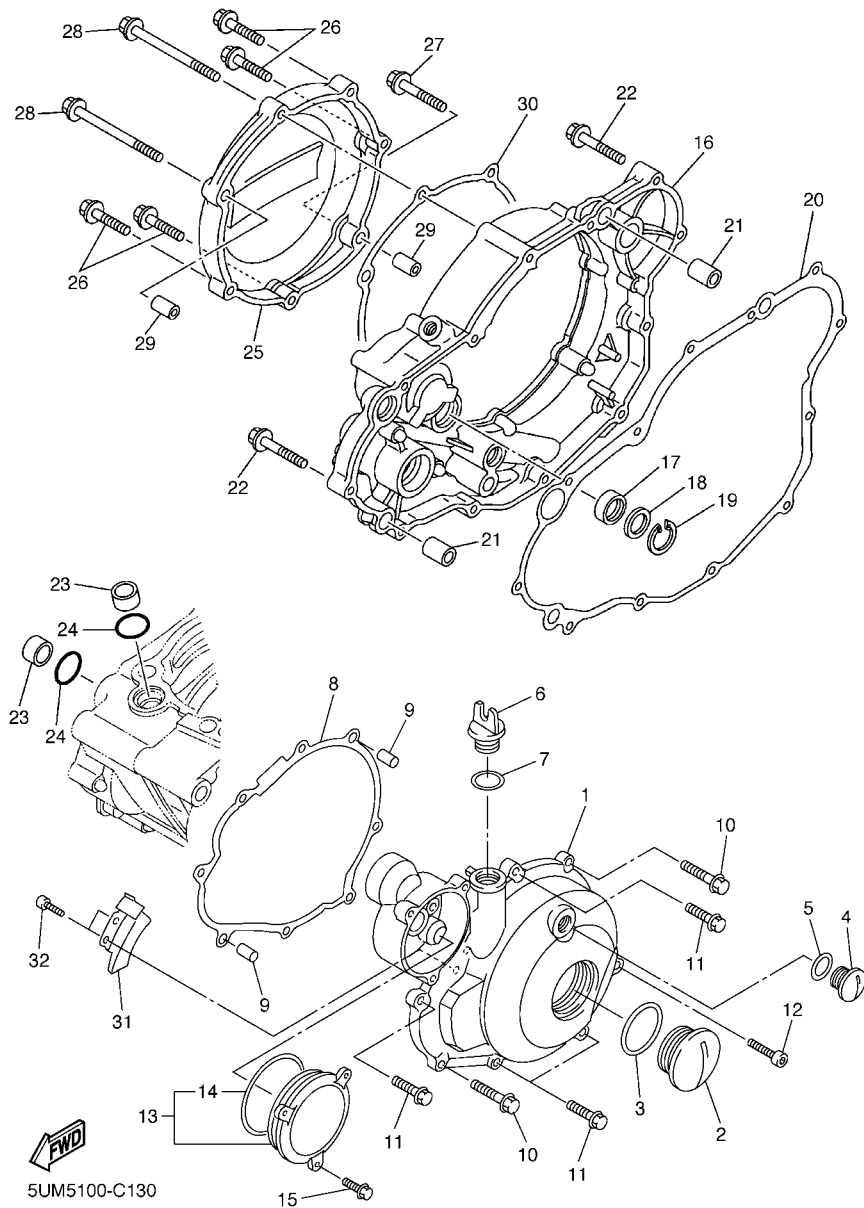


FIG. 13 CRANKCASE COVER 1

REF. NO.	PART NO.	DESCRIPTION	SUM8	SUM9	SUMA	REMARKS
1	5UM-15411-10	COVER, CRANKCASE 1	1	1	1	
2	90340-27002	PLUG, STRAIGHT SCREW	1	1	1	
3	93210-27370	O-RING	1	1	1	
4	90340-14128	PLUG, STRAIGHT SCREW	1	1	1	
5	93210-14369	O-RING	1	1	1	
6	3Y1-15363-00	PLUG, OIL	1	1	1	
7	93210-19123	O-RING	1	1	1	
8	5UM-15451-00	GASKET, CRANKCASE COVER 1	1	1	1	
9	99530-08016	PIN, DOWEL	2	2	2	
10	95027-06040	BOLT, FLANGE	2	2	2	
11	95027-06030	BOLT, FLANGE	4	4	4	
12	91317-06110	BOLT	1	1	1	
13	5UM-1549B-10	COVER ASSY 2	1	1	1	
14	93210-60426	O-RING	1	1	1	
15	95027-06016	BOLT, FLANGE	3	3	3	
16	5NL-15431-10	COVER, CRANKCASE 3	1	1	1	
17	93101-14164	OIL SEAL	1	1	1	
18	90201-15701	WASHER, PLATE (T=1.0)	1	1	1	
19	99009-22500	CIRCLIP	1	1	1	
20	5NL-15462-00	GASKET, CRANKCASE COVER 3	1	1	1	
21	91812-16001	PIN, DOWEL	2	2	2	
22	95027-06035	BOLT, FLANGE	8	8	8	
23	5NL-12564-00	PIPE, WATER	2	2	2	
24	93210-16716	O-RING	2	2	2	
25	5NL-15415-00	COVER 1	1	1	1	
26	95027-06025	BOLT, FLANGE	4	4	4	
27	95027-06035	BOLT, FLANGE	1	1	1	

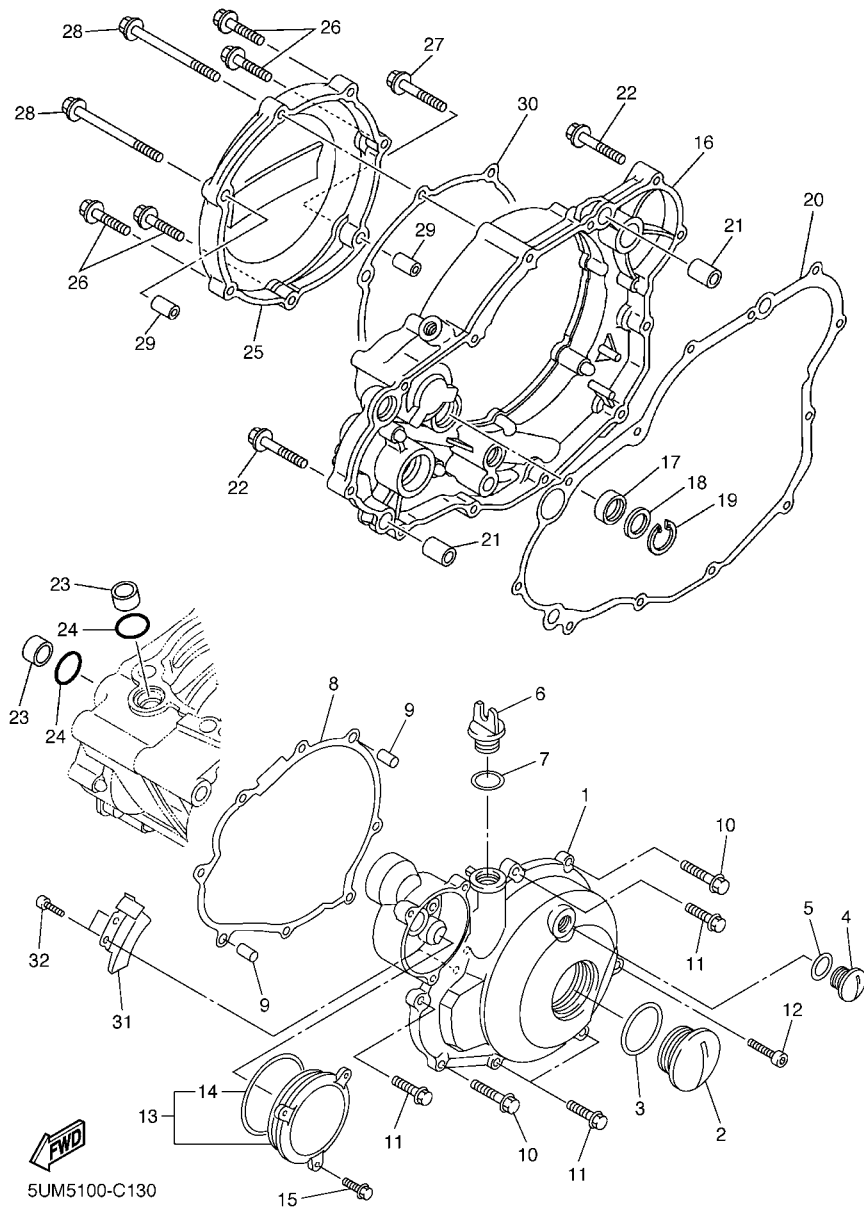
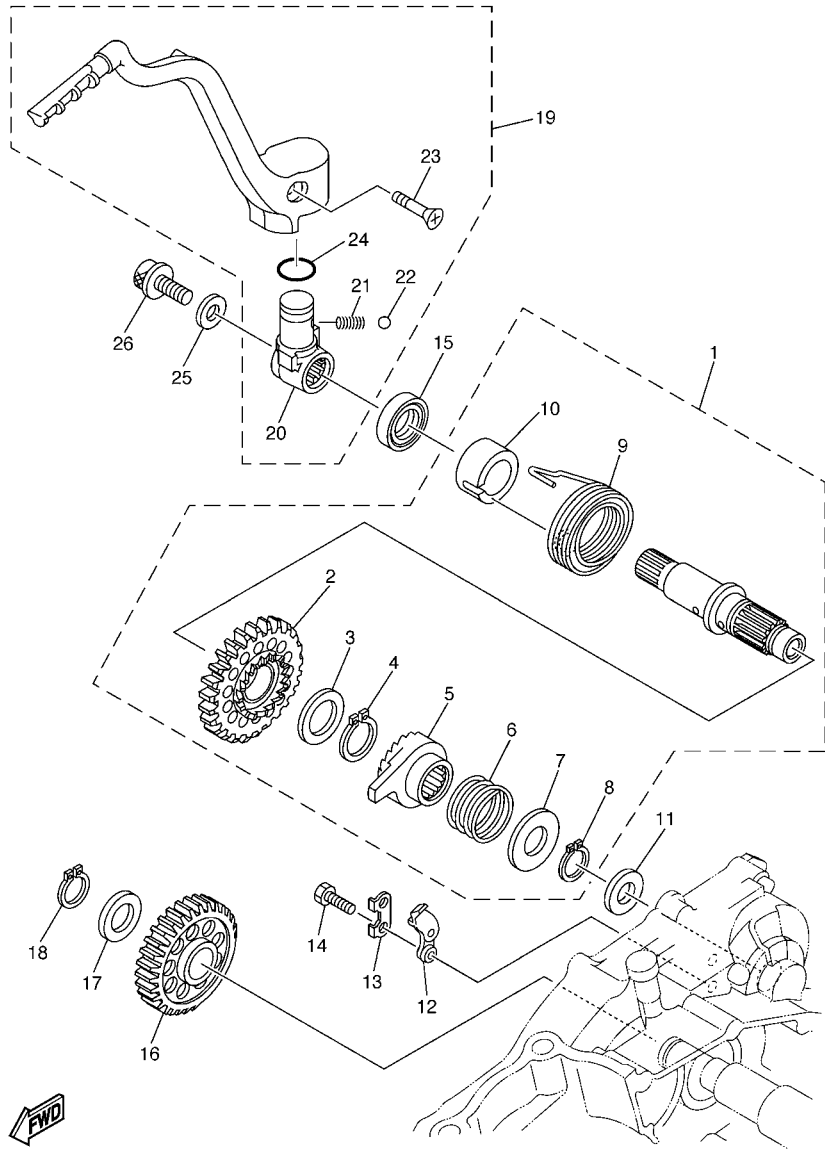


FIG. 13 CRANKCASE COVER 1

REF. NO.	PART NO.	DESCRIPTION	5UM8	5UM9	5UMA	REMARKS
28	90105-065A1	BOLT, FLANGE	2	2	2	
29	99530-08016	PIN, DOWEL	2	2	2	
30	5NL-15453-00	GASKET 1	1	1	1	
31	5UM-81528-00	CLAMP 1	1	1	1	
32	91317-05012	BOLT	2	2	2	
-----						
-----						
-----						
-----						
-----						
-----						
-----						
-----						
-----						
-----						

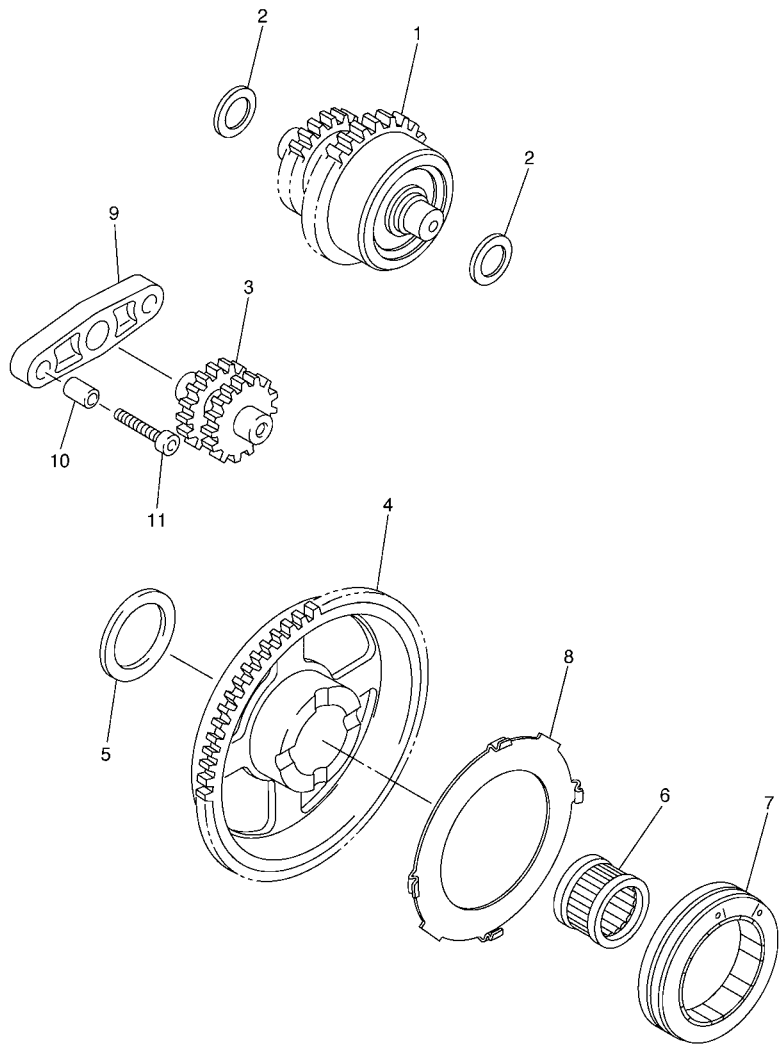
FIG. 14 STARTER



  
5SG1100-2140

REF. NO.	PART NO.	DESCRIPTION	SUM8	SUM9	SUMA	REMARKS
1	5NL-15601-00	KICK SHAFT ASSY	1	1	1	
2	5NL-15641-00	.GEAR, KICK	1	1	1	
3	90201-20685	.WASHER, PLATE (T=0.5)	1	1	1	
4	93410-20038	.CIRCLIP	1	1	1	
5	4GY-15671-00	.WHEEL, RATCHET	1	1	1	
6	90501-16016	.SPRING, COMPRESSION	1	1	1	
7	90201-167P7	.WASHER, PLATE	1	1	1	
8	99009-16400	.CIRCLIP	1	1	1	
9	90508-30743	.SPRING, TORSION	1	1	1	
10	5NL-15664-00	.GUIDE, SPRING	1	1	1	
11	90201-162H4	WASHER, PLATE	1	1	1	
12	5SG-15668-00	STOPPER	1	1	1	
13	214-15686-00	WASHER, LOCK	1	1	1	
14	90101-06001	BOLT	2	2	2	
15	93102-18278	OIL SEAL	1	1	1	
16	5NL-15651-00	GEAR, KICK IDLE	1	1	1	
17	90201-177G4	WASHER, PLATE	1	1	1	
18	99009-17400	CIRCLIP	1	1	1	
19	5NL-15620-10	KICK CRANK ASSY	1	1	1	
20	5NX-15621-10	.BOSS, KICK CRANK	1	1	1	
21	90501-147A5	.SPRING, COMPRESSION	1	1	1	
22	93507-32009	.BALL	1	1	1	
23	90152-06010	.SCREW, COUNTERSUNK	1	1	1	
24	93210-17570	.O-RING	1	1	1	
25	90201-08326	WASHER, PLATE	1	1	1	
26	90109-082G0	BOLT	1	1	1	

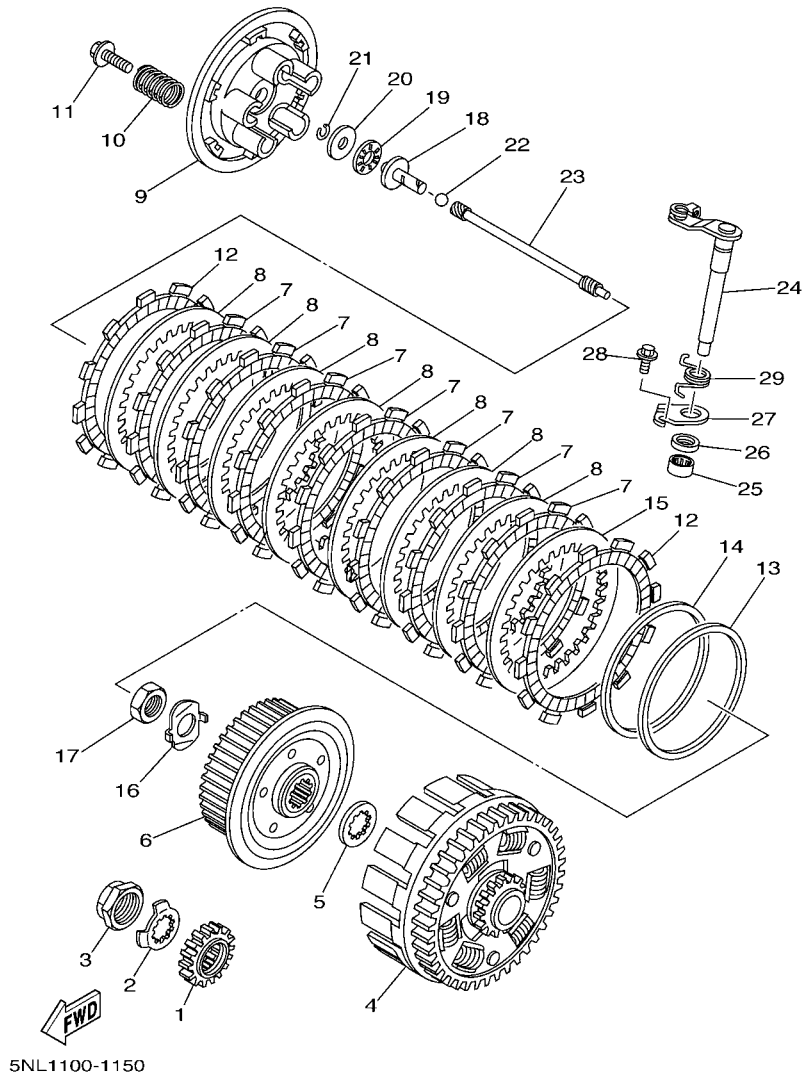
**FIG. 15 STARTER CLUTCH**



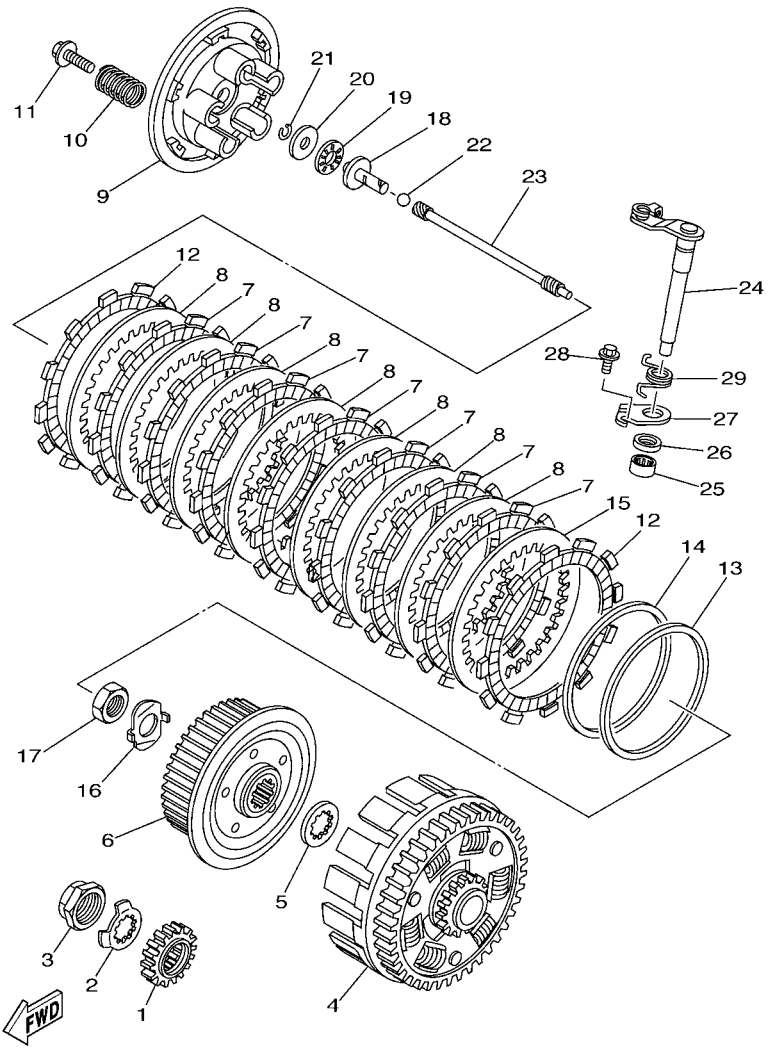
REF. NO.	PART NO.	DESCRIPTION	SUM8	SUM9	SUMA	REMARKS
1	5UM-15560-00	DAMPER ASSY	1	1	1	
2	90201-104R2	WASHER, PLATE	2	2	2	
3	5UM-15517-00	GEAR, IDLER 2	1	1	1	
4	5UM-15515-10	GEAR 3	1	1	1	
5	90201-203L1	WASHER, PLATE	1	1	1	
6	93310-42057	BEARING	1	1	1	
7	5UM-15570-00	STARTER CLUTCH ASSY	1	1	1	
8	5VY-15586-00	PLATE, STARTER CLUTCH ASSY	1	1	1	
9	5UM-15532-00	PLATE, IDLE GEAR	1	1	1	
10	99530-08012	PIN, DOWEL	2	2	2	
11	91317-06025	BOLT	2	2	2	

 5UM5100-C150

FIG. 16 CLUTCH



REF. NO.	PART NO.	DESCRIPTION	SUM8	SUM9	SUMA	REMARKS
1	5NL-16111-00	GEAR, PRIMARY DRIVE	1	1	1	
2	90215-20003	WASHER, LOCK	1	1	1	
3	90179-18001	NUT	1	1	1	
4	5NL-16150-10	PRIMARY DRIVEN GEAR COMP.	1	1	1	
5	5NL-16154-00	PLATE, THRUST 1	1	1	1	
6	5NL-16371-00	BOSS, CLUTCH	1	1	1	
7	5DH-16321-00	PLATE, FRICTION	7	7	7	
8	5NL-16325-00	PLATE, CLUTCH 2	7	7	7	
9	5HD-16351-00	PLATE, PRESSURE 1	1	1	1	
10	90501-220A0	SPRING, COMPRESSION	5	5	5	
11	90159-06092	SCREW, WITH WASHER	5	5	5	
12	3XJ-16321-00	PLATE, FRICTION	2	2	2	
13	5NL-16384-00	PLATE, SEAT	1	1	1	
14	5NL-16383-10	SPRING, CLUTCH BOSS	1	1	1	
15	5NL-16325-10	PLATE, CLUTCH 2	1	1	1	
16	90215-16289	WASHER, LOCK	1	1	1	
17	90170-16326	NUT	1	1	1	
18	5NL-16356-00	ROD, PUSH 1	1	1	1	
19	93340-21008	BEARING	1	1	1	
20	90201-080H1	WASHER, PLATE	1	1	1	
21	93440-07182	CIRCLIP	1	1	1	
22	93511-32027	BALL	1	1	1	
23	5NL-16357-10	ROD, PUSH 2	1	1	1	
24	5JG-16381-00	PUSH LEVER COMP.	1	1	1	
25	93317-11287	BEARING	1	1	1	
26	93102-12224	OIL SEAL	1	1	1	
27	4JT-16384-00	PLATE, SEAT	1	1	1	



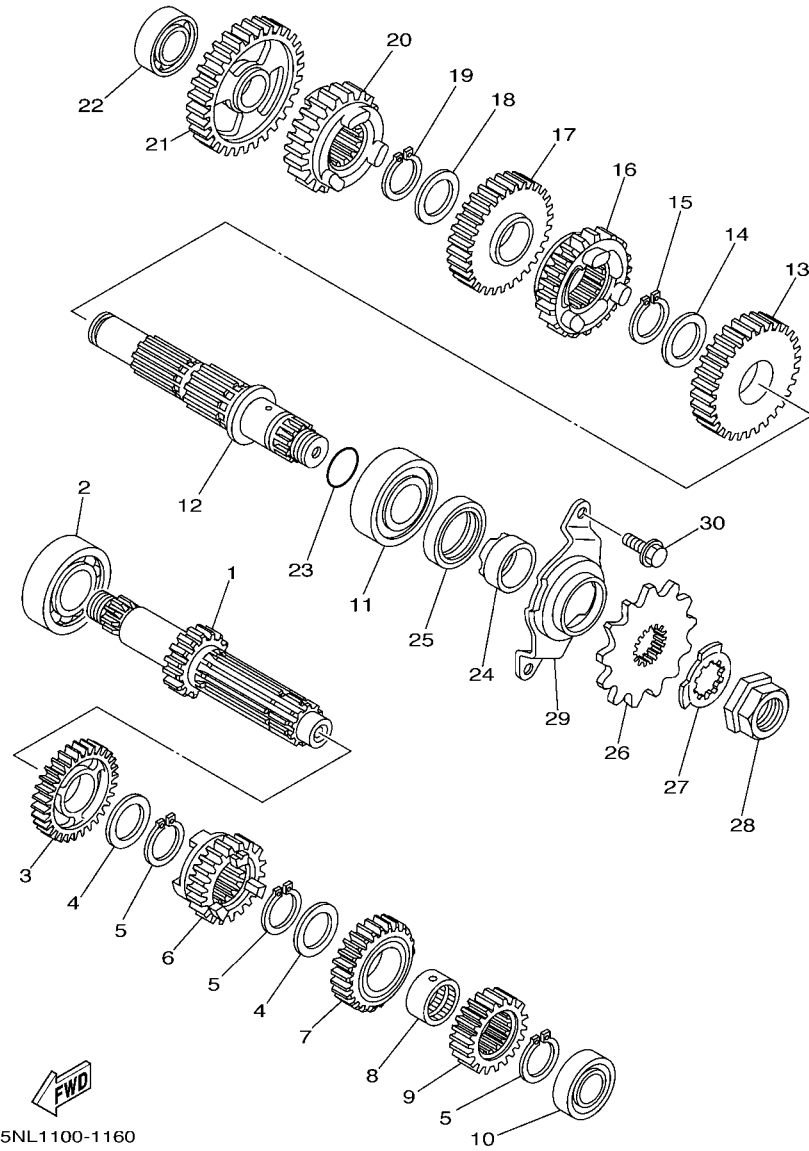
5NL1100-1150

FIG. 16 CLUTCH

REF. NO.	PART NO.	DESCRIPTION	SUM8	SUM9	SUMA	REMARKS
28	95027-06010	BOLT, FLANGE	1	1	1	
29	90508-12018	SPRING, TORSION	1	1	1	
-----						
-----						
-----						
-----						
-----						
-----						
-----						
-----						
-----						
-----						

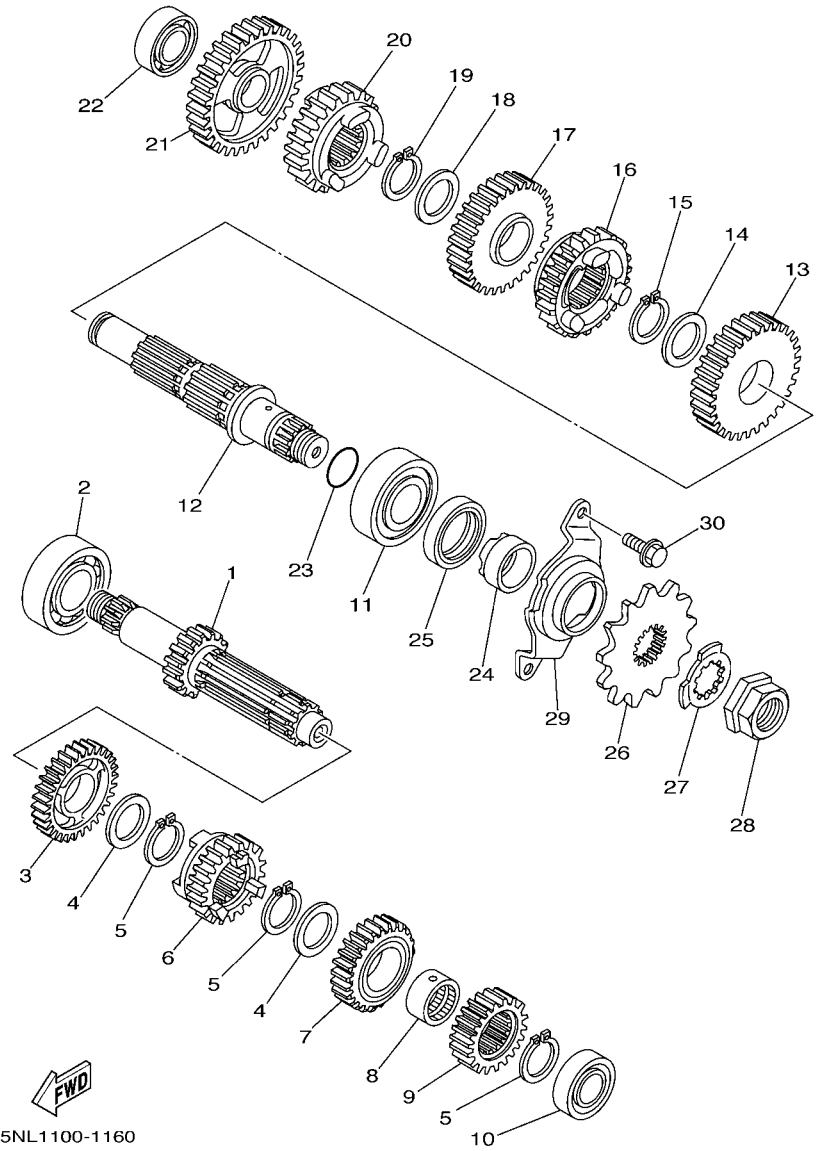


FIG. 17 TRANSMISSION



5NL1100-1160

REF. NO.	PART NO.	DESCRIPTION	SUM8	SUM9	SUMA	REMARKS
1	5PH-17411-10	AXLE, MAIN (13T)	1	1	1	
2	93306-20447	BEARING	1	1	1	
3	5PH-17151-00	GEAR,5TH PINION (27T)	1	1	1	
4	90209-20008	WASHER	2	2	2	
5	93410-22039	CIRCLIP	3	3	3	
6	5PH-17131-10	GEAR,3RD PINION (21T)	1	1	1	
7	5PH-17141-10	GEAR, 4TH PINION (24T)	1	1	1	
8	90387-20006	COLLAR	1	1	1	
9	5NL-17121-00	GEAR, 2ND PINION (16T)	1	1	1	
10	93306-00320	BEARING	1	1	1	
11	93306-27208	BEARING	1	1	1	
12	5NL-17402-00	DRIVE AXLE ASSY	1	1	1	
13	5NL-17221-00	GEAR, 2ND WHEEL (28T)	1	1	1	
14	90209-23012	WASHER	1	1	1	
15	93410-26067	CIRCLIP	1	1	1	
16	5PH-17241-10	GEAR, 4TH WHEEL (25T)	1	1	1	
17	5PH-17231-10	GEAR,3RD WHEEL (28T)	1	1	1	
18	90209-20008	WASHER	1	1	1	
19	93410-22039	CIRCLIP	1	1	1	
20	5PH-17251-10	GEAR,5TH WHEEL (22T)	1	1	1	
21	5PH-17211-00	GEAR,1ST WHEEL (31T)	1	1	1	
22	93306-00317	BEARING	1	1	1	
23	93210-196A4	O-RING	1	1	1	
24	90387-22001	COLLAR	1	1	1	
25	93102-28010	OIL SEAL	1	1	1	
26	9383B-13218	SPROCKET, DRIVE (13T)	1	1	1	STD
	9383B-14222	SPROCKET, DRIVE (14T)			1	AP FOR OCE

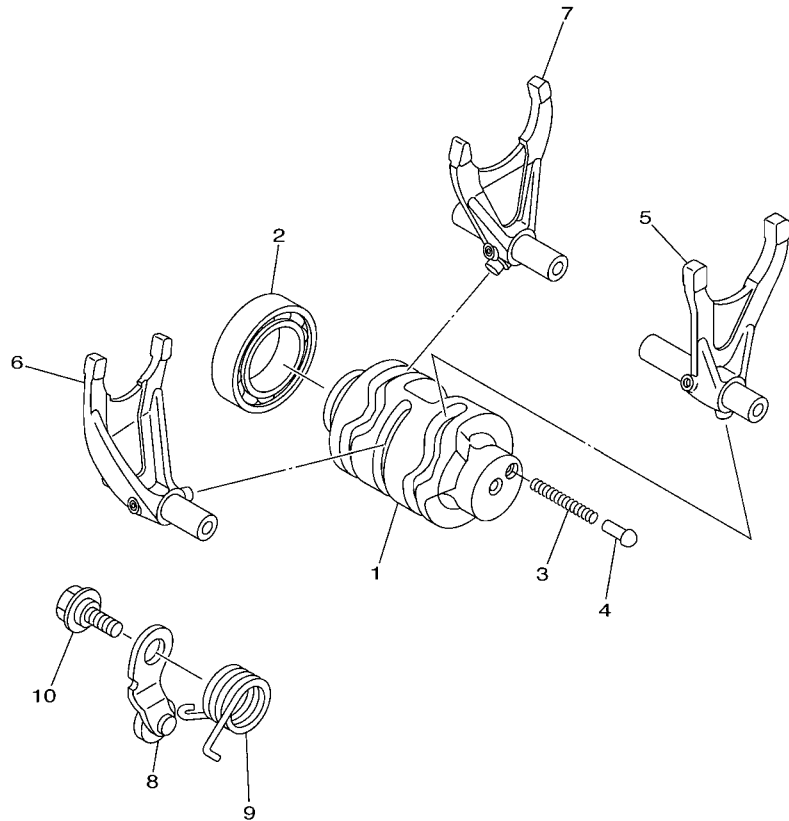


5NL1100-1160

FIG. 17 TRANSMISSION

REF. NO.	PART NO.	DESCRIPTION	SUM8	SUM9	SUMA	REMARKS
27	90215-20003	WASHER, LOCK	1	1	1	
28	90179-18001	NUT	1	1	1	
29	5NL-17471-00	PLATE, COVER	1	1	1	
30	90105-06553	BOLT, FLANGE	2	2	2	
-----						
-----						
-----						
-----						
-----						
-----						
-----						
-----						

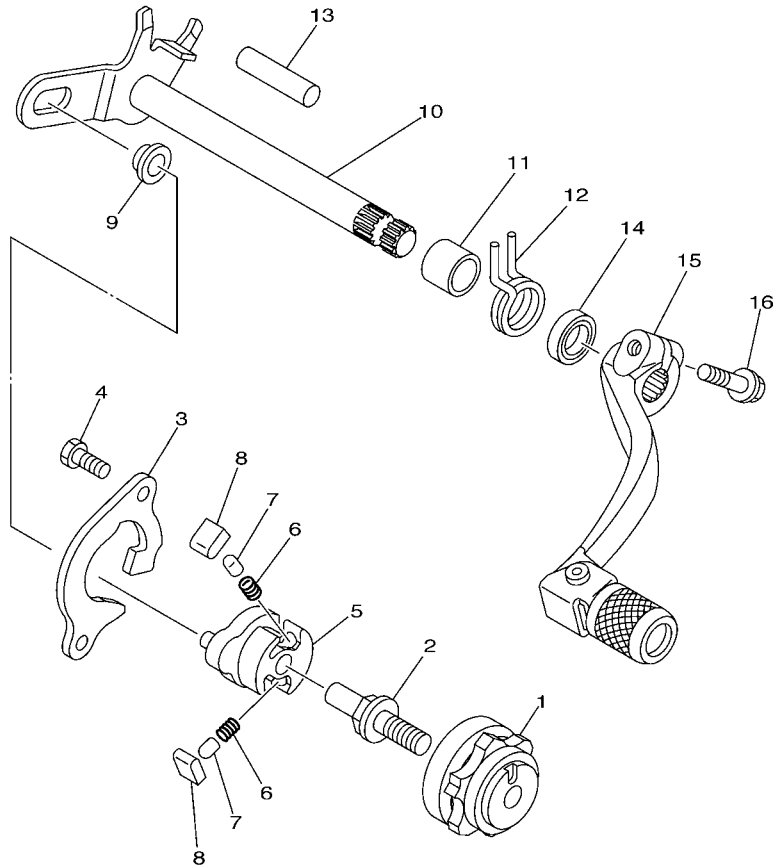
**FIG. 18 SHIFT CAM & FORK**



5NL1100-1170

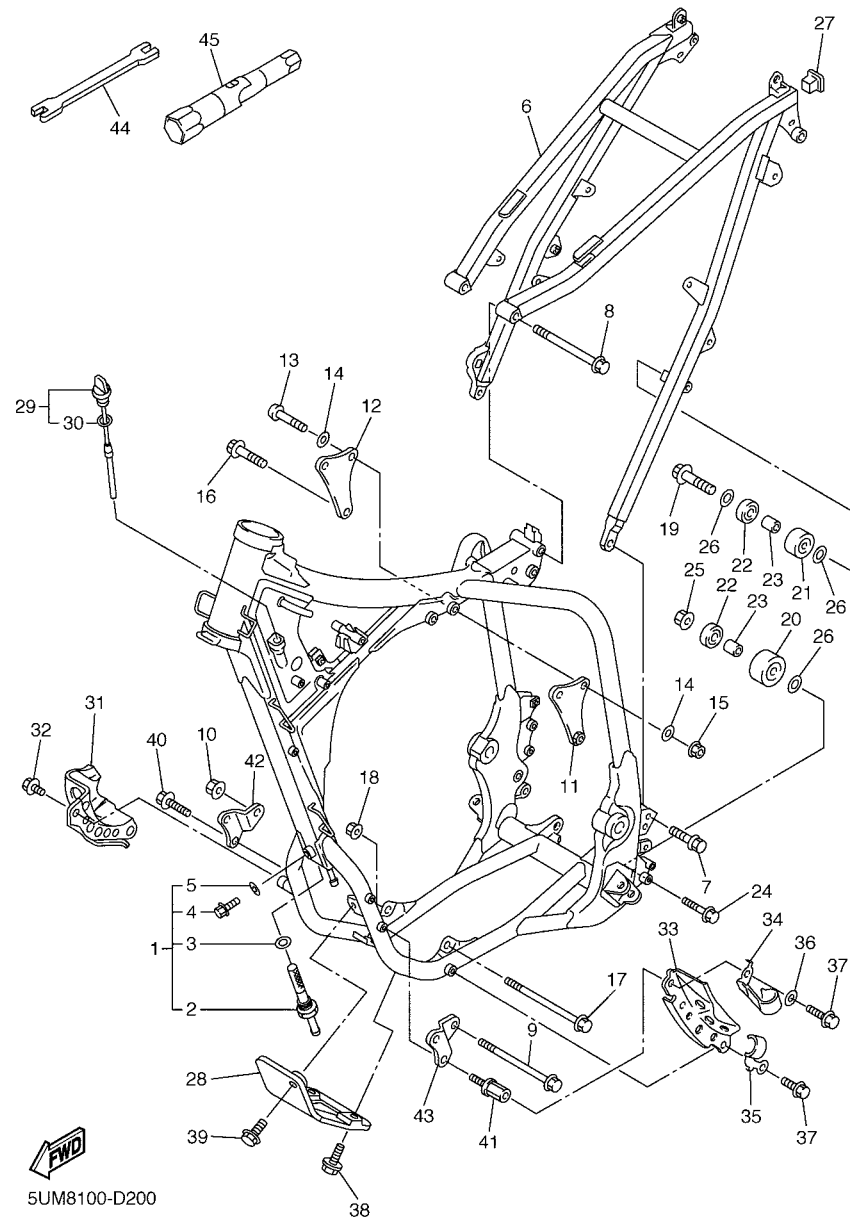
REF. NO.	PART NO.	DESCRIPTION	SUM8	SUM9	SUMA	REMARKS
1	5NL-18541-00	CAM, SHIFT	1	1	1	
2	93306-90501	BEARING	1	1	1	
3	90501-06022	SPRING, COMPRESSION	1	1	1	
4	4BA-18542-00	POINT, NEUTRAL	1	1	1	
5	5NL-18501-00	FORK, SHIFT 1	1	1	1	
6	5NL-18502-00	FORK, SHIFT 2	1	1	1	
7	5NL-18503-00	FORK, SHIFT 3	1	1	1	
8	3XK-18140-00	STOPPER LEVER ASSY	1	1	1	
9	90508-26561	SPRING, TORSION	1	1	1	
10	90109-063F8	BOLT	1	1	1	

FIG. 19 SHIFT SHAFT



5NL1100-1180

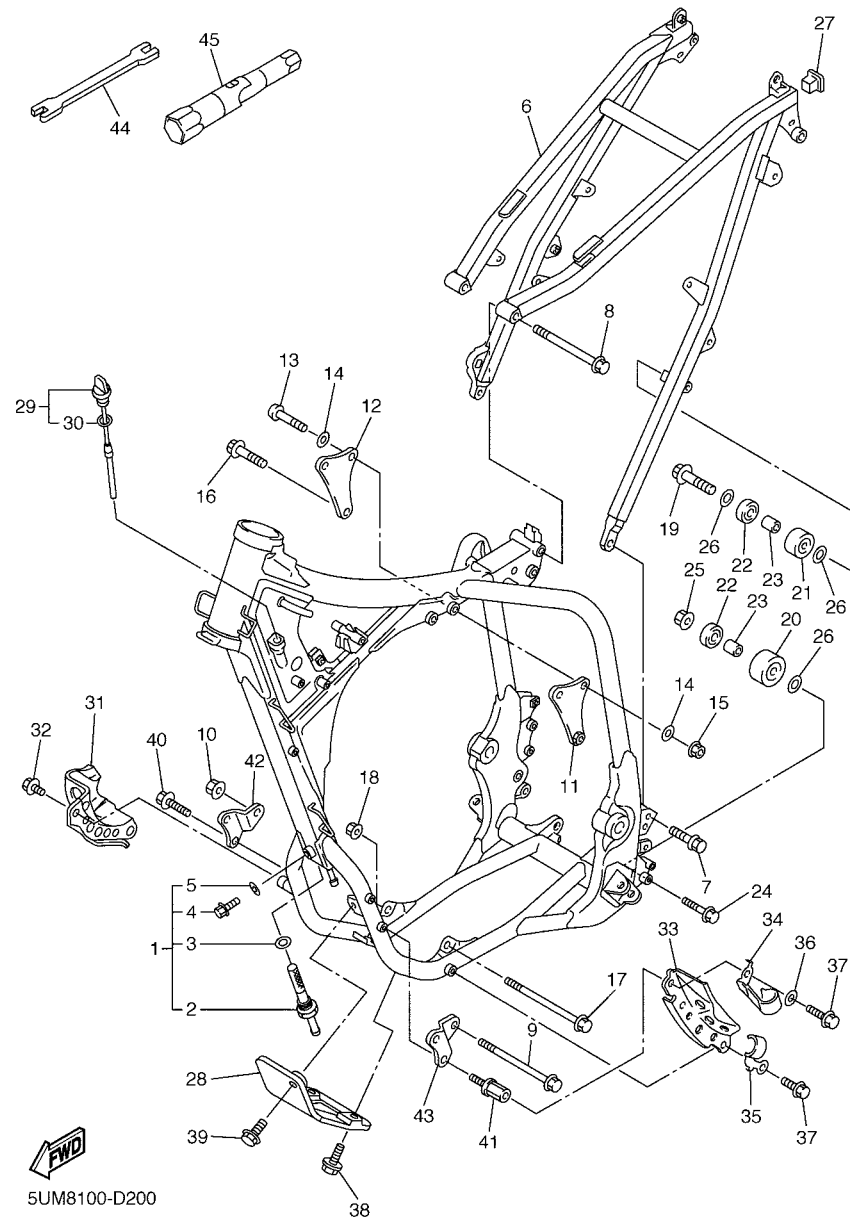
REF. NO.	PART NO.	DESCRIPTION	SUM8	SUM9	SUMA	REMARKS
1	4EW-18185-00	SEGMENT	1	1	1	
2	3XJ-18173-10	PIN, SHIFT	1	1	1	
3	5BE-18172-00	GUIDE, SHIFT	1	1	1	
4	90101-06034	BOLT	2	2	2	
5	5LP-18122-01	LEVER, SHIFT 2	1	1	1	
6	90501-052G5	SPRING, COMPRESSION	2	2	2	
7	3XJ-18184-00	PIN, PAWL	2	2	2	
8	3XJ-18182-00	PAWL, SHIFTER	2	2	2	
9	3XJ-18178-00	ROLLER, SHIFT LEVER	1	1	1	
10	5UL-18101-00	SHIFT SHAFT ASSY	1	1	1	
11	90387-124F4	COLLAR	1	1	1	
12	90508-291A8	SPRING, TORSION	1	1	1	
13	93608-33002	PIN, DOWEL	1	1	1	
14	93102-12224	OIL SEAL	1	1	1	
15	5UL-18110-00	SHIFT PEDAL ASSY	1	1	1	
16	95027-06020	BOLT, FLANGE	1	1	1	



5UM8100-D200

FIG. 20 FRAME

REF. NO.	PART NO.	DESCRIPTION	5UM8	5UM9	5UMA	REMARKS
1	5UM-21101-80	FRONT FRAME COMP.	1	1	1	
2	5TA-21756-00	.NET, FILTER	1	1	1	
3	90201-145M4	.WASHER, PLATE	1	1	1	
4	95827-08012	.BOLT, FLANGE	1	1	1	
5	90430-08119	.GASKET	1	1	1	
6	5TJ-21190-80	REAR FRAME COMP.	1	1	1	
7	90105-08057	BOLT, FLANGE	2	2	2	
8	90105-08120	BOLT, FLANGE	1	1	1	
9	90105-10072	BOLT, FLANGE	1	1	1	
10	90179-10658	NUT	1	1	1	
11	5NL-21425-00	BRACKET, REAR UPPER 1	1	1	1	
12	5NL-21425-10	BRACKET, REAR UPPER 1	1	1	1	
13	92017-08055	BOLT, BUTTON HEAD	2	2	2	
14	90201-086P8	WASHER, PLATE	4	4	4	
15	90179-08674	NUT	2	2	2	
16	95817-10050	BOLT, FLANGE	1	1	1	
17	90105-10733	BOLT, FLANGE	1	1	1	
18	90179-10658	NUT	1	1	1	
19	95027-08040	BOLT, FLANGE	1	1	1	
20	3JD-22178-20	TENSIONER	1	1	1	
21	4EW-22178-01	TENSIONER	1	1	1	
22	93300-60804	BEARING	2	2	2	
23	90387-086N4	COLLAR	2	2	2	
24	95027-08065	BOLT, FLANGE	1	1	1	
25	95707-08500	NUT, FLANGE	1	1	1	
26	90201-086P8	WASHER, PLATE	3	3	3	
27	90338-18176	PLUG	1	1	1	

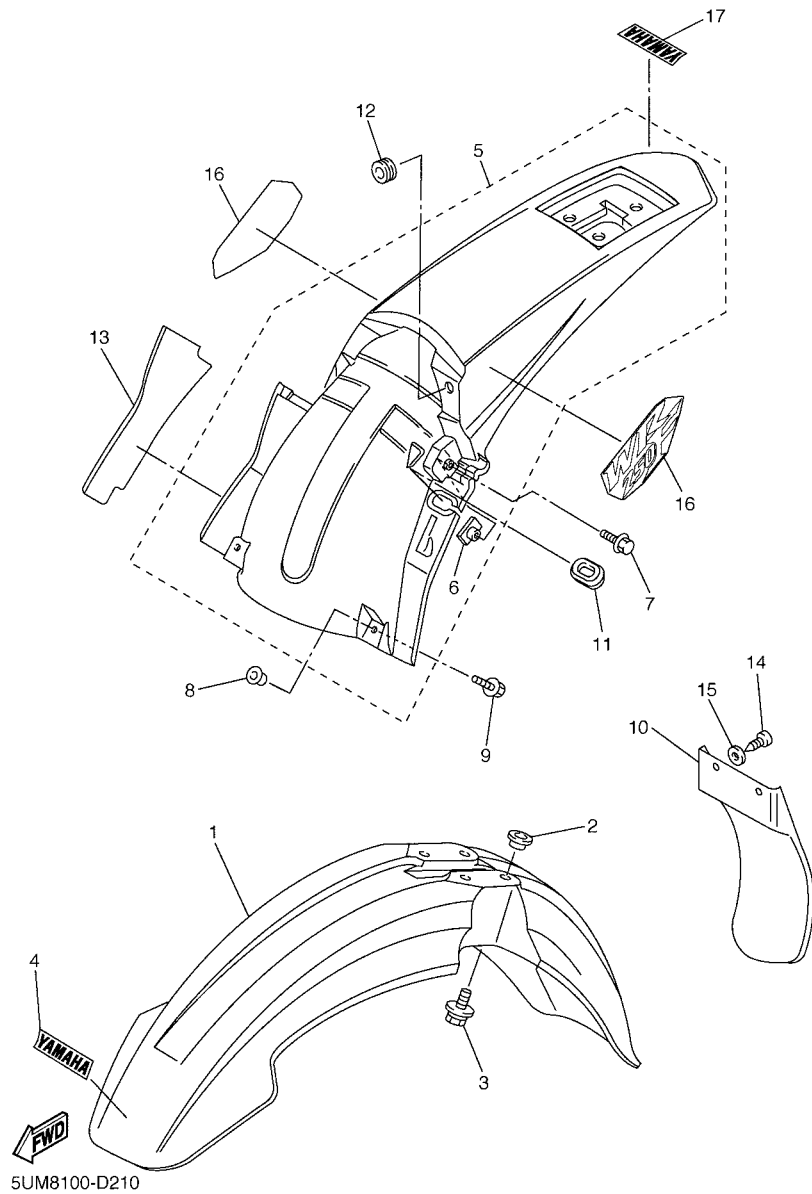


5UM8100-D200

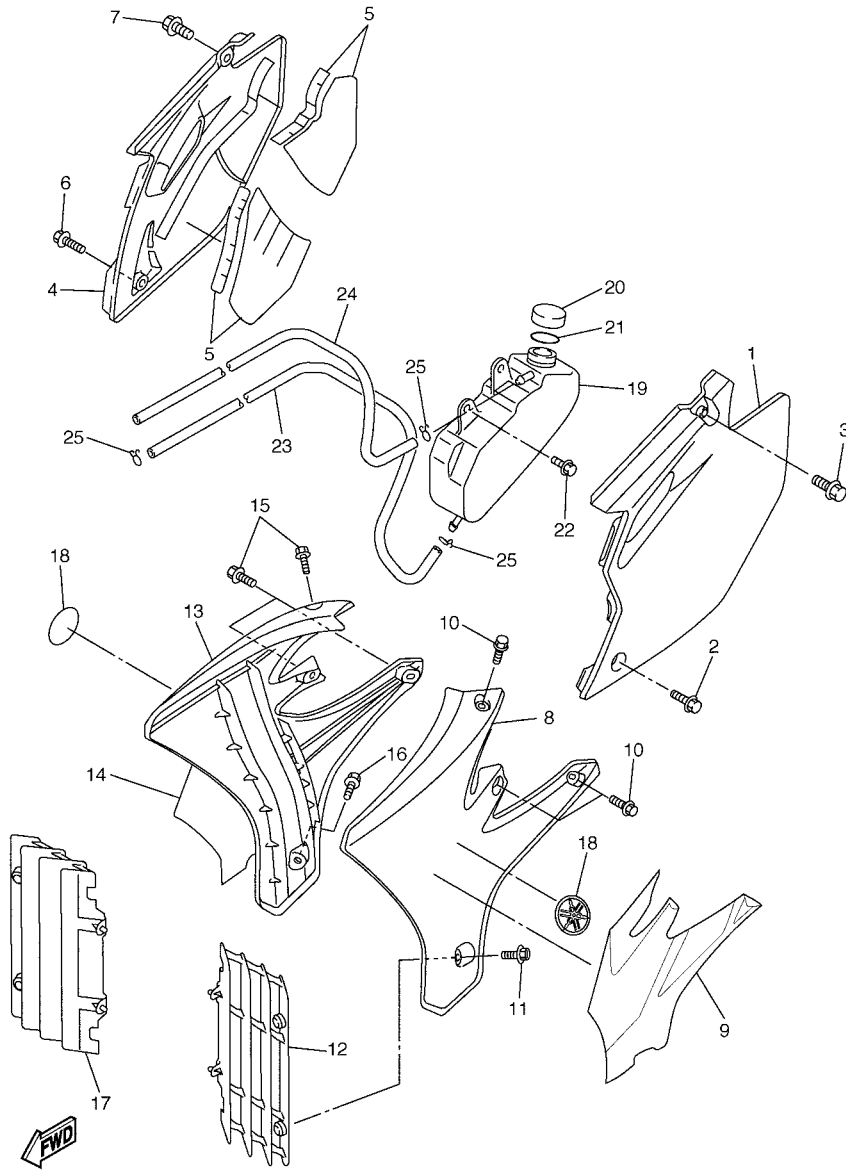
FIG. 20 FRAME

REF. NO.	PART NO.	DESCRIPTION	5UM8	5UM9	5UMA	REMARKS
28	5NL-21471-01	PROTECTOR, ENGINE	1	1	1	
29	5UM-15362-00	PLUG, OIL LEVEL	1	1	1	
30	93210-08001	.O-RING	1	1	1	
31	5NL-2147A-00	GUARD, ENGINE 1	1	1	1	
32	95027-08016	BOLT, FLANGE	2	2	2	
33	5UM-2147A-00	GUARD, ENGINE 1	1	1	1	
34	5TJ-21338-00	CLAMP	1	1	1	
35	5NG-21338-01	CLAMP	1	1	1	
36	90201-086P8	WASHER, PLATE	1	1	1	
37	95027-08016	BOLT, FLANGE	2	2	2	
38	95027-06012	BOLT, FLANGE	2	2	2	
39	90119-06001	BOLT, WITH WASHER	1	1	1	
40	95817-08016	BOLT, FLANGE	3	3	3	
41	5PH-21481-00	BOLT, ENGINE MOUNTING 1	1	1	1	
42	5UL-21417-00	BRACKET, FRONT LOWER 1	1	1	1	
43	5UL-21417-10	BRACKET, FRONT LOWER 1	1	1	1	
44	5ET-28166-00	WRENCH, HEXAGON	1	1	1	
45	5TA-2814F-00	BOX, SPARK PLUG	1	1	1	

FIG. 21 FENDER



REF. NO.	PART NO.	DESCRIPTION	SUM8	SUM9	SUMA	REMARKS
1	5HD-21511-00	FENDER, FRONT	1	1	1	
2	90387-06090	COLLAR	4	4	4	
3	90119-06096	BOLT, WITH WASHER	4	4	4	
4	4ES-2153E-01	EMBLEM, YAMAHA	1	1	1	
5	5TJ-21610-80	REAR FENDER COMP.	1	1	1	
6	5XD-21635-00	.NUT, REAR FENDER	2	2	2	
7	90119-06192	BOLT, WITH WASHER	2	2	2	
8	90387-06009	COLLAR	2	2	2	
9	90119-06225	BOLT, WITH WASHER	2	2	2	
10	5TA-21642-00	GUARD, FLAP	1	1	1	
11	90480-01512	GROMMET	1	1	1	
12	90480-14532	GROMMET	1	1	1	
13	5TA-2174T-00	INSULATOR, SIDE COVER 2	1	1	1	
14	97707-60016	SCREW, TAPPING	2	2	2	
15	90201-06557	WASHER, PLATE	2	2	2	
16	5UM-2163G-50	EMBLEM 1	2	2	2	
17	4ES-2153E-01	EMBLEM, YAMAHA	1	1	1	

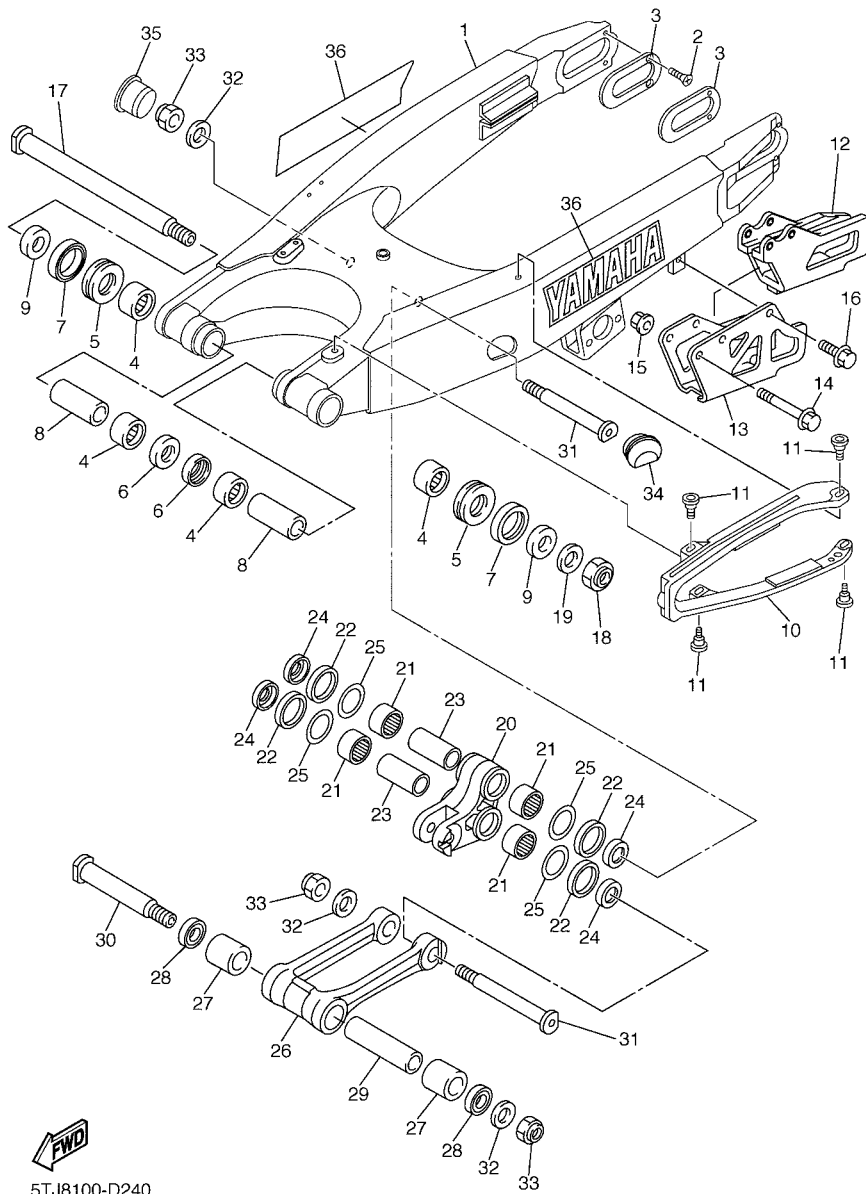


5TJ8100-D230

FIG. 22 SIDE COVER

REF. NO.	PART NO.	DESCRIPTION	SUM8	SUM9	SUMA	REMARKS
1	5TJ-21711-80	COVER, SIDE 1	1	1	1	
2	95827-06016	BOLT, FLANGE	1	1	1	
3	90119-08238	BOLT, WITH WASHER	1	1	1	
4	5TJ-21721-00	COVER, SIDE 2	1	1	1	
5	5TJ-2174A-00	INSULATOR, SIDE COVER	1	1	1	
6	95827-06016	BOLT, FLANGE	1	1	1	
7	90119-08238	BOLT, WITH WASHER	1	1	1	
8	5TA-21730-00	SIDE COVER ASSY 3	1	1	1	
9	5XD-2173E-10	GRAPHIC 1	1	1	1	
10	90105-06055	BOLT, FLANGE	3	3	3	
11	90159-06078	SCREW, WITH WASHER	1	1	1	
12	5NL-2172A-11	PANEL 1	1	1	1	
13	5TA-21740-00	SIDE COVER ASSY 4	1	1	1	
14	5XD-2173F-10	GRAPHIC 2	1	1	1	
15	90105-06055	BOLT, FLANGE	3	3	3	
16	90159-06078	SCREW, WITH WASHER	1	1	1	
17	5NL-2172A-11	PANEL 1	1	1	1	
18	5MV-2175C-00	TUNING FORK MARK	2	2	2	
19	5GS-21871-00	TANK, RECOVERY	1	1	1	
20	26H-21875-00	CAP	1	1	1	
21	26H-21874-00	GASKET	1	1	1	
22	90119-06051	BOLT, WITH WASHER	2	2	2	
23	91A20-05140	TUBE, FLEXIBLE VINYL	1	1	1	
24	91A11-05125	TUBE, FLEXIBLE	1	1	1	
25	90467-09006	CLIP	3	3	3	

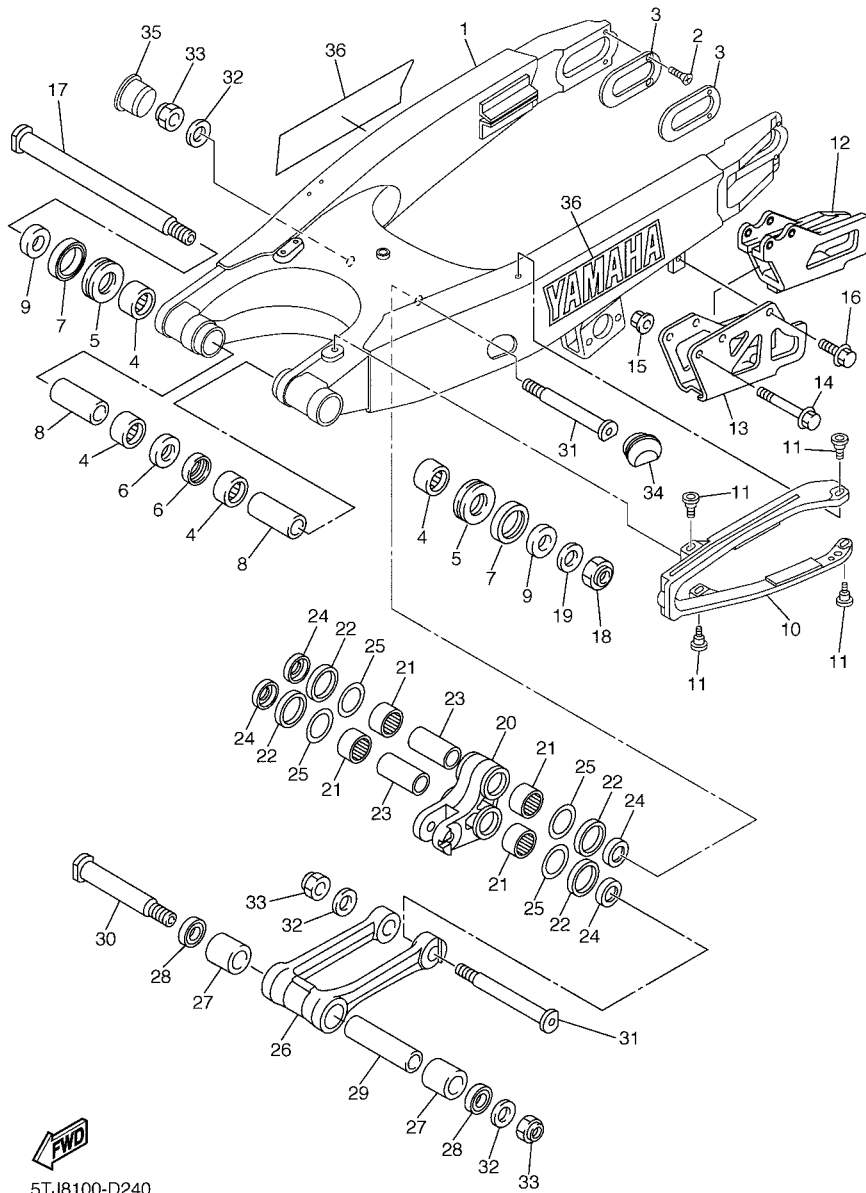




5TJ8100-D240

FIG. 23 REAR ARM

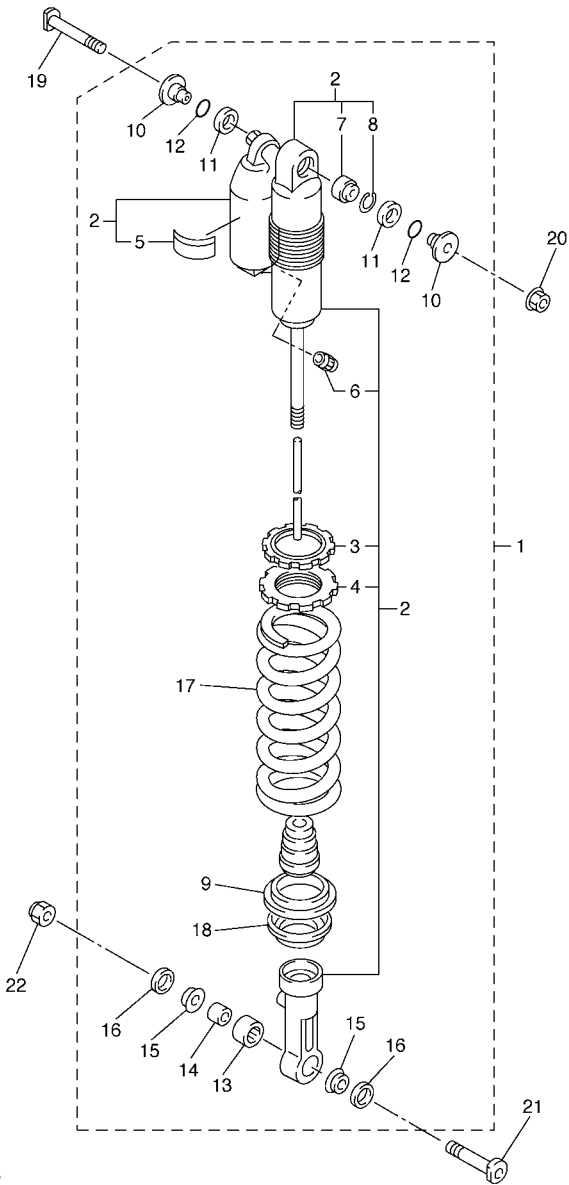
REF. NO.	PART NO.	DESCRIPTION	SUM8	SUM9	SUMA	REMARKS
1	1C3-22110-00	REAR ARM COMP.	1	1	1	
2	90151-04001	SCREW, COUNTERSUNK	4	4	4	
3	1P8-22355-00	PATCH	2	2	2	
4	93317-22262	BEARING	4	4	4	
5	93342-22217	BEARING	2	2	2	
6	93106-22019	OIL SEAL (DC 22-28-8)	2	2	2	
7	93109-28043	OIL SEAL	2	2	2	
8	90387-18004	COLLAR	2	2	2	
9	90387-18009	COLLAR	2	2	2	
10	1C3-22151-00	SEAL, GUARD	1	1	1	
11	1C3-22969-10	SCREW, 1	4	4	4	
12	5UM-22199-00	SUPPORT, CHAIN	1	1	1	
13	5UM-22128-00	COVER, THRUST 1	1	1	1	
14	95027-06050	BOLT, FLANGE	2	2	2	
15	90179-06568	NUT	2	2	2	
16	95027-06010	BOLT, FLANGE	1	1	1	
17	5XD-22141-50	SHAFT, PIVOT	1	1	1	
18	90185-16127	NUT, SELF-LOCKING	1	1	1	
19	90201-160F6	WASHER, PLATE	1	1	1	
20	1C3-2217A-00	ARM, RELAY	1	1	1	
21	93315-32166	BEARING	4	4	4	
22	93109-25001	OIL SEAL	4	4	4	
23	90387-16010	COLLAR	2	2	2	
24	90209-16008	WASHER	4	4	4	
25	90201-21013	WASHER, PLATE	4	4	4	
26	1C3-2217F-00	ROD, CONNECTING 1	1	1	1	
27	93315-32165	BEARING	2	2	2	



5TJ8100-D240

FIG. 23 REAR ARM

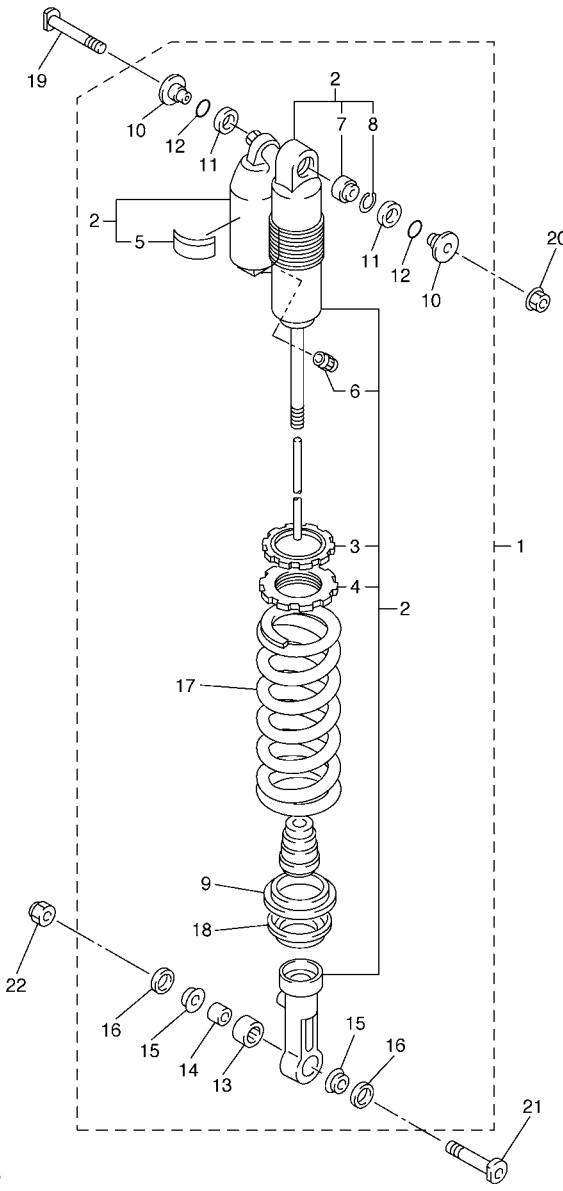
REF. NO.	PART NO.	DESCRIPTION	SUM8	SUM9	SUMA	REMARKS
28	93109-21001	OIL SEAL	2	2	2	
29	90387-14006	COLLAR	1	1	1	
30	5XD-22121-50	SHAFT 1	1	1	1	
31	1C3-22122-00	SHAFT 2	2	2	2	
32	90201-14740	WASHER, PLATE	3	3	3	
33	90185-14007	NUT, SELF-LOCKING	3	3	3	
34	1C3-2135F-00	COVER	1	1	1	
35	1C3-2139R-00	COVER 2	1	1	1	
36	5UN-2153A-00	EMBLEM, YAMAHA	2	2	2	
<hr/>						
<hr/>						
<hr/>						
<hr/>						
<hr/>						
<hr/>						
<hr/>						
<hr/>						
<hr/>						
<hr/>						



**FWD**  
5XD1100-C230

**FIG. 24 REAR SUSPENSION**

REF. NO.	PART NO.	DESCRIPTION	SUM8	SUM9	SUMA	REMARKS
1	5UM-22210-L0	SHOCK ABSORBER ASSY, REAR	1			
	5UM-22210-90	SHOCK ABSORBER ASSY, REAR		1		
	5UM-22210-M0	SHOCK ABSORBER ASSY, REAR			1	UR FOR CAN
	5UM-22210-A0	SHOCK ABSORBER ASSY, REAR			1	UR FOR OCE,ZAF
2	5UM-22201-L0	.DAMPER SUB ASSY	1			
	5UM-22201-90	.DAMPER SUB ASSY		1		
	5UM-22201-M0	.DAMPER SUB ASSY			1	UR FOR CAN
	5UM-22201-A0	.DAMPER SUB ASSY			1	UR FOR OCE,ZAF
3	3SP-22234-00	..GUIDE, SPRING 3	1	1	1	
4	3SP-22213-00	..SEAT, SPRING UPPER	1	1	1	
5	4AA-22259-80	..LABEL, WARNING	1			
	4AA-22259-40	..LABEL, WARNING		1	1	UR FOR OCE,ZAF
	4AA-22259-60	..LABEL, WARNING			1	UR FOR CAN
6	509-23184-L0	..CAP, AIR VALVE	1	1	1	
7	4JX-22226-00	..BUSH, SHOCK ABSORBER LOWER	1	1	1	
8	5DH-23183-00	..CIRCLIP	1	1	1	
9	5MV-22224-00	.GUIDE, SPRING 2	1	1	1	
10	1C3-22253-00	.COLLAR, DISTANCE	2	2	2	
11	3JE-22475-00	.SEAL, DUST	2	2	2	
12	4EW-22474-00	.SEAL, RING	2	2	2	
13	5UN-22176-00	.BEARING	1	1	1	
14	5MV-22184-00	.BUSH	1	1	1	
15	5MV-22253-00	.COLLAR, DISTANCE	2	2	2	
16	5NY-22475-00	.SEAL, DUST	2	2	2	
17	5UN-22212-40	.SPRING (K=50N/MM)	1		1	
	5UN-22212-20	.SPRING (K=46N/MM)		1		
18	5XE-22214-00	.GUIDE, SPRING 1	1	1	1	

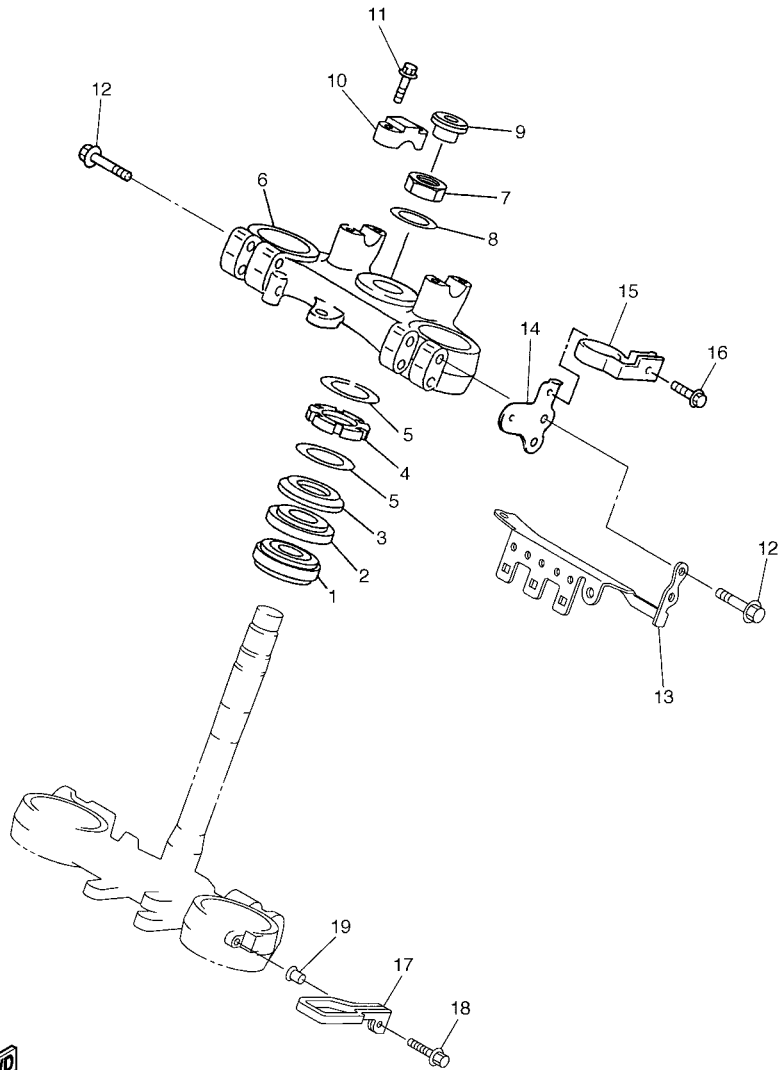


**FWD**  
5XD1100-C230

**FIG. 24 REAR SUSPENSION**

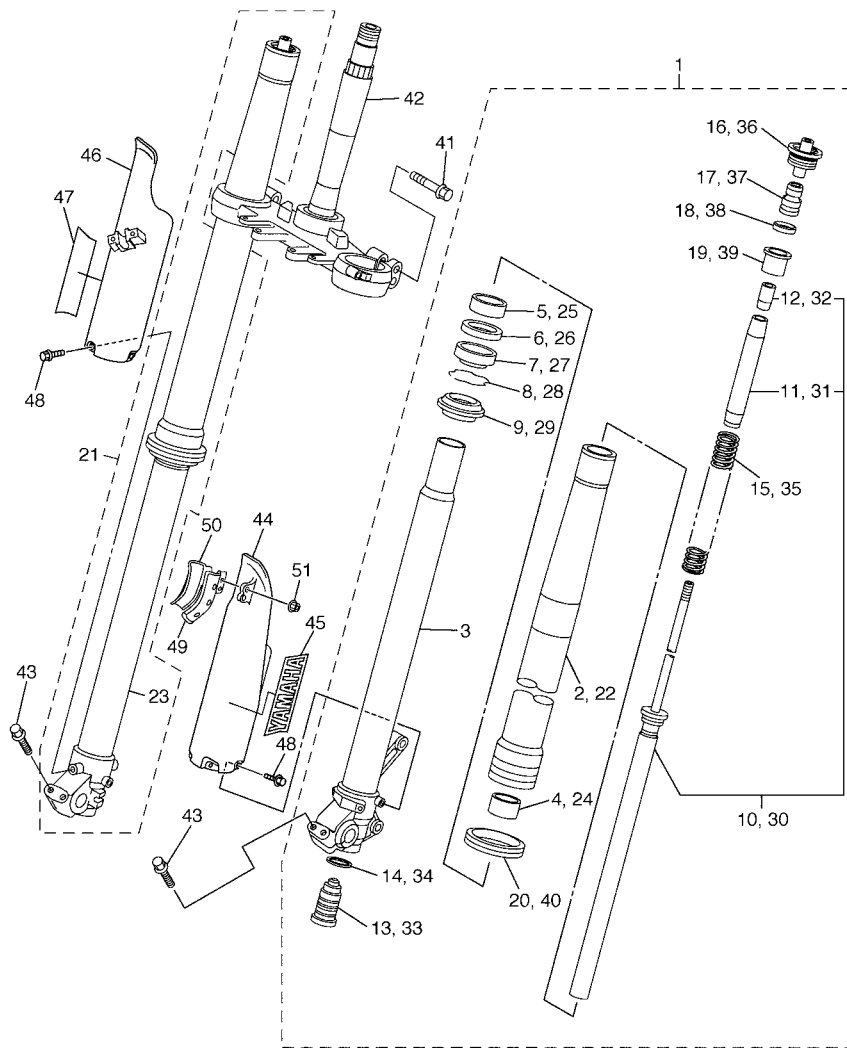
REF. NO.	PART NO.	DESCRIPTION	SUM8	SUM9	SUMA	REMARKS
19	5XE-22242-00	BOLT 2	1	1	1	
20	95607-10200	NUT, U FLANGE	1	1	1	
21	5NY-22241-00	BOLT 1	1	1	1	
22	90185-10060	NUT, SELF-LOCKING	1	1	1	
-----						
-----						
-----						
-----						
-----						
-----						
-----						
-----						
-----						
-----						
-----						

FIG. 25 STEERING



5TJ8100-D260

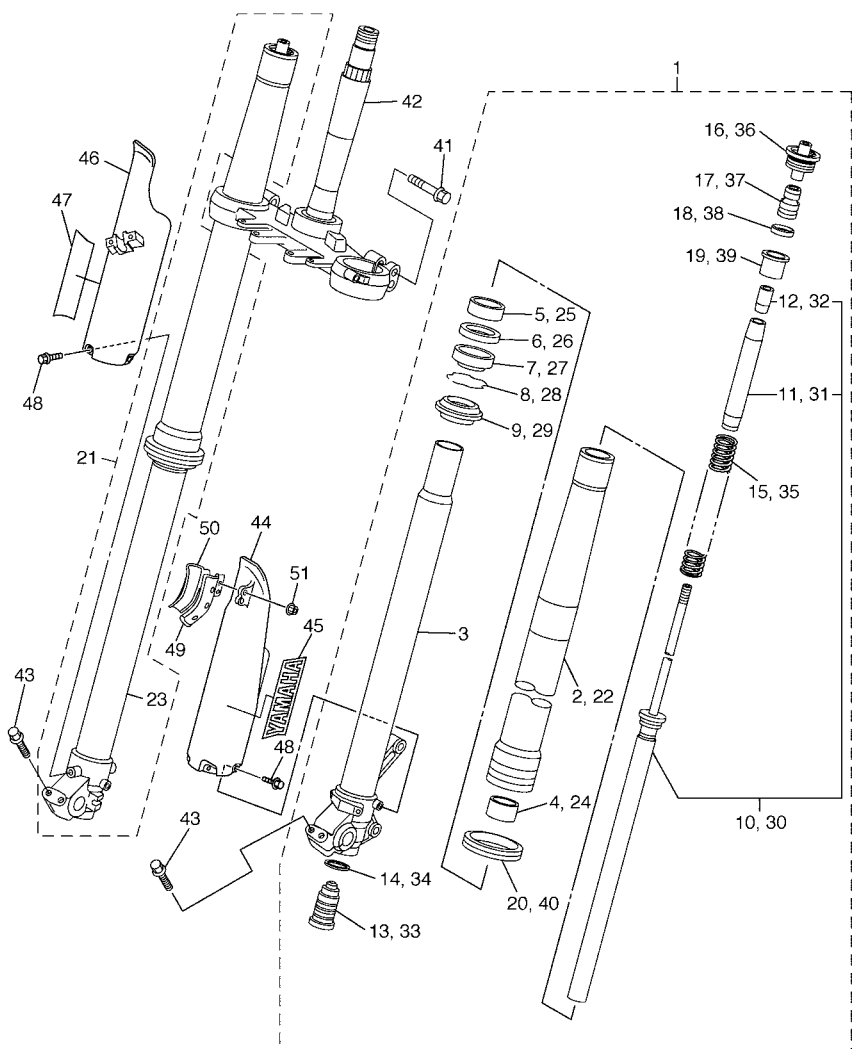
REF. NO.	PART NO.	DESCRIPTION	SUM8	SUM9	SUMA	REMARKS
1	93332-00081	BEARING	1	1	1	
2	93332-00068	BEARING	1	1	1	
3	4EW-23416-00	COVER, BALL RACE 2	1	1	1	
4	90179-28650	NUT	1	1	1	
5	90201-286K9	WASHER, PLATE	2	2	2	
6	5TJ-23435-80	CROWN, HANDLE	1	1	1	
7	90170-24373	NUT	1	1	1	
8	90201-247L2	WASHER, PLATE	1	1	1	
9	5TJ-2319U-00	CAP	1	1	1	
10	5XE-23441-00	HOLDER, HANDLE UPPER	2	2	2	
11	95027-08035	BOLT, FLANGE	4	4	4	
12	95027-08040	BOLT, FLANGE	4	4	4	
13	5TJ-8350E-80	BRACKET	1	1	1	
14	5TJ-2831V-80	STAY, HEAD LIGHT 1	1	1	1	
15	5TJ-2331E-80	GUIDE, CABLE	1	1	1	
16	90105-05361	BOLT, FLANGE	1	1	1	
17	5TJ-23389-80	GUIDE, CABLE	1	1	1	
18	95027-06020	BOLT, FLANGE	1	1	1	
19	5XE-23113-00	COLLAR	1	1	1	



5TJ8100-D270

FIG. 26 FRONT FORK

REF. NO.	PART NO.	DESCRIPTION	SUM8	SUM9	SUMA	REMARKS
1	5UM-23102-L0	FRONT FORK ASSY (L.H)	1		1	UR FOR USA,CAN
	5UM-23102-90	FRONT FORK ASSY (L.H)		1		
	5UM-23102-A0	FRONT FORK ASSY (L.H)			1	UR FOR OCE,ZAF
2	5TJ-23136-L0	.TUBE, OUTER	1	1	1	
3	5TJ-23120-L0	.INNER TUBE COMP.2	1		1	FOR USA,CAN
	5TJ-23120-90	.INNER TUBE COMP.2		1	1	FOR EUR,OCE,ZAF
4	5XE-23171-L0	.PISTON, FRONT FORK	1	1	1	
5	5XE-23125-L0	.METAL, SLIDE 1	1	1	1	
6	5XE-23146-L0	.WASHER, OIL SEAL	1	1	1	
7	1C3-23145-L0	.OIL SEAL	1	1	1	
8	5XE-23153-L0	.RING, SNAP	1	1	1	
9	5XE-23144-L0	.SEAL, DUST	1	1	1	
10	5TJ-23170-80	.CYLINDER COMP., FRONT FORK	1		1	FOR USA,CAN
	5TJ-23170-90	.CYLINDER COMP., FRONT FORK		1	1	FOR EUR,OCE,ZAF
11	5TJ-23142-L0	..SEAT, SPRING UPPER	1	1	1	
12	5HD-23393-L0	..NUT, SPECIAL	1	1	1	
13	5UM-2316A-80	.VALVE COMP.	1		1	UR FOR USA,CAN
	5UM-2316A-90	.VALVE COMP.		1		
	5UM-2316A-A0	.VALVE COMP.			1	UR FOR OCE,ZAF
14	3JD-23158-L0	.GASKET	1	1	1	
15	5TJ-23141-90	.SPRING,FRONT FORK(K=4.2N/MM)	1	1	1	FOR USA,EUR,CAN
	5UM-23141-A0	.SPRING,FRONT FORK(K=4.3N/MM)			1	FOR OCE,ZAF
16	5XE-23111-L0	.BOLT, CAP	1	1	1	
17	5MV-23195-L0	.RUBBER	1	1	1	
18	5TJ-23149-L0	.WASHER, SPRING UPPER	1	1	1	
19	5TJ-23118-L0	.SPACER	1	1	1	
20	1C3-2314F-L0	.PROTECTOR GUIDE COMP., 1	1	1	1	

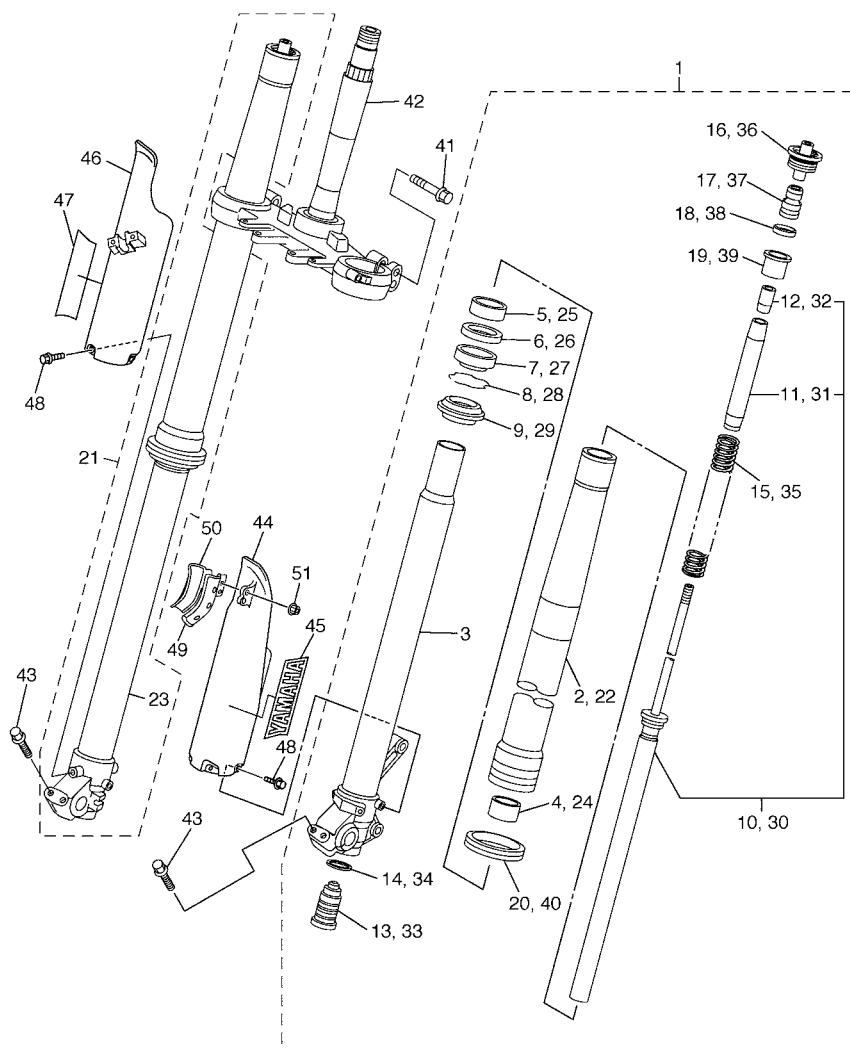


5TJ8100-D270

FIG. 26 FRONT FORK

REF. NO.	PART NO.	DESCRIPTION	SUM8	SUM9	SUMA	REMARKS
21	5UM-23103-L0	FRONT FORK ASSY (R.H)	1		1	UR FOR,USA,CAN
	5UM-23103-90	FRONT FORK ASSY (R.H)		1		
	5UM-23103-A0	FRONT FORK ASSY (R.H)			1	UR FOR OCE,ZAF
22	5TJ-23136-L0	.TUBE, OUTER	1	1	1	
23	5TJ-23110-L0	.INNER TUBE COMP.1	1		1	FOR USA,CAN
	5TJ-23110-90	.INNER TUBE COMP.1		1	1	FOR EUR,OCE,ZAF
24	5XE-23171-L0	.PISTON, FRONT FORK	1	1	1	
25	5XE-23125-L0	.METAL, SLIDE 1	1	1	1	
26	5XE-23146-L0	.WASHER, OIL SEAL	1	1	1	
27	1C3-23145-L0	.OIL SEAL	1	1	1	
28	5XE-23153-L0	.RING, SNAP	1	1	1	
29	5XE-23144-L0	.SEAL, DUST	1	1	1	
30	5TJ-23170-80	.CYLINDER COMP., FRONT FORK	1		1	FOR USA,CAN
	5TJ-23170-90	.CYLINDER COMP., FRONT FORK		1	1	FOR EUR,OCE,ZAF
31	5TJ-23142-L0	.SEAT, SPRING UPPER	1	1	1	
32	5HD-23393-L0	.NUT, SPECIAL	1	1	1	
33	5UM-2316A-80	.VALVE COMP.	1		1	UR FOR USA,CAN
	5UM-2316A-90	.VALVE COMP.		1		
	5UM-2316A-A0	.VALVE COMP.			1	UR FOR OCE,ZAF
34	3JD-23158-L0	.GASKET	1	1	1	
35	5TJ-23141-90	.SPRING,FRONT FORK(K=4.2N/MM)	1	1	1	FOR USA,EUR,CAN
	5UM-23141-A0	.SPRING,FRONT FORK(K=4.3N/MM)			1	FOR OCE,ZAF
36	5XE-23111-L0	.BOLT, CAP	1	1	1	
37	5MV-23195-L0	.RUBBER	1	1	1	
38	5TJ-23149-L0	.WASHER, SPRING UPPER	1	1	1	
39	5TJ-23118-L0	.SPACER	1	1	1	
40	1C3-2314F-L0	.PROTECTOR GUIDE COMP., 1	1	1	1	

FIG. 26 FRONT FORK



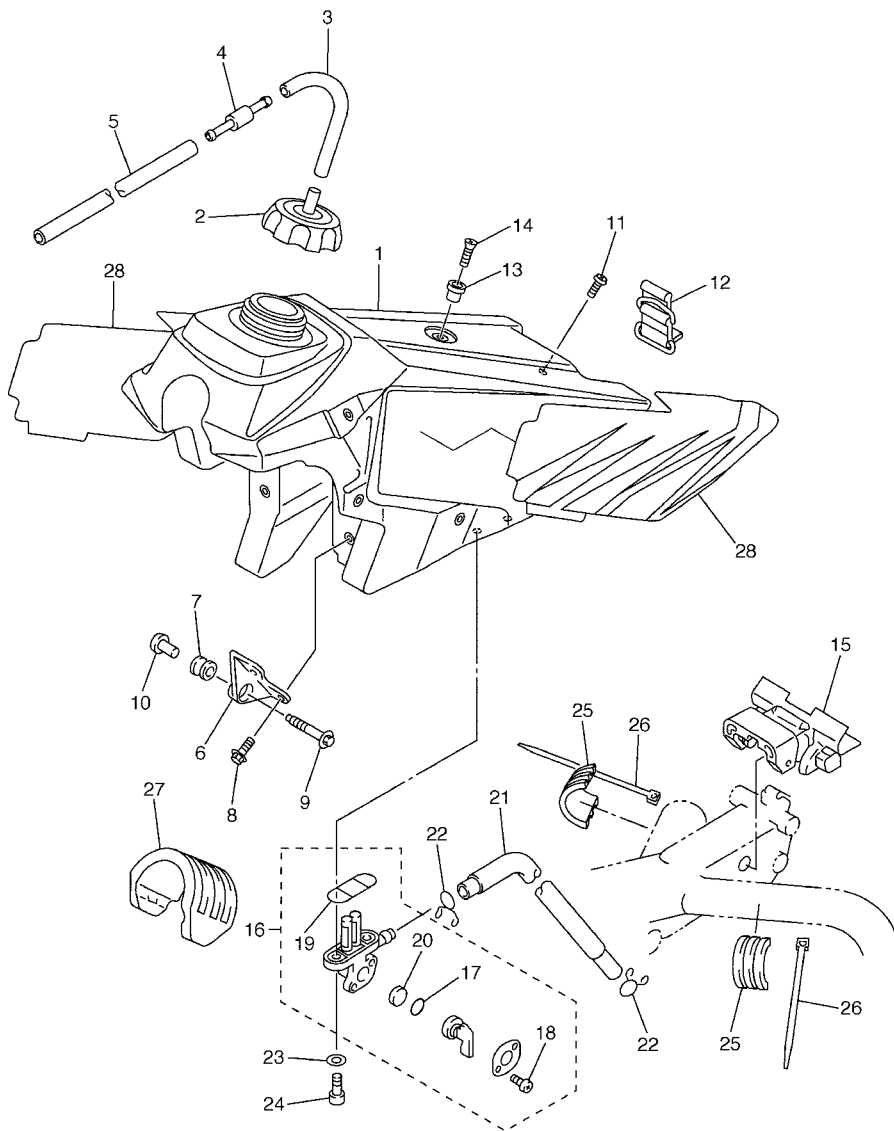
REF. NO.	PART NO.	DESCRIPTION	SUM8	SUM9	SUMA	REMARKS
41	5NY-23346-L0	BOLT 1	4	4	4	
42	5TJ-23340-L0	UNDER BRACKET COMP.	1	1	1	
43	95027-08040	BOLT, FLANGE	4	4	4	
44	5TJ-2315J-80	PROTECTOR 2	1	1	1	
45	4XL-2153A-10	EMBLEM, YAMAHA	1	1	1	
46	1C3-2315H-00	PROTECTOR 1	1	1	1	
47	4XL-2153A-10	EMBLEM, YAMAHA	1	1	1	
48	3SP-23356-L0	BOLT 2	6	6	6	
49	1C3-23466-00	CLAMP	1	1	1	
50	1C3-23467-00	CLAMP	1	1	1	
51	95707-06500	NUT, FLANGE	2	2	2	

FWD  
5TJ8100-D270



FIG. 27 FUEL TANK

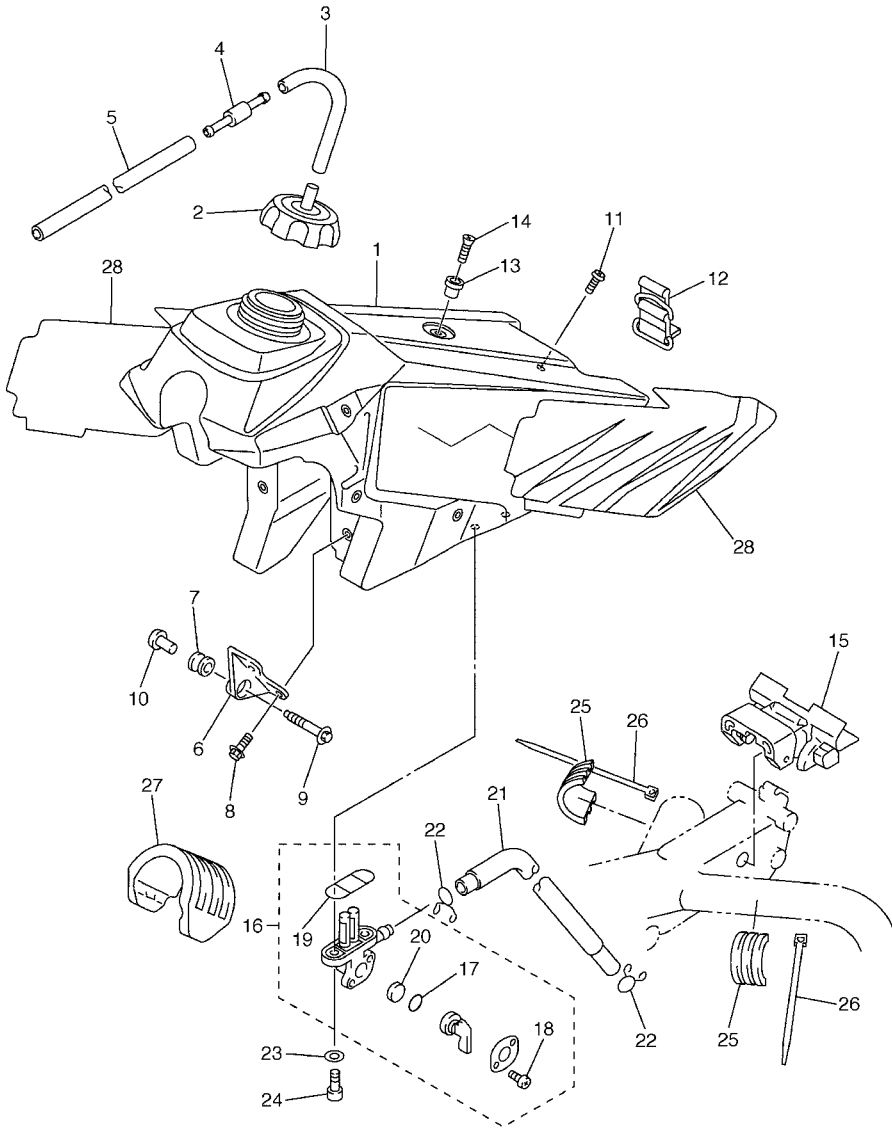
REF. NO.	PART NO.	DESCRIPTION	SUM8	SUM9	SUMA	REMARKS
1	5TJ-24110-80	FUEL TANK COMP.	1	1	1	
2	5NY-24610-00	CAP ASSY	1	1	1	
3	90445-09220	HOSE (L30)	1	1	1	
4	3XJ-24380-00	PIPE JOINT ASSY	1	1	1	
5	90445-09100	HOSE	1	1	1	
6	5XE-24144-00	HOLDER, DAMPER	2	2	2	
7	90480-18549	GROMMET	2	2	2	
8	95027-06016	BOLT, FLANGE	4	4	4	
9	5XE-24176-00	BOLT 1	2	2	2	
10	5NY-24186-00	WASHER, SPECIAL	2	2	2	
11	98907-06025	SCREW, BIND	1	1	1	
12	5SF-24173-00	BAND, TANK FITTING 1	1	1	1	
13	4EW-2412F-00	BRACKET, SEAT	1	1	1	
14	98707-06025	SCREW, FLAT HEAD	1	1	1	
15	5TJ-24181-00	DAMPER, LOCATING 1	1	1	1	
16	2GU-24500-02	FUEL COCK ASSY 1	1	1	1	
17	3AJ-24534-01	.SEAL, COCK	1	1	1	
18	98507-03008	.SCREW, PAN HEAD	2	2	2	
19	4X8-24512-00	.O-RING	1	1	1	
20	3AC-24523-00	.VALVE PACKING	1	1	1	
21	90445-11185	HOSE	1	1	1	
22	90467-10008	CLIP	2	2	2	
23	90202-05193	WASHER, PLATE	2	2	2	
24	90149-06011	SCREW	2	2	2	
25	5NY-24183-00	DAMPER, LOCATING 3	2	2	2	
26	90465-13152	CLAMP	2	2	2	
27	5BE-24182-00	DAMPER, LOCATING 2	1	1	1	



5TJ8100-D280

**FIG. 27 FUEL TANK**

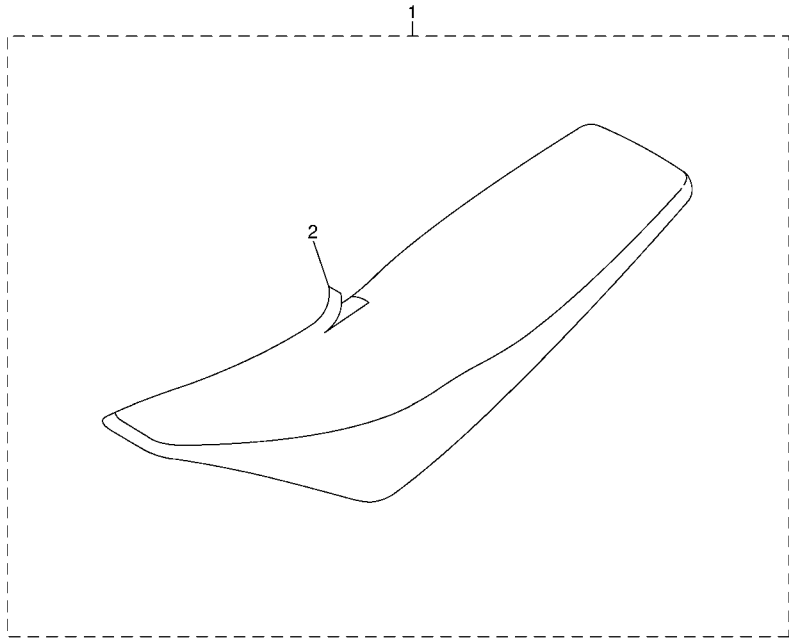
REF. NO.	PART NO.	DESCRIPTION	SUM8	SUM9	SUMA	REMARKS
28	5TJ-24240-20	GRAPHIC SET	1	1	1	
-----						
-----						
-----						
-----						
-----						
-----						
-----						
-----						



**FWD**  
5TJ8100-D280

**FIG. 28 SEAT**

REF. NO.	PART NO.	DESCRIPTION	SUM8	SUM9	SUMA			REMARKS
1	5TJ-24710-80	SINGLE SEAT ASSY	1	1	1			
2	5TJ-2470F-80	.SEAT COVER COMP.	1	1	1			



5XD1100-C270

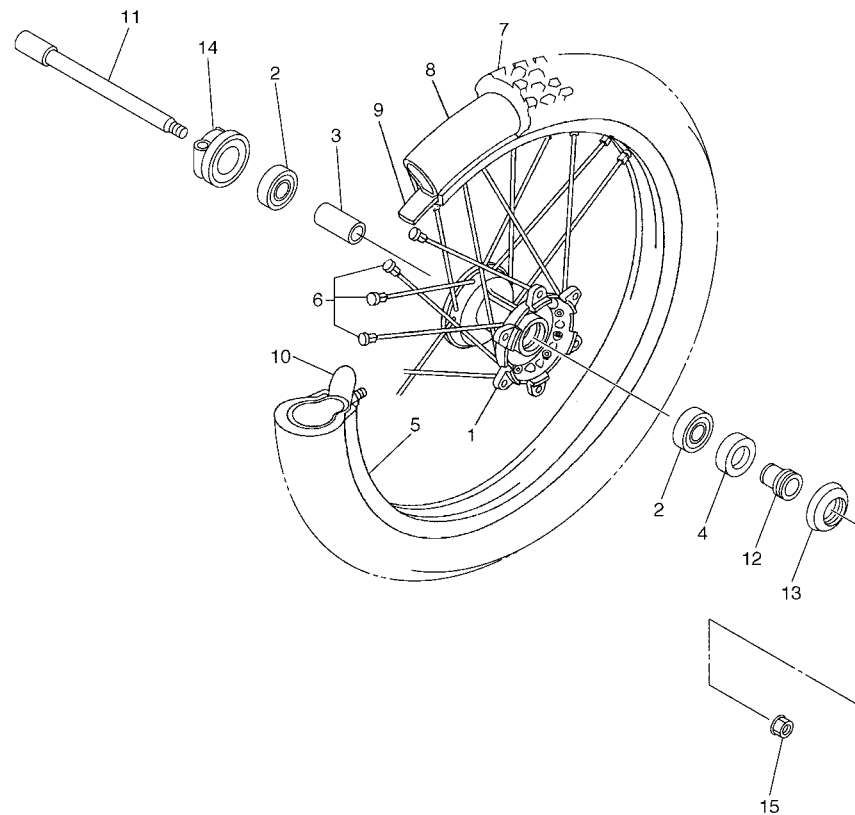


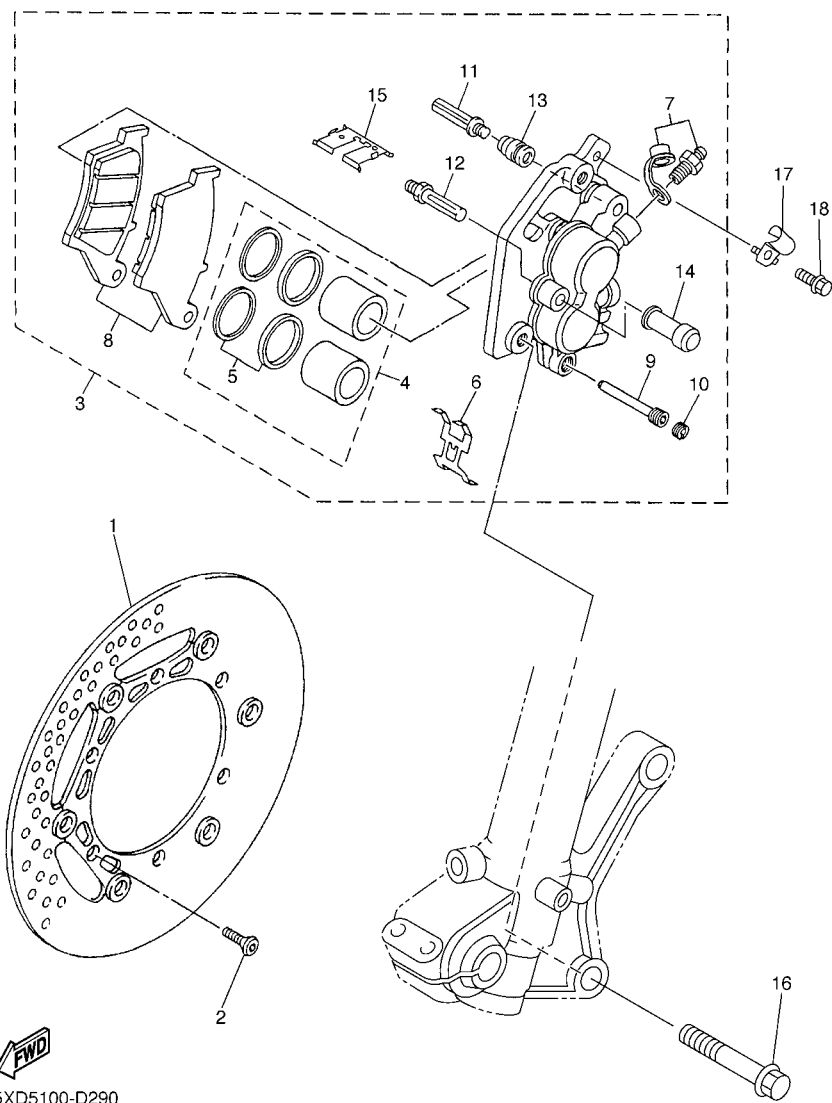
FIG. 29 FRONT WHEEL

REF. NO.	PART NO.	DESCRIPTION	SUM8	SUM9	SUMA	REMARKS
1	5NG-25111-50	HUB, FRONT	1	1	1	
2	93306-90403	BEARING	2	2	2	
3	5NY-25117-00	SPACER, BEARING	1	1	1	
4	93102-26468	OIL SEAL	1	1	1	
5	94416-21005	RIM (1.60-21)	1	1	1	
6	5NY-25104-00	SPOKE SET, FRONT	1	1	1	
7	94108-21015	TIRE (80/100-21 51M D739FA)	1	1	1	DUNLOP(CAN,ZAF)
	94109-21009	TIRE (90/90-21 M/C 54R D908F)		1	1	DUNLOP(OCE)
8	94227-21101	TUBE (80/100-21 M/C TR4)	1	1	1	DUNLOP
9	94309-21161	BAND, RIM (1.60-21)	1	1	1	DUNLOP
10	5SF-25394-00	SPACER, BEAD	1	1	1	
11	1C3-25181-00	AXLE, WHEEL	1	1	1	
12	5TJ-25183-80	COLLAR, WHEEL	1	1	1	
13	5TJ-25118-80	COVER, HUB DUST	1	1	1	
14	5NG-25190-50	GEAR UNIT ASSY	1	1	1	
15	90179-16002	NUT	1	1	1	

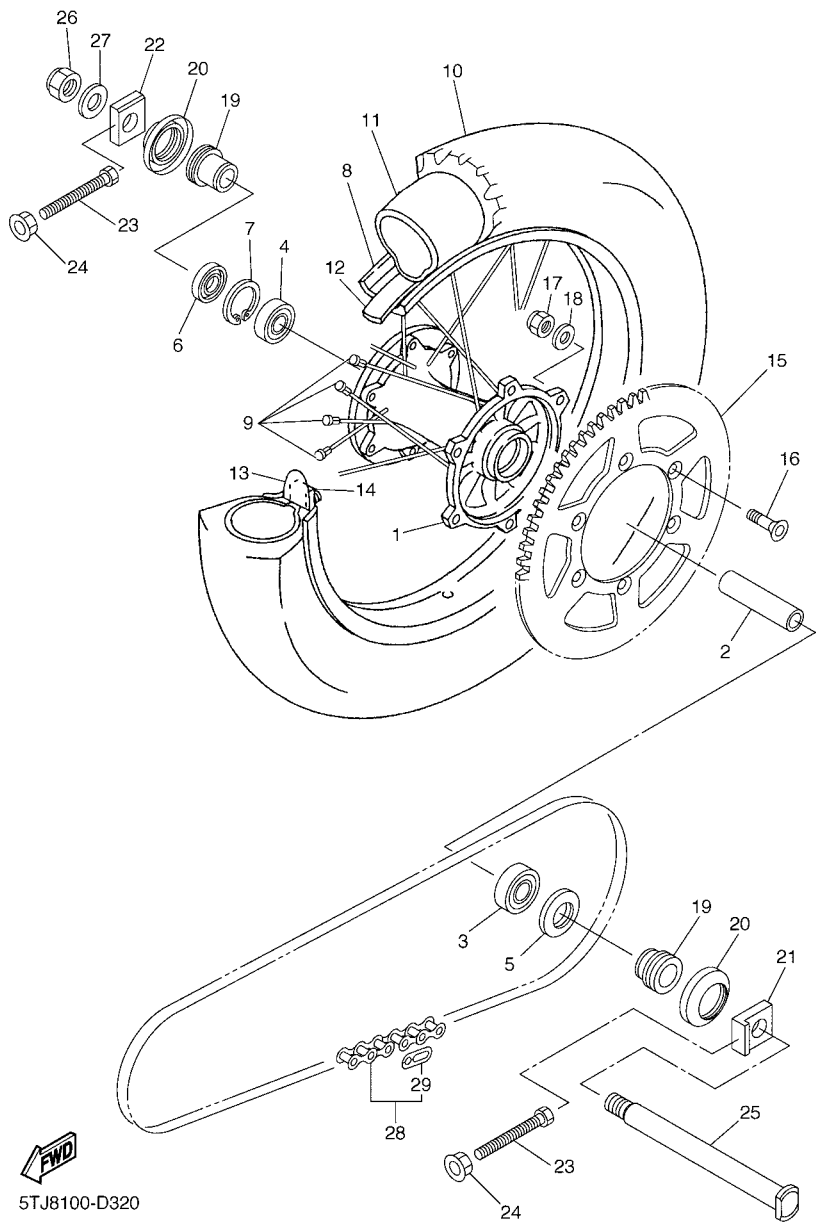


5TJ8100-D300

**FIG. 30 FRONT BRAKE CALIPER**



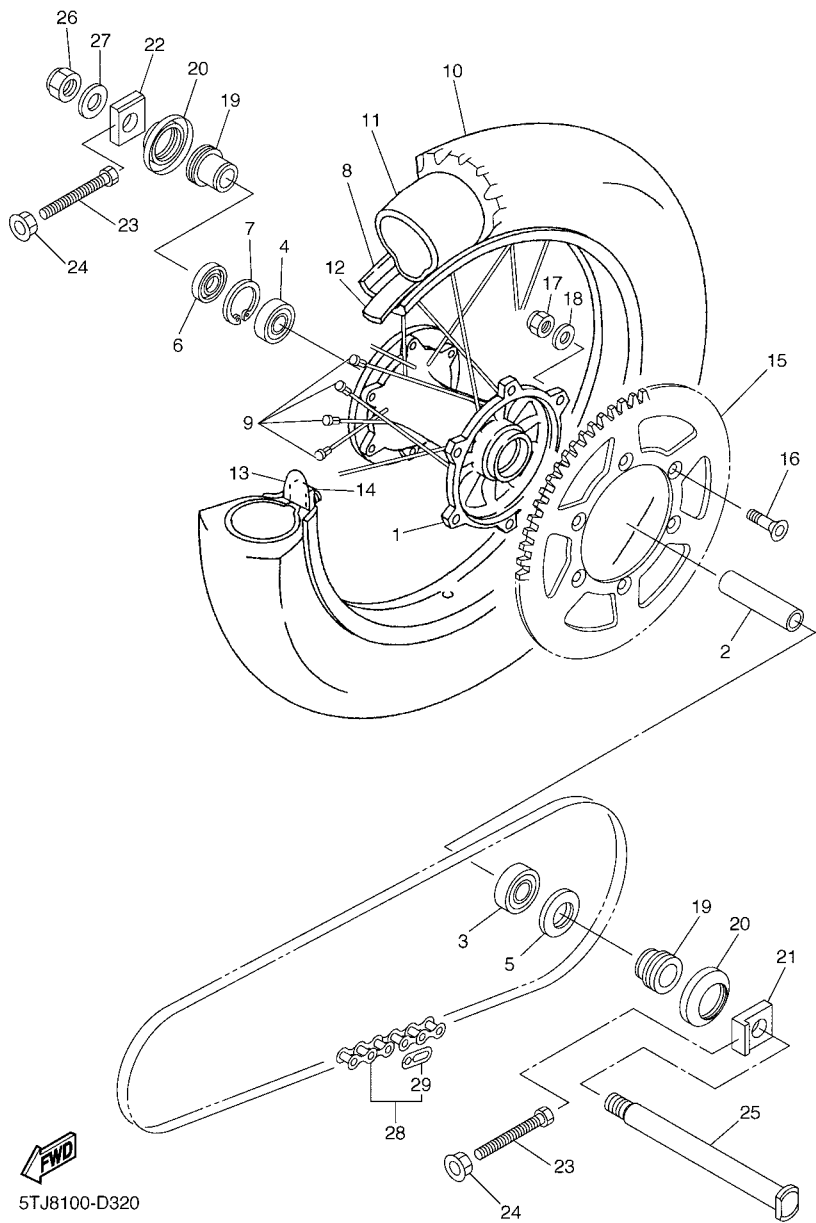
REF. NO.	PART NO.	DESCRIPTION	SUM8	SUM9	SUMA	REMARKS
1	5MV-2581T-00	DISK BRAKE ASSY	1	1	1	
2	90149-06327	SCREW	6	6	6	
3	1C3-2580T-00	CALIPER ASSY (LEFT)	1	1	1	
4	5UN-W0057-00	.PISTON ASSY, CALIPER	1	1	1	
5	3JD-W0047-00	..CALIPER SEAL KIT	1	1	1	
6	5DH-25919-00	.SUPPORT, PAD	1	1	1	
7	1UY-W0048-50	.BLEED SCREW KIT	1	1	1	
8	5MV-W0045-01	.BRAKE PAD KIT	1	1	1	
9	5DH-25933-00	.PIN, PAD	1	1	1	
10	5DH-25916-00	.PLUG	1	1	1	
11	3SP-25926-51	.BOLT	1	1	1	
12	3SP-25914-51	.PIN, SLIDE	1	1	1	
13	3JD-25917-00	.BOOT, CALIPER	1	1	1	
14	1UY-25937-51	.BOOT 2	1	1	1	
15	5DH-25849-00	.RETAINER, CALIPER	1	1	1	
16	90105-08659	BOLT, FLANGE	2	2	2	
17	1C3-25875-00	HOLDER, BRAKE HOSE 1	1	1	1	
18	95027-06010	BOLT, FLANGE	1	1	1	



5TJ8100-D320

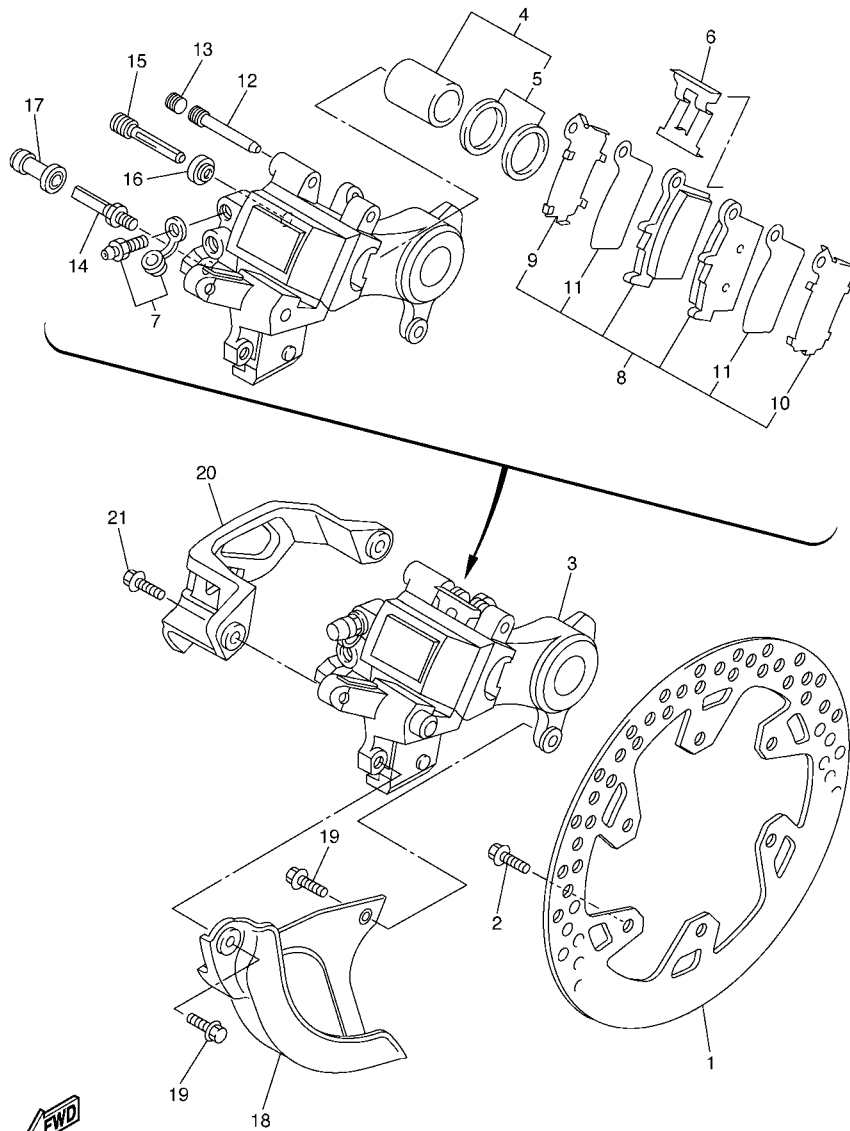
FIG. 31 REAR WHEEL

REF. NO.	PART NO.	DESCRIPTION	SUM8	SUM9	SUMA	REMARKS
1	5ET-25311-00	HUB, REAR	1	1	1	
2	5ET-25317-00	SPACER, BEARING	1	1	1	
3	93306-27205	BEARING	1	1	1	
4	93306-07202	BEARING	1	1	1	
5	93106-30001	OIL SEAL	1	1	1	
6	93106-30045	OIL SEAL	1	1	1	
7	99009-45500	CIRCLIP	1	1	1	
8	94418-18006	RIM (1.85-18)	1	1	1	UR FOR CAN,ZAF
	94421-18005	RIM (2.15-18)		1	1	UR FOR OCE
9	5GS-25304-00	SPOKE SET, REAR	1	1	1	
10	94110-18009	TIRE (100/100-18 59M D756)	1	1	1	DUNLOP(CAN,ZAF)
	94113-18015	TIRE (130/90-18 M/C 69R D908)		1	1	DUNLOP(OCE)
11	94211-18176	TUBE (100/100-18 M/C TR4)	1	1	1	DONLOP(CAN,ZAF)
	94213-18012	TUBE (4.50,5.10,130/90-18)		1	1	DONLOP(OCE)
12	94309-18146	BAND, RIM (2.15-18)	1	1	1	DUNLOP
13	4XM-25394-00	SPACER, BEAD	2	2	2	UR FOR CAN,ZAF
	3JE-25394-00	SPACER, BEAD		2	2	UR FOR OCE
14	4XM-25364-00	DAMPER	2	2	2	
15	5TJ-25452-80	SPROCKET, DRIVEN (52T)	1	1	1	STD FOR CAN,ZAF
	1C3-25452-00	SPROCKET, DRIVEN (52T)		1	1	STD FOR OCE
	5GS-25448-50	SPROCKET, DRIVEN (48T)	1	1	1	AP FOR CAN,ZAF
	5TJ-25450-80	SPROCKET, DRIVEN (50T)	1	1	1	AP FOR CAN,ZAF
	5PH-25454-50	SPROCKET, DRIVEN (54T)	1	1	1	AP FOR CAN,ZAF
	1C3-25448-00	SPROCKET, DRIVEN (48T)		1	1	AP FOR OCE
	1C3-25449-00	SPROCKET, DRIVEN (49T)		1	1	AP FOR OCE
	1C3-25450-00	SPROCKET, DRIVEN (50T)		1	1	AP FOR OCE
	1C3-25451-00	SPROCKET, DRIVEN (51T)		1	1	AP FOR OCE



**FIG. 31 REAR WHEEL**

REF. NO.	PART NO.	DESCRIPTION	SUM8	SUM9	SUMA	REMARKS
16	90109-081G1	BOLT	6	6	6	
17	90185-08169	NUT, SELF-LOCKING	6	6	6	
18	90201-08326	WASHER, PLATE	6	6	6	
19	5TJ-25383-80	COLLAR, WHEEL	2	2	2	
20	5TJ-25367-80	COVER, HUB DUST	2	2	2	
21	1C3-25388-00	PULLER, CHAIN 1	1	1	1	
22	1C3-25389-00	PULLER, CHAIN 2	1	1	1	
23	90101-08777	BOLT	2	2	2	
24	90179-08299	NUT	2	2	2	
25	1C3-25381-00	AXLE, WHEEL	1	1	1	
26	90185-20168	NUT, SELF-LOCKING	1	1	1	
27	90201-203U1	WASHER, PLATE	1	1	1	
28	9Y58A-76113	CHAIN (DID 520VM-114LL)	1	1	1	
29	94681-76021	.JOINT, CHAIN	1	1	1	
-----						
-----						
-----						
-----						
-----						



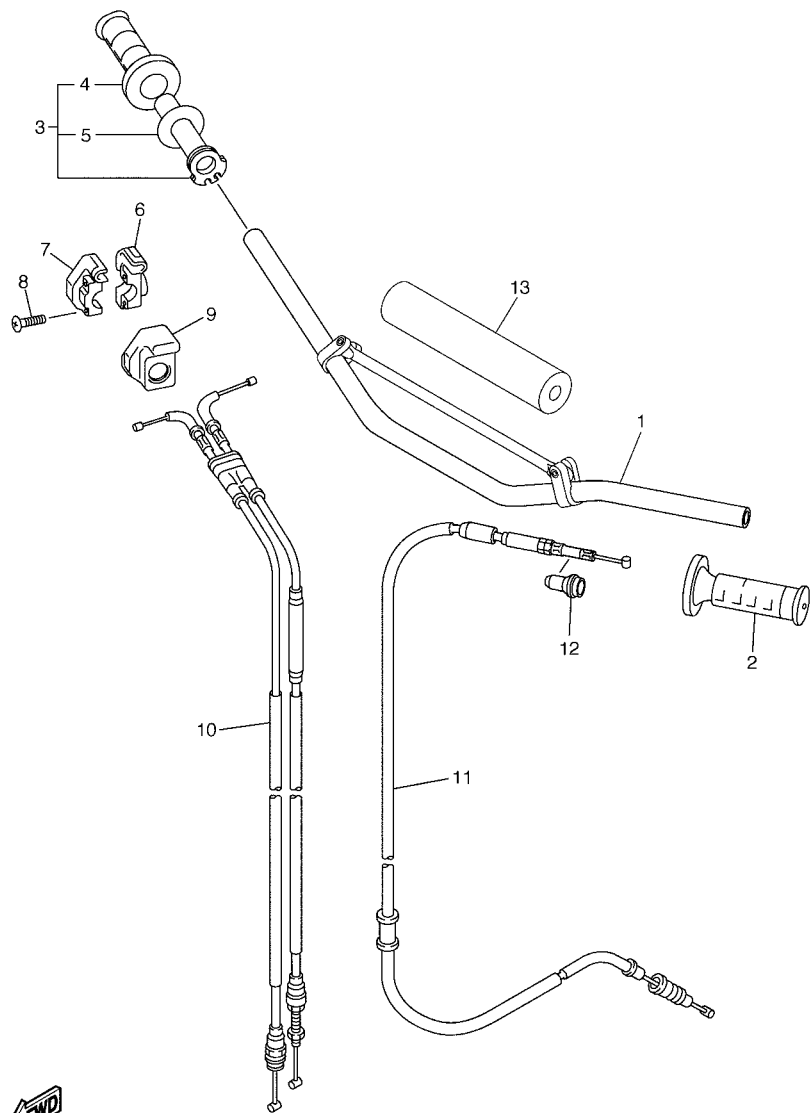
5XD5100-D310

FIG. 32 REAR BRAKE CALIPER

REF. NO.	PART NO.	DESCRIPTION	SUM8	SUM9	SUMA	REMARKS
1	5NY-2582W-00	DISK, REAR BRAKE 2	1	1	1	
2	90109-065G4	BOLT	6	6	6	
3	1C3-2580W-00	CALIPER ASSY, REAR 2	1	1	1	
4	5UN-W0057-50	.PISTON ASSY, CALIPER	1	1	1	
5	5UN-W0047-50	..CALIPER SEAL KIT	1	1	1	
6	5DH-25919-50	..SUPPORT, PAD	1	1	1	
7	1UY-W0048-50	.BLEED SCREW KIT	1	1	1	
8	1C3-W0046-00	.BRAKE PAD KIT 2	1	1	1	
9	5UN-25828-60	..SHIM, CALIPER	1	1	1	
10	5UN-25827-60	..SHIM, CALIPER	1	1	1	
11	5UN-22898-60	..INSULATOR, HEAT	2	2	2	
12	8CR-25924-00	.PIN, PAD	1	1	1	
13	5DH-25916-00	.PLUG	1	1	1	
14	5UN-25914-00	.PIN, SLIDE	1	1	1	
15	5DH-25914-50	.PIN, SLIDE	1	1	1	
16	3JD-25917-00	.BOOT, CALIPER	1	1	1	
17	1UY-25937-51	.BOOT 2	1	1	1	
18	5DH-25718-01	PROTECTOR, DISK BRAKE	1	1	1	
19	95027-06012	BOLT, FLANGE	2	2	2	
20	5TA-27491-00	PROTECTOR	1	1	1	
21	95027-06016	BOLT, FLANGE	2	2	2	



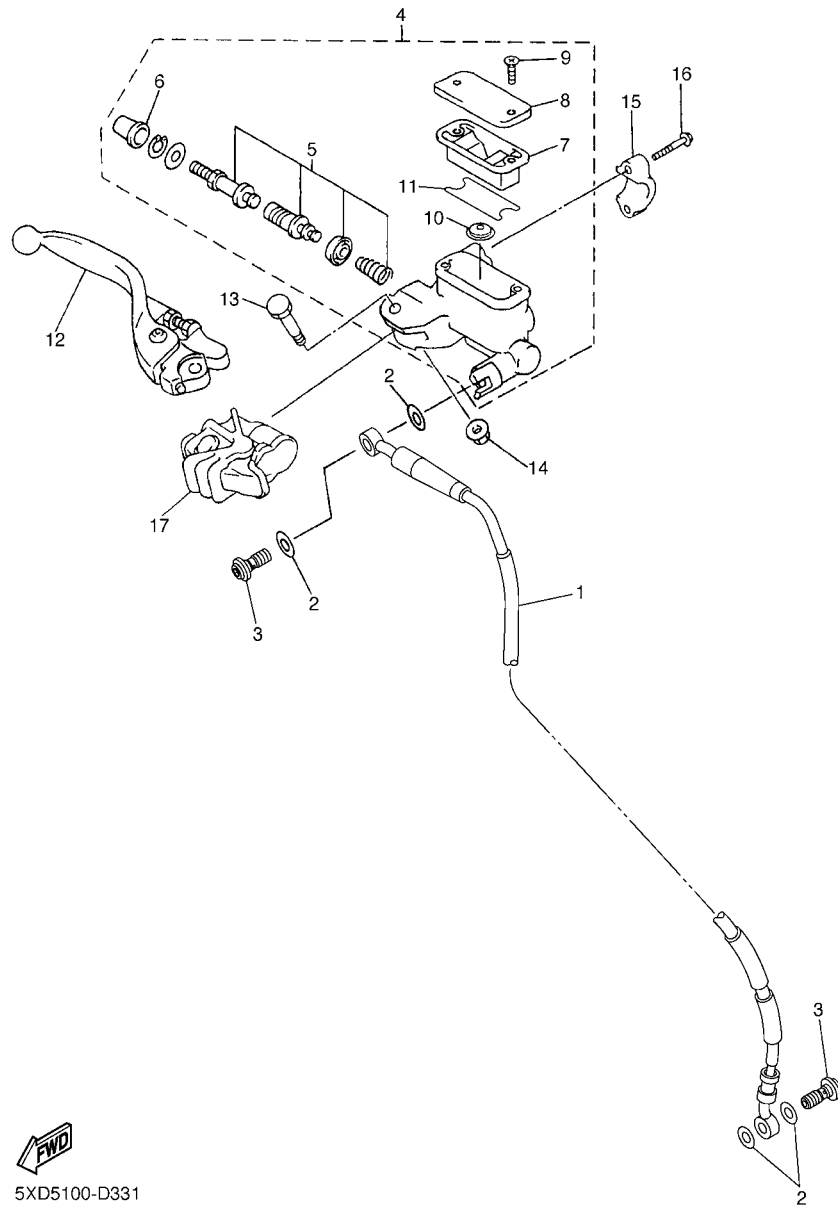
FIG. 33 STEERING HANDLE & CABLE



5TJ8100-D340

REF. NO.	PART NO.	DESCRIPTION	SUM8	SUM9	SUMA	REMARKS
1	1C3-26111-00	HANDLEBAR	1	1	1	
2	4GY-26241-00	GRIP	1	1	1	
3	5BE-26240-00	GRIP ASSY	1	1	1	
4	4GY-26242-00	.GRIP (RIGHT)	1	1	1	
5	3Y1-26249-00	.RING, LEAF	1	1	1	
6	5BE-26281-00	CAP, GRIP UPPER	1	1	1	
7	5BE-26282-00	CAP, GRIP LOWER	1	1	1	
8	98507-05020	SCREW, PAN HEAD	2	2	2	
9	5SF-26287-00	COVER, CAP GRIP	1	1	1	
10	5XD-26302-00	THROTTLE CABLE ASSY	1	1	1	
11	5UM-26335-80	CABLE, CLUTCH	1	1	1	
12	5HD-26342-00	BOOT, CABLE	1	1	1	
13	1C3-26124-00	PROTECTOR, HANDLEBAR	1	1	1	

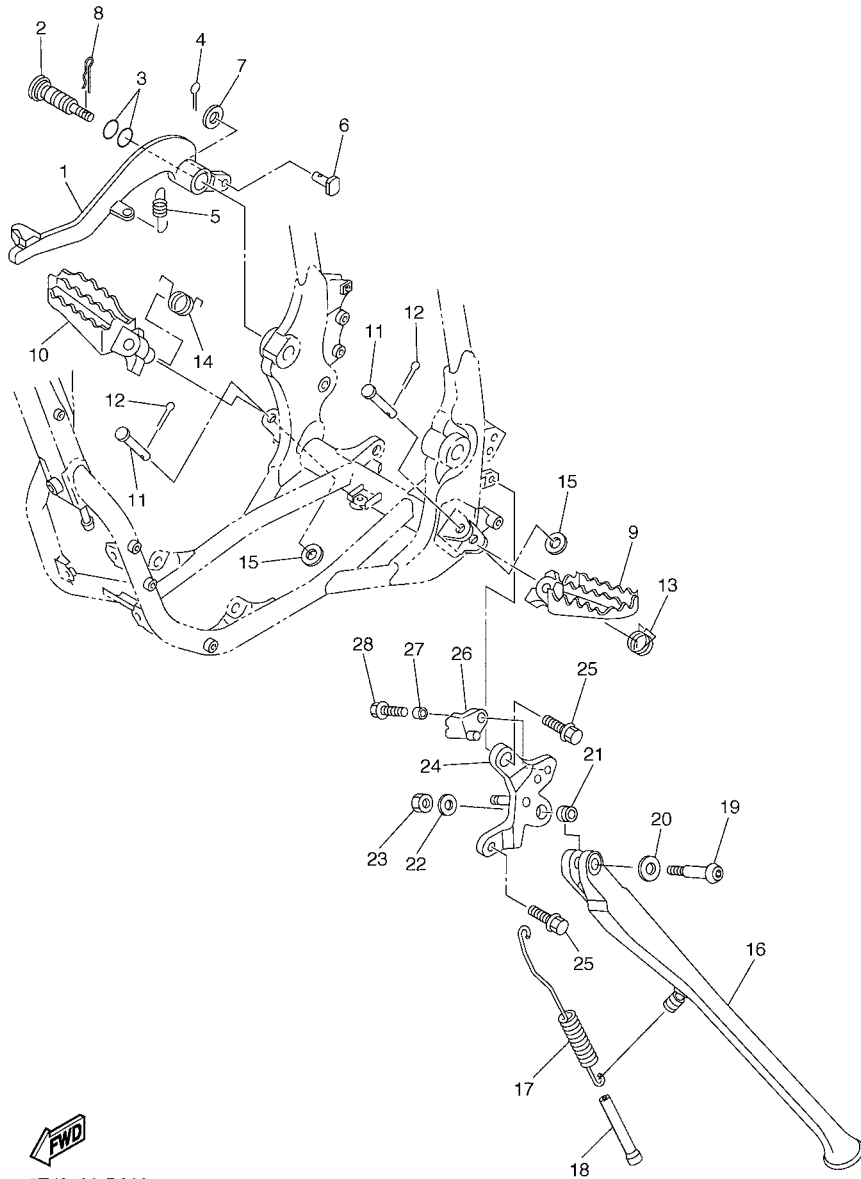
**FIG. 34 FRONT MASTER CYLINDER**



REF. NO.	PART NO.	DESCRIPTION	SUM8	SUM9	SUMA	REMARKS
1	5TJ-25872-80	HOSE, BRAKE 1	1	1	1	
2	90201-10118	WASHER, PLATE	4	4	4	
3	90401-10172	BOLT, UNION	2	2	2	
4	5XE-W2587-00	MASTER CYLINDER SUB ASSY	1	1	1	
5	5NY-W0041-00	.CYLINDER KIT, MASTER	1	1	1	
6	5NY-25868-00	.BOOT, MASTER CYLINDER	1	1	1	
7	5XE-25854-00	.DIAPHRAGM, RESERVOIR	1	1	1	
8	5MV-25852-01	.CAP, RESERVOIR	1	1	1	
9	98706-04012	.SCREW, FLAT HEAD	2	2	2	
10	5CG-25715-00	.SEPARATOR ASSY	1	1	1	
11	5XE-25853-00	.FLOAT, RESERVOIR	1	1	1	
12	5MV-83922-00	LEVER 2	1	1	1	
13	5MV-2589F-00	BOLT, LEVER	1	1	1	
14	95701-06500	NUT, FLANGE	1	1	1	
15	5MV-25867-00	BRACKET, MASTER CYLINDER	1	1	1	
16	5MV-25833-00	BOLT, FITTING	2	2	2	
17	5NY-26372-00	COVER, HANDLE LEVER 1	1	1	1	



5XD5100-D331

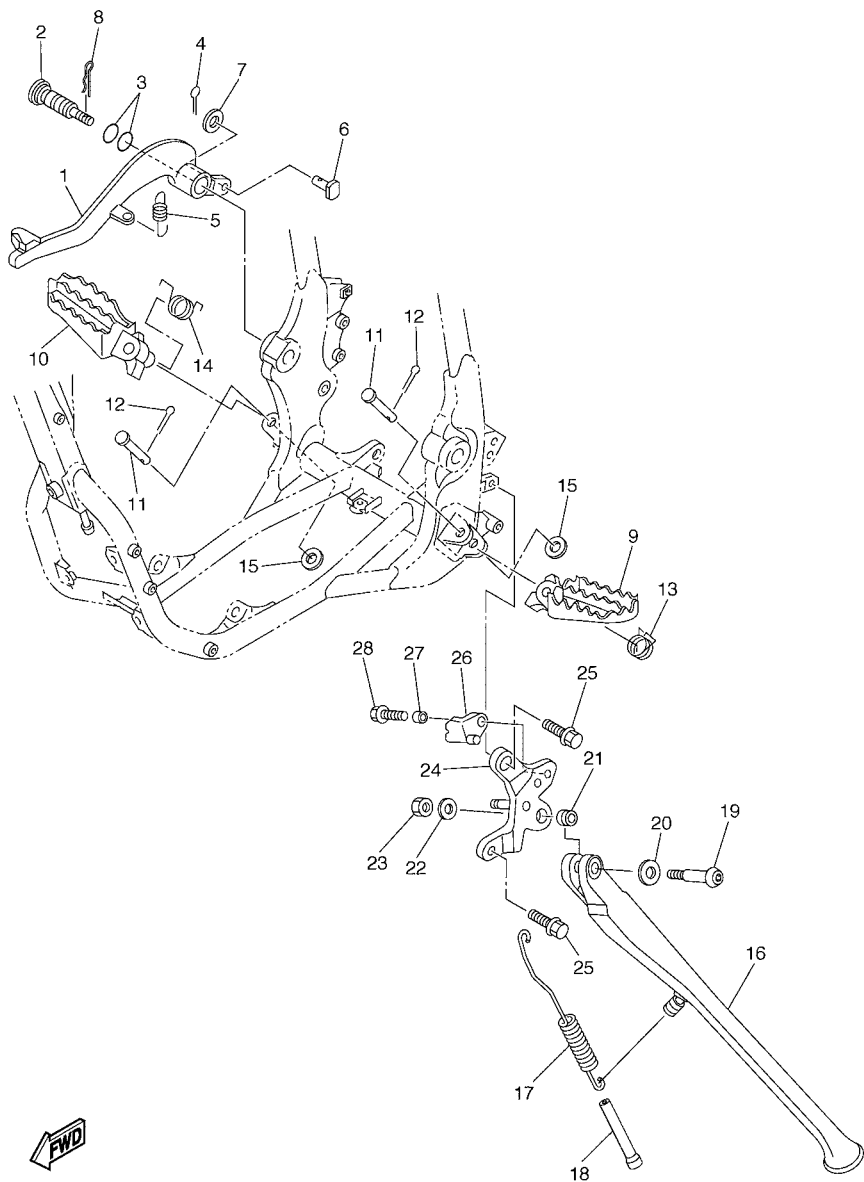


5TJ8100-D360

FIG. 35 STAND & FOOTREST

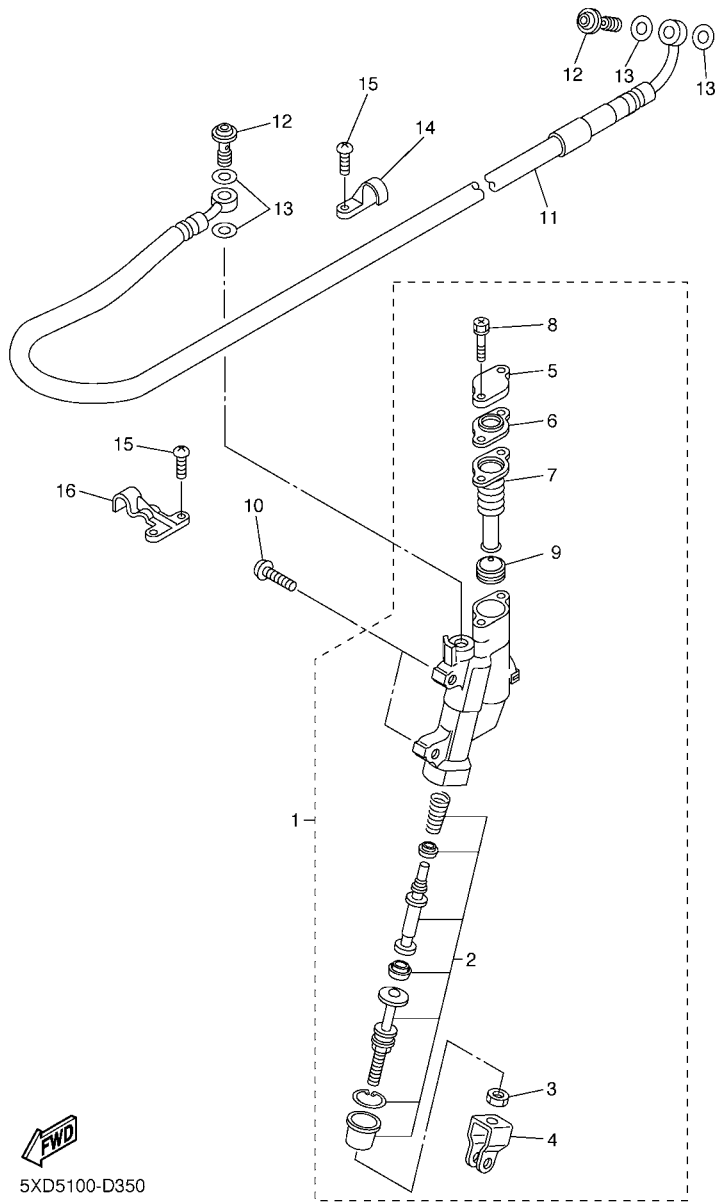
REF. NO.	PART NO.	DESCRIPTION	SUM8	SUM9	SUMA	REMARKS
1	1C3-27200-00	PEDAL, BRAKE	1	1	1	
2	1C3-27217-00	BOLT	1	1	1	
3	93210-11073	O-RING	2	2	2	
4	91401-20012	PIN, COTTER	1	1	1	
5	90506-16500	SPRING, TENSION	1	1	1	
6	90240-08120	PIN, CLEVIS	1	1	1	
7	90201-08089	WASHER, PLATE	1	1	1	
8	90468-16099	CLIP	1	1	1	
9	5ET-27411-00	FOOTREST 1	1	1	1	
10	5ET-27421-00	FOOTREST 2	1	1	1	
11	90240-10142	PIN, CLEVIS	2	2	2	
12	91401-25015	PIN, COTTER	2	2	2	
13	90508-282B8	SPRING, TORSION	1	1	1	
14	90508-282B9	SPRING, TORSION	1	1	1	
15	90201-10119	WASHER, PLATE	2	2	2	
16	5TJ-27311-80	STAND, SIDE	1	1	1	
17	90506-30002	SPRING, TENSION	1	1	1	
18	5TJ-27414-80	DAMPER, FOOTREST	1	1	1	
19	90109-08051	BOLT	1	1	1	
20	92990-10200	WASHER, PLAIN	1	1	1	
21	90387-1003G	COLLAR	1	1	1	
22	90201-086P8	WASHER, PLATE	1	1	1	
23	90185-08055	NUT, SELF-LOCKING	1	1	1	
24	5TJ-21458-50	BRACKET, SIDE STAND	1	1	1	
25	95027-10020	BOLT, FLANGE	2	2	2	
26	5TJ-27314-50	STOPPER	1	1	1	
27	90387-06M24	COLLAR	1	1	1	

FIG. 35 STAND & FOOTREST



5TJ8100-D360

REF. NO.	PART NO.	DESCRIPTION	SUM8	SUM9	SUMA	REMARKS
28	95807-06016	BOLT, FLANGE	1	1	1	
-----						
-----						
-----						
-----						
-----						
-----						
-----						
-----						
-----						
-----						

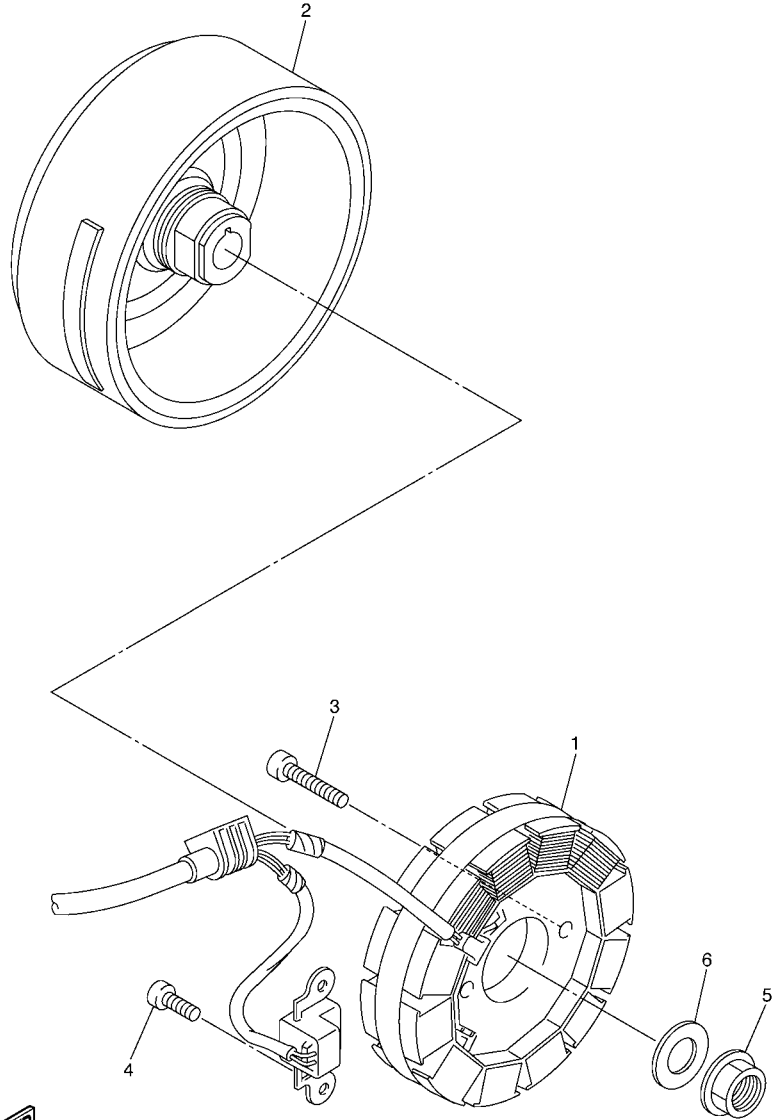


5XD5100-D350

FIG. 36 REAR MASTER CYLINDER

REF. NO.	PART NO.	DESCRIPTION	SUM8	SUM9	SUMA	REMARKS
1	5UN-2583V-00	RR. MASTER CYLINDER ASSY.	1	1	1	
2	5UN-W0042-50	.CYLINDER KIT, MASTER	1	1	1	
3	5UN-27218-00	.NUT	1	1	1	
4	5UN-27222-00	.JOINT	1	1	1	
5	5UN-25852-50	.CAP, RESERVOIR	1	1	1	
6	5UN-2585B-00	.PLATE, DIAPHRAGM	1	1	1	
7	5UN-25854-00	.DIAPHRAGM, RESERVOIR	1	1	1	
8	5UN-27217-00	.BOLT	2	2	2	
9	5CG-25715-00	.SEPARATOR ASSY	1	1	1	
10	90111-06029	BOLT	2	2	2	
11	5UN-25873-00	HOSE, BRAKE 2	1	1	1	
12	90401-10172	BOLT, UNION	2	2	2	
13	90201-10118	WASHER, PLATE	4	4	4	
14	2VM-25876-00	HOLDER, BRAKE HOSE 2	1	1	1	
15	98507-05010	SCREW, PAN HEAD	4	4	4	
16	1C3-25876-00	HOLDER, BRAKE HOSE 2	1	1	1	

FIG. 37 GENERATOR



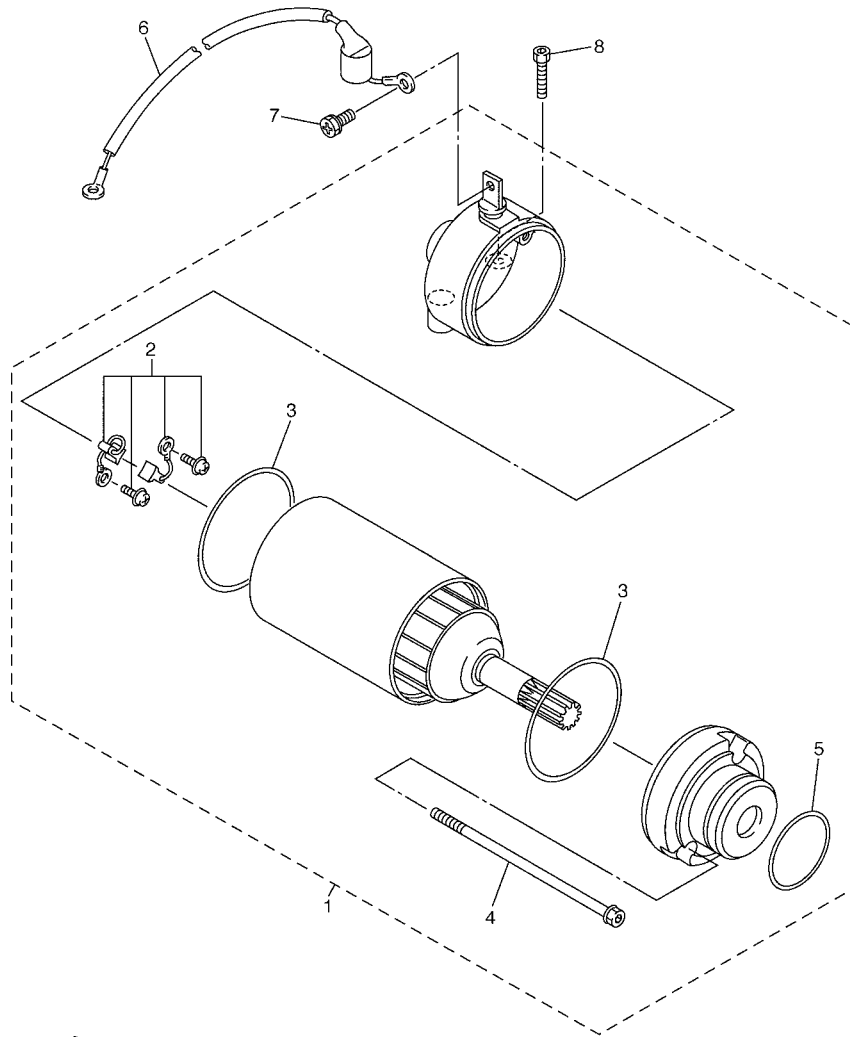
REF. NO.	PART NO.	DESCRIPTION	5UM8	5UM9	5UMA	REMARKS
1	5UM-81410-10	STATOR ASSY	1	1	1	
2	5UM-81450-00	ROTOR ASSY	1	1	1	
3	91317-05020	BOLT	2	2	2	
4	91317-06014	BOLT	2	2	2	
5	90179-12657	NUT	1	1	1	
6	90201-12020	WASHER, PLATE	1	1	1	



5UM5100-C370

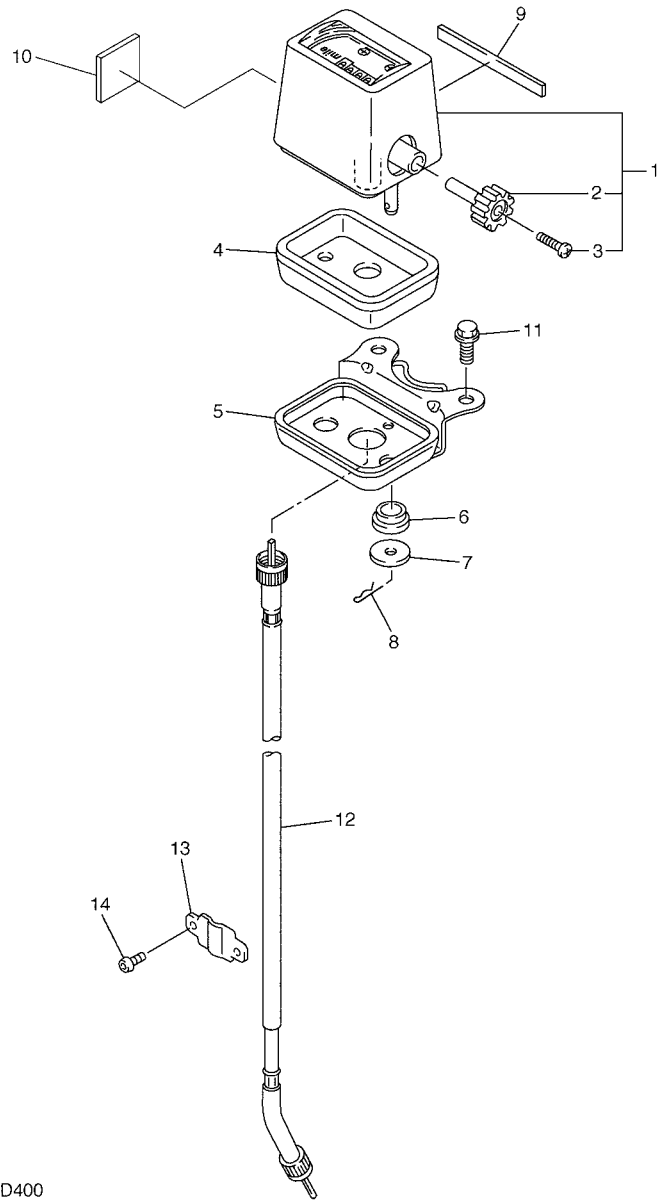
E14

**FIG. 38 STARTING MOTOR**



5UM5100-C380

REF. NO.	PART NO.	DESCRIPTION	5UM8	5UM9	5UMA	REMARKS
1	5UM-81890-00	MOTOR ASSY	1	1	1	
2	5UM-81801-00	.BRUSH SET	1	1	1	
3	5UM-81861-00	.GASKET	2	2	2	
4	5UM-81828-00	.BOLT 2	2	2	2	
5	93210-25711	.O-RING	1	1	1	
6	5UM-8183G-00	CORD COMP.	1	1	1	
7	5JJ-81828-00	BOLT 2	1	1	1	
8	91317-06025	BOLT	2	2	2	

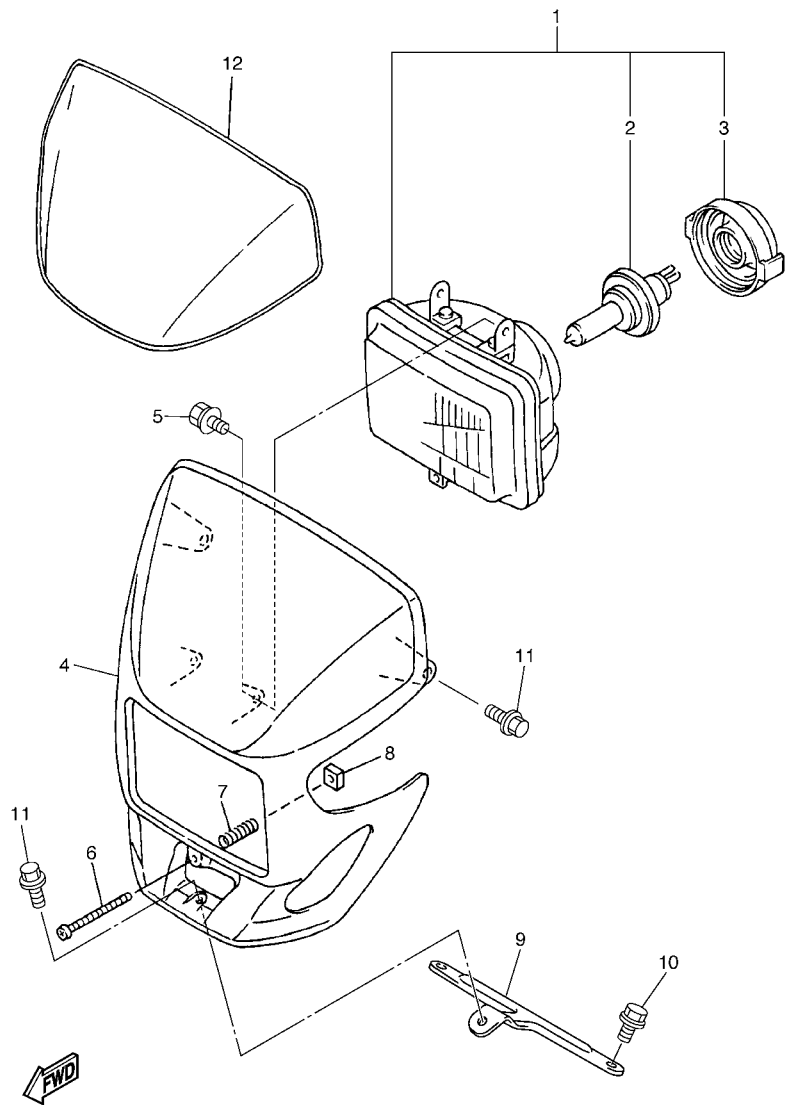


  
5TJ8100-D400

**FIG. 39 METER**

REF. NO.	PART NO.	DESCRIPTION	SUM8	SUM9	SUMA	REMARKS
1	5TJ-8355W-10	TRIP METER COMP. (MILE)	1	1		FOR GBR
	5TJ-8355W-00	TRIP METER COMP. (KM/H)		1	1	
2	1AE-83578-00	.KNOB, TRIP METER	1	1	1	
3	90157-02031	.SCREW, PAN HEAD	1	1	1	
4	4V5-83513-00	DAMPER	1	1	1	
5	5NG-83519-00	BRACKET, METER	1	1	1	
6	1M1-83526-00	DAMPER 2	2	2	2	
7	90201-05033	WASHER, PLATE	2	2	2	
8	437-83525-00	CLIP	2	2	2	
9	2HR-83592-00	DAMPER	1	1	1	
10	5TJ-83513-80	DAMPER	1	1	1	
11	95027-06012	BOLT, FLANGE	2	2	2	
12	5BF-83550-00	SPEEDOMETER CABLE ASSY	1	1	1	
13	5BF-2317M-00	STAY 3	1	1	1	
14	92017-05008	BOLT, BUTTON HEAD	2	2	2	



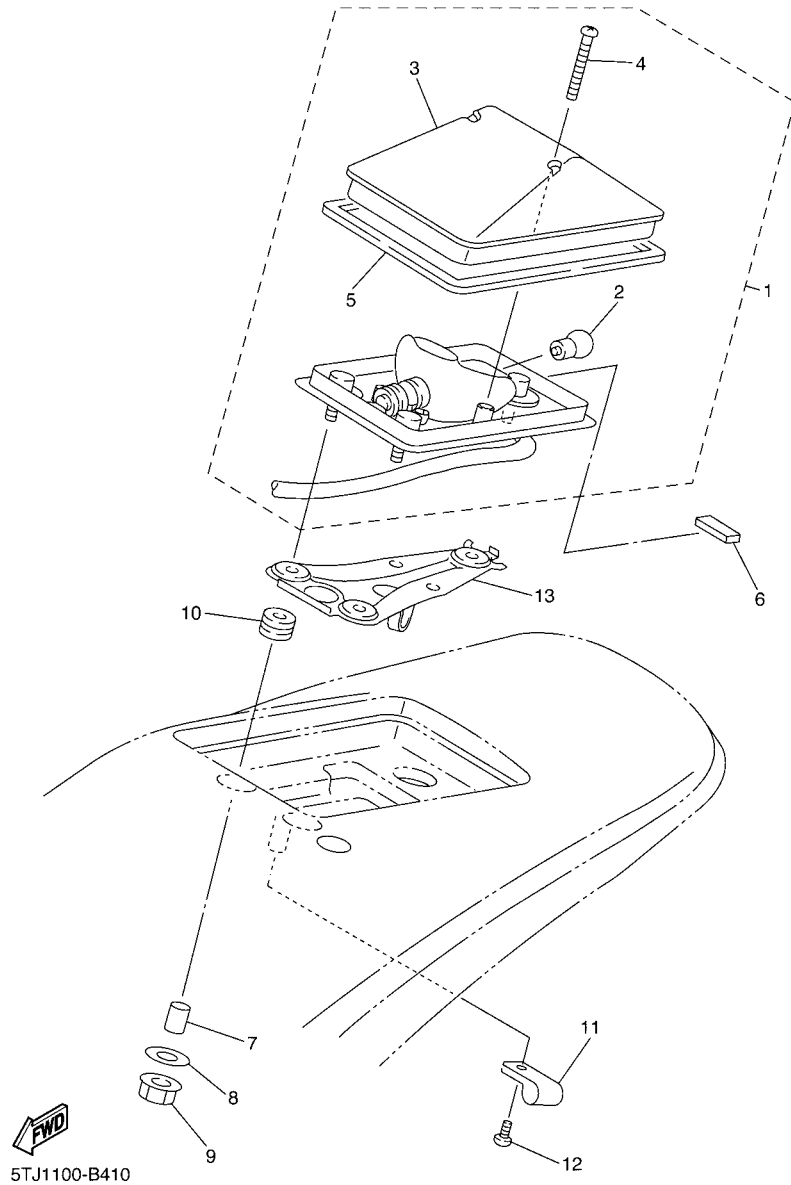


5TJ8100-D410

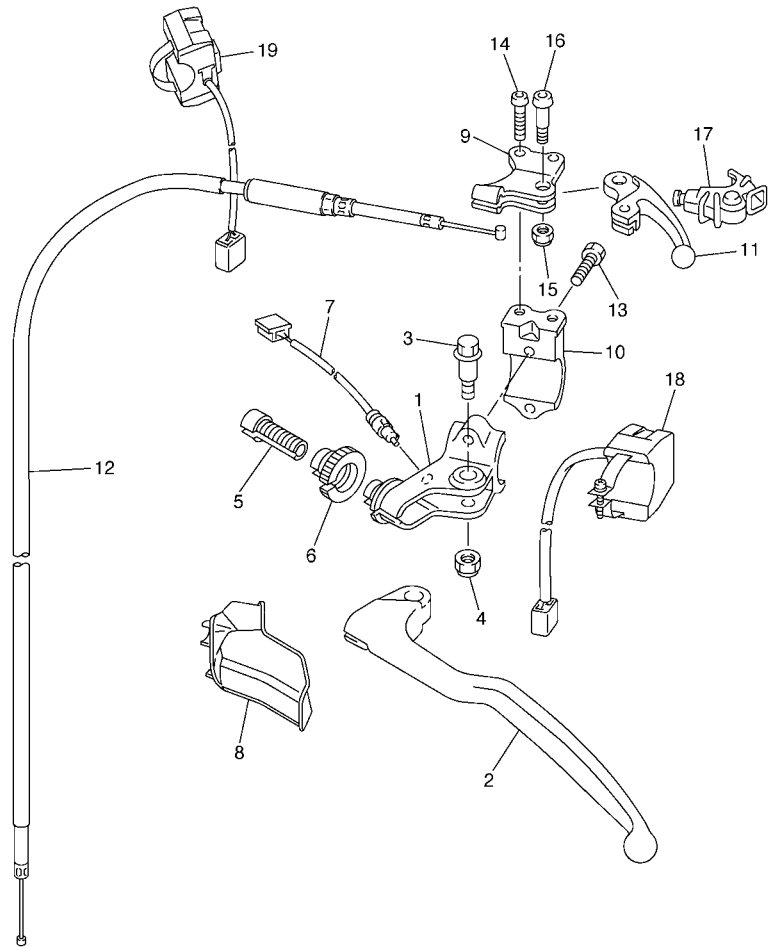
**FIG. 40 HEADLIGHT**

REF. NO.	PART NO.	DESCRIPTION	SUM8	SUM9	SUMA	REMARKS
1	5BF-84310-01	HEADLIGHT UNIT ASSY	1	1	1	
2	8G9-84314-00	.BULB (12V-60/55W)	1	1	1	(H4)HALOGEN
3	5BF-84397-00	.COVER, SOCKET	1	1	1	
4	5BF-84330-01	BODY ASSY	1	1	1	
5	55U-84337-00	BOLT, SPECIAL	2	2	2	
6	5BF-8433E-00	SCREW, ADJUSTING	1	1	1	
7	5BF-84335-00	SPRING	1	1	1	
8	5BF-84334-00	NUT, ADJUSTING	1	1	1	
9	5PH-84319-50	STAY, HEADLIGHT 2	1	1	1	
10	95027-08012	BOLT, FLANGE	2	2	2	
11	90105-06055	BOLT, FLANGE	3	3	3	
12	5BF-2339E-00	GRAPHIC 1	1	1	1	

FIG. 41 TAILLIGHT



REF. NO.	PART NO.	DESCRIPTION	SUM8	SUM9	SUMA	REMARKS
1	5TJ-84710-00	TAILLIGHT UNIT ASSY	1	1	1	
2	36Y-84714-40	.BULB, TAILLIGHT (12V-21/5W)	1	1	1	
3	4GY-84733-00	.LENS, TAILLIGHT	1	1	1	
4	97706-40530	.SCREW, TAPPING	2	2	2	
5	4GY-84723-00	.GASKET, TAIL LENS	1	1	1	
6	1HX-27415-00	PLATE, DAMPER	1	1	1	
7	90387-065L5	COLLAR	3	3	3	
8	90201-06057	WASHER, PLATE	3	3	3	
9	95707-06500	NUT, FLANGE	3	3	3	
10	90480-14102	GROMMET	3	3	3	
11	90461-11099	CLAMP	2	2	2	
12	97780-40010	SCREW, TAPPING	2	2	2	
13	5TJ-21677-00	PLATE, FITTING 3	1	1	1	

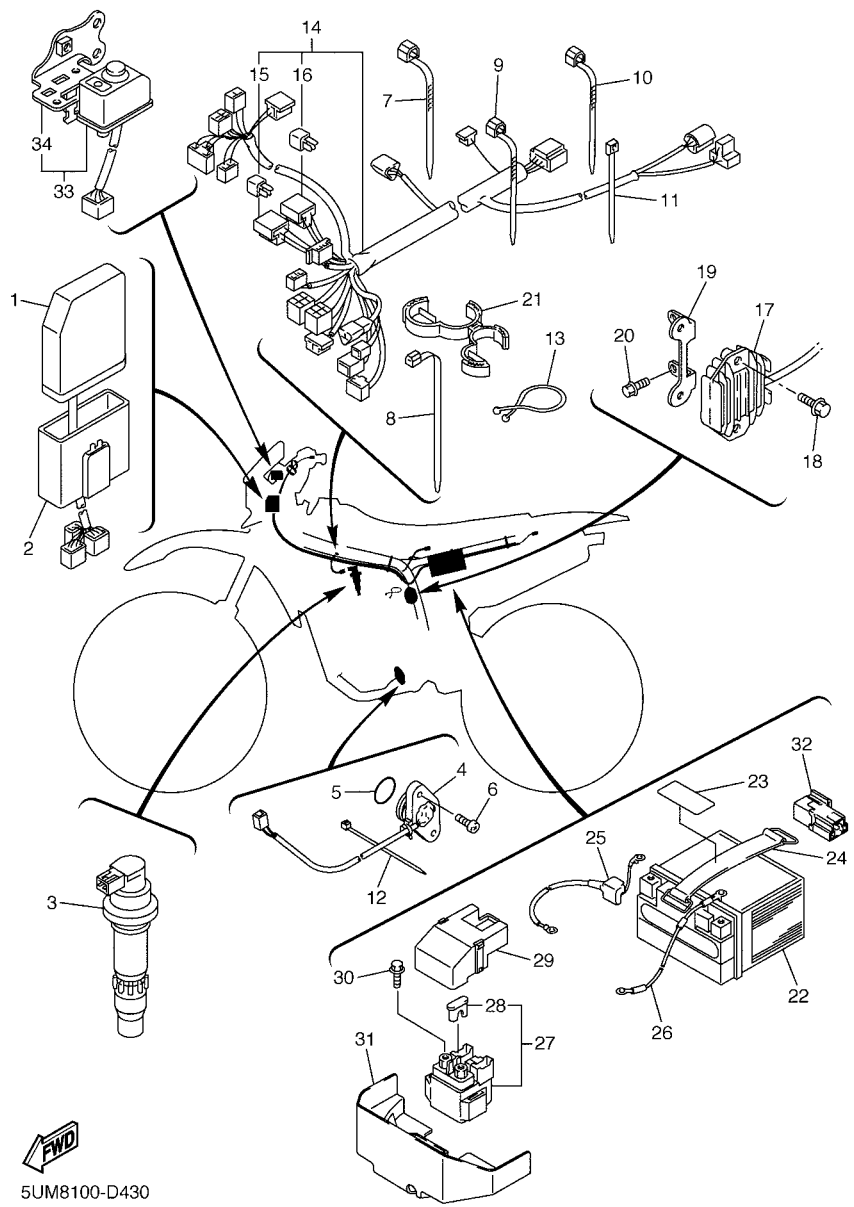


**FIG. 42 HANDLE SWITCH & LEVER**

REF. NO.	PART NO.	DESCRIPTION	SUM8	SUM9	SUMA	REMARKS
1	5TJ-82911-80	HOLDER, LEVER 1	1	1	1	
2	5TJ-83912-80	LEVER 1	1	1	1	
3	90109-06034	BOLT	1	1	1	
4	5LP-84126-10	NUT, LENS FITTING	1	1	1	
5	5HD-26337-00	BOLT, ADJUSTING	1	1	1	
6	5HD-83951-00	BOLT, CABLE ADJUSTING	1	1	1	
7	5TJ-82917-01	SWITCH	1	1	1	
8	5TJ-26372-80	COVER, HANDLE LEVER 1	1	1	1	
9	5XD-82946-00	HOLDER, STARTER LEVER	1	1	1	
10	5XD-82913-00	HOLDER, LEVER LOWER 1	1	1	1	
11	5TA-83941-00	LEVER, STARTER	1	1	1	
12	5TA-26334-00	CABLE, STARTER 2	1	1	1	
13	90101-05033	BOLT	2	2	2	
14	92014-05012	BOLT, BUTTON HEAD	2	2	2	
15	95607-05100	NUT, U	1	1	1	
16	90149-05162	SCREW	1	1	1	
17	5TA-26339-00	BOOT	1	1	1	
18	5TJ-83976-01	SWITCH, HANDLE 1	1	1	1	
19	5TJ-83976-11	SWITCH, HANDLE 1	1	1	1	



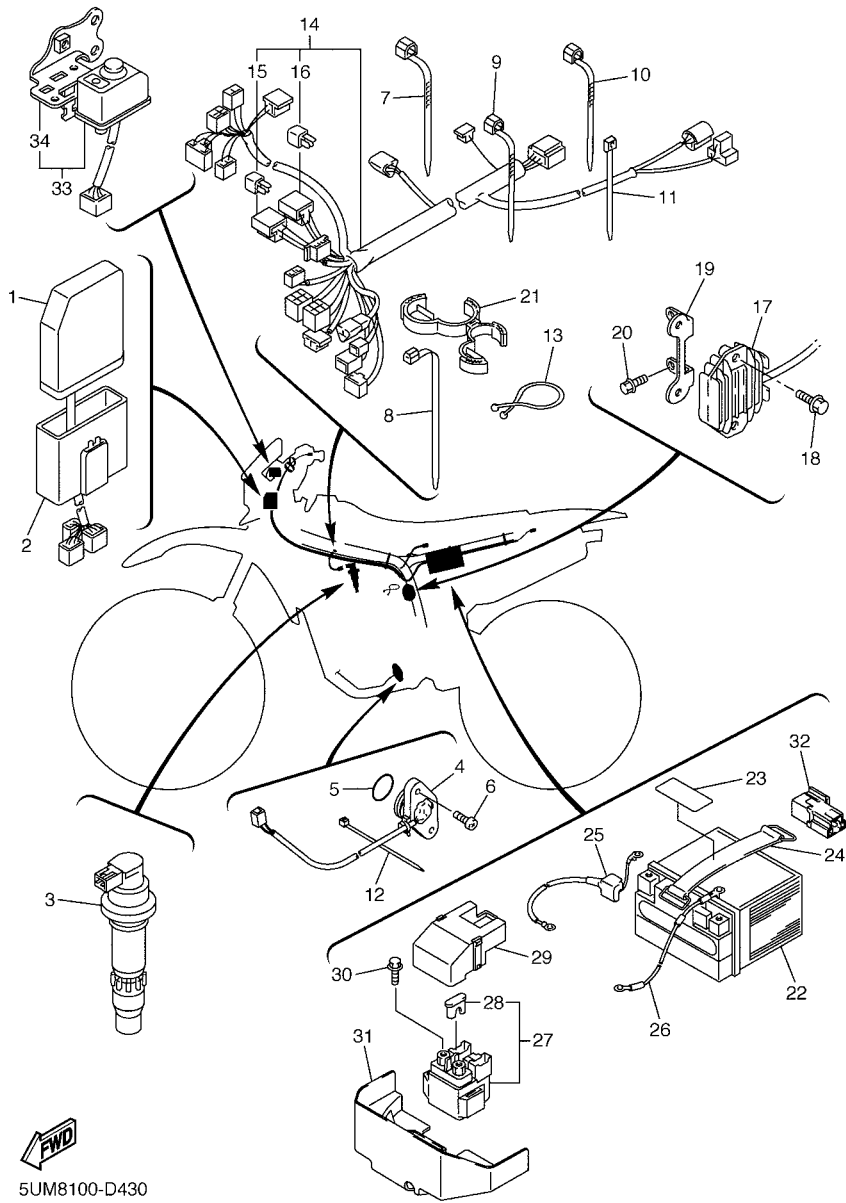
5TJ5100-C420



5UM8100-D430

FIG. 43 ELECTRICAL 1

REF. NO.	PART NO.	DESCRIPTION	5UM8	5UM9	5UMA	REMARKS
1	5UM-85540-80	C.D.I. UNIT ASSY	1			
	5UM-85540-90	C.D.I. UNIT ASSY		1	1	
2	5TJ-85546-00	BAND	1	1	1	
3	5UL-82310-10	IGNITION COIL ASSY	1	1	1	
4	5TJ-82540-01	NEUTRAL SWITCH ASSY	1	1	1	
5	93210-21276	O-RING	1	1	1	
6	90154-05026	SCREW, BINDING	2	2	2	
7	90464-13077	CLAMP	4	4	4	
8	90465-13275	CLAMP	7	7	7	
9	90464-13073	CLAMP	5	5	5	
10	90464-15195	CLAMP	1	1	1	
11	90465-13152	CLAMP	5	5	5	
12	5Y9-12491-00	CLAMP 1	3	3	3	
13	90464-23041	CLAMP	1	1	1	
14	5TJ-82590-90	WIRE HARNESS ASSY	1	1	1	
15	5TJ-81980-00	.DIODE ASSY	1	1	1	
16	4WA-81980-00	.DIODE ASSY	1	1	1	
17	5TJ-81960-02	RECTIFIER & REGULATOR ASSY	1	1	1	
18	95027-06020	BOLT, FLANGE	2	2	2	
19	5TJ-2128A-01	BRACKET, REGULATOR	1	1	1	
20	95027-06010	BOLT, FLANGE	2	2	2	
21	90464-29223	CLAMP	1	1	1	
22	5UM-82100-09	BATTERY ASSY (YTX5L-BS)	1	1	1	
23	1JK-21268-00	SEAL	1	1	1	
24	8CY-82131-00	BAND, BATTERY	1	1	1	
25	5TJ-82115-00	WIRE, PLUS LEAD	1	1	1	
26	5UM-82116-00	WIRE, MINUS LEAD	1	1	1	

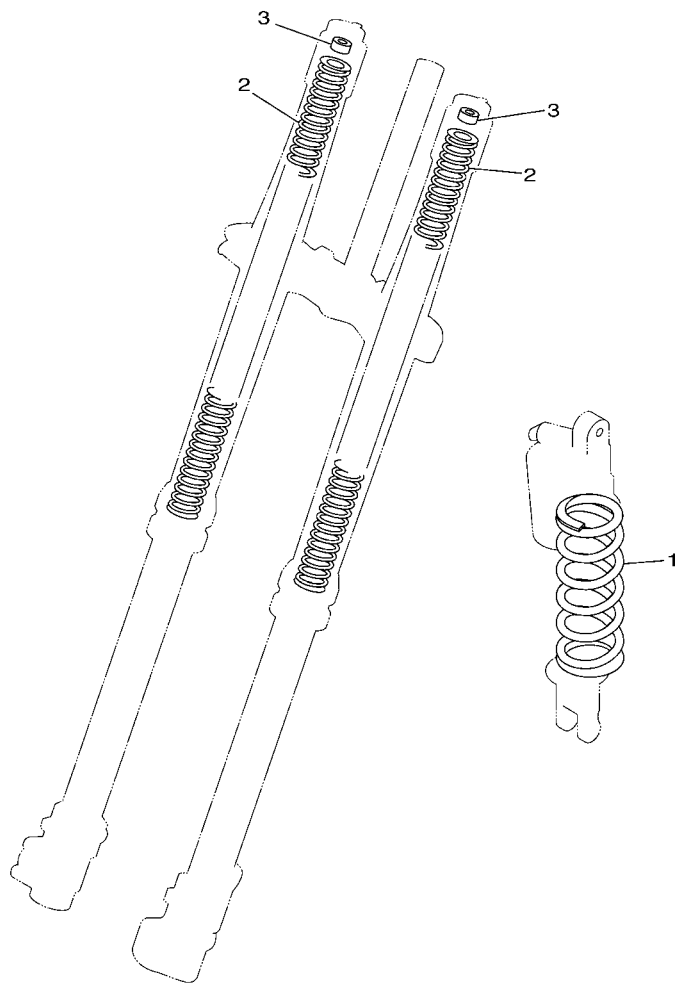


5UM8100-D430

FIG. 43 ELECTRICAL 1

REF. NO.	PART NO.	DESCRIPTION	5UM8	5UM9	SUMA	REMARKS
27	5TJ-81940-11	STARTER RELAY ASSY	1	1	1	
28	42X-82151-00	.FUSE (10A-BL)	2	2	2	
29	5SL-82119-10	COVER, LEAD WIRE	1	1	1	
30	95027-06008	BOLT, FLANGE	2	2	2	
31	5TJ-81952-80	HOLDER, RELAY	1	1	1	
32	8DM-81950-00	RELAY ASSY	1	1	1	
33	5TJ-82510-80	MAIN SWITCH ASSY	1	1	1	
34	5TJ-82514-80	.STAY, MAIN SWITCH	1	1	1	

FIG. 44 ALTERNATE FOR CHASSIS



5NL1100-1390

REF. NO.	PART NO.	DESCRIPTION	SUM8	SUM9	SUMA	REMARKS
1	5UN-22212-00	SPRING (K=42N/MM)	1	1	1	AP
	5UN-22212-10	SPRING (K=44N/MM)	1	1	1	AP
	5UN-22212-30	SPRING (K=48N/MM)	1	1	1	AP
	5UN-22212-50	SPRING (K=52N/MM)	1	1	1	AP
	5UN-22212-60	SPRING (K=54N/MM)	1	1	1	AP
	5UN-22212-70	SPRING (K=56N/MM)	1	1	1	AP
2	5TJ-23141-00	SPRING (K=4.0N/MM)	2	2	2	AP
	5TJ-23141-10	SPRING (K=4.1N/MM)	2	2	2	AP
	5TJ-23141-40	SPRING (K=4.4N/MM)	2	2	2	AP
	5TJ-23141-50	SPRING (K=4.5N/MM)	2	2	2	AP
	5TJ-23141-60	SPRING (K=4.6N/MM)	2	2	2	AP
3	5XE-23364-00	COLLAR 2	2	2	2	UN AP



NUMERICAL INDEX

PART NO.	GRID NO.	PART NO.	GRID NO.	PART NO.	GRID NO.	PART NO.	GRID NO.	PART NO.	GRID NO.	PART NO.	GRID NO.
5NL-16384-00	C - 11	5UN-2153A-00	D - 8	5UN-22212-20	D - 9	1C3-23145-L0	D - 12	5NY-24610-00	D - 15	5UN-2585B-00	E - 13
5NL-17121-00	C - 13	4XL-2153A-10	D - 14	5UN-22212-30	F - 8	5XE-23146-L0	D - 12	5TJ-2470F-80	E - 3	5MV-25867-00	E - 10
5PH-17131-10	C - 13	4ES-2153E-01	D - 5	5UN-22212-40	D - 9	5TJ-23149-L0	D - 12	5TJ-24710-80	E - 3	5NY-25868-00	E - 10
5PH-17141-10	C - 13	5TJ-21610-80	D - 5	5UN-22212-50	F - 8	1C3-2314F-L0	D - 12	5NY-25104-00	E - 4	5TJ-25872-80	E - 10
5PH-17151-00	C - 13	5XD-21635-00	D - 5	5UN-22212-60	F - 8	5XE-23153-L0	D - 12	5NG-25111-50	E - 4	5UN-25873-00	E - 13
5PH-17211-00	C - 13	5UM-2163G-50	D - 5	5UN-22212-70	F - 8	3JD-23158-L0	D - 12	5NY-25117-00	E - 4	1C3-25875-00	E - 5
5NL-17221-00	C - 13	5TA-21642-00	D - 5	3SP-22213-00	D - 9	1C3-2315H-00	D - 14	5TJ-25118-80	E - 4	1C3-25876-00	E - 13
5PH-17231-10	C - 13	5TJ-21677-00	F - 4	5XE-22214-00	D - 9	5TJ-2315J-80	D - 14	1C3-25181-00	E - 4	2VM-25876-00	E - 13
5PH-17241-10	C - 13	5TJ-21711-80	D - 6	5MV-22224-00	D - 9	5UM-2316A-80	D - 12	5TJ-25183-80	E - 4	5MV-2589F-00	E - 10
5PH-17251-10	C - 13	5TJ-21721-00	D - 6	4JX-22226-00	D - 9	5UM-2316A-90	D - 12	5NG-25190-50	E - 4	5UN-25914-00	E - 8
5NL-17402-00	C - 13	5NL-2172A-11	D - 6	3SP-22234-00	D - 9	5UM-2316A-A0	D - 12	5GS-25304-00	E - 6	5DH-25914-50	E - 8
5PH-17411-10	C - 13	5TA-21730-00	D - 6	5NY-22241-00	D - 10	5TJ-23170-80	D - 12	5ET-25311-00	E - 6	3SP-25914-51	E - 5
5NL-17466-00	C - 6	5XD-2173E-10	D - 6	5XE-22242-00	D - 10	5TJ-23170-90	D - 12	5ET-25317-00	E - 6	5DH-25916-00	E - 5
5NL-17471-00	C - 14	5XD-2173F-10	D - 6	1C3-22253-00	D - 9	5XE-223171-L0	D - 12	4XM-25364-00	E - 6		
5UL-18101-00	D - 2	5TA-21740-00	D - 6	5MV-22253-00	D - 9	5BF-2317M-00	F - 2	5TJ-25367-80	E - 7	3JD-25917-00	E - 5
5UL-18110-00	D - 2	5TJ-2174A-00	D - 6	4AA-22259-40	D - 9	5DH-23183-00	D - 9	1C3-25381-00	E - 7		
5LP-18122-01	D - 2	5TA-2174T-00	D - 5	4AA-22259-60	D - 9	509-23184-L0	D - 9	5TJ-25383-80	E - 7	5DH-25919-00	E - 5
3XK-18140-00	C - 15	5TA-21756-00	D - 3	4AA-22259-80	D - 9	5MV-23195-L0	D - 12	1C3-25388-00	E - 7	5DH-25919-50	E - 8
5BE-18172-00	D - 2	2TK-21757-00	B - 13	1P8-22355-00	D - 7	5TJ-2319U-00	D - 11	1C3-25389-00	E - 7	8CR-25924-00	E - 8
3XJ-18173-10	D - 2	5TJ-21757-00	B - 13	4EW-22474-00	D - 9	5TJ-2331E-80	D - 11	3JE-25394-00	E - 6	3SP-25926-51	E - 5
3XJ-18178-00	D - 2	5MV-2175C-00	D - 6	3JE-22475-00	D - 9	5TJ-23340-L0	D - 14	4XM-25394-00	E - 6	5DH-25933-00	E - 5
3XJ-18182-00	D - 2	4XV-2177L-01	B - 12	5NY-22475-00	D - 9	5NY-23346-L0	D - 14	5SF-25394-00	E - 4	1UY-25937-51	E - 5
3XJ-18184-00	D - 2	5GS-21871-00	D - 6	5UN-22898-60	E - 8	3SP-23356-L0	D - 14	1C3-25448-00	E - 6		
4EW-18185-00	D - 2	26H-21874-00	D - 6	1C3-22969-10	D - 7	5XE-23364-00	F - 8	5GS-25448-50	E - 6	1C3-26111-00	E - 9
5NL-18501-00	C - 15	26H-21875-00	D - 6	5UM-23102-90	D - 12	5TJ-23389-80	D - 11	1C3-25449-00	E - 6	1C3-26124-00	E - 9
5NL-18502-00	C - 15	1C3-22110-00	D - 7	5UM-23102-A0	D - 12	5HD-23393-L0	D - 12	1C3-25450-00	E - 6	5BE-26240-00	E - 9
5NL-18503-00	C - 15	5XD-22121-50	D - 8	5UM-23102-L0	D - 12	5BF-2339E-00	F - 3	5TJ-25450-80	E - 6	4GY-26241-00	E - 9
5NL-18541-00	C - 15	1C3-22122-00	D - 8	5UM-23103-90	D - 13	4EW-23416-00	D - 11	1C3-25451-00	E - 6	4GY-26242-00	E - 9
4BA-18542-00	C - 15	5UM-22128-00	D - 7	5UM-23103-A0	D - 13	5TJ-23435-80	D - 11	1C3-25452-00	E - 6	3Y1-26249-00	E - 9
5DH-18562-00	C - 6	5XD-22141-50	D - 7	5UM-23103-L0	D - 13	5XE-23441-00	D - 11	5TJ-25452-80	E - 6	5BE-26281-00	E - 9
5UM-21101-80	D - 3	1C3-22151-00	D - 7	5TJ-23110-90	D - 13	1C3-23466-00	D - 14	5PH-25454-50	E - 6	5BE-26282-00	E - 9
5TJ-21190-80	D - 3	5UN-22176-00	D - 9	5TJ-23110-L0	D - 13	1C3-23467-00	D - 14	5CG-25715-00	E - 10	5SF-26287-00	E - 9
1JK-21268-00	F - 6	4EW-22178-01	D - 3	5XE-23111-L0	D - 12	5TJ-24110-80	D - 15			5XD-26302-00	E - 9
5TJ-2128A-01	F - 6	3JD-22178-20	D - 3	5XE-23113-00	D - 11	4EW-2412F-00	D - 15	5DH-25718-01	E - 8	5TA-26334-00	F - 5
5TJ-21338-00	D - 4	1C3-2217A-00	D - 7	5TJ-23118-L0	D - 12	5XE-24144-00	D - 15	1C3-2580T-00	E - 5	5UM-26335-80	E - 9
5NG-21338-01	D - 4	1C3-2217F-00	D - 7	5TJ-23120-90	D - 12	5SF-24173-00	D - 15	1C3-2580W-00	E - 8	5HD-26337-00	F - 5
1C3-2135F-00	D - 8	5MV-22184-00	D - 9	5TJ-23120-L0	D - 12	5XE-24176-00	D - 15	5MV-2581T-00	E - 5	5TA-26339-00	F - 5
1C3-2139R-00	D - 8	5UM-22199-00	D - 7	5XE-23125-L0	D - 12	22W-24181-00	C - 5	5UN-25827-60	E - 8	5HD-26342-00	E - 9
5UL-21417-00	D - 4	5UM-22201-90	D - 9	5TJ-23136-L0	D - 12	5TJ-24181-00	D - 15	5UN-25828-60	E - 8	5NY-26372-00	E - 10
5UL-21417-10	D - 4	5UM-22201-A0	D - 9	5TJ-23141-00	F - 8	5BE-24182-00	D - 15	5NY-2582W-00	E - 8	5TJ-26372-80	F - 5
5NL-21425-00	D - 3	5UM-22201-L0	D - 9	5TJ-23141-10	F - 8	5NY-24183-00	D - 15	5MV-25833-00	E - 10	1C3-27200-00	E - 11
5NL-21425-10	D - 3	5UM-22201-M0	D - 9	5TJ-23141-40	F - 8	5NY-24186-00	D - 15	5UN-2583V-00	E - 13	1C3-27217-00	E - 11
5TJ-21458-50	E - 11	5UM-22210-90	D - 9	5TJ-23141-50	F - 8	5TJ-24240-20	E - 2	5DH-25849-00	E - 5	5UN-27217-00	E - 13
5NL-21471-01	D - 4	5UM-22210-A0	D - 9	5TJ-23141-60	F - 8	3XJ-24380-00	D - 15	5MV-25852-01	E - 10	5UN-27218-00	E - 13
5NL-2147A-00	D - 4	5UM-22210-L0	D - 9	5TJ-23141-90	D - 12	2GU-24500-02	D - 15	5UN-25852-50	E - 13	5UN-27222-00	E - 13
5UM-2147A-00	D - 4	5UM-22210-M0	D - 9	5UM-23141-A0	D - 12	4X8-24512-00	D - 15	5XE-25853-00	E - 10	5TJ-27311-80	E - 11
5PH-21481-00	D - 4	5UN-22212-00	F - 8	5TJ-23142-L0	D - 12	3AC-24523-00	D - 15	5UN-25854-00	E - 13	5TJ-27314-50	E - 11
5HD-21511-00	D - 5	5UN-22212-10	F - 8	5XE-23144-L0	D - 12	3AJ-24534-01	D - 15	5XE-25854-00	E - 10	5ET-27411-00	E - 11



NUMERICAL INDEX

PART NO.	GRID NO.	PART NO.	GRID NO.	PART NO.	GRID NO.	PART NO.	GRID NO.	PART NO.	GRID NO.	PART NO.	GRID NO.
5TJ-27414-80	E - 11	1AE-83578-00	F - 2	90105-08057	C - 5	90179-18001	C - 11	90209-23012	C - 13	90450-32015	B - 9
1HX-27415-00	F - 4	2HR-83592-00	F - 2		D - 3		C - 14	90215-14204	B - 4	90450-54002	B - 12
5ET-27421-00	E - 11	5TJ-83912-80	F - 5	90105-08120	D - 3	90179-28650	D - 11	90215-16289	C - 11	90450-57008	B - 12
5TA-27491-00	E - 8	5MV-83922-00	E - 10	90105-08659	C - 5	90183-06023	B - 13	90215-20003	C - 11	90450-61001	B - 12
5TA-2814F-00	D - 4	5TA-83941-00	F - 5		E - 5	90185-08055	E - 11		C - 14	90461-11099	F - 4
5ET-28166-00	D - 4	5HD-83951-00	F - 5	90105-09002	B - 2	90185-08169	E - 7	90240-08120	E - 11	90464-13073	F - 6
5TJ-2831V-80	D - 11	5TJ-83976-01	F - 5	90105-09004	B - 2	90185-10060	D - 10	90240-10142	E - 11	90464-13077	F - 6
3FV-28386-00	B - 13	5TJ-83976-11	F - 5	90105-10072	D - 3	90185-14007	D - 8	90267-32146	B - 12	90464-15195	F - 6
5UM-81410-10	E - 14	5LP-84126-10	F - 5	90105-10733	D - 3	90185-16127	D - 7	90280-03006	B - 4	90464-23041	F - 6
5UM-81450-00	E - 14	5BF-84310-01	F - 3	90109-06034	F - 5	90185-20168	E - 7	90338-18004	B - 7	90464-29223	F - 6
5UM-81528-00	C - 8	8G9-84314-00	F - 3	90109-063F8	C - 15	90201-05033	F - 2	90338-18176	D - 3	90465-10013	C - 6
5UM-81801-00	E - 15	5PH-84319-50	F - 3	90109-06418	B - 7	90201-06057	F - 4	90340-12112	B - 2	90465-13152	D - 15
5JJ-81828-00	E - 15	5BF-84330-01	F - 3	90109-065G2	B - 11	90201-06557	D - 5	90340-14128	C - 7		F - 6
5UM-81828-00	E - 15	5BF-84334-00	F - 3	90109-065G4	E - 8	90201-06571	B - 9	90340-27002	C - 7	90465-13275	F - 6
5UM-8183G-00	E - 15	5BF-84335-00	F - 3	90109-066F0	B - 3	90201-08008	C - 5	90387-06009	D - 5	90467-09006	D - 6
5UM-81861-00	E - 15	55U-84337-00	F - 3	90109-08051	E - 11	90201-08089	E - 11	90387-06065	B - 9	90467-10008	D - 15
5UM-81890-00	E - 15	5BF-8433E-00	F - 3	90109-081G1	E - 7	90201-080H1	C - 11	90387-06090	D - 5	90467-11106	B - 2
5TJ-81940-11	F - 7	5BF-84397-00	F - 3	90109-082G0	C - 9	90201-08326	C - 9	90387-065L5	F - 4	90467-14015	B - 2
8DM-81950-00	F - 7	5TJ-84710-00	F - 4	90110-06058	B - 10		E - 7	90387-06M24	E - 11	90467-17089	B - 13
5TJ-81952-80	F - 7	36Y-84714-40	F - 4	90111-06029	E - 13	90201-08410	C - 3	90387-0814J	C - 5	90468-16099	E - 11
5TJ-81953-00	B - 13	4GY-84723-00	F - 4	90116-06541	B - 2	90201-08512	B - 8	90387-086N4	D - 3	90480-01512	D - 5
5TJ-81960-02	F - 6	4GY-84733-00	F - 4	90119-06001	D - 4	90201-086P8	D - 3	90387-1003G	E - 11	90480-14102	F - 4
4WA-81980-00	F - 6	5UM-85540-80	F - 6	90119-06051	D - 6		E - 11	90387-124F4	D - 2	90480-14532	D - 5
5TJ-81980-00	F - 6	5UM-85540-90	F - 6	90119-06096	D - 5	90201-096J9	B - 2	90387-14006	D - 8	90480-15528	B - 9
5UM-82100-09	F - 6	5TJ-85546-00	F - 6	90119-06192	D - 5	90201-10118	E - 10	90387-16010	D - 7	90480-18549	D - 15
5TJ-82115-00	F - 6	5TA-85885-00	C - 3	90119-06225	D - 5		E - 13	90387-18004	D - 7	90501-043E0	B - 11
5UM-82116-00	F - 6	5NY-W0041-00	E - 10	90119-08238	D - 6	90201-10119	E - 11	90387-18007	C - 6	90501-052G5	D - 2
5SL-82119-10	F - 7	5UN-W0042-50	E - 13	90149-05162	F - 5	90201-104R2	C - 10	90387-18009	D - 7	90501-06022	C - 15
8CY-82131-00	F - 6	5MV-W0045-01	E - 5	90149-06011	D - 15	90201-12020	E - 14	90387-20006	C - 13	90501-147A5	C - 9
42X-82151-00	F - 7	1C3-W0046-00	E - 8	90149-06126	C - 6	90201-12166	B - 10	90387-22001	C - 13	90501-16016	C - 9
5UL-82310-10	F - 6	3JD-W0047-00	E - 5	90149-06250	B - 4	90201-145M4	D - 3	90401-08038	B - 11	90501-220A0	C - 11
5TJ-82510-80	F - 7	5UN-W0047-50	E - 8	90149-06326	C - 6	90201-14740	D - 8	90401-10159	B - 11	90506-16500	E - 11
5TJ-82514-80	F - 7	1UY-W0048-50	E - 5	90149-06327	E - 5	90201-15701	C - 7	90401-10172	E - 10	90506-30002	E - 11
5TJ-82540-01	F - 6		E - 8	90151-04001	D - 7	90201-160F6	D - 7		E - 13	90508-12018	C - 12
5TJ-82590-90	F - 6	5UN-W0057-00	E - 5	90152-06010	C - 9	90201-162H4	C - 9	90430-06014	B - 2	90508-26561	C - 15
5TJ-82911-80	F - 5	5UN-W0057-50	E - 8	90154-05026	F - 6	90201-167P7	C - 9		B - 7	90508-282B8	E - 11
5XD-82913-00	F - 5	5XE-W2587-00	E - 10	90157-02031	F - 2	90201-177G4	C - 9		B - 8	90508-282B9	E - 11
5TJ-82917-01	F - 5	90101-05033	F - 5	90159-06078	D - 6	90201-203L1	C - 10	90430-08119	B - 11	90508-291A8	D - 2
5XD-82946-00	F - 5	90101-06001	C - 9	90159-06092	C - 11	90201-203U1	E - 7		D - 3	90508-30743	C - 9
5TJ-8350E-80	D - 11	90101-06034	D - 2	90170-14171	B - 4	90201-20685	C - 9	90430-10188	B - 11	91314-05008	C - 5
4V5-83513-00	F - 2	90101-08777	E - 7	90170-16326	C - 11	90201-21013	D - 7		C - 6	91314-06030	B - 10
5TJ-83513-80	F - 2	90105-05361	D - 11	90170-24373	D - 11	90201-247L2	D - 11	90445-09100	D - 15	91316-04012	B - 14
5NG-83519-00	F - 2	90105-06027	B - 2	90179-06568	D - 7	90201-286K9	D - 11	90445-09220	D - 15	91317-05012	C - 8
437-83525-00	F - 2	90105-06055	D - 6	90179-08299	E - 7	90202-05193	D - 15	90445-11185	D - 15	91317-05020	E - 14
1M1-83526-00	F - 2		F - 3	90179-08674	D - 3	90202-08045	B - 14	90445-112K0	B - 2	91317-06012	B - 9
5BF-83550-00	F - 2	90105-06553	C - 6	90179-10658	D - 3	90206-06090	C - 5	90450-22017	B - 9	91317-06014	E - 14
5TJ-8355W-00	F - 2		C - 14	90179-12657	E - 14	90209-16008	D - 7		B - 10	91317-06025	B - 11
5TJ-8355W-10	F - 2	90105-065A1	C - 8	90179-16002	E - 4	90209-20008	C - 13	90450-25037	B - 9		C - 10

NUMERICAL INDEX

PART NO.	GRID NO.	PART NO.	GRID NO.	PART NO.	GRID NO.	PART NO.	GRID NO.	PART NO.	GRID NO.	PART NO.	GRID NO.
91317-06025	E - 15	93210-21276	F - 6	94108-21015	E - 4	95027-08040	D - 3	99530-10114	C - 6		
91317-06045	C - 6	93210-25711	E - 15	94109-21009	E - 4		D - 11	99530-10116	C - 6		
91317-06055	C - 6	93210-27370	C - 7	94110-18009	E - 6		D - 14	9Y58A-76113	E - 7		
91317-06065	B - 11	93210-47675	B - 11	94113-18015	E - 6	95027-08065	D - 3				
91317-06070	C - 6	93210-60426	C - 7	94211-18176	E - 6	95027-10016	C - 6				
91317-06100	C - 6	93300-60804	D - 3	94213-18012	E - 6	95027-10020	E - 11				
91317-06110	C - 7	93306-00105	B - 8	94227-21101	E - 4	95607-05100	F - 5				
91317-08020	C - 5	93306-00317	C - 13	94309-18146	E - 6	95607-10200	D - 10				
91401-20012	E - 11	93306-00320	C - 13	94309-21161	E - 4	95617-08620	B - 2				
91401-25015	E - 11	93306-07202	E - 6	94416-21005	E - 4	95701-06500	E - 10				
91808-16023	B - 2	93306-20335	B - 4	94418-18006	E - 6	95704-06500	B - 3				
91812-16001	C - 7	93306-20447	C - 13	94421-18005	E - 6	95707-06500	D - 14				
91A11-05125	D - 6	93306-20648	B - 4	94591-53114	B - 7		F - 4				
91A20-05140	D - 6	93306-27205	E - 6	94681-76021	E - 7	95707-08500	B - 2				
92014-05008	C - 5	93306-27208	C - 13	94701-00410	B - 2		D - 3				
92014-05012	F - 5	93306-90403	E - 4	94701-00411	B - 2	95807-06016	E - 12				
92017-05008	F - 2	93306-90501	C - 15	95027-06008	F - 7	95817-08016	D - 4				
92017-08055	D - 3	93310-42057	C - 10	95027-06010	B - 2	95817-10050	D - 3				
92907-06600	B - 7	93310-63238	B - 4		C - 12	95827-06010	B - 9				
92990-10200	E - 11	93311-32261	B - 4		D - 7	95827-06016	B - 13				
93101-14164	C - 7	93315-32165	D - 7		E - 5		D - 6				
93102-12106	B - 8	93315-32166	D - 7		F - 6	95827-08012	D - 3				
93102-12224	C - 11	93317-11287	C - 11	95027-06012	B - 8	97027-06016	B - 7				
		93317-22262	D - 7		B - 11	97706-40530	F - 4				
93102-18278	C - 9	93332-00068	D - 11		D - 4	97707-30512	B - 13				
93102-26468	E - 4	93332-00081	D - 11		E - 8	97707-40016	B - 12				
93102-28010	C - 13	93340-21008	C - 11		F - 2	97707-50516	B - 13				
93106-22019	D - 7	93342-22217	D - 7	95027-06016	C - 7	97707-60016	D - 5				
93106-30001	E - 6	93410-20038	C - 9		D - 15	97780-40010	F - 4				
93106-30045	E - 6	93410-22039	C - 13		E - 8	98502-04012	B - 14				
93109-11073	B - 8	93410-26067	C - 13	95027-06020	B - 13	98507-03008	D - 15				
93109-21001	D - 8	93420-16086	B - 4		D - 2	98507-05010	E - 13				
93109-25001	D - 7	93440-07149	B - 2		D - 11	98507-05020	E - 9				
93109-28043	D - 7	93440-07182	B - 8		F - 6	98507-06025	C - 6				
93210-07003	B - 11		C - 11	95027-06025	B - 7	98706-04012	E - 10				
93210-07135	B - 11	93440-10153	B - 2		B - 8	98707-06025	D - 15				
93210-08001	D - 4		B - 10		B - 9	98907-06025	D - 15				
93210-09008	B - 11	93440-41178	B - 7		B - 10	98980-06008	C - 5				
93210-10197	B - 10	93503-08007	B - 11		C - 7	99001-08600	B - 10				
	C - 6	93507-32009	C - 9	95027-06030	C - 7	99009-12400	B - 10				
93210-11073	E - 11	93511-32027	C - 11	95027-06035	B - 3	99009-16400	C - 9				
93210-12759	B - 11	93603-16219	B - 10		C - 7	99009-17400	C - 9				
93210-14369	C - 7	93604-10011	B - 8	95027-06040	C - 7	99009-22500	C - 7				
93210-15414	B - 9	93608-33002	D - 2	95027-06050	D - 7	99009-45500	E - 6				
93210-16716	C - 7	93612-16254	B - 3	95027-06065	B - 8	99530-08012	B - 10				
93210-17570	C - 9		C - 6	95027-08012	F - 3		C - 10				
93210-19123	C - 7	9383B-13218	C - 13	95027-08016	D - 4	99530-08016	C - 7				
93210-196A4	C - 13	9383B-14222	C - 13	95027-08035	D - 11	99530-10114	B - 10				