



PARTS CATALOGUE

YFM35RY (5YTX) CANADA

YFM35RY (5YTY) EUROPE

YFM35RY (5YTW) OCEANIA

YFM350R (5YTW) JAPAN

YFM35RY/YFM350R
PARTS CATALOGUE
©2008 by Yamaha Motor Co., Ltd.
1st edition, April 2008
All rights reserved.
Any reprinting or unauthorized use
without the written permission of
Yamaha Motor Co., Ltd.
is expressly prohibited.

FOREWORD

This Parts Catalogue is related to the parts for the model(s) on the cover page. When you are ordering replacement parts, please refer to this Parts Catalogue and quote both part numbers and part names correctly.

1. Modifications or additions which have been made after the issue of the Parts Catalogue will be announced in the Parts News.

It is advisable that you make the necessary corrections to the Parts Catalogue according to the Parts News.

2. Abbreviations

The following abbreviations are used in this Parts Catalogue.

“UR” Use specified parts number.

“UN” Use as many as needed.

“AP” Alternate Parts

“LM” Locally Made (Parts need to be ordered locally)

“F#” Frame No. (Applicable machine No.)

“O/S” Over Size

3. The number of components for assembly

- Parts, which are to be supplied in an assembly, are listed with a dot (.) in front of the part name as shown below.
- The numeral appearing to the right of each component part indicates the quantity of parts for each assembly unit.

| PART NO. | DESCRIPTION | Q'TY | REMARKS |
|--------------|--------------------------|------|---------|
| 2F5-83310-60 | FRONT FLASHER LIGHT ASSY | 2 | |
| 115-83311-60 | .BULB (6V-18W) | 1 | |

4. Applicable colours of graphics are represented in the “REMARKS” as shown below.

| PART NO. | DESCRIPTION | Q'TY | REMARKS |
|-----------------|---------------------|------|---------|
| 2N4-24110-00-X5 | FUEL TANK COMP. | 2 | MXR |
| 3J1-24240-10 | .GRAPHIC, FUEL TANK | 1 | FOR MXR |

5. Note that the illustrations for reference in finding parts numbers are not to be used for assembling. When assembling, please use the applicable service manual.

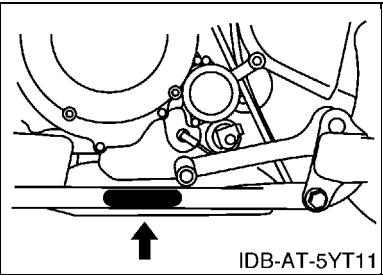
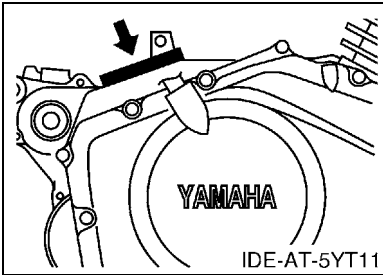
6. The asterisk (*) before a reference number indicates modified items after the first edition.

FOREWORD

7. Applicable Serial No.

Engine Serial No.

Frame Serial No.



8. Applicable Colour Code (The (*) mark shows Model colour.)

| Abbreviation | Colour Name | Colour Code |
|--------------|----------------------------|-------------|
| BWS1(*) | BLUISH WHITE SOLID 1 | 0892 |
| DPBSE(*) | DEEP PURPLISH BLUE SOLID E | 0583 |
| | | |
| | | |
| | | |
| | | |
| | | |
| | | |
| | | |

9. Quantity Column Information

| Column No. | Name Of Q'ty Column | Destination |
|------------|---------------------|-------------|
| 1 | CAN | CANADA |
| 2 | EUR | EUROPE |
| 3 | OCE | OCEANIA |
| 4 | JPN | JAPAN |
| | | |

CONTENTS

ENGINE

| | |
|---------------------------|----|
| CYLINDER HEAD | 1 |
| CYLINDER | 3 |
| CRANKSHAFT & PISTON | 4 |
| VALVE | 6 |
| CAMSHAFT & CHAIN | 7 |
| OIL PUMP | 8 |
| INTAKE | 9 |
| CARBURETOR | 10 |
| EXHAUST | 12 |
| CRANKCASE | 13 |
| CRANKCASE COVER 1 | 14 |
| STARTER CLUTCH | 16 |
| CLUTCH | 17 |
| TRANSMISSION | 19 |
| SHIFT CAM & FORK | 21 |

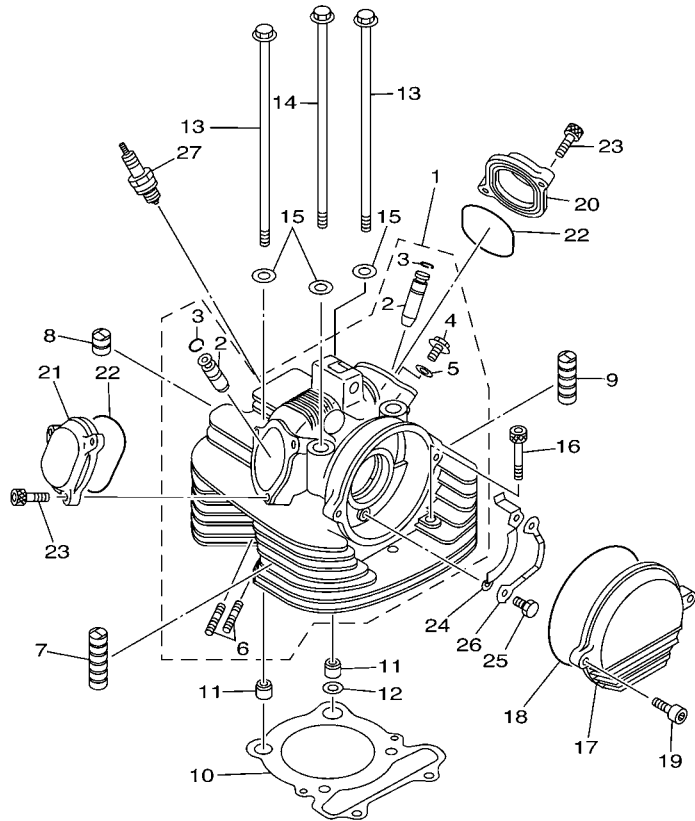
CHASSIS

| | |
|--------------------------------|----|
| FRAME | 23 |
| FRONT FENDER | 25 |
| REAR FENDER | 26 |
| SIDE COVER | 28 |
| REAR ARM | 29 |
| REAR SUSPENSION | 31 |
| STEERING | 32 |
| FRONT SUSPENSION & WHEEL | 33 |
| FUEL TANK | 35 |
| SEAT | 36 |
| FRONT WHEEL | 37 |
| FRONT BRAKE CALIPER | 38 |
| REAR WHEEL | 39 |
| REAR BRAKE | 41 |
| STEERING HANDLE & CABLE | 42 |
| FRONT MASTER CYLINDER | 44 |
| STAND & FOOTREST | 45 |
| REAR MASTER CYLINDER | 46 |
| GUARD | 48 |
| GENERATOR | 49 |
| STARTING MOTOR | 50 |
| HEADLIGHT | 51 |
| TAILLIGHT | 52 |
| TAILLIGHT 2 | 53 |

| | |
|-----------------------------|----|
| HANDLE SWITCH & LEVER | 54 |
| ELECTRICAL 1 | 55 |
| ELECTRICAL 2 | 57 |
| EMBLEM & LABEL 1 | 58 |
| EMBLEM & LABEL 2 | 60 |
| EMBLEM & LABEL 3 | 61 |
| EMBLEM & LABEL 4 | 62 |

INDEX

| | |
|-----------------------|----|
| NUMERICAL INDEX | 63 |
|-----------------------|----|



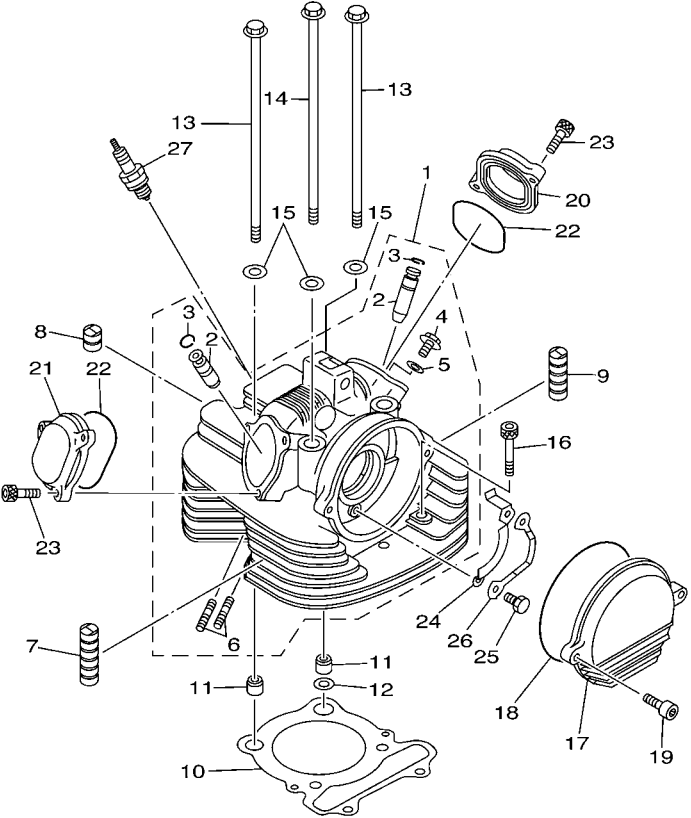
5YTG100-F010

FIG. 1 CYLINDER HEAD

| REF. NO. | PART NO. | DESCRIPTION | CAN | EUR | OC | JPN | REMARKS |
|----------|--------------|-----------------------------|-----|-----|----|-----|---------|
| 1 | 5YT-11101-10 | CYLINDER HEAD ASSY | 1 | 1 | 1 | 1 | |
| 2 | 3Y1-11133-11 | .GUIDE, VALVE 1 | 2 | 2 | 2 | 2 | |
| 3 | 93440-12052 | .CIRCLIP | 2 | 2 | 2 | 2 | |
| 4 | 90401-06001 | .BOLT, UNION | 1 | 1 | 1 | 1 | |
| 5 | 90430-06192 | .GASKET | 1 | 1 | 1 | 1 | |
| 6 | 90116-06041 | .BOLT, STUD | 2 | 2 | 2 | 2 | |
| 7 | 3Y1-11127-00 | ABSORBER 3 | 8 | 8 | 8 | 8 | |
| 8 | 31G-11161-00 | ABSORBER 1 | 2 | 2 | 2 | 2 | |
| 9 | 31G-11127-00 | ABSORBER 3 | 2 | 2 | 2 | 2 | |
| 10 | 1UY-11181-01 | GASKET, CYLINDER HEAD 1 | 1 | 1 | 1 | 1 | |
| 11 | 99530-14016 | PIN, DOWEL | 2 | 2 | 2 | 2 | |
| 12 | 90430-14240 | GASKET | 1 | 1 | 1 | 1 | |
| 13 | 90105-10137 | BOLT, FLANGE | 2 | 2 | 2 | 2 | |
| 14 | 90105-10136 | BOLT, FLANGE | 2 | 2 | 2 | 2 | |
| 15 | 90201-10128 | WASHER, PLATE | 4 | 4 | 4 | 4 | |
| 16 | 91312-08050 | BOLT | 2 | 2 | 2 | 2 | |
| 17 | 5NF-11185-00 | COVER, CYLINDER HEAD SIDE 1 | 1 | 1 | 1 | 1 | |
| 18 | 93211-06635 | O-RING | 1 | 1 | 1 | 1 | |
| 19 | 91312-06025 | BOLT | 2 | 2 | 2 | 2 | |
| 20 | 2NL-11186-12 | COVER, CYLINDER HEAD SIDE 2 | 1 | 1 | 1 | 1 | |
| 21 | 2NL-11187-11 | COVER, CYLINDER HEAD SIDE 3 | 1 | 1 | 1 | 1 | |
| 22 | 93210-57634 | O-RING | 2 | 2 | 2 | 2 | |
| 23 | 91312-06020 | BOLT | 5 | 5 | 5 | 5 | |
| 24 | 3Y1-1111F-00 | PLATE | 1 | 1 | 1 | 1 | |
| 25 | 97002-06012 | BOLT | 2 | 2 | 2 | 2 | |
| 26 | 90215-06162 | WASHER, LOCK | 1 | 1 | 1 | 1 | |
| 27 | 94701-00333 | PLUG, SPARK (NGK DR8EA) | 1 | 1 | 1 | | |

FIG. 1 CYLINDER HEAD

| REF. NO. | PART NO. | DESCRIPTION | CAN | EUR | OCE | JPN | REMARKS |
|----------|-------------|-------------------------|-----|-----|-----|-----|---------|
| 27 | 94703-00333 | PLUG, SPARK (NGK DR8EA) | | | | 1 | |
| ----- | | | | | | | |
| ----- | | | | | | | |
| ----- | | | | | | | |
| ----- | | | | | | | |
| ----- | | | | | | | |
| ----- | | | | | | | |
| ----- | | | | | | | |
| ----- | | | | | | | |
| ----- | | | | | | | |
| ----- | | | | | | | |
| ----- | | | | | | | |
| ----- | | | | | | | |
| ----- | | | | | | | |
| ----- | | | | | | | |
| ----- | | | | | | | |
| ----- | | | | | | | |



5YTG100-F010

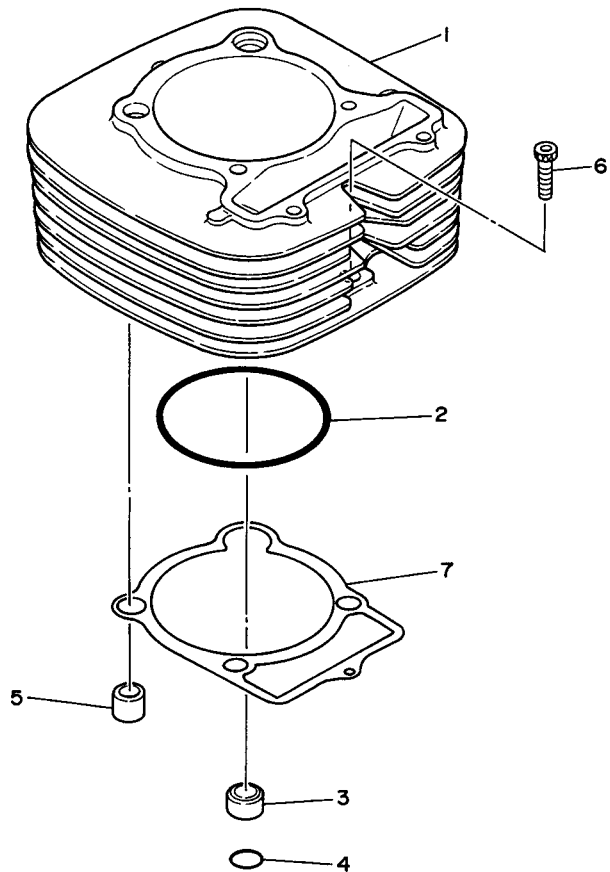


FIG. 2 CYLINDER

| REF. NO. | PART NO. | DESCRIPTION | CAN | EUR | OCE | JPN | REMARKS |
|----------|--------------|------------------|-----|-----|-----|-----|---------|
| 1 | 5YT-11310-00 | CYLINDER | 1 | 1 | 1 | 1 | |
| 2 | 93210-86509 | O-RING | 1 | 1 | 1 | 1 | |
| 3 | 90387-16547 | COLLAR | 1 | 1 | 1 | 1 | |
| 4 | 93210-18322 | O-RING | 1 | 1 | 1 | 1 | |
| 5 | 99530-14016 | PIN, DOWEL | 1 | 1 | 1 | 1 | |
| 6 | 91312-06030 | BOLT | 1 | 1 | 1 | 1 | |
| 7 | 4KB-11351-00 | GASKET, CYLINDER | 1 | 1 | 1 | 1 | |
| | | | | | | | |
| | | | | | | | |
| | | | | | | | |
| | | | | | | | |
| | | | | | | | |
| | | | | | | | |
| | | | | | | | |
| | | | | | | | |



IUY110-7020

FIG. 3 CRANKSHAFT & PISTON

| REF. NO. | PART NO. | DESCRIPTION | CAN | EUR | OC | JPN | REMARKS |
|----------|-----------------|------------------------------|-----|-----|----|-----|---------|
| 1 | 1UY-11400-00 | CRANKSHAFT ASSY | 1 | 1 | 1 | 1 | |
| 2 | 1UY-W1141-00 | .CRANK SUB ASSY 1 | 1 | 1 | 1 | 1 | |
| 3 | 1UY-11422-00 | .CRANK 2 | 1 | 1 | 1 | 1 | |
| 4 | 90240-07105 | .PIN, CLEVIS | 1 | 1 | 1 | 1 | |
| 5 | 90501-07629 | .SPRING, COMPRESSION | 1 | 1 | 1 | 1 | |
| 6 | 93602-13177 | .PIN, DOWEL | 1 | 1 | 1 | 1 | |
| 7 | 30X-11681-00 | .PIN, CRANK 1 | 1 | 1 | 1 | 1 | |
| 8 | 93310-633T5 | .BEARING | 1 | 1 | 1 | 1 | |
| 9 | 1UY-11651-00 | .ROD, CONNECTING | 1 | 1 | 1 | 1 | |
| 10 | 90209-33253 | .WASHER | 2 | 2 | 2 | 2 | |
| 11 | 93306-30622 | BEARING | 1 | 1 | 1 | 1 | |
| 12 | 30X-11496-00 | BOSS, BUFFER | 1 | 1 | 1 | 1 | |
| 13 | 90501-22721 | SPRING, COMPRESSION | 6 | 6 | 6 | 6 | |
| 14 | 93605-10090 | PIN, DOWEL | 3 | 3 | 3 | 3 | |
| 15 | 3Y1-11531-02 | GEAR, BALANCE WEIGHT | 1 | 1 | 1 | 1 | |
| 16 | 30X-11565-00 | WASHER, BEARING COVER | 2 | 2 | 2 | 2 | |
| 17 | 90101-10017 | BOLT | 1 | 1 | 1 | 1 | |
| 18 | 92902-10100 | WASHER, SPRING | 1 | 1 | 1 | 1 | |
| 19 | 93210-16290 | O-RING | 1 | 1 | 1 | 1 | |
| 20 | 90201-10058 | WASHER, PLATE | 1 | 1 | 1 | 1 | |
| 21 | 90280-05048 | KEY, WOODRUFF | 1 | 1 | 1 | 1 | |
| 22 | 5UH-11631-00-C0 | PISTON (STD) | 1 | 1 | 1 | 1 | |
| | 5UH-11636-00 | PISTON (0.50MM O/S) | 1 | 1 | 1 | 1 | AP |
| | 5UH-11638-00 | PISTON (1.00MM O/S) | 1 | 1 | 1 | 1 | AP |
| 23 | 4GB-11610-00 | PISTON RING SET (STD) | 1 | 1 | 1 | 1 | |
| | 4GB-11610-20 | PISTON RING SET (0.50MM O/S) | 1 | 1 | 1 | 1 | AP |
| | 4GB-11610-40 | PISTON RING SET (1.00MM O/S) | 1 | 1 | 1 | 1 | AP |

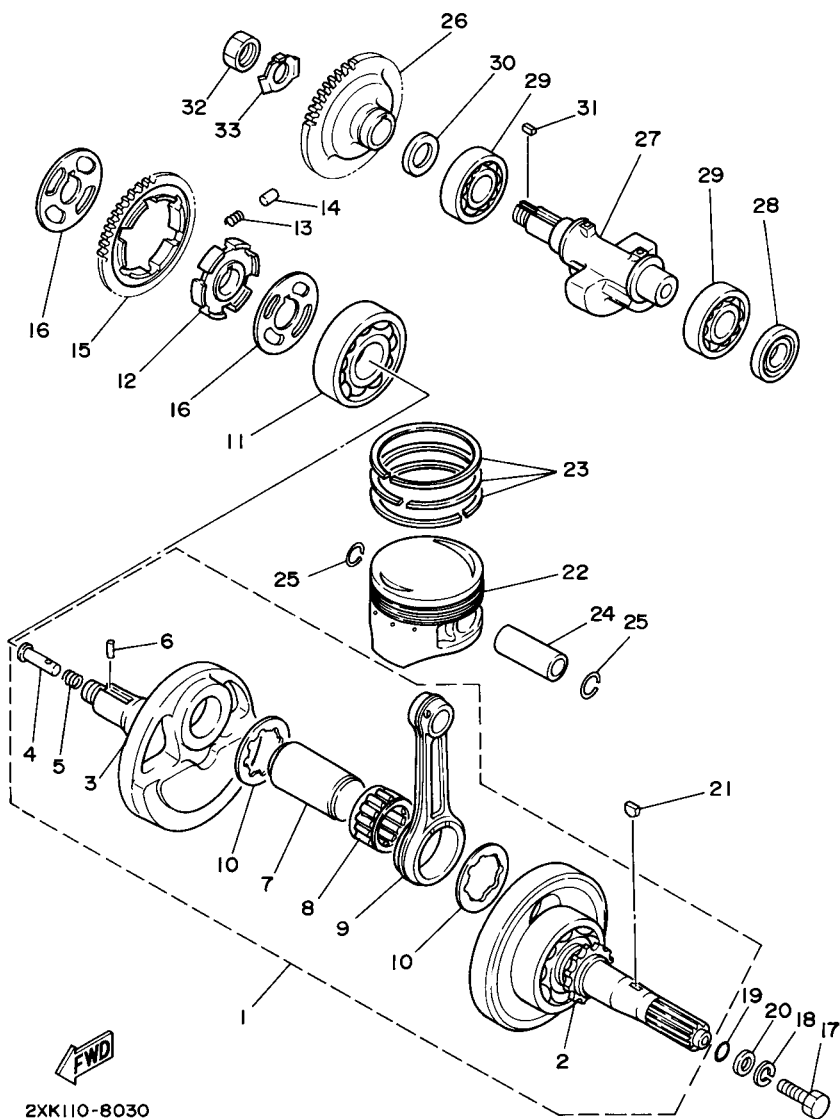
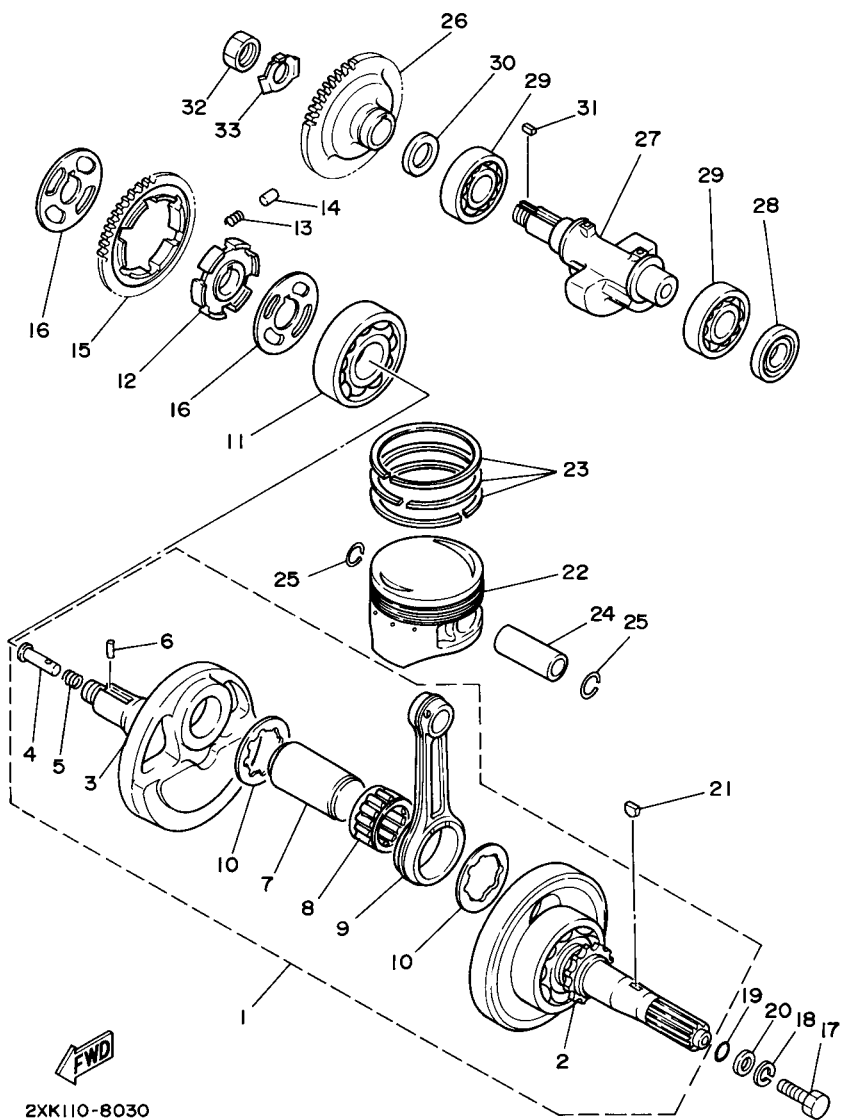
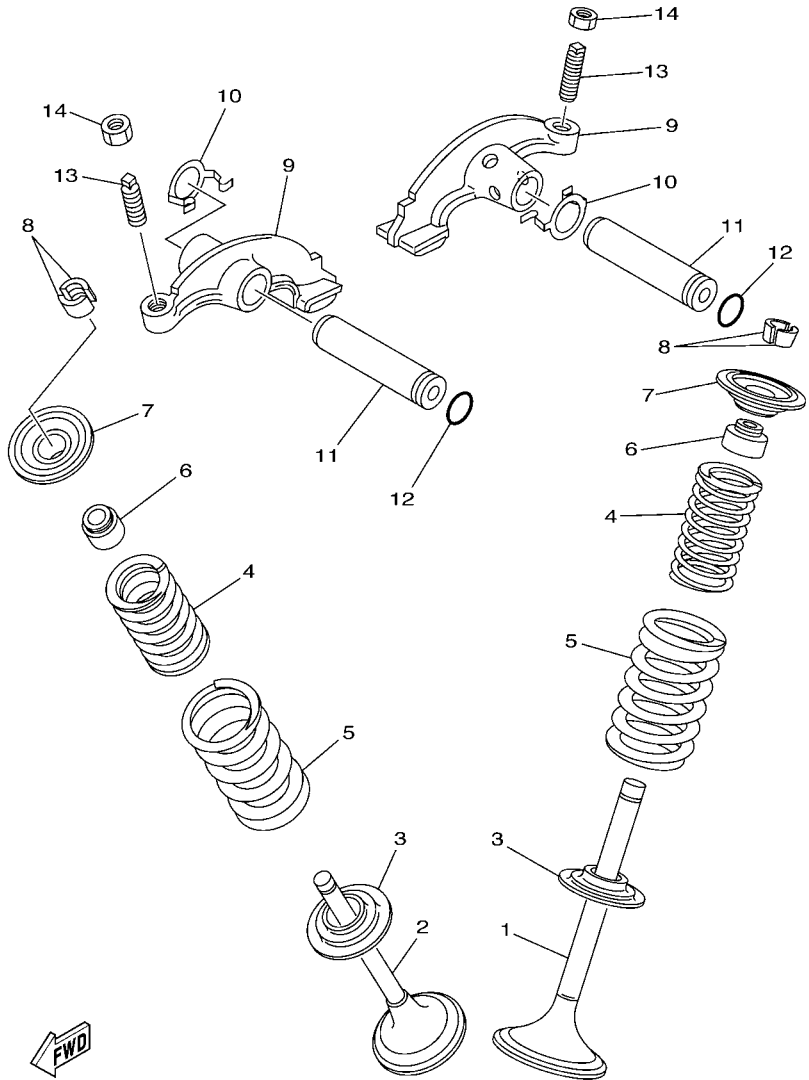


FIG. 3 CRANKSHAFT & PISTON

| REF. NO. | PART NO. | DESCRIPTION | CAN | EUR | OCE | JPN | REMARKS |
|----------|--------------|---------------|-----|-----|-----|-----|---------|
| 24 | 55V-11633-00 | PIN, PISTON | 1 | 1 | 1 | 1 | |
| 25 | 93450-19095 | CIRCLIP | 2 | 2 | 2 | 2 | |
| 26 | 1UY-11536-01 | GEAR, DRIVE | 1 | 1 | 1 | 1 | |
| 27 | 1UY-11454-00 | WEIGHT 1 | 1 | 1 | 1 | 1 | |
| 28 | 93101-25106 | OIL SEAL | 1 | 1 | 1 | 1 | |
| 29 | 93306-20532 | BEARING | 2 | 2 | 2 | 2 | |
| 30 | 90201-207G6 | WASHER, PLATE | 1 | 1 | 1 | 1 | |
| 31 | 90282-05034 | KEY, STRAIGHT | 1 | 1 | 1 | 1 | |
| 32 | 90170-16326 | NUT | 1 | 1 | 1 | 1 | |
| 33 | 90215-16270 | WASHER, LOCK | 1 | 1 | 1 | 1 | |
| ----- | | | | | | | |
| ----- | | | | | | | |
| ----- | | | | | | | |
| ----- | | | | | | | |
| ----- | | | | | | | |
| ----- | | | | | | | |
| ----- | | | | | | | |
| ----- | | | | | | | |
| ----- | | | | | | | |
| ----- | | | | | | | |
| ----- | | | | | | | |





4KBM100-1040

FIG. 4 VALVE

| REF. NO. | PART NO. | DESCRIPTION | CAN | EUR | OC | JPN | REMARKS |
|----------|--------------|------------------------|-----|-----|----|-----|---------|
| 1 | 1UY-12111-01 | VALVE, INTAKE | 1 | 1 | 1 | 1 | |
| 2 | 1UY-12121-01 | VALVE, EXHAUST | 1 | 1 | 1 | 1 | |
| 3 | 3Y1-12116-00 | SEAT, VALVE SPRING | 2 | 2 | 2 | 2 | |
| 4 | 1UY-12113-01 | SPRING, VALVE INNER | 2 | 2 | 2 | 2 | |
| 5 | 1UY-12114-01 | SPRING, VALVE OUTER | 2 | 2 | 2 | 2 | |
| 6 | M01-12129-00 | SEAL, VALVE STEM | 2 | 2 | 2 | 2 | |
| 7 | 3Y1-12117-01 | RETAINER, VALVE SPRING | 2 | 2 | 2 | 2 | |
| 8 | 1J7-12118-00 | COTTER, VALVE | 4 | 4 | 4 | 4 | |
| 9 | 3GD-12151-11 | ARM, VALVE ROCKER | 2 | 2 | 2 | 2 | |
| 10 | 90206-12001 | WASHER, WAVE | 2 | 2 | 2 | 2 | |
| 11 | 4SH-12156-00 | SHAFT, ROCKER 2 | 2 | 2 | 2 | 2 | |
| 12 | 93210-09165 | O-RING | 2 | 2 | 2 | 2 | |
| 13 | 31G-12159-02 | SCREW, VALVE ADJUSTING | 2 | 2 | 2 | 2 | |
| 14 | 31G-12158-00 | NUT, LOCK | 2 | 2 | 2 | 2 | |

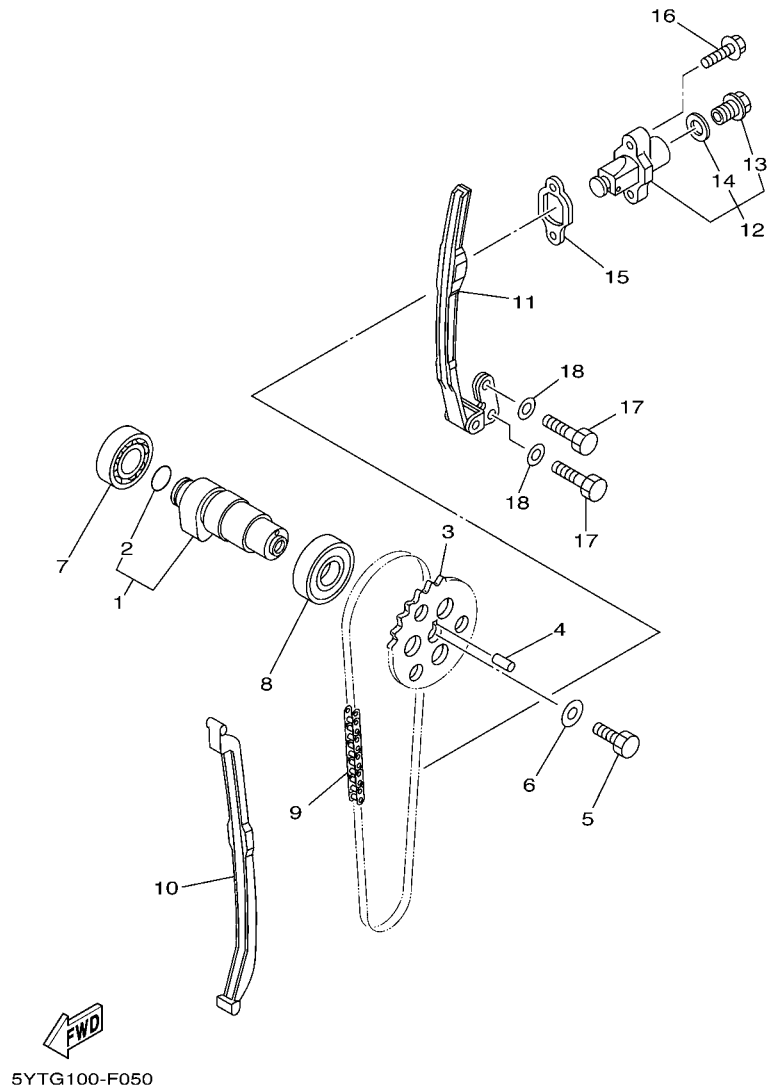
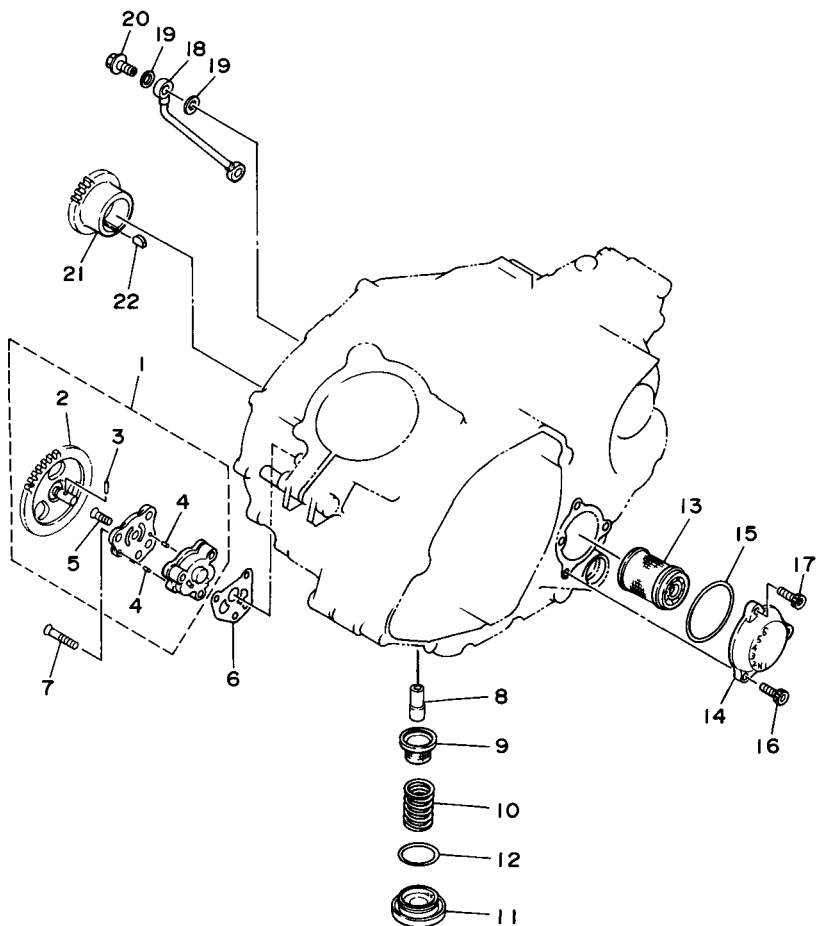


FIG. 5 CAMSHAFT & CHAIN

| REF. NO. | PART NO. | DESCRIPTION | CAN | EUR | OCE | JPN | REMARKS |
|----------|--------------|---------------------------|-----|-----|-----|-----|------------|
| 1 | 5UH-12170-10 | CAMSHAFT ASSY 1 | 1 | 1 | 1 | 1 | |
| 2 | 93210-17003 | .O-RING | 1 | 1 | 1 | 1 | |
| 3 | 5YT-12176-00 | SPROCKET, CAM CHAIN | 1 | 1 | 1 | 1 | |
| 4 | 93604-10011 | PIN, DOWEL | 1 | 1 | 1 | 1 | |
| 5 | 90101-10016 | BOLT | 1 | 1 | 1 | 1 | |
| 6 | 90201-10591 | WASHER, PLATE | 1 | 1 | 1 | 1 | |
| 7 | 93306-00438 | BEARING | 1 | 1 | 1 | 1 | NIHONSEIKO |
| 8 | 93306-00502 | BEARING | 1 | 1 | 1 | 1 | |
| 9 | 94500-02090 | CHAIN (BF05M 90L) | 1 | 1 | 1 | 1 | |
| 10 | 3Y1-12231-01 | GUIDE, STOPPER 1 | 1 | 1 | 1 | 1 | |
| 11 | 1UY-12241-00 | GUIDE, STOPPER 2 | 1 | 1 | 1 | 1 | |
| 12 | 31G-12210-01 | TENSIONER ASSY, CAM CHAIN | 1 | 1 | 1 | 1 | |
| 13 | 31G-12222-00 | .PLUG | 1 | 1 | 1 | 1 | |
| 14 | 31G-12214-00 | .GASKET | 1 | 1 | 1 | 1 | |
| 15 | 3GD-12213-00 | GASKET, TENSIONER CASE | 1 | 1 | 1 | 1 | |
| 16 | 95022-06025 | BOLT, FLANGE | 2 | 2 | 2 | 2 | |
| 17 | 97022-06016 | BOLT | 2 | 2 | 2 | 2 | |
| 18 | 92902-06600 | WASHER, PLATE | 2 | 2 | 2 | 2 | |
| | | | | | | | |
| | | | | | | | |
| | | | | | | | |

FIG. 6 OIL PUMP

| REF. NO. | PART NO. | DESCRIPTION | CAN | EUR | OC | JPN | REMARKS |
|----------|--------------|---------------------------|-----|-----|----|-----|---------|
| 1 | 1UY-13300-00 | OIL PUMP ASSY | 1 | 1 | 1 | 1 | |
| 2 | 1UY-13326-00 | .GEAR, PUMP DRIVEN 2 | 1 | 1 | 1 | 1 | |
| 3 | 93603-12030 | .PIN, DOWEL | 1 | 1 | 1 | 1 | |
| 4 | 93603-07073 | .PIN, DOWEL | 2 | 2 | 2 | 2 | |
| 5 | 90151-06010 | .SCREW, COUNTERSUNK | 1 | 1 | 1 | 1 | |
| 6 | 3GD-13329-00 | GASKET, PUMP COVER | 1 | 1 | 1 | 1 | |
| 7 | 98702-06030 | SCREW, FLAT HEAD | 3 | 3 | 3 | 3 | |
| 8 | 2XK-13416-00 | PIPE, OIL 1 | 1 | 1 | 1 | 1 | |
| 9 | 51Y-13411-00 | STRAINER, OIL | 1 | 1 | 1 | 1 | |
| 10 | 90501-18576 | SPRING, COMPRESSION | 1 | 1 | 1 | 1 | |
| 11 | 30X-15351-00 | PLUG, DRAIN | 1 | 1 | 1 | 1 | |
| 12 | 93210-35520 | O-RING | 1 | 1 | 1 | 1 | |
| 13 | 1UY-13440-02 | ELEMENT ASSY, OIL CLEANER | 1 | 1 | 1 | 1 | |
| 14 | 3GD-13447-00 | COVER, OIL ELEMENT | 1 | 1 | 1 | 1 | |
| 15 | 93210-54175 | O-RING | 1 | 1 | 1 | 1 | |
| 16 | 91312-06020 | BOLT | 2 | 2 | 2 | 2 | |
| 17 | 90110-06189 | BOLT, HEXAGON SOCKET HEAD | 1 | 1 | 1 | 1 | |
| 18 | 1UY-13161-01 | PIPE, DELIVERY 1 | 1 | 1 | 1 | 1 | |
| 19 | 90430-08119 | GASKET | 4 | 4 | 4 | 4 | |
| 20 | 90401-08004 | BOLT, UNION | 2 | 2 | 2 | 2 | |
| 21 | 1UY-13324-00 | GEAR, PUMP DRIVE | 1 | 1 | 1 | 1 | |
| 22 | 90280-05013 | KEY, WOODRUFF | 1 | 1 | 1 | 1 | |



FWD
3GD1110-9060

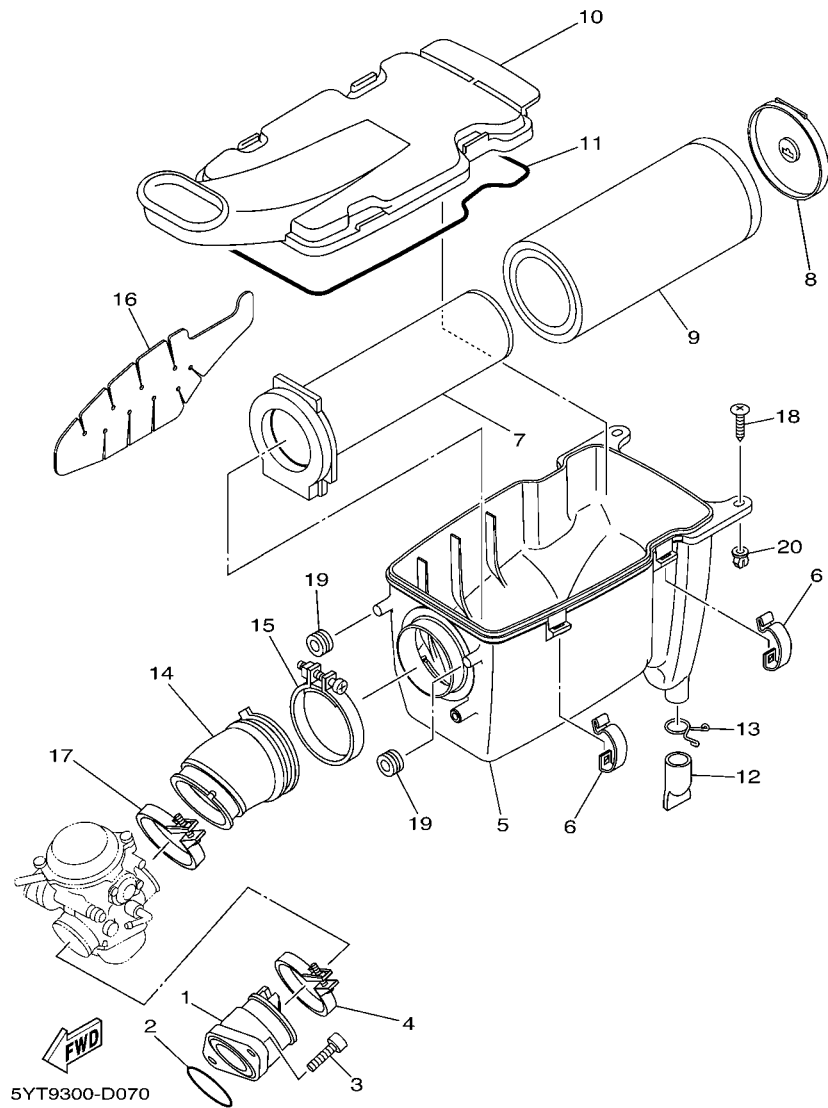


FIG. 7 INTAKE

| REF. NO. | PART NO. | DESCRIPTION | CAN | EUR | OC | JPN | REMARKS |
|----------|--------------|-----------------------|-----|-----|----|-----|---------|
| 1 | 5YT-13586-00 | JOINT, CARBURETOR 1 | 1 | 1 | 1 | 1 | |
| 2 | 93210-44545 | O-RING | 1 | 1 | 1 | 1 | |
| 3 | 91312-08025 | BOLT | 2 | 2 | 2 | 2 | |
| 4 | 90450-52003 | HOSE CLAMP ASSY | 1 | 1 | 1 | 1 | |
| 5 | 5YT-14411-00 | CASE, AIR CLEANER 1 | 1 | 1 | 1 | 1 | |
| 6 | 5GH-14436-00 | HOOK | 4 | 4 | 4 | 4 | |
| 7 | 1UY-14458-01 | GUIDE | 1 | 1 | 1 | 1 | |
| 8 | 1UY-14468-00 | PLATE,ELEMENT FITTING | 1 | 1 | 1 | 1 | |
| 9 | 1UY-14451-00 | ELEMENT, AIR CLEANER | 1 | 1 | 1 | 1 | |
| 10 | 5YT-14412-01 | CAP, CLEANER CASE 1 | 1 | 1 | 1 | 1 | |
| 11 | 4FU-14452-00 | SEAL | 1 | 1 | 1 | 1 | |
| 12 | 59V-14457-00 | SEAL | 1 | 1 | 1 | 1 | |
| 13 | 90467-220A1 | CLIP | 1 | 1 | 1 | 1 | |
| 14 | 5YT-14453-00 | JOINT, AIR CLEANER 1 | 1 | 1 | 1 | 1 | |
| 15 | 90460-75020 | CLAMP, HOSE | 1 | 1 | 1 | 1 | |
| 16 | 5YT-1442F-00 | PROTECTOR | 1 | 1 | 1 | 1 | |
| 17 | 90450-63004 | HOSE CLAMP ASSY | 1 | 1 | 1 | 1 | |
| 18 | 97702-60025 | SCREW, TAPPING | 2 | 2 | 2 | 2 | |
| 19 | 90480-15005 | GROMMET | 2 | 2 | 2 | 2 | |
| 20 | 90338-08226 | PLUG | 2 | 2 | 2 | 2 | |

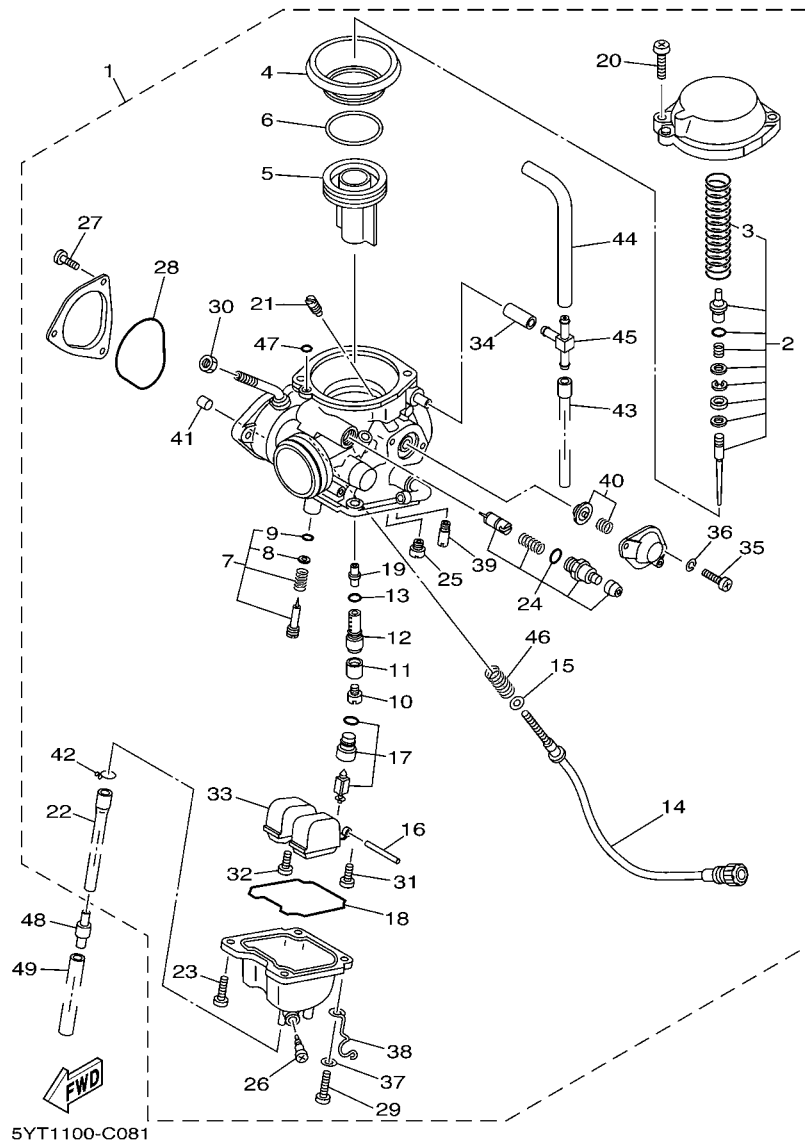


FIG. 8 CARBURETOR

| REF. NO. | PART NO. | DESCRIPTION | CAN | EUR | OC | JPN | REMARKS |
|----------|--------------|-----------------------|-----|-----|----|-----|---------|
| 1 | 5YT-14901-10 | CARBURETOR ASSY 1 | 1 | | | | |
| | 5YT-14901-00 | CARBURETOR ASSY 1 | | 1 | 1 | 1 | |
| 2 | 5YT-1490J-10 | .NEEDLE SET | 1 | | | | |
| | 5YT-1490J-00 | .NEEDLE SET | | 1 | 1 | 1 | |
| 3 | 5YT-24423-00 | ..SPRING, DIAPHRAGM | 1 | 1 | 1 | 1 | |
| 4 | 8FA-14940-00 | .DIAPHRAGM ASSY | 1 | 1 | 1 | 1 | |
| 5 | 5YT-14112-00 | .VALVE, THROTTLE 1 | 1 | 1 | 1 | 1 | |
| 6 | 5YT-14194-00 | .RING | 1 | 1 | 1 | 1 | |
| 7 | 5MP-14105-00 | .PILOT SCREW SET | 1 | 1 | 1 | 1 | |
| 8 | 3H1-14962-00 | ..WASHER | 1 | 1 | 1 | 1 | |
| 9 | 3H1-14147-00 | ..O-RING | 1 | 1 | 1 | 1 | |
| 10 | 3G2-1423A-79 | .JET, MAIN (#142.5) | 1 | 1 | 1 | 1 | |
| 11 | 5GH-14918-00 | .RING | 1 | 1 | 1 | 1 | |
| 12 | 5YT-14261-00 | .HOLDER | 1 | 1 | 1 | 1 | |
| 13 | 583-14561-00 | .O-RING | 1 | 1 | 1 | 1 | |
| 14 | 5YT-14123-00 | .SCREW, AIR ADJUSTING | 1 | 1 | 1 | 1 | |
| 15 | 5FU-14962-00 | .WASHER | 1 | 1 | 1 | 1 | |
| 16 | 127-14186-00 | .PIN, FLOAT | 1 | 1 | 1 | 1 | |
| 17 | 5YT-14190-25 | .NEEDLE VALVE ASSY | 1 | 1 | 1 | 1 | |
| 18 | 5DM-14561-00 | .O-RING | 1 | 1 | 1 | 1 | |
| 19 | 5YT-14141-40 | .NOZZLE, MAIN | 1 | 1 | 1 | 1 | |
| 20 | 4KM-14216-00 | .SCREW | 2 | 2 | 2 | 2 | |
| 21 | 1HX-14231-33 | .JET, MAIN (#165) | 1 | 1 | 1 | 1 | |
| 22 | 5YT-14193-00 | .PIPE | 1 | 1 | 1 | 1 | |
| 23 | 98507-04010 | .SCREW, PAN HEAD | 3 | 3 | 3 | 3 | |
| 24 | 5YT-1410A-00 | .STARTER SET | 1 | 1 | 1 | 1 | |
| 25 | 3G2-14231-14 | .JET,PILOT AIR(#70) | 1 | 1 | 1 | 1 | |

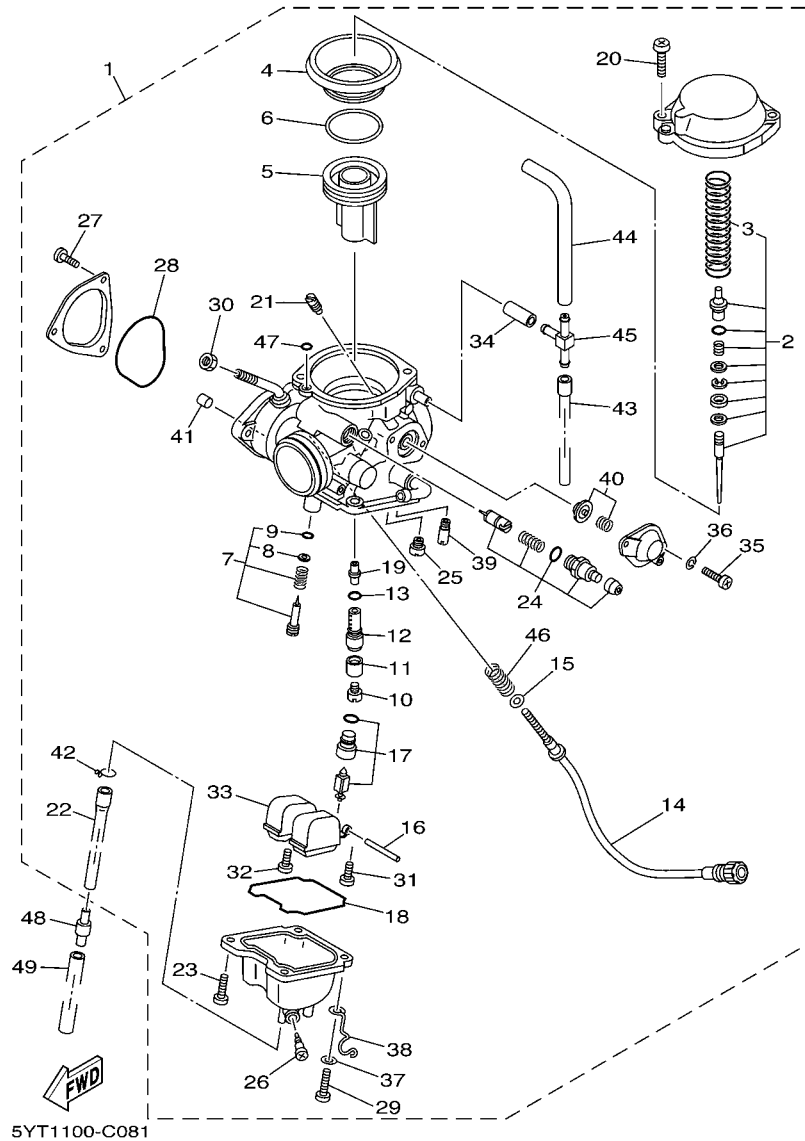


FIG. 8 CARBURETOR

| REF. NO. | PART NO. | DESCRIPTION | CAN | EUR | OCE | JPN | REMARKS |
|----------|--------------|---------------------------|-----|-----|-----|-----|---------|
| 26 | 5LW-14191-00 | .PLUG, DRAIN | 1 | 1 | 1 | 1 | |
| 27 | 98507-04006 | .SCREW, PAN HEAD | 3 | 3 | 3 | 3 | |
| 28 | 5LP-14147-00 | .O-RING | 1 | 1 | 1 | 1 | |
| 29 | 98507-04012 | .SCREW, PAN HEAD | 1 | 1 | 1 | 1 | |
| 30 | 522-14161-00 | .NUT, CABLE ADJUSTING | 1 | 1 | 1 | 1 | |
| 31 | 98507-04008 | .SCREW, PAN HEAD | 1 | 1 | 1 | 1 | |
| 32 | 1FN-14565-00 | .SCREW | 1 | 1 | 1 | 1 | |
| 33 | 5DM-14985-00 | .FLOAT | 1 | 1 | 1 | 1 | |
| 34 | 5YT-14197-00 | .PIPE | 1 | 1 | 1 | 1 | |
| 35 | 98501-04014 | .SCREW, PAN HEAD | 2 | 2 | 2 | 2 | |
| 36 | 92902-04100 | .WASHER, SPRING | 2 | 2 | 2 | 2 | |
| 37 | 92907-04600 | .WASHER | 1 | 1 | 1 | 1 | |
| 38 | 5KM-14937-00 | .CLIP | 1 | 1 | 1 | 1 | |
| 39 | 4KM-14142-22 | .JET, PILOT (# 22.5) | 1 | 1 | 1 | 1 | |
| 40 | 5YT-1490H-00 | .DIAPHRAGM SET 5 | 1 | 1 | 1 | 1 | |
| 41 | 3GD-14155-00 | .GUIDE, CABLE | 1 | 1 | 1 | 1 | |
| 42 | 80N-14139-00 | .CLIP, PIPE | 1 | 1 | 1 | 1 | |
| 43 | 5YT-14197-20 | .PIPE | 1 | 1 | 1 | 1 | |
| 44 | 5YT-14197-10 | .PIPE | 1 | 1 | 1 | 1 | |
| 45 | 28V-14988-00 | .PIPE, STARTER CONNECTING | 1 | 1 | 1 | 1 | |
| 46 | 137-14133-00 | .SPRING, THROTTLE STOP | 1 | 1 | 1 | 1 | |
| 47 | 354-14147-00 | .O-RING | 1 | 1 | 1 | 1 | |
| 48 | 24W-14193-00 | PIPE | 1 | 1 | 1 | 1 | |
| 49 | 91A20-07010 | TUBE, FLEXIBLE VINYL | 1 | 1 | 1 | 1 | |

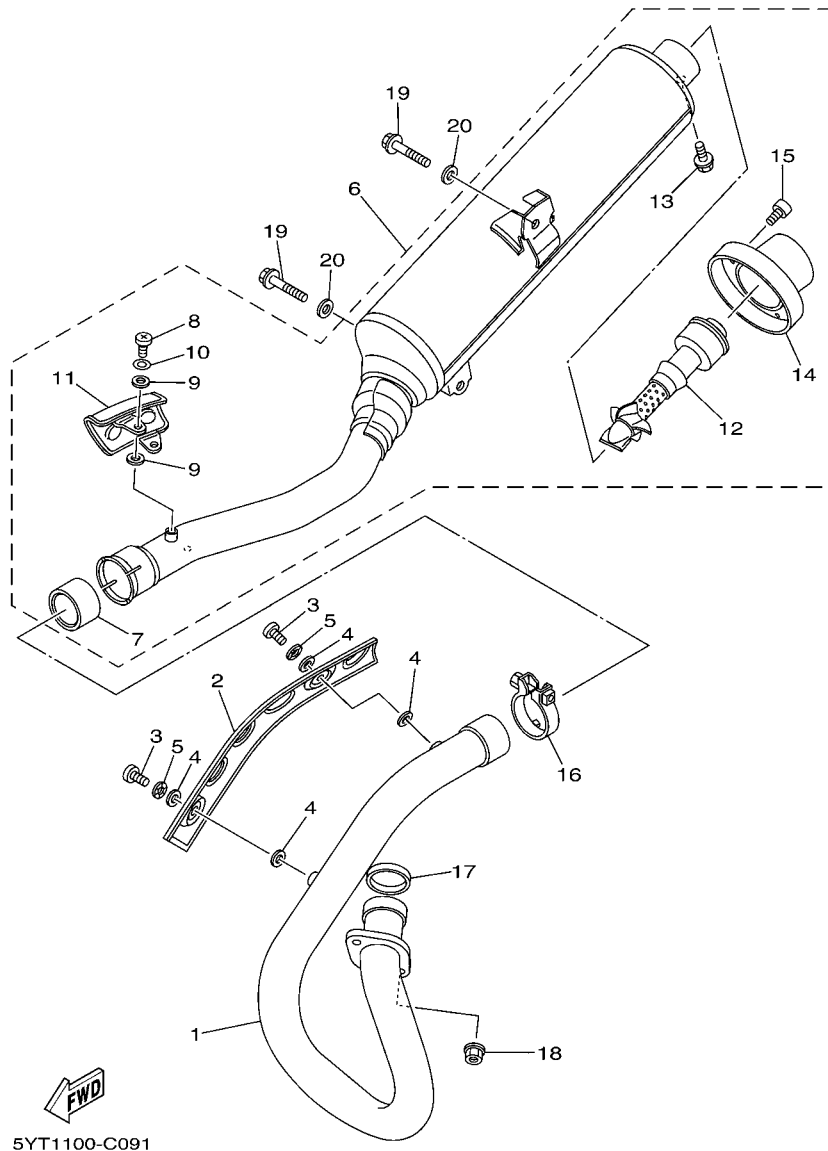
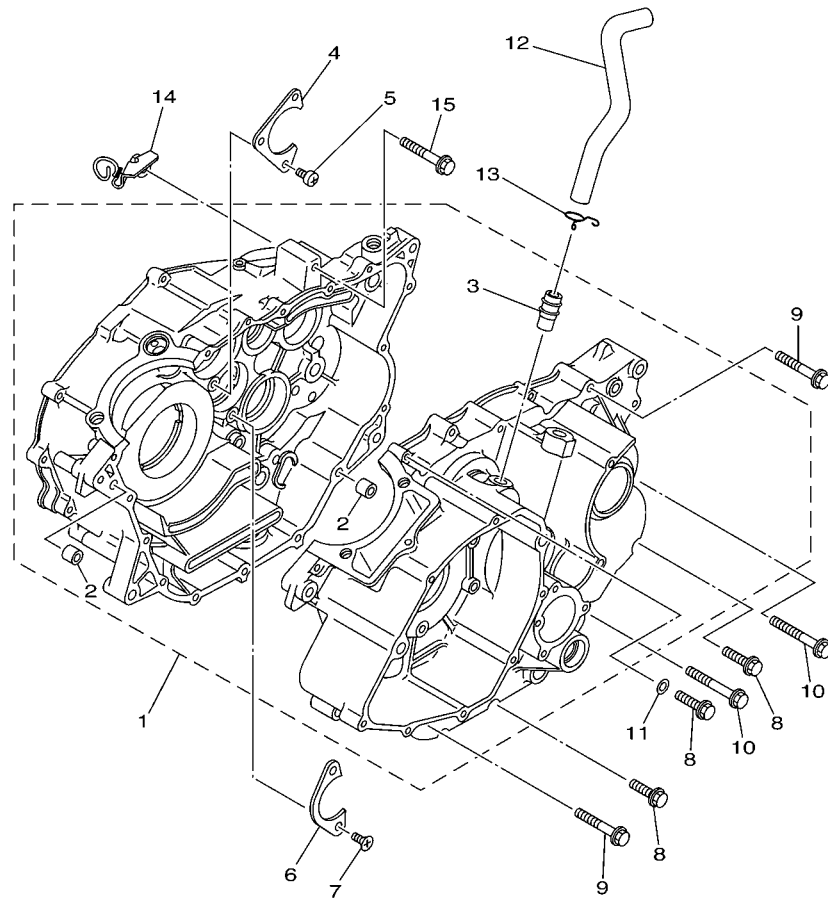


FIG. 9 EXHAUST

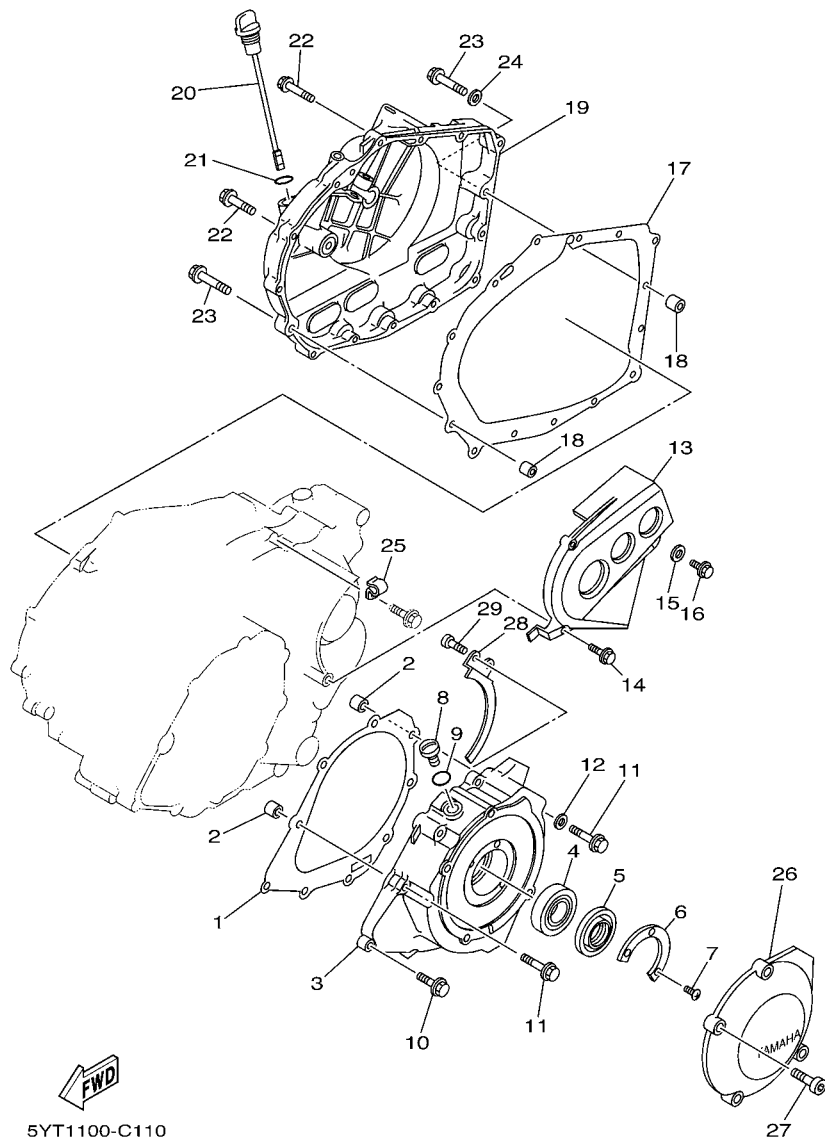
| REF. NO. | PART NO. | DESCRIPTION | CAN | EUR | OC | JPN | REMARKS |
|----------|--------------|----------------------------|-----|-----|----|-----|---------|
| 1 | 1UY-14611-02 | PIPE, EXHAUST 1 | 1 | 1 | 1 | 1 | |
| 2 | 5YT-14628-00 | PROTECTOR, EXHAUST PIPE | 1 | 1 | 1 | 1 | |
| 3 | 98902-06010 | SCREW, BIND | 2 | 2 | 2 | 2 | |
| 4 | 90201-05015 | WASHER, PLATE | 4 | 4 | 4 | 4 | |
| 5 | 92902-06200 | WASHER | 2 | 2 | 2 | 2 | |
| 6 | 5YT-14710-00 | MUFFLER ASSY 1 | 1 | 1 | 1 | 1 | |
| 7 | 4WM-14755-00 | .GASKET, SILENCER | 1 | 1 | 1 | 1 | |
| 8 | 98902-06010 | .SCREW, BIND | 2 | 2 | 2 | 2 | |
| 9 | 90201-05015 | .WASHER, PLATE | 4 | 4 | 4 | 4 | |
| 10 | 92902-06200 | .WASHER | 2 | 2 | 2 | 2 | |
| 11 | 5YT-14708-01 | .PROTECTOR ASSY | 1 | 1 | 1 | 1 | |
| 12 | 5TG-14752-00 | .PIPE, OUTLET | 1 | 1 | 1 | 1 | |
| 13 | 95022-06008 | .BOLT, FLANGE | 1 | 1 | 1 | 1 | |
| 14 | 5YT-14787-00 | .CAP, SILENCER | 1 | 1 | 1 | 1 | |
| 15 | 90110-06134 | .BOLT, HEXAGON SOCKET HEAD | 3 | 3 | 3 | 3 | |
| 16 | 5YT-14788-00 | BAND, SILENCER | 1 | 1 | 1 | 1 | |
| 17 | 3GD-14613-00 | GASKET, EXHAUST PIPE | 1 | 1 | 1 | 1 | |
| 18 | 90179-06668 | NUT | 2 | 2 | 2 | 2 | |
| 19 | 95812-08016 | BOLT, FLANGE | 2 | 2 | 2 | 2 | |
| 20 | 90201-08048 | WASHER, PLATE | 2 | 2 | 2 | 2 | |



5YT1100-C100

FIG. 10 CRANKCASE

| REF. NO. | PART NO. | DESCRIPTION | CAN | EUR | OC | JPN | REMARKS |
|----------|--------------|----------------------|-----|-----|----|-----|---------|
| 1 | 3GD-15100-03 | CRANKCASE ASSY | 1 | 1 | 1 | 1 | |
| 2 | 99530-12016 | .PIN, DOWEL | 2 | 2 | 2 | 2 | |
| 3 | 371-11167-01 | .PIPE, BREATHER 2 | 1 | 1 | 1 | 1 | |
| 4 | 3R4-15381-00 | PLATE, BEARING COVER | 1 | 1 | 1 | 1 | |
| 5 | 98502-06012 | SCREW, PAN HEAD | 3 | 3 | 3 | 3 | |
| 6 | 1UY-15383-00 | PLATE, BEARING COVER | 1 | 1 | 1 | 1 | |
| 7 | 98702-06016 | SCREW, FLAT HEAD | 2 | 2 | 2 | 2 | |
| 8 | 95022-06030 | BOLT, FLANGE | 8 | 8 | 8 | 8 | |
| 9 | 95022-06050 | BOLT, FLANGE | 6 | 6 | 6 | 6 | |
| 10 | 95022-06060 | BOLT, FLANGE | 2 | 2 | 2 | 2 | |
| 11 | 90430-06014 | GASKET | 1 | 1 | 1 | 1 | |
| 12 | 5YT-11166-00 | PIPE, BREATHER 1 | 1 | 1 | 1 | 1 | |
| 13 | 90467-140A4 | CLIP | 1 | 1 | 1 | 1 | |
| 14 | 5YT-15441-10 | HOLDER, CLUTCH CABLE | 1 | 1 | 1 | 1 | |
| 15 | 95802-08045 | BOLT, FLANGE | 1 | 1 | 1 | 1 | |



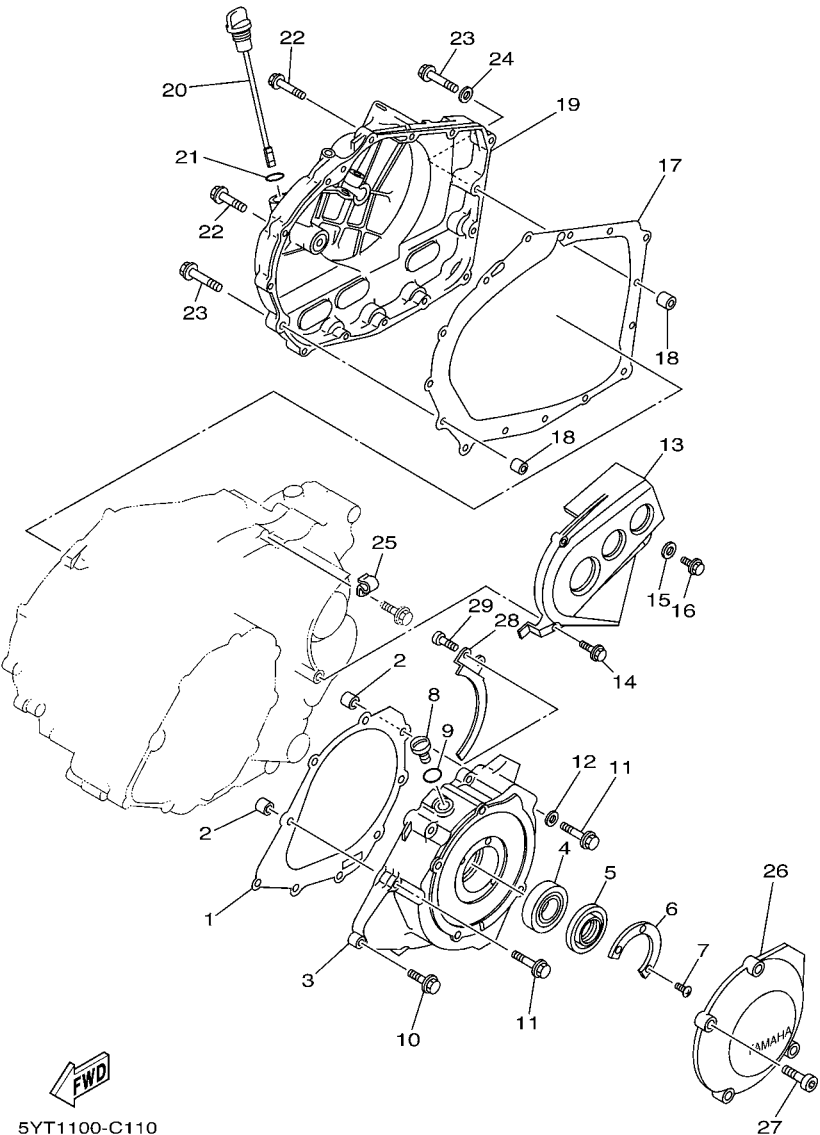
5YT1100-C110

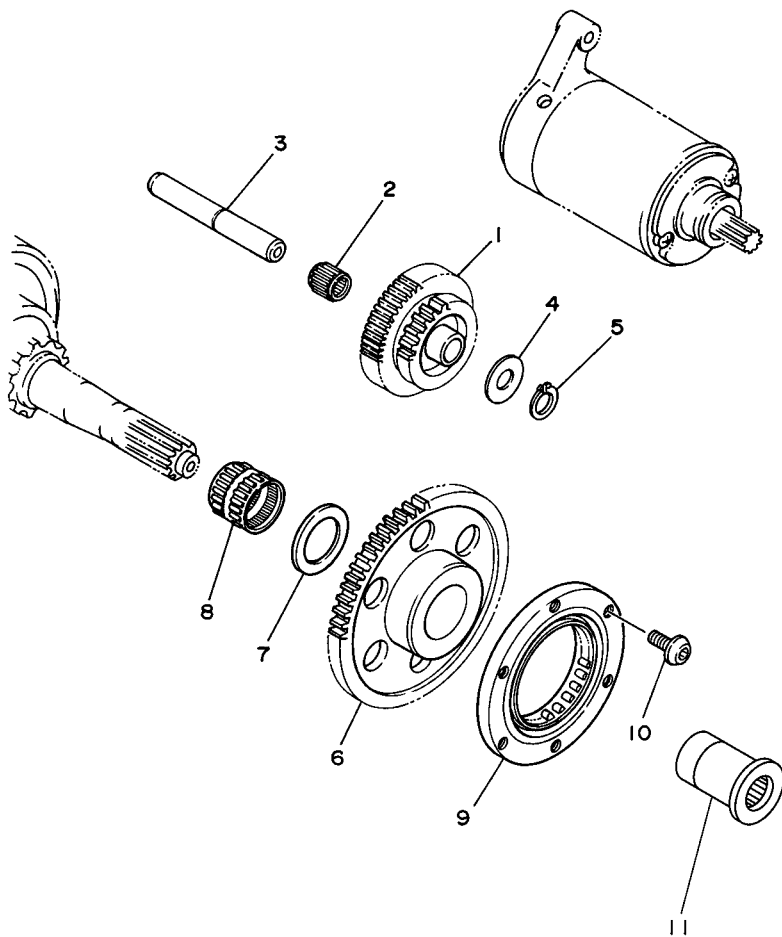
FIG. 11 CRANKCASE COVER 1

| REF. NO. | PART NO. | DESCRIPTION | CAN | EUR | OC | JPN | REMARKS |
|----------|--------------|---------------------------|-----|-----|----|-----|---------|
| 1 | 3GD-15451-00 | GASKET, CRANKCASE COVER 1 | 1 | 1 | 1 | 1 | |
| 2 | 99530-12016 | PIN, DOWEL | 2 | 2 | 2 | 2 | |
| 3 | 3GD-15787-03 | ADAPTOR | 1 | 1 | 1 | 1 | |
| 4 | 93306-07801 | BEARING | 1 | 1 | 1 | 1 | |
| 5 | 93102-28476 | OIL SEAL | 1 | 1 | 1 | 1 | |
| 6 | 21V-15719-00 | WASHER, THRUST | 1 | 1 | 1 | 1 | |
| 7 | 90151-05023 | SCREW, COUNTERSUNK | 2 | 2 | 2 | 2 | |
| 8 | 90340-14117 | PLUG, STRAIGHT SCREW | 1 | 1 | 1 | 1 | |
| 9 | 93210-14369 | O-RING | 1 | 1 | 1 | 1 | |
| 10 | 95022-06025 | BOLT, FLANGE | 4 | 4 | 4 | 4 | |
| 11 | 95022-06045 | BOLT, FLANGE | 5 | 5 | 5 | 5 | |
| 12 | 90430-06014 | GASKET | 1 | 1 | 1 | 1 | |
| 13 | 1UY-15421-00 | COVER, CRANKCASE 2 | 1 | 1 | 1 | 1 | |
| 14 | 95022-06020 | BOLT, FLANGE | 2 | 2 | 2 | 2 | |
| 15 | 90201-06085 | WASHER, PLATE | 1 | 1 | 1 | 1 | |
| 16 | 95022-06016 | BOLT, FLANGE | 1 | 1 | 1 | 1 | |
| 17 | 3GD-15461-00 | GASKET, CRANKCASE COVER 2 | 1 | 1 | 1 | 1 | |
| 18 | 99530-12016 | PIN, DOWEL | 2 | 2 | 2 | 2 | |
| 19 | 3GD-15431-10 | COVER, CRANKCASE 3 | 1 | 1 | 1 | 1 | |
| 20 | 1UY-15362-01 | PLUG, OIL LEVEL | 1 | 1 | 1 | 1 | |
| 21 | 93210-19522 | O-RING | 1 | 1 | 1 | 1 | |
| 22 | 95022-06030 | BOLT, FLANGE | 13 | 13 | 13 | 13 | |
| 23 | 95022-06040 | BOLT, FLANGE | 2 | 2 | 2 | 2 | |
| 24 | 90430-06014 | GASKET | 1 | 1 | 1 | 1 | |
| 25 | 90465-08045 | CLAMP | 1 | 1 | 1 | 1 | |
| 26 | 3GD-15411-00 | COVER, CRANKCASE 1 | 1 | 1 | 1 | 1 | |
| 27 | 92012-06025 | BOLT, BUTTON HEAD | 4 | 4 | 4 | 4 | |

FIG. 11 CRANKCASE COVER 1

| REF. NO. | PART NO. | DESCRIPTION | CAN | EUR | OCE | JPN | REMARKS |
|----------|--------------|-----------------|-----|-----|-----|-----|---------|
| 28 | 1UY-81175-01 | STOPPER 1 | 1 | 1 | 1 | 1 | |
| 29 | 98502-06012 | SCREW, PAN HEAD | 2 | 2 | 2 | 2 | |
| ----- | | | | | | | |
| ----- | | | | | | | |
| ----- | | | | | | | |
| ----- | | | | | | | |
| ----- | | | | | | | |
| ----- | | | | | | | |
| ----- | | | | | | | |
| ----- | | | | | | | |
| ----- | | | | | | | |
| ----- | | | | | | | |






 5YT1100-C120

FIG. 12 STARTER CLUTCH

| REF. NO. | PART NO. | DESCRIPTION | CAN | EUR | OCE | JPN | REMARKS |
|----------|--------------|----------------------|-----|-----|-----|-----|---------|
| 1 | 1UY-15512-00 | GEAR, IDLER 1 | 1 | 1 | 1 | 1 | |
| 2 | 93310-212L6 | BEARING | 2 | 2 | 2 | 2 | |
| 3 | 1UY-15521-02 | SHAFT 1 | 1 | 1 | 1 | 1 | |
| 4 | 90201-123K4 | WASHER, PLATE | 1 | 1 | 1 | 1 | |
| 5 | 99009-12400 | CIRCLIP | 1 | 1 | 1 | 1 | |
| 6 | 1UY-15517-01 | GEAR, IDLER 2 (65T) | 1 | 1 | 1 | 1 | |
| 7 | 90201-25291 | WASHER, PLATE | 1 | 1 | 1 | 1 | |
| 8 | 93310-225N0 | BEARING | 1 | 1 | 1 | 1 | |
| 9 | 1UY-15590-01 | STARTER ONE-WAY ASSY | 1 | 1 | 1 | 1 | |
| 10 | 90149-08016 | SCREW | 6 | 6 | 6 | 6 | |
| 11 | 3GD-15777-10 | BOSS, STARTER PULLEY | 1 | 1 | 1 | 1 | |
| | | | | | | | |
| | | | | | | | |
| | | | | | | | |
| | | | | | | | |
| | | | | | | | |

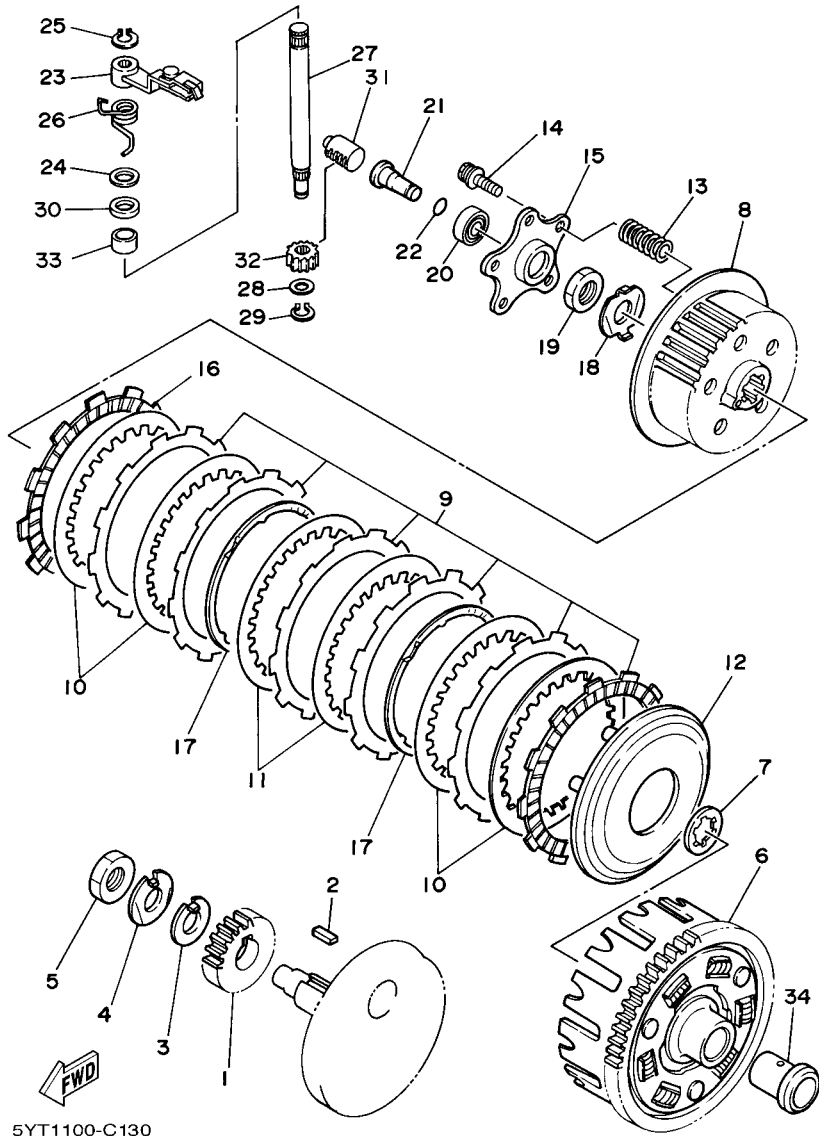
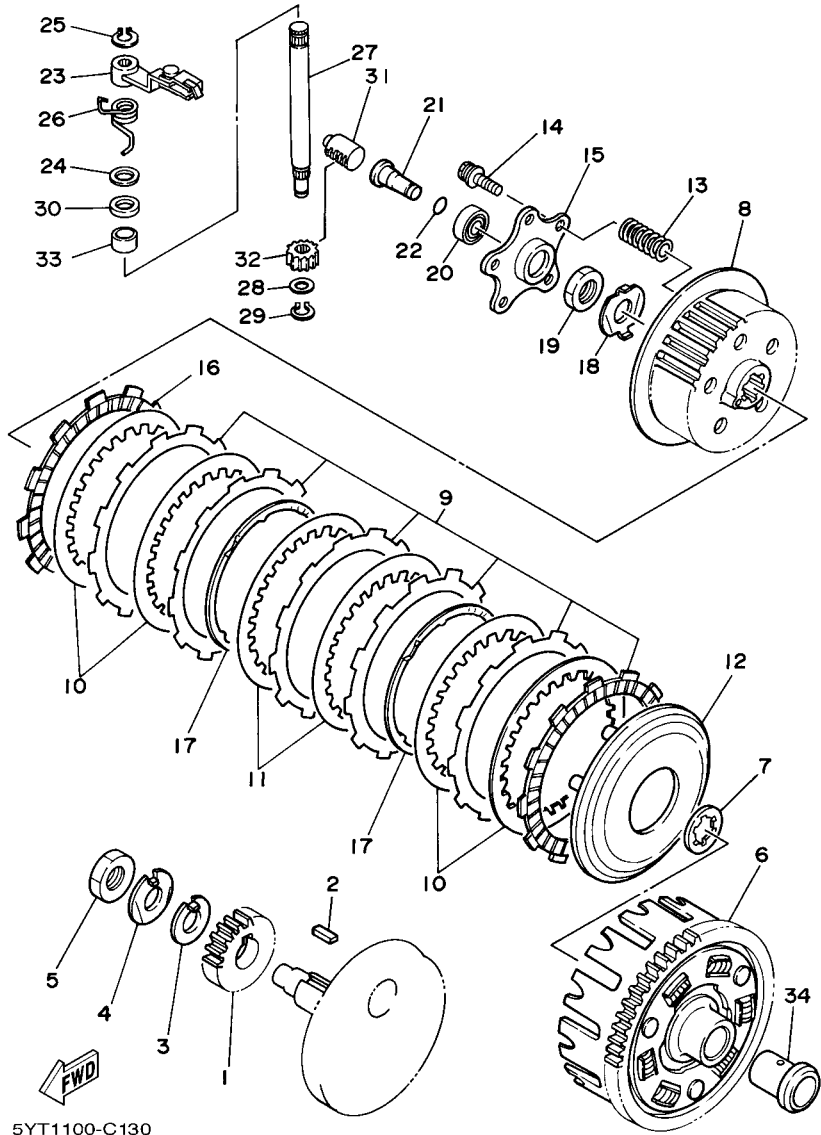


FIG. 13 CLUTCH

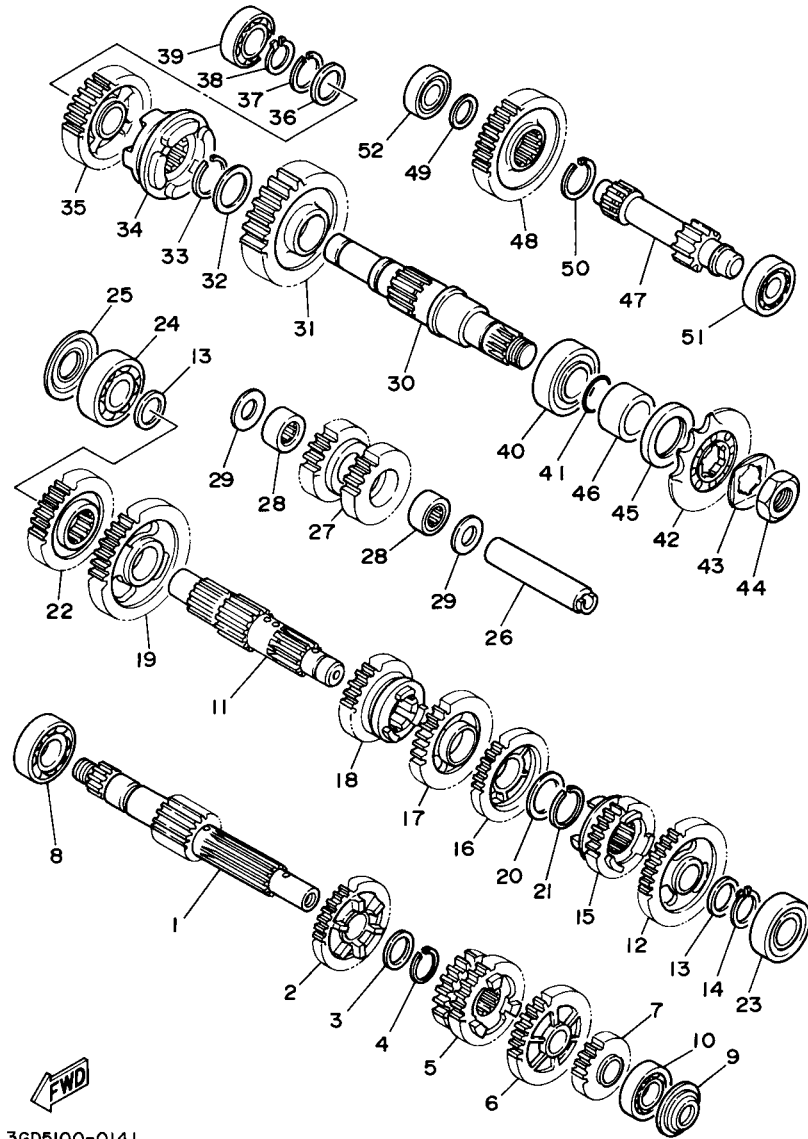
| REF. NO. | PART NO. | DESCRIPTION | CAN | EUR | OCÉ | JPN | REMARKS |
|----------|--------------|--------------------------------|-----|-----|-----|-----|---------|
| 1 | 1UY-16111-10 | GEAR, PRIMARY DRIVE | 1 | 1 | 1 | 1 | |
| 2 | 90282-07057 | KEY, STRAIGHT | 1 | 1 | 1 | 1 | |
| 3 | 90215-16156 | WASHER, LOCK | 1 | 1 | 1 | 1 | |
| 4 | 90215-16222 | WASHER, LOCK | 1 | 1 | 1 | 1 | |
| 5 | 90170-16343 | NUT | 1 | 1 | 1 | 1 | |
| 6 | 2NL-16150-00 | PRIMARY DRIVEN GEAR COMP.(76T) | 1 | 1 | 1 | 1 | |
| 7 | 30X-16154-00 | PLATE, THRUST 1 | 1 | 1 | 1 | 1 | |
| 8 | 1UY-16371-02 | BOSS, CLUTCH | 1 | 1 | 1 | 1 | |
| 9 | 5Y1-16331-01 | PLATE, FRICTION 2 | 6 | 6 | 6 | 6 | |
| 10 | 168-16325-00 | PLATE, CLUTCH 2 (T=1.6) | 4 | 4 | 4 | 4 | |
| 11 | 3J2-16324-00 | PLATE, CLUTCH 1 (T=2.0) | 2 | 2 | 2 | 2 | |
| 12 | 1UY-16351-00 | PLATE, PRESSURE 1 | 1 | 1 | 1 | 1 | |
| 13 | 90501-231E9 | SPRING, COMPRESSION | 5 | 5 | 5 | 5 | |
| 14 | 90159-06029 | SCREW, WITH WASHER | 5 | 5 | 5 | 5 | |
| 15 | 1UY-16352-00 | PLATE, PRESSURE 2 | 1 | 1 | 1 | 1 | |
| 16 | 31A-16321-01 | PLATE, FRICTION | 1 | 1 | 1 | 1 | |
| 17 | 5Y1-16383-00 | SPRING, CLUTCH BOSS | 2 | 2 | 2 | 2 | |
| 18 | 90215-16258 | WASHER, LOCK | 1 | 1 | 1 | 1 | |
| 19 | 90170-16326 | NUT | 1 | 1 | 1 | 1 | |
| 20 | 93306-00006 | BEARING | 1 | 1 | 1 | 1 | |
| 21 | 1UY-16358-00 | PLATE, PUSH | 1 | 1 | 1 | 1 | |
| 22 | 93210-06422 | O-RING | 1 | 1 | 1 | 1 | |
| 23 | 5YT-16340-00 | PUSH LEVER ASSY | 1 | 1 | 1 | 1 | |
| 24 | 90201-12163 | WASHER, PLATE | 1 | 1 | 1 | 1 | |
| 25 | 99001-09600 | CIRCLIP | 1 | 1 | 1 | 1 | |
| 26 | 90508-16022 | SPRING, TORSION | 1 | 1 | 1 | 1 | |
| 27 | 1UY-16382-00 | AXLE, PUSH LEVER | 1 | 1 | 1 | 1 | |



5YT1100-C130

FIG. 13 CLUTCH

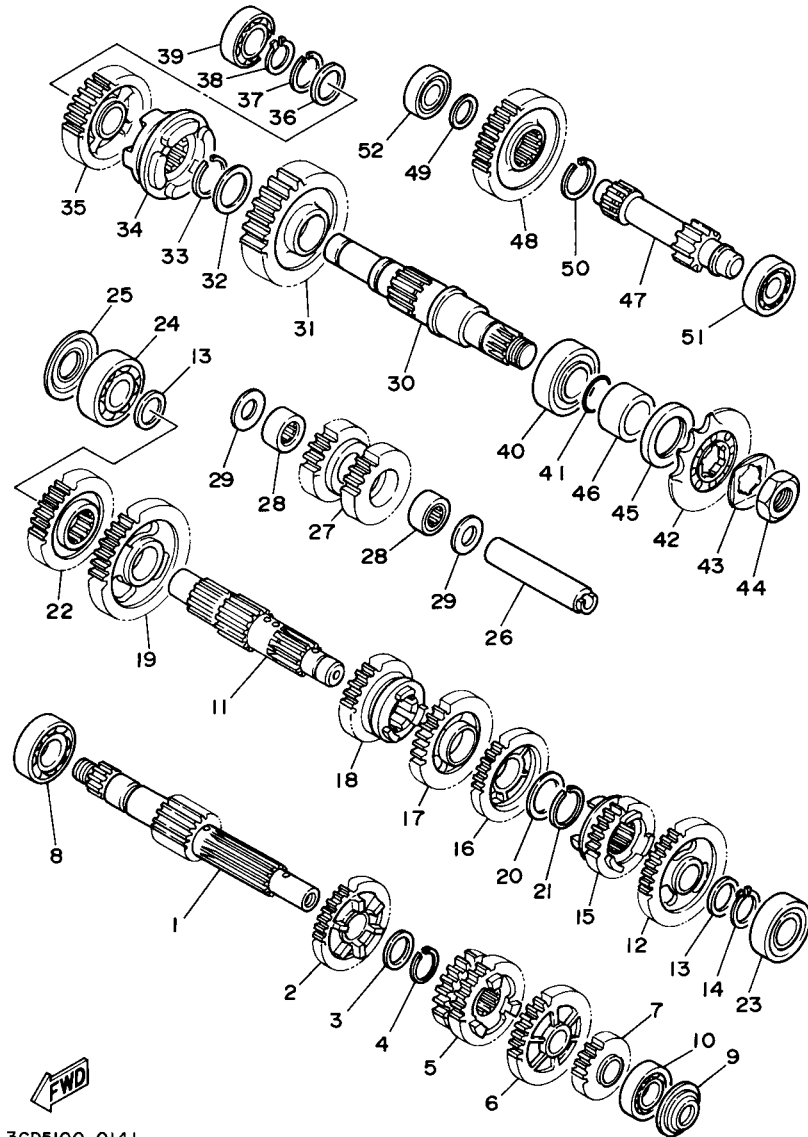
| REF. NO. | PART NO. | DESCRIPTION | CAN | EUR | OCE | JPN | REMARKS |
|----------|--------------|----------------|-----|-----|-----|-----|---------|
| 28 | 90201-08070 | WASHER, PLATE | 1 | 1 | 1 | 1 | |
| 29 | 99001-07600 | CIRCLIP | 1 | 1 | 1 | 1 | |
| 30 | 93102-12224 | OIL SEAL | 1 | 1 | 1 | 1 | |
| 31 | 1UY-16356-00 | ROD, PUSH 1 | 1 | 1 | 1 | 1 | |
| 32 | 3LD-16398-00 | PINION, RELEAS | 1 | 1 | 1 | 1 | |
| 33 | 90386-12093 | BUSH | 1 | 1 | 1 | 1 | |
| 34 | 1UY-16181-00 | SPACER 1 | 1 | 1 | 1 | 1 | |
| | | | | | | | |
| | | | | | | | |
| | | | | | | | |
| | | | | | | | |
| | | | | | | | |
| | | | | | | | |
| | | | | | | | |
| | | | | | | | |
| | | | | | | | |
| | | | | | | | |
| | | | | | | | |
| | | | | | | | |
| | | | | | | | |
| | | | | | | | |



3GD5100-0141

FIG. 14 TRANSMISSION

| REF. NO. | PART NO. | DESCRIPTION | CAN | EUR | OC | JPN | REMARKS |
|----------|--------------|----------------------------|-----|-----|----|-----|---------|
| 1 | 1UY-17401-01 | MAIN AXLE ASSY | 1 | 1 | 1 | 1 | |
| 2 | 1UY-17151-00 | GEAR, 5TH PINION (28T) | 1 | 1 | 1 | 1 | |
| 3 | 90209-18208 | WASHER | 1 | 1 | 1 | 1 | |
| 4 | 93410-22039 | CIRCLIP | 1 | 1 | 1 | 1 | |
| 5 | 1UY-17131-00 | GEAR, 3RD PINION (23T/26T) | 1 | 1 | 1 | 1 | |
| 6 | 1UY-17161-01 | GEAR, 6TH PINION (29T) | 1 | 1 | 1 | 1 | |
| 7 | 1UY-17121-00 | GEAR, 2ND PINION (20T) | 1 | 1 | 1 | 1 | |
| 8 | 93306-27202 | BEARING | 1 | 1 | 1 | 1 | |
| 9 | 93104-17094 | OIL SEAL | 1 | 1 | 1 | 1 | |
| 10 | 93306-20301 | BEARING | 1 | 1 | 1 | 1 | |
| 11 | 1UY-17421-02 | AXLE, DRIVE | 1 | 1 | 1 | 1 | |
| 12 | 5YT-17221-00 | GEAR, 2ND WHEEL (33T) | 1 | 1 | 1 | 1 | |
| 13 | 90201-203E7 | WASHER, PLATE | 2 | 2 | 2 | 2 | |
| 14 | 93410-20038 | CIRCLIP | 1 | 1 | 1 | 1 | |
| 15 | 5YT-17261-00 | GEAR, 6TH WHEEL (23T) | 1 | 1 | 1 | 1 | |
| 16 | 1UY-17241-00 | GEAR, 4TH WHEEL (27T) | 1 | 1 | 1 | 1 | |
| 17 | 1UY-17231-01 | GEAR, 3RD WHEEL (29T) | 1 | 1 | 1 | 1 | |
| 18 | 1UY-17251-00 | GEAR, 5TH WHEEL (25T) | 1 | 1 | 1 | 1 | |
| 19 | 1UY-17211-00 | GEAR, 1ST WHEEL (36T) | 1 | 1 | 1 | 1 | |
| 20 | 90201-256E6 | WASHER, PLATE (T=0.9) | 1 | 1 | 1 | 1 | |
| 21 | 93440-25084 | CIRCLIP | 1 | 1 | 1 | 1 | |
| 22 | 1UY-17123-00 | GEAR, HIGH PINION (27T) | 1 | 1 | 1 | 1 | |
| 23 | 93306-20401 | BEARING | 1 | 1 | 1 | 1 | |
| 24 | 93306-30424 | BEARING | 1 | 1 | 1 | 1 | |
| 25 | 93104-20068 | OIL SEAL | 1 | 1 | 1 | 1 | |
| 26 | 1UY-17432-01 | AXLE, IDLE | 1 | 1 | 1 | 1 | |
| 27 | 1UY-17223-02 | GEAR, HIGH WHEEL (18T/20T) | 1 | 1 | 1 | 1 | |



3GD5100-0141

FIG. 14 TRANSMISSION

| REF. NO. | PART NO. | DESCRIPTION | CAN | EUR | OCE | JPN | REMARKS |
|----------|--------------|---------------------------------|-----|-----|-----|-----|---------|
| 28 | 93311-41587 | BEARING | 2 | 2 | 2 | 2 | |
| 29 | 90201-150U6 | WASHER, PLATE | 2 | 2 | 2 | 2 | |
| 30 | 1UY-17523-00 | SHAFT | 1 | 1 | 1 | 1 | |
| 31 | 1UY-17253-00 | GEAR, REVERSE WHEEL 2 (33T) | 1 | 1 | 1 | 1 | |
| 32 | 90201-28665 | WASHER, PLATE | 1 | 1 | 1 | 1 | |
| 33 | 93440-28062 | CIRCLIP | 1 | 1 | 1 | 1 | |
| 34 | 1UY-17285-00 | CLUTCH, DOG | 1 | 1 | 1 | 1 | |
| 35 | 1UY-17582-00 | GEAR, MIDDLE DRIVE (29T) | 1 | 1 | 1 | 1 | |
| 36 | 90201-22793 | WASHER, PLATE | 1 | 1 | 1 | 1 | |
| 37 | 93410-22039 | CIRCLIP | 1 | 1 | 1 | 1 | |
| 38 | 93410-20038 | CIRCLIP | 1 | 1 | 1 | 1 | |
| 39 | 93306-00431 | BEARING | 1 | 1 | 1 | 1 | |
| 40 | 93306-20501 | BEARING | 1 | 1 | 1 | 1 | |
| 41 | 93210-22164 | O-RING | 1 | 1 | 1 | 1 | |
| 42 | 93834-13030 | SPROCKET, DRIVE 13T(23X1746130) | 1 | 1 | 1 | 1 | |
| 43 | 90215-21239 | WASHER, LOCK | 1 | 1 | 1 | 1 | |
| 44 | 90179-20255 | NUT | 1 | 1 | 1 | 1 | |
| 45 | 93102-35393 | OIL SEAL | 1 | 1 | 1 | 1 | |
| 46 | 90387-257N4 | COLLAR | 1 | 1 | 1 | 1 | |
| 47 | 1UY-17431-00 | AXLE, COUNTER | 1 | 1 | 1 | 1 | |
| 48 | 1UY-17243-00 | GEAR, REVERSE WHEEL 1 (33T) | 1 | 1 | 1 | 1 | |
| 49 | 90201-17255 | WASHER, PLATE | 1 | 1 | 1 | 1 | |
| 50 | 93440-25084 | CIRCLIP | 1 | 1 | 1 | 1 | |
| 51 | 93306-20301 | BEARING | 1 | 1 | 1 | 1 | |
| 52 | 93306-00308 | BEARING | 1 | 1 | 1 | 1 | |

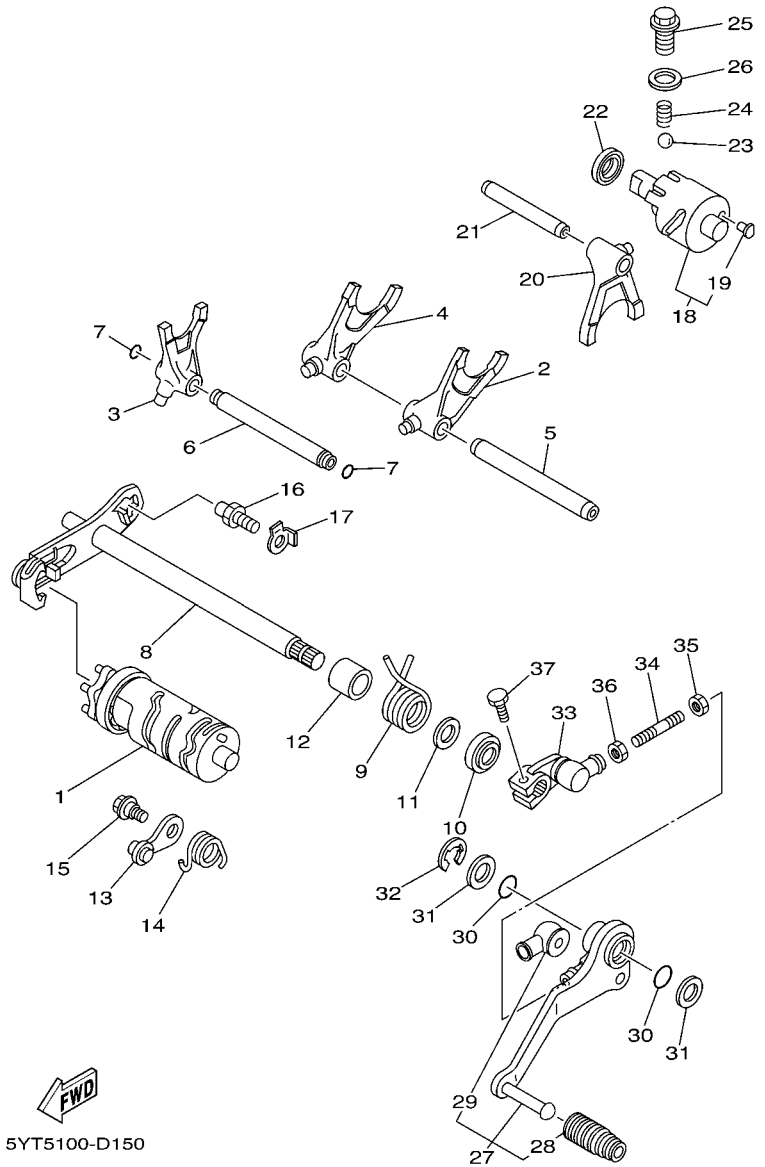


FIG. 15 SHIFT CAM & FORK

| REF. NO. | PART NO. | DESCRIPTION | CAN | EUR | OC | JPN | REMARKS |
|----------|--------------|-------------------------|-----|-----|----|-----|---------|
| 1 | 5YT-18540-00 | SHIFT CAM ASSY | 1 | 1 | 1 | 1 | |
| 2 | 1YW-18511-00 | FORK, SHIFT 1 | 1 | 1 | 1 | 1 | |
| 3 | 4GB-18512-00 | FORK, SHIFT 2 | 1 | 1 | 1 | 1 | |
| 4 | 1UY-18513-00 | FORK, SHIFT 3 | 1 | 1 | 1 | 1 | |
| 5 | 22U-18535-00 | BAR, SHIFT FORK GUIDE 2 | 1 | 1 | 1 | 1 | |
| 6 | 4GB-18531-00 | BAR, SHIFT FORK GUIDE 1 | 1 | 1 | 1 | 1 | |
| 7 | 93210-07590 | O-RING | 2 | 2 | 2 | 2 | |
| 8 | 1UY-18101-01 | SHIFT SHAFT ASSY | 1 | 1 | 1 | 1 | |
| 9 | 90508-32711 | SPRING, TORSION | 1 | 1 | 1 | 1 | |
| 10 | 93102-14209 | OIL SEAL | 1 | 1 | 1 | 1 | |
| 11 | 90201-14691 | WASHER, PLATE | 1 | 1 | 1 | 1 | |
| 12 | 90560-14284 | SPACER | 1 | 1 | 1 | 1 | |
| 13 | 1UY-18140-00 | STOPPER LEVER ASSY | 1 | 1 | 1 | 1 | |
| 14 | 90508-25712 | SPRING, TORSION | 1 | 1 | 1 | 1 | |
| 15 | 90109-06189 | BOLT | 1 | 1 | 1 | 1 | |
| 16 | 4G0-18127-00 | STOPPER, SCREW | 1 | 1 | 1 | 1 | |
| 17 | 90215-08260 | WASHER, LOCK | 1 | 1 | 1 | 1 | |
| 18 | 3GD-18420-00 | SHIFTER ASSY | 1 | 1 | 1 | 1 | |
| 19 | 3GH-18542-00 | .POINT, NEUTRAL | 1 | 1 | 1 | 1 | |
| 20 | 1UY-18311-00 | FORK, SHIFT 1 | 1 | 1 | 1 | 1 | |
| 21 | 2A6-18531-00 | BAR, SHIFT FORK GUIDE 1 | 1 | 1 | 1 | 1 | |
| 22 | 93102-15212 | OIL SEAL | 1 | 1 | 1 | 1 | |
| 23 | 93503-08007 | BALL | 1 | 1 | 1 | 1 | |
| 24 | 90501-10353 | SPRING, COMPRESSION | 1 | 1 | 1 | 1 | |
| 25 | 90105-14003 | BOLT, FLANGE | 1 | 1 | 1 | 1 | |
| 26 | 90430-14194 | GASKET | 1 | 1 | 1 | 1 | |
| 27 | 5YT-18110-10 | SHIFT PEDAL ASSY | 1 | 1 | 1 | 1 | |

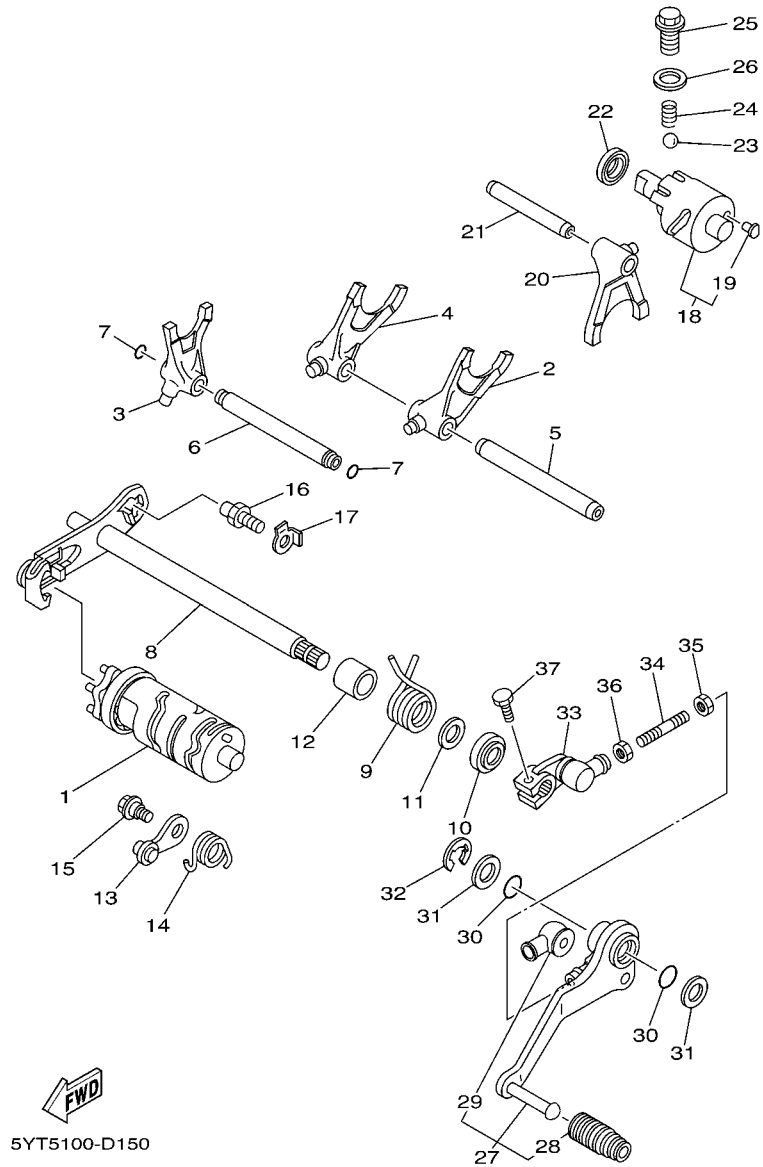
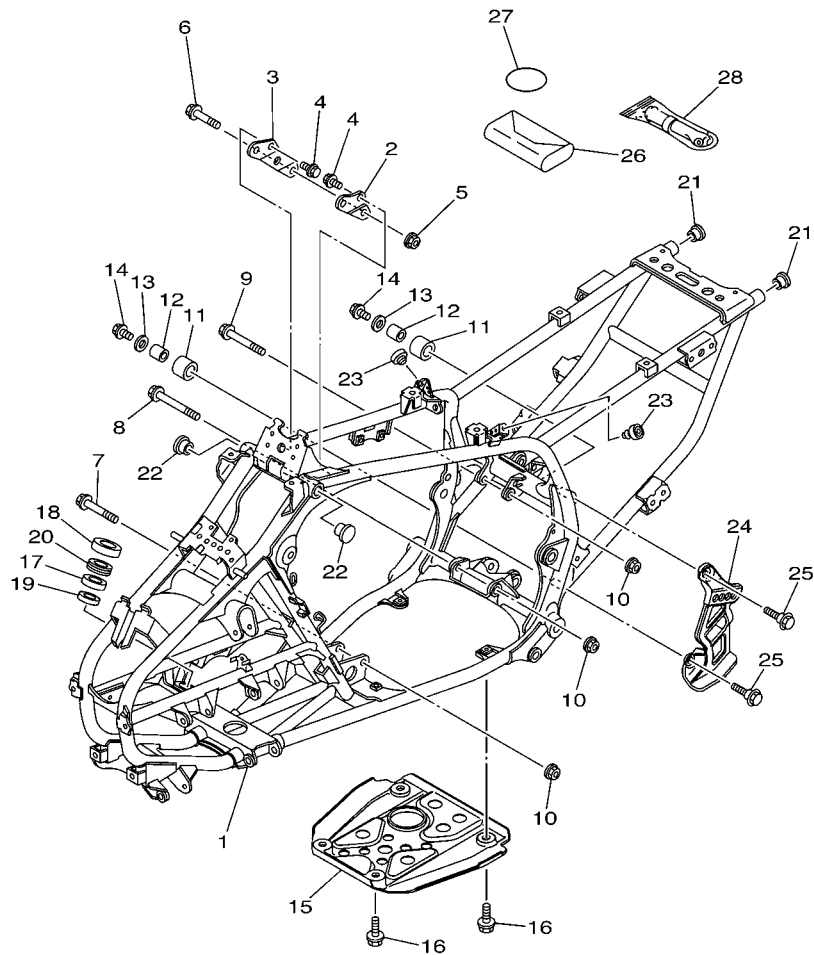


FIG. 15 SHIFT CAM & FORK

| REF. NO. | PART NO. | DESCRIPTION | CAN | EUR | OCE | JPN | REMARKS |
|----------|--------------|------------------------|-----|-----|-----|-----|---------|
| 28 | 5YT-18113-00 | .COVER, SHIFT PEDAL | 1 | 1 | 1 | 1 | |
| 29 | 2H9-18154-00 | .COVER, DUST | 1 | 1 | 1 | 1 | |
| 30 | 93210-15414 | O-RING | 2 | 2 | 2 | 2 | |
| 31 | 90201-15018 | WASHER, PLATE | 2 | 2 | 2 | 2 | |
| 32 | 93430-12008 | CIRCLIP | 1 | 1 | 1 | 1 | |
| 33 | 1UY-18112-10 | ARM, SHIFT | 1 | 1 | 1 | 1 | |
| 34 | 1JN-18115-00 | ROD, SHIFT | 1 | 1 | 1 | 1 | |
| 35 | 90170-06228 | NUT(COUNTER CLOCKWISE) | 1 | 1 | 1 | 1 | |
| 36 | 95302-06700 | NUT | 1 | 1 | 1 | 1 | |
| 37 | 97012-06020 | BOLT | 1 | 1 | 1 | 1 | |
| ----- | | | | | | | |
| ----- | | | | | | | |
| ----- | | | | | | | |
| ----- | | | | | | | |
| ----- | | | | | | | |
| ----- | | | | | | | |



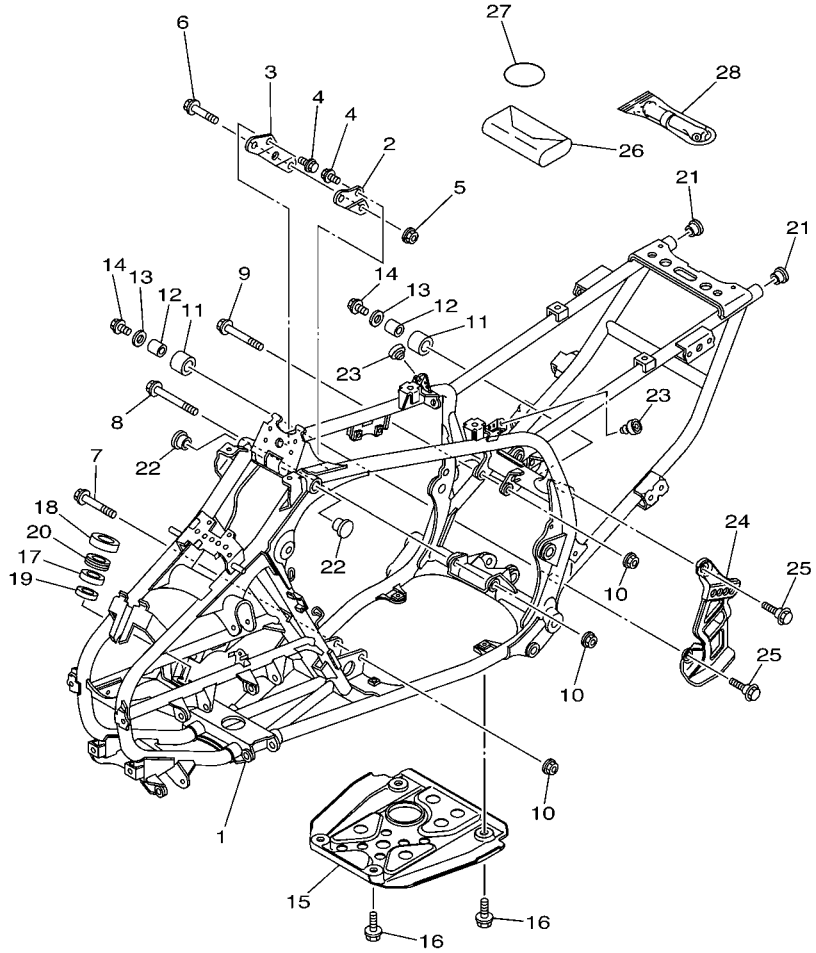
FWD
5YT1100-C160

FIG. 16 FRAME

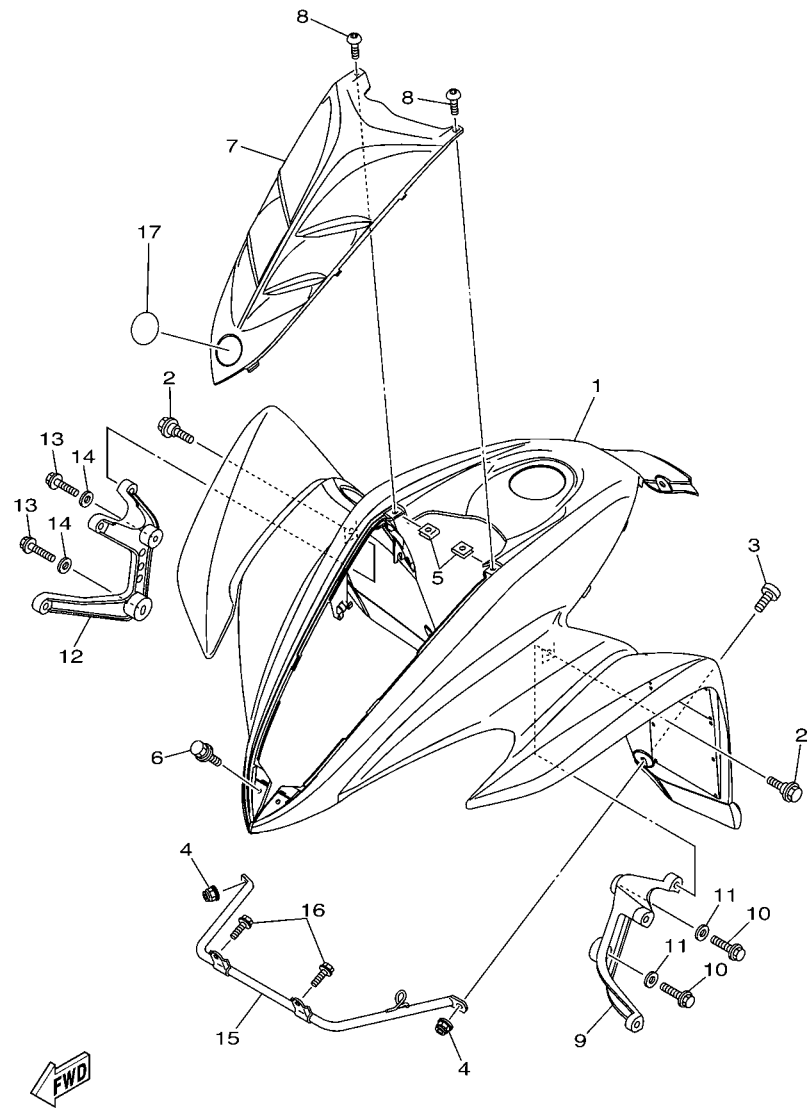
| REF. NO. | PART NO. | DESCRIPTION | CAN | EUR | OC | JPN | REMARKS |
|----------|--------------|-------------------|-----|-----|----|-----|--------------|
| 1 | 5YT-21110-00 | FRAME COMP. | 1 | 1 | 1 | 1 | UR FOR DPBSE |
| | 5YT-21110-10 | FRAME COMP. | 1 | 1 | 1 | | UR FOR BWS1 |
| 2 | 1UY-21315-20 | STAY, ENGINE 2 | 1 | 1 | 1 | 1 | |
| 3 | 1UY-21316-20 | STAY, ENGINE 3 | 1 | 1 | 1 | 1 | |
| 4 | 95812-08012 | BOLT, FLANGE | 4 | 4 | 4 | 4 | |
| 5 | 90185-08017 | NUT, SELF-LOCKING | 1 | 1 | 1 | 1 | |
| 6 | 95812-08055 | BOLT, FLANGE | 1 | 1 | 1 | 1 | |
| 7 | 90105-10211 | BOLT, FLANGE | 1 | 1 | 1 | 1 | |
| 8 | 90105-10277 | BOLT, FLANGE | 1 | 1 | 1 | 1 | |
| 9 | 90105-10185 | BOLT, FLANGE | 1 | 1 | 1 | 1 | |
| 10 | 90185-10011 | NUT, SELF-LOCKING | 3 | 3 | 3 | 3 | |
| 11 | 3TB-22178-00 | TENSIONER | 2 | 2 | 2 | 2 | |
| 12 | 4V4-22184-00 | BUSH | 2 | 2 | 2 | 2 | |
| 13 | 90201-08054 | WASHER, PLATE | 2 | 2 | 2 | 2 | |
| 14 | 95822-08012 | BOLT, FLANGE | 2 | 2 | 2 | 2 | |
| 15 | 5YT-21471-00 | PROTECTOR, ENGINE | 1 | 1 | 1 | 1 | |
| 16 | 90109-08100 | BOLT | 4 | 4 | 4 | 4 | |
| 17 | 93306-20331 | BEARING | 1 | 1 | 1 | 1 | |
| 18 | 93102-25081 | OIL SEAL | 1 | 1 | 1 | 1 | |
| 19 | 93102-25099 | OIL SEAL | 1 | 1 | 1 | 1 | |
| 20 | 2GU-23872-00 | HOLDER, BEARING | 1 | 1 | 1 | 1 | |
| 21 | 90338-18122 | PLUG | 2 | 2 | 2 | 2 | |
| 22 | 90338-23172 | PLUG | 2 | 2 | 2 | 2 | |
| 23 | 22W-24741-00 | PAD, SEAT | 2 | 2 | 2 | 2 | |
| 24 | 5YT-2117G-00 | PROTECTOR | 1 | 1 | 1 | 1 | |
| 25 | 90109-08100 | BOLT | 2 | 2 | 2 | 2 | |
| 26 | 2XK-28100-00 | TOOL KIT | 1 | 1 | 1 | 1 | |

FIG. 16 FRAME

| REF. NO. | PART NO. | DESCRIPTION | CAN | EUR | OCE | JPN | REMARKS |
|----------|--------------|---------------|-----|-----|-----|-----|---------|
| 27 | 3TJ-82131-00 | BAND, BATTERY | 1 | 1 | 1 | 1 | |
| 28 | 1NV-2811A-01 | GAUGE, AIR | 1 | 1 | 1 | 1 | |
| ----- | | | | | | | |
| ----- | | | | | | | |
| ----- | | | | | | | |
| ----- | | | | | | | |
| ----- | | | | | | | |
| ----- | | | | | | | |
| ----- | | | | | | | |
| ----- | | | | | | | |
| ----- | | | | | | | |
| ----- | | | | | | | |
| ----- | | | | | | | |
| ----- | | | | | | | |
| ----- | | | | | | | |
| ----- | | | | | | | |
| ----- | | | | | | | |
| ----- | | | | | | | |
| ----- | | | | | | | |
| ----- | | | | | | | |
| ----- | | | | | | | |
| ----- | | | | | | | |
| ----- | | | | | | | |
| ----- | | | | | | | |



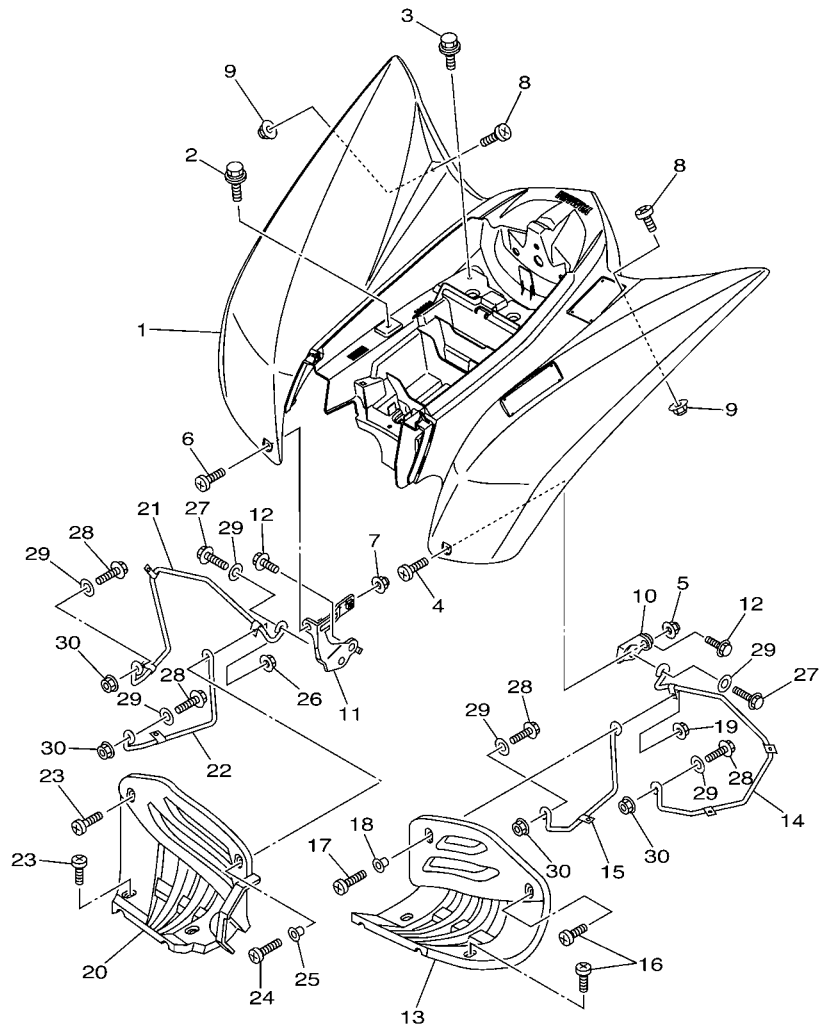
 5YT1100-C160



5YT1100-C170

FIG. 17 FRONT FENDER

| REF. NO. | PART NO. | DESCRIPTION | CAN | EUR | OCE | JPN | REMARKS |
|----------|--------------|---------------------------|-----|-----|-----|-----|--------------|
| 1 | 5YT-W215C-02 | FRONT FENDER COMP.2 | 1 | | | | UR FOR DPBSE |
| | 5YT-W215C-12 | FRONT FENDER COMP.2 | 1 | | | | UR FOR BWS1 |
| | 5YT-W215B-00 | FRONT FENDER COMP. 2 | | 1 | | | UR FOR DPBSE |
| | 5YT-W215B-10 | FRONT FENDER COMP. 2 | | 1 | | | UR FOR BWS1 |
| | 5YT-W215E-01 | FRONT FENDER COMP. | | | 1 | 1 | UR FOR DPBSE |
| | 5YT-W215E-11 | FRONT FENDER COMP. | | | 1 | | UR FOR BWS1 |
| 2 | 90109-06172 | BOLT | 2 | 2 | 2 | 2 | |
| 3 | 90149-06306 | SCREW | 2 | 2 | 2 | 2 | |
| 4 | 95602-06200 | NUT, SELF-LOCKING | 2 | 2 | 2 | 2 | |
| 5 | 90183-05008 | NUT, SPRING | 2 | 2 | 2 | 2 | |
| 6 | 90119-06152 | BOLT, WITH WASHER | 2 | 2 | 2 | 2 | |
| 7 | 5YT-23391-40 | PANEL, FRONT | 1 | 1 | 1 | 1 | |
| 8 | 90110-05201 | BOLT, HEXAGON SOCKET HEAD | 2 | 2 | 2 | 2 | |
| 9 | 5YT-21513-00 | STAY, FENDER 1 | 1 | 1 | 1 | 1 | |
| 10 | 95812-06014 | BOLT, FLANGE | 2 | 2 | 2 | 2 | |
| 11 | 90201-06089 | WASHER, PLATE | 2 | 2 | 2 | 2 | |
| 12 | 5YT-21514-00 | STAY, FENDER 2 | 1 | 1 | 1 | 1 | |
| 13 | 95812-06014 | BOLT, FLANGE | 2 | 2 | 2 | 2 | |
| 14 | 90201-06089 | WASHER, PLATE | 2 | 2 | 2 | 2 | |
| 15 | 5YT-21562-00 | STAY, FENDER 3 | 1 | 1 | 1 | 1 | |
| 16 | 95822-06010 | BOLT, FLANGE | 2 | 2 | 2 | 2 | |
| 17 | 8AC-2414B-01 | EMBLEM | 1 | 1 | 1 | 1 | |

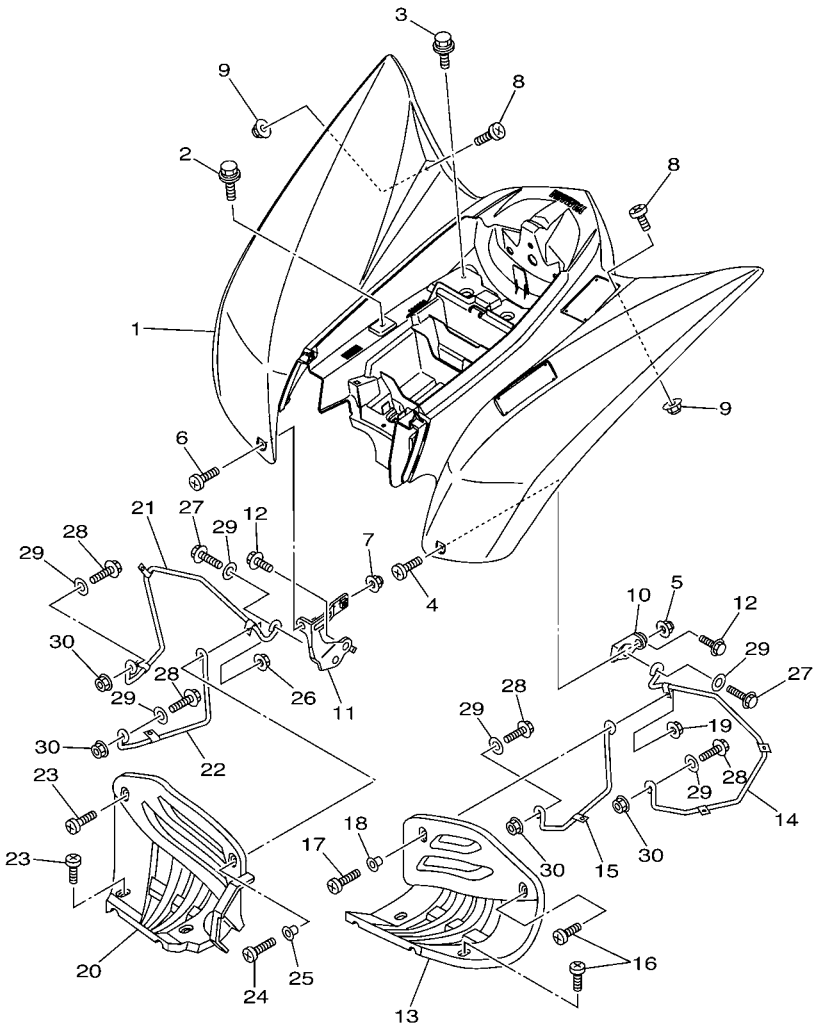


5YT1100-C180

FIG. 18 REAR FENDER

| REF. NO. | PART NO. | DESCRIPTION | CAN | EUR | OCÉ | JPN | REMARKS |
|----------|--------------|--------------------|-----|-----|-----|-----|--------------|
| 1 | 5YT-W216C-01 | REAR FENDER COMP.2 | 1 | | | | UR FOR DPBSE |
| | 5YT-W216C-11 | REAR FENDER COMP.2 | 1 | | | | UR FOR BWS1 |
| | 5YT-W216B-00 | REAR FENDER COMP.2 | | 1 | | | UR FOR DPBSE |
| | 5YT-W216B-10 | REAR FENDER COMP.2 | | 1 | | | UR FOR BWS1 |
| | 5YT-W216E-00 | REAR FENDER COMP. | | | 1 | 1 | UR FOR DPBSE |
| | 5YT-W216E-10 | REAR FENDER COMP. | | | 1 | | UR FOR BWS1 |
| 2 | 90119-06152 | BOLT, WITH WASHER | 2 | 2 | 2 | 2 | |
| 3 | 90119-06152 | BOLT, WITH WASHER | 2 | 2 | 2 | 2 | |
| 4 | 90149-06306 | SCREW | 1 | 1 | 1 | 1 | |
| 5 | 95602-06200 | NUT, SELF-LOCKING | 1 | 1 | 1 | 1 | |
| 6 | 90149-06306 | SCREW | 1 | 1 | 1 | 1 | |
| 7 | 95602-06200 | NUT, SELF-LOCKING | 1 | 1 | 1 | 1 | |
| 8 | 90149-06306 | SCREW | 2 | 2 | 2 | 2 | |
| 9 | 95602-06200 | NUT, SELF-LOCKING | 2 | 2 | 2 | 2 | |
| 10 | 5YT-21613-10 | STAY, FENDER 1 | 1 | 1 | 1 | 1 | |
| 11 | 5YT-21614-10 | STAY, FENDER 2 | 1 | 1 | 1 | 1 | |
| 12 | 95822-08012 | BOLT, FLANGE | 2 | 2 | 2 | 2 | |
| 13 | 5LP-21621-00 | FLAP | 1 | 1 | 1 | 1 | |
| 14 | 5YT-2164F-10 | STAY 1 | 1 | 1 | 1 | 1 | |
| 15 | 5YT-2164H-10 | STAY 3 | 1 | 1 | 1 | 1 | |
| 16 | 90154-05013 | SCREW, BINDING | 3 | 3 | 3 | 3 | |
| 17 | 90154-06061 | SCREW, BINDING | 1 | 1 | 1 | 1 | |
| 18 | 90387-062E0 | COLLAR | 1 | 1 | 1 | 1 | |
| 19 | 95602-06200 | NUT, SELF-LOCKING | 1 | 1 | 1 | 1 | |
| 20 | 5LP-21691-00 | FLAP | 1 | 1 | 1 | 1 | |
| 21 | 5YT-2164G-10 | STAY 2 | 1 | 1 | 1 | 1 | |
| 22 | 5YT-2164J-10 | STAY 4 | 1 | 1 | 1 | 1 | |

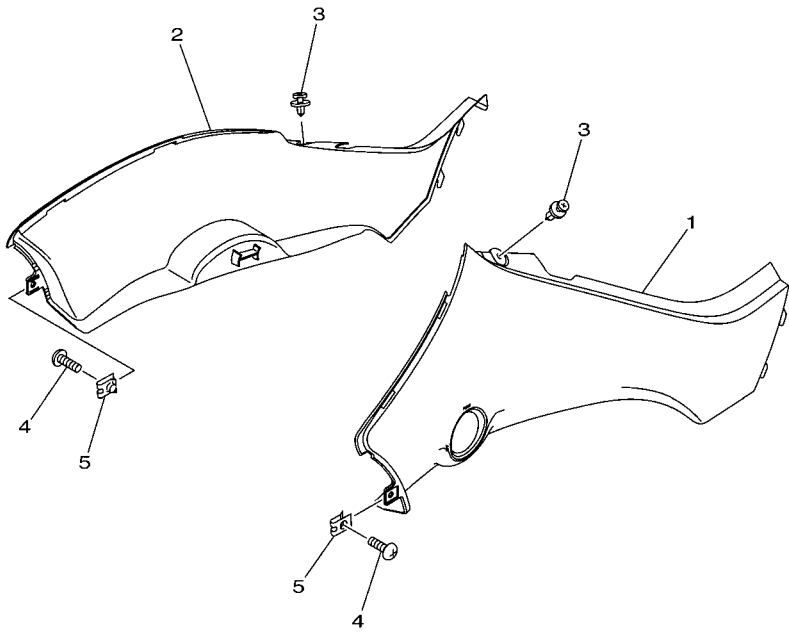
FIG. 18 REAR FENDER



5YT1100-C180

| REF. NO. | PART NO. | DESCRIPTION | CAN | EUR | OC | JPN | REMARKS |
|----------|-------------|-------------------|-----|-----|----|-----|---------|
| 23 | 90154-05013 | SCREW, BINDING | 3 | 3 | 3 | 3 | |
| 24 | 90154-06061 | SCREW, BINDING | 1 | 1 | 1 | 1 | |
| 25 | 90387-062E0 | COLLAR | 1 | 1 | 1 | 1 | |
| 26 | 95602-06200 | NUT, SELF-LOCKING | 1 | 1 | 1 | 1 | |
| 27 | 95822-08020 | BOLT, FLANGE | 2 | 2 | 2 | 2 | |
| 28 | 95822-08025 | BOLT, FLANGE | 4 | 4 | 4 | 4 | |
| 29 | 90201-08048 | WASHER, PLATE | 6 | 6 | 6 | 6 | |
| 30 | 95602-08200 | NUT, SELF-LOCKING | 4 | 4 | 4 | 4 | |
| | | | | | | | |
| | | | | | | | |
| | | | | | | | |
| | | | | | | | |
| | | | | | | | |
| | | | | | | | |
| | | | | | | | |
| | | | | | | | |

FIG. 19 SIDE COVER



| REF. NO. | PART NO. | DESCRIPTION | CAN | EUR | OCE | JPN | REMARKS |
|----------|--------------|-------------------|-----|-----|-----|-----|--------------|
| 1 | 5YT-21711-00 | COVER, SIDE 1 | 1 | 1 | 1 | 1 | UR FOR DPBSE |
| | 5YT-21711-10 | COVER, SIDE 1 | 1 | 1 | 1 | | UR FOR BWS1 |
| 2 | 5YT-21721-00 | COVER, SIDE 2 | 1 | 1 | 1 | 1 | UR FOR DPBSE |
| | 5YT-21721-10 | COVER, SIDE 2 | 1 | 1 | 1 | | UR FOR BWS1 |
| 3 | 90269-07076 | RIVET | 2 | 2 | 2 | 2 | |
| 4 | 90150-06010 | SCREW, ROUND HEAD | 2 | 2 | 2 | 2 | |
| 5 | 90183-06069 | NUT, SPRING | 2 | 2 | 2 | 2 | |
| | | | | | | | |
| | | | | | | | |
| | | | | | | | |
| | | | | | | | |
| | | | | | | | |
| | | | | | | | |
| | | | | | | | |

FWD
5YT1100-C190

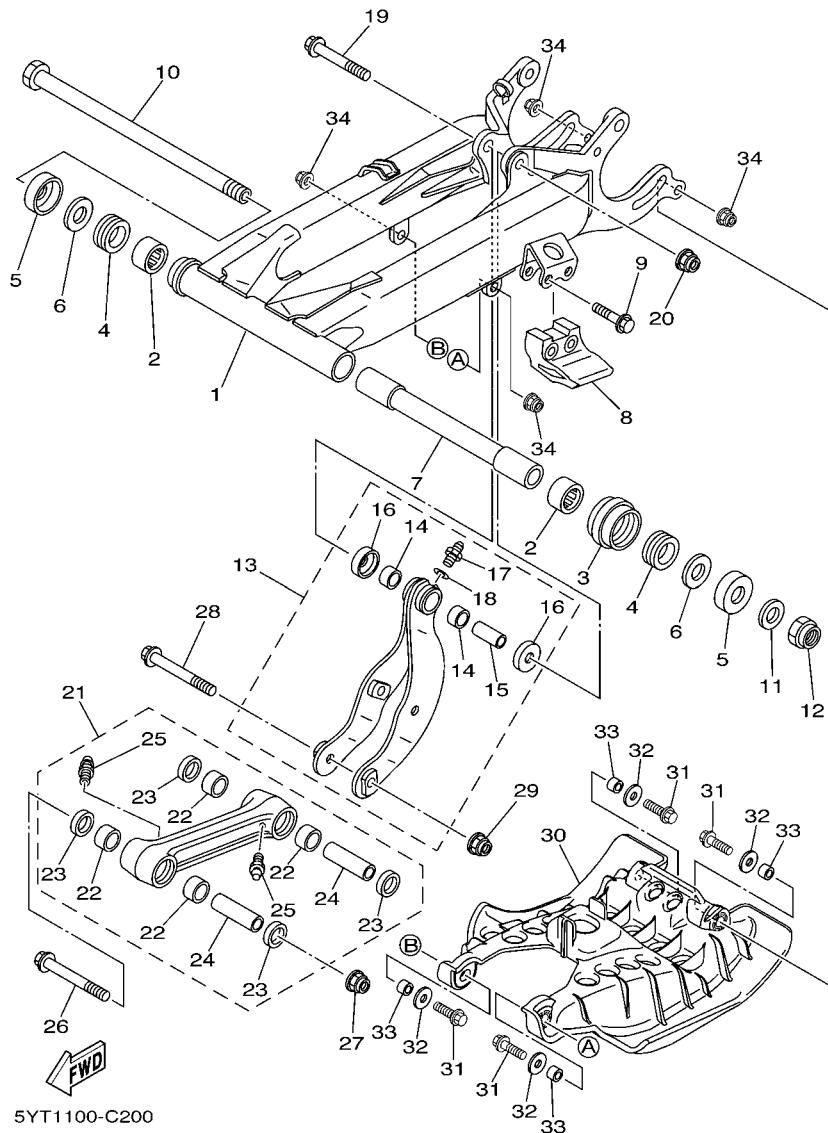


FIG. 20 REAR ARM

| REF. NO. | PART NO. | DESCRIPTION | CAN | EUR | OCE | JPN | REMARKS |
|----------|--------------|-------------------------|-----|-----|-----|-----|---------|
| 1 | 3GD-22110-30 | REAR ARM COMP. | 1 | 1 | 1 | 1 | |
| 2 | 93317-22237 | BEARING | 2 | 2 | 2 | 2 | |
| 3 | 2GU-22151-00 | SEAL, GUARD | 1 | 1 | 1 | 1 | |
| 4 | 93108-35004 | OIL SEAL (35-41-8) | 2 | 2 | 2 | 2 | |
| 5 | 2K6-22128-01 | COVER, THRUST 1 | 2 | 2 | 2 | 2 | |
| 6 | 90201-244A9 | WASHER, PLATE (2.05T) | 2 | 2 | 2 | 2 | |
| 7 | 3GD-22184-00 | BUSH | 1 | 1 | 1 | 1 | |
| 8 | 38W-22199-00 | SUPPORT, CHAIN | 1 | 1 | 1 | 1 | |
| 9 | 95802-08040 | BOLT, FLANGE | 2 | 2 | 2 | 2 | |
| 10 | 1UY-22141-10 | SHAFT, PIVOT | 1 | 1 | 1 | 1 | |
| 11 | 90201-16018 | WASHER, PLATE | 1 | 1 | 1 | 1 | |
| 12 | 90185-16002 | NUT, SELF-LOCKING | 1 | 1 | 1 | 1 | |
| 13 | 5YT-2210J-00 | RELAY ARM SUB ASSY | 1 | 1 | 1 | 1 | |
| 14 | 90383-20032 | .BUSH, FORMED | 2 | 2 | 2 | 2 | |
| 15 | 90387-125N8 | .COLLAR | 1 | 1 | 1 | 1 | |
| 16 | 5YT-22129-00 | .COVER, THRUST 2 | 2 | 2 | 2 | 2 | |
| 17 | 93700-06004 | .NIPPLE, GREASE | 1 | 1 | 1 | 1 | |
| 18 | 90201-063F3 | .WASHER, PLATE | 1 | 1 | 1 | 1 | |
| 19 | 90105-12050 | BOLT, FLANGE | 1 | 1 | 1 | 1 | |
| 20 | 95602-12200 | NUT, SELF-LOCKING | 1 | 1 | 1 | 1 | |
| 21 | 5YT-2210K-00 | CONNECTING ROD SUB ASSY | 1 | 1 | 1 | 1 | |
| 22 | 90383-20032 | .BUSH, FORMED | 4 | 4 | 4 | 4 | |
| 23 | 93109-20076 | .OIL SEAL | 4 | 4 | 4 | 4 | |
| 24 | 90387-12021 | .COLLAR | 2 | 2 | 2 | 2 | |
| 25 | 93700-06004 | .NIPPLE, GREASE | 2 | 2 | 2 | 2 | |
| 26 | 90105-12061 | BOLT, FLANGE | 1 | 1 | 1 | 1 | |
| 27 | 95602-12200 | NUT, SELF-LOCKING | 1 | 1 | 1 | 1 | |

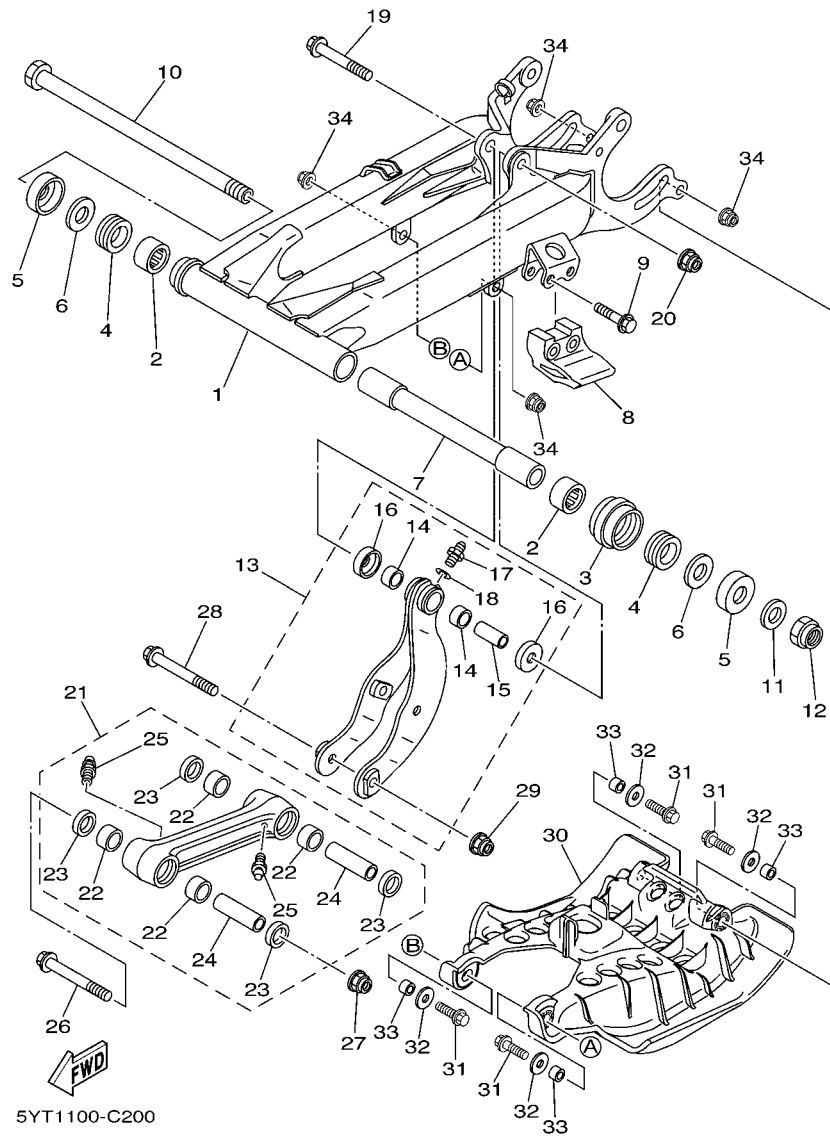
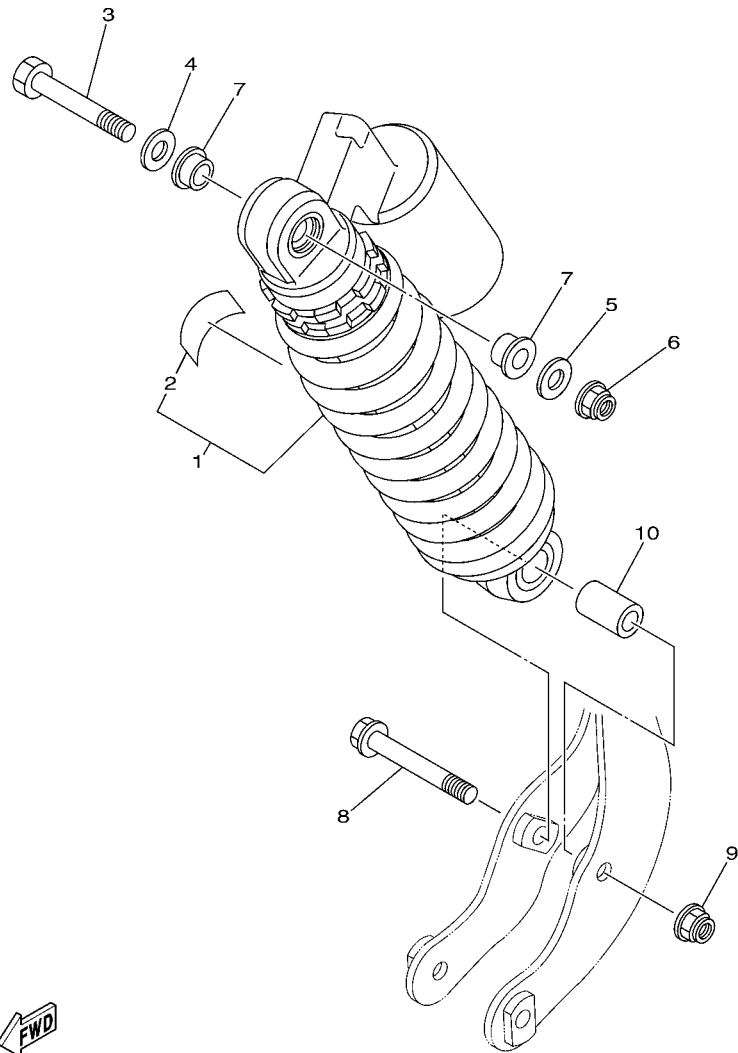


FIG. 20 REAR ARM

| REF. NO. | PART NO. | DESCRIPTION | CAN | EUR | OCE | JPN | REMARKS |
|----------|--------------|-------------------|-----|-----|-----|-----|---------|
| 28 | 90105-12061 | BOLT, FLANGE | 1 | 1 | 1 | 1 | |
| 29 | 95602-12200 | NUT, SELF-LOCKING | 1 | 1 | 1 | 1 | |
| 30 | 5YT-2219X-00 | COVER | 1 | 1 | 1 | 1 | |
| 31 | 97002-08030 | BOLT | 4 | 4 | 4 | 4 | |
| 32 | 90201-08054 | WASHER, PLATE | 4 | 4 | 4 | 4 | |
| 33 | 90387-084N8 | COLLAR | 4 | 4 | 4 | 4 | |
| 34 | 95702-08500 | NUT, WITH WASHER | 4 | 4 | 4 | 4 | |
| | | | | | | | |
| | | | | | | | |
| | | | | | | | |
| | | | | | | | |
| | | | | | | | |
| | | | | | | | |

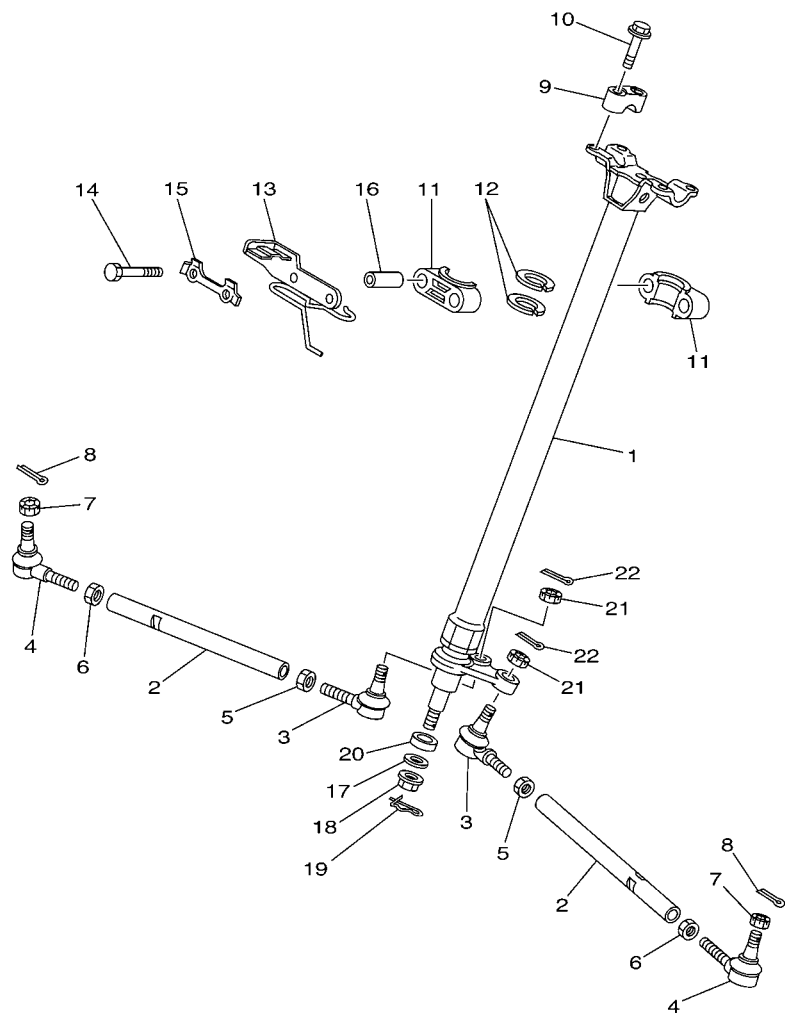



5YT1100-C211

FIG. 21 REAR SUSPENSION

| REF. NO. | PART NO. | DESCRIPTION | CAN | EUR | OCE | JPN | REMARKS |
|----------|--------------|---------------------------|-----|-----|-----|-----|---------|
| 1 | 5YT-22210-A0 | SHOCK ABSORBER ASSY, REAR | 1 | | | | |
| | 5YT-22210-B0 | SHOCK ABSORBER ASSY, REAR | | 1 | 1 | | |
| | 5YT-22210-C0 | SHOCK ABSORBER ASSY, REAR | | | | 1 | |
| 2 | 4AA-22259-70 | .LABEL, WARNING | 1 | | | | |
| | 4AA-22259-40 | .LABEL, WARNING | | 1 | 1 | | |
| | 4AA-22259-50 | .LABEL, WARNING | | | | 1 | |
| 3 | 90101-12012 | BOLT | 1 | 1 | 1 | 1 | |
| 4 | 90201-12033 | WASHER, PLATE | 1 | 1 | 1 | 1 | |
| 5 | 90201-12032 | WASHER, PLATE | 1 | 1 | 1 | 1 | |
| 6 | 90185-12007 | NUT, SELF-LOCKING | 1 | 1 | 1 | 1 | |
| 7 | 90387-127G8 | COLLAR | 2 | 2 | 2 | 2 | |
| 8 | 90105-12050 | BOLT, FLANGE | 1 | 1 | 1 | 1 | |
| 9 | 95602-12200 | NUT, SELF-LOCKING | 1 | 1 | 1 | 1 | |
| 10 | 90387-12020 | COLLAR | 1 | 1 | 1 | 1 | |
| | | | | | | | |
| | | | | | | | |
| | | | | | | | |
| | | | | | | | |
| | | | | | | | |

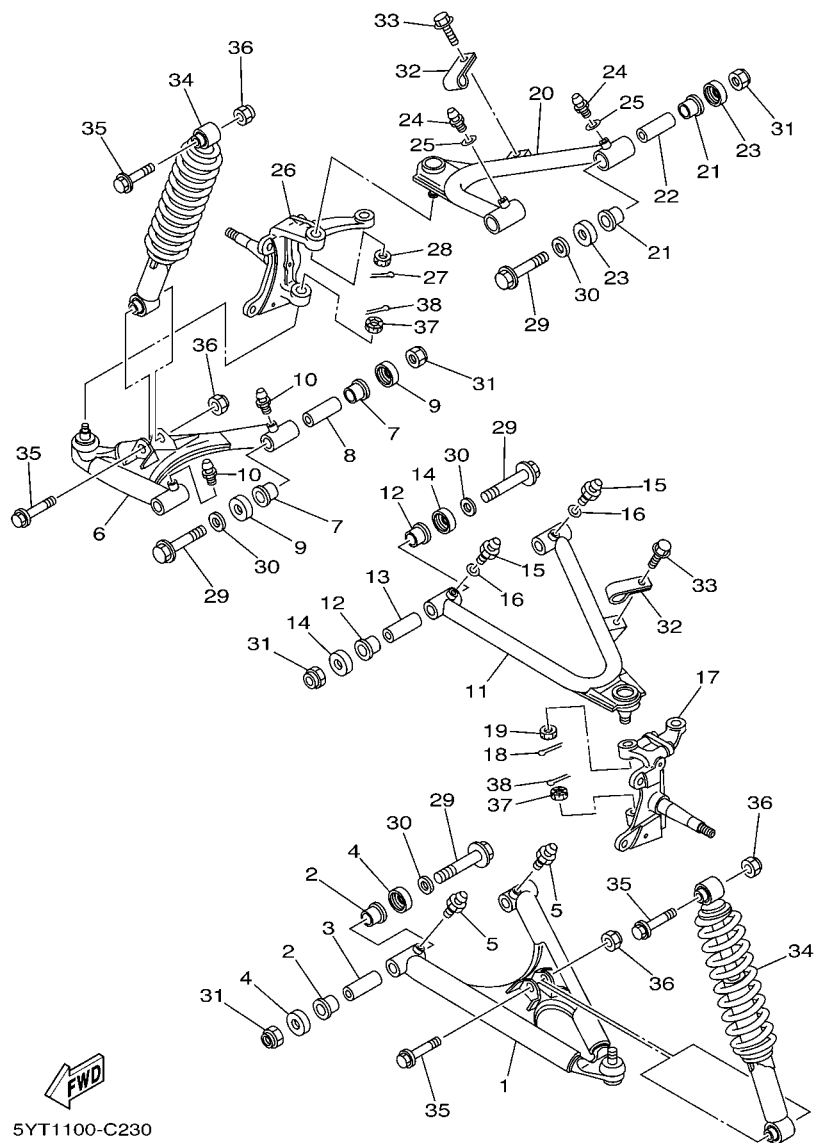
FIG. 22 STEERING



5YT1100-C220

| REF. NO. | PART NO. | DESCRIPTION | CAN | EUR | OCE | JPN | REMARKS |
|----------|--------------|-------------------------|-----|-----|-----|-----|---------------|
| 1 | 5YT-23813-20 | COLUMN, STEERING 2 | 1 | 1 | 1 | 1 | |
| 2 | 3GD-23831-00 | ROD, TIE | 2 | 2 | 2 | 2 | |
| 3 | 1UY-23841-01 | JOINT, UNIVERSAL 1 | 2 | 2 | 2 | 2 | |
| 4 | 1UY-23845-01 | JOINT, UNIVERSAL 2 | 2 | 2 | 2 | 2 | |
| 5 | 95302-10700 | NUT | 2 | 2 | 2 | 2 | |
| 6 | 90170-10010 | NUT | 2 | 2 | 2 | 2 | (L.H. THREAD) |
| 7 | 90171-10001 | NUT, CASTLE | 2 | 2 | 2 | 2 | |
| 8 | 91401-20020 | PIN, COTTER | 2 | 2 | 2 | 2 | |
| 9 | 8K1-23814-00 | HOLDER, HANDLE | 2 | 2 | 2 | 2 | |
| 10 | 95822-08030 | BOLT, FLANGE | 4 | 4 | 4 | 4 | |
| 11 | 1UY-23812-00 | PLANE BEARING, STEERING | 2 | 2 | 2 | 2 | |
| 12 | 93112-31011 | OIL SEAL | 2 | 2 | 2 | 2 | |
| 13 | 5YT-23868-00 | BRACKET, STEERING LOWER | 1 | 1 | 1 | 1 | |
| 14 | 97022-08060 | BOLT | 2 | 2 | 2 | 2 | |
| 15 | 1UY-23894-01 | WASHER, LOCK 1 | 1 | 1 | 1 | 1 | |
| 16 | 90387-090R0 | COLLAR | 2 | 2 | 2 | 2 | |
| 17 | 90201-10036 | WASHER, PLATE | 1 | 1 | 1 | 1 | |
| 18 | 90185-10019 | NUT, SELF-LOCKING | 1 | 1 | 1 | 1 | |
| 19 | 91401-20020 | PIN, COTTER | 1 | 1 | 1 | 1 | |
| 20 | 90387-176R6 | COLLAR | 1 | 1 | 1 | 1 | |
| 21 | 90171-10001 | NUT, CASTLE | 2 | 2 | 2 | 2 | |
| 22 | 91401-20020 | PIN, COTTER | 2 | 2 | 2 | 2 | |

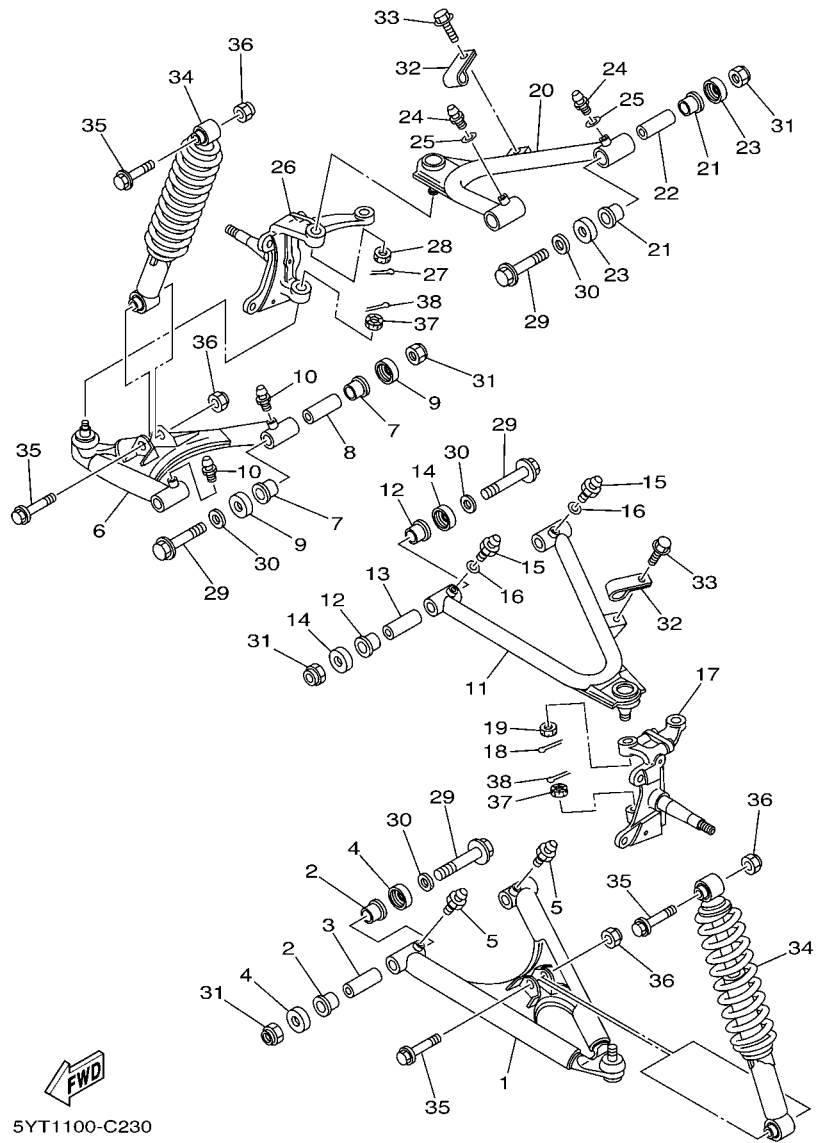
FIG. 23 FRONT SUSPENSION & WHEEL



5YT1100-C230

| REF. NO. | PART NO. | DESCRIPTION | CAN | EUR | OCÉ | JPN | REMARKS |
|----------|--------------|-------------------------------|-----|-----|-----|-----|---------|
| 1 | 3GD-23570-10 | FRONT LOWER ARM COMP. (LEFT) | 1 | 1 | 1 | 1 | |
| 2 | 90381-15088 | BUSH, SOLID | 4 | 4 | 4 | 4 | |
| 3 | 90387-101R3 | COLLAR | 2 | 2 | 2 | 2 | |
| 4 | 5YT-23517-00 | COVER, THRUST 1 | 4 | 4 | 4 | 4 | |
| 5 | 93700-06004 | NIPPLE, GREASE | 2 | 2 | 2 | 2 | |
| 6 | 3GD-23580-10 | FRONT LOWER ARM COMP. (RIGHT) | 1 | 1 | 1 | 1 | |
| 7 | 90381-15088 | BUSH, SOLID | 4 | 4 | 4 | 4 | |
| 8 | 90387-101R3 | COLLAR | 2 | 2 | 2 | 2 | |
| 9 | 5YT-23517-00 | COVER, THRUST 1 | 4 | 4 | 4 | 4 | |
| 10 | 93700-06004 | NIPPLE, GREASE | 2 | 2 | 2 | 2 | |
| 11 | 3GD-23540-10 | FRONT UPPER ARM COMP. (LEFT) | 1 | 1 | 1 | 1 | |
| 12 | 90381-15088 | BUSH, SOLID | 4 | 4 | 4 | 4 | |
| 13 | 90387-101R3 | COLLAR | 2 | 2 | 2 | 2 | |
| 14 | 5YT-23517-00 | COVER, THRUST 1 | 4 | 4 | 4 | 4 | |
| 15 | 93700-06004 | NIPPLE, GREASE | 2 | 2 | 2 | 2 | |
| 16 | 90201-063F3 | WASHER, PLATE | 2 | 2 | 2 | 2 | |
| 17 | 3GD-23501-10 | STEERING KNUCKLE ASSY (LEFT) | 1 | 1 | 1 | 1 | |
| 18 | 91401-20020 | PIN, COTTER | 1 | 1 | 1 | 1 | |
| 19 | 90171-10001 | NUT, CASTLE | 1 | 1 | 1 | 1 | |
| 20 | 3GD-23550-10 | FRONT UPPER ARM COMP. (RIGHT) | 1 | 1 | 1 | 1 | |
| 21 | 90381-15088 | BUSH, SOLID | 4 | 4 | 4 | 4 | |
| 22 | 90387-101R3 | COLLAR | 2 | 2 | 2 | 2 | |
| 23 | 5YT-23517-00 | COVER, THRUST 1 | 4 | 4 | 4 | 4 | |
| 24 | 93700-06004 | NIPPLE, GREASE | 2 | 2 | 2 | 2 | |
| 25 | 90201-063F3 | WASHER, PLATE | 2 | 2 | 2 | 2 | |
| 26 | 3GD-23502-10 | STEERING KNUCKLE ASSY (RIGHT) | 1 | 1 | 1 | 1 | |
| 27 | 91401-20020 | PIN, COTTER | 1 | 1 | 1 | 1 | |

FIG. 23 FRONT SUSPENSION & WHEEL



| REF. NO. | PART NO. | DESCRIPTION | CAN | EUR | OC | JPN | REMARKS |
|----------|--------------|---------------------|-----|-----|----|-----|---------|
| 28 | 90171-10001 | NUT, CASTLE | 1 | 1 | 1 | 1 | |
| 29 | 90105-10135 | BOLT, FLANGE | 8 | 8 | 8 | 8 | |
| 30 | 90201-10037 | WASHER, PLATE | 8 | 8 | 8 | 8 | |
| 31 | 90185-10012 | NUT, SELF-LOCKING | 8 | 8 | 8 | 8 | |
| 32 | 5VM-25886-10 | HOLDER, BRAKE HOSE | 2 | 2 | 2 | 2 | |
| 33 | 95822-06016 | BOLT, FLANGE | 2 | 2 | 2 | 2 | |
| 34 | 5YT-23350-30 | SHOCK ABSORBER ASSY | 2 | 2 | 2 | 2 | |
| 35 | 90105-10131 | BOLT, FLANGE | 4 | 4 | 4 | 4 | |
| 36 | 90185-10012 | NUT, SELF-LOCKING | 4 | 4 | 4 | 4 | |
| 37 | 90171-10001 | NUT, CASTLE | 2 | 2 | 2 | 2 | |
| 38 | 91401-20020 | PIN, COTTER | 2 | 2 | 2 | 2 | |
| | | | | | | | |
| | | | | | | | |
| | | | | | | | |
| | | | | | | | |
| | | | | | | | |

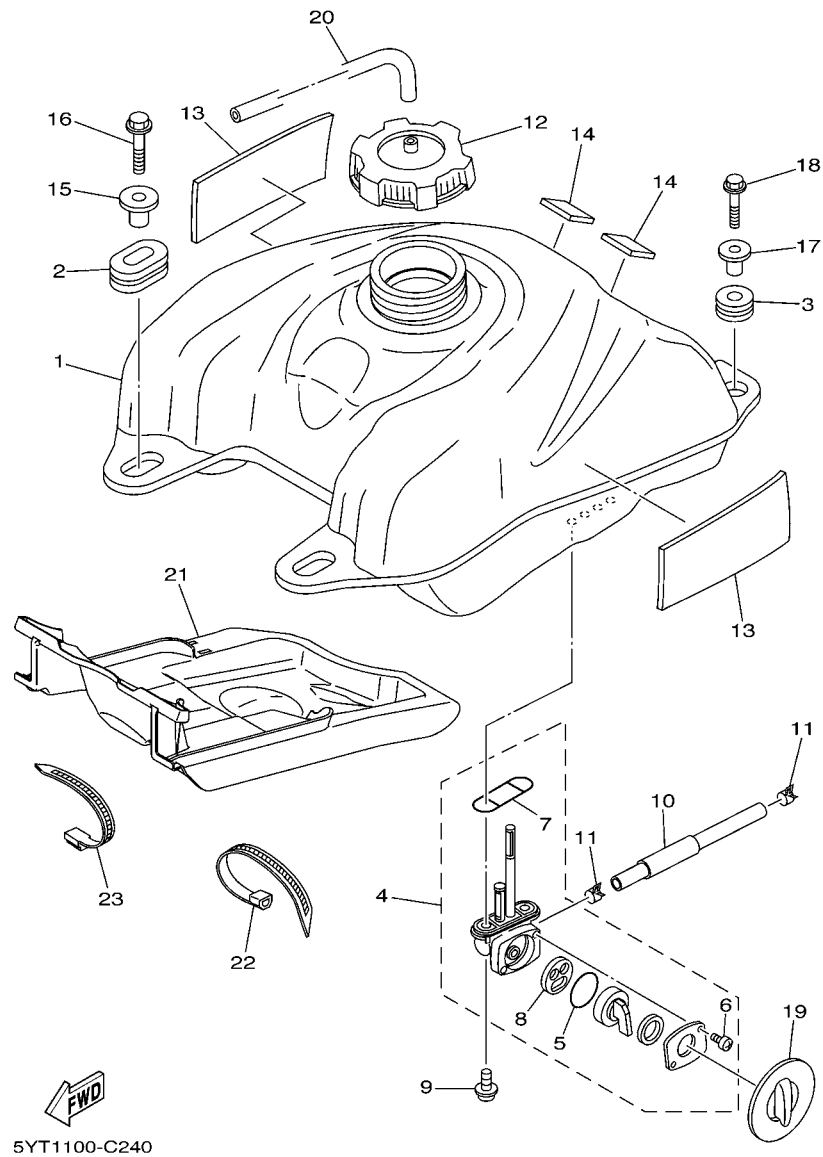
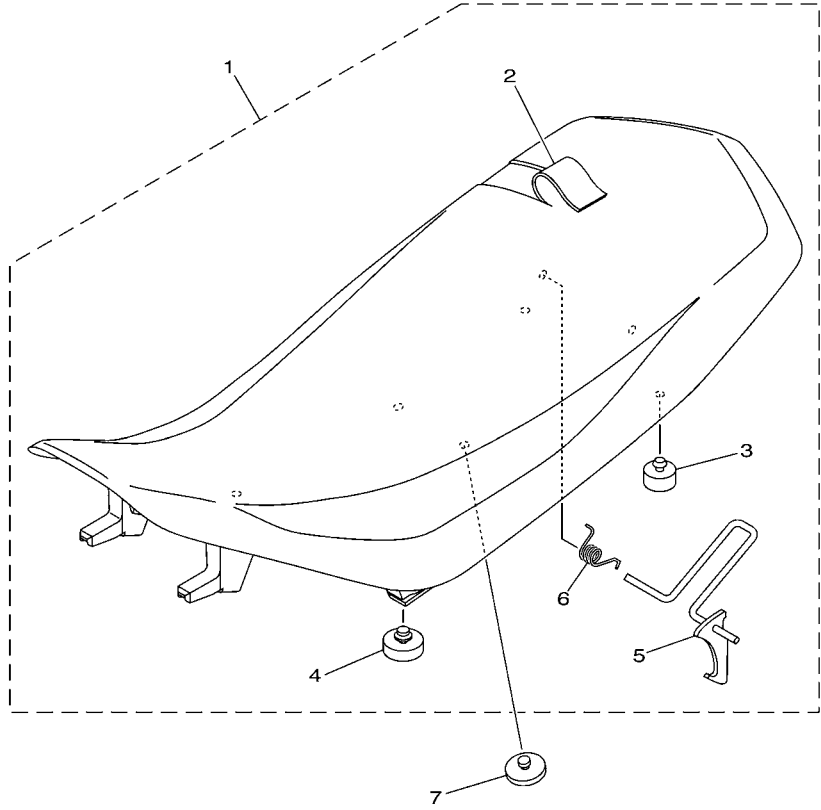


FIG. 24 FUEL TANK

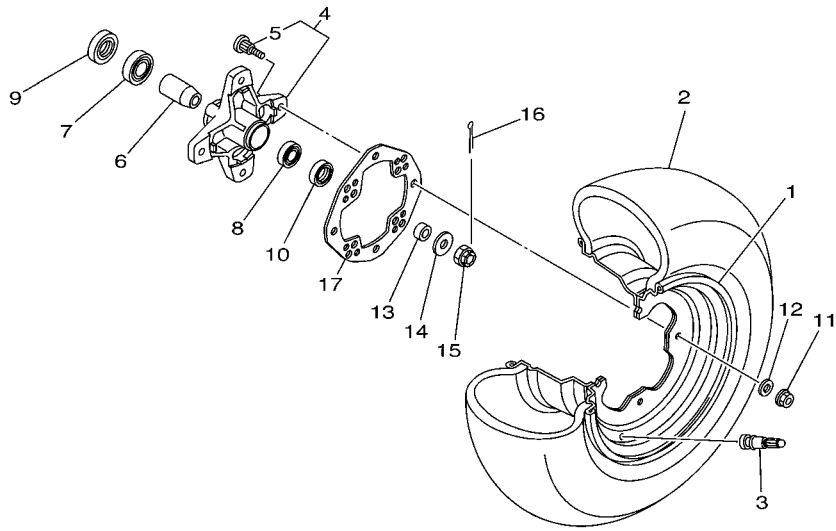
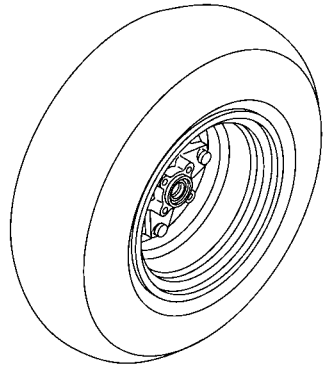
| REF. NO. | PART NO. | DESCRIPTION | CAN | EUR | OCÉ | JPN | REMARKS |
|----------|--------------|------------------|-----|-----|-----|-----|---------|
| 1 | 5YT-24110-10 | FUEL TANK COMP. | 1 | | | | |
| | 5YT-24110-00 | FUEL TANK COMP. | | 1 | 1 | 1 | |
| 2 | 90480-01400 | GROMMET | 2 | 2 | 2 | 2 | |
| 3 | 90480-18290 | GROMMET | 2 | 2 | 2 | 2 | |
| 4 | 21V-24500-11 | FUEL COCK ASSY 1 | 1 | 1 | 1 | 1 | |
| 5 | 3AJ-24534-01 | .SEAL, COCK | 1 | 1 | 1 | 1 | |
| 6 | 98507-03008 | .SCREW, PAN HEAD | 2 | 2 | 2 | 2 | |
| 7 | 4X8-24512-00 | .O-RING | 1 | 1 | 1 | 1 | |
| 8 | 3AC-24523-00 | .VALVE PACKING | 1 | 1 | 1 | 1 | |
| 9 | 90149-06108 | SCREW | 2 | 2 | 2 | 2 | |
| 10 | 5YT-24311-10 | PIPE, FUEL 1 | 1 | | | | |
| | 5YT-24311-00 | PIPE, FUEL 1 | | 1 | 1 | 1 | |
| 11 | 90467-10038 | CLIP | 2 | 2 | 2 | 2 | |
| 12 | 5KM-24610-00 | CAP ASSY | 1 | 1 | 1 | 1 | |
| 13 | 5TG-21541-00 | DAMPER 1 | 2 | 2 | 2 | 2 | |
| 14 | 5YT-24665-00 | DAMPER | 2 | 2 | 2 | 2 | |
| 15 | 90387-07021 | COLLAR | 2 | 2 | 2 | 2 | |
| 16 | 95802-06030 | BOLT, FLANGE | 2 | 2 | 2 | 2 | |
| 17 | 90387-066J1 | COLLAR | 2 | 2 | 2 | 2 | |
| 18 | 95802-06030 | BOLT, FLANGE | 2 | 2 | 2 | 2 | |
| 19 | 5YT-24524-00 | LEVER, COCK | 1 | 1 | 1 | 1 | |
| 20 | 90445-084J1 | HOSE (L420) | 1 | 1 | 1 | 1 | |
| 21 | 5YT-2414H-00 | DAMPER, PLATE 1 | 1 | 1 | 1 | 1 | |
| 22 | 90464-15195 | CLAMP | 1 | 1 | 1 | 1 | |
| 23 | 90464-13073 | CLAMP | 1 | 1 | 1 | 1 | |



 5YT1100-C250

FIG. 25 SEAT

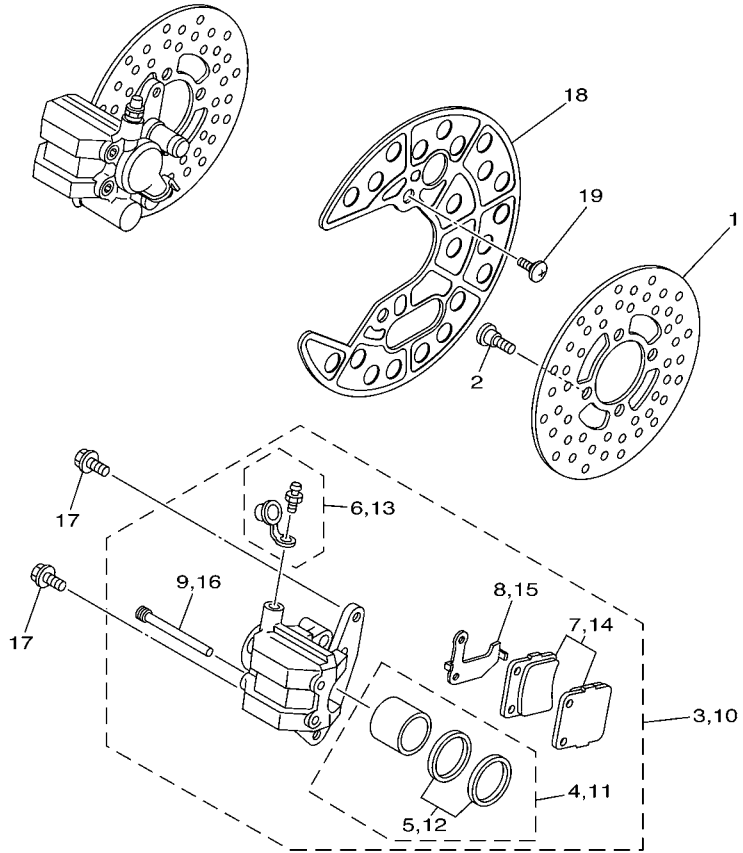
| REF. NO. | PART NO. | DESCRIPTION | CAN | EUR | OCE | JPN | REMARKS |
|----------|--------------|----------------------|-----|-----|-----|-----|---------|
| 1 | 5YT-24710-01 | SINGLE SEAT ASSY | 1 | 1 | 1 | 1 | |
| 2 | 5YT-24731-00 | .COVER, SEAT | 1 | 1 | 1 | 1 | |
| 3 | 371-27114-00 | .STOPPER, MAIN STAND | 2 | 2 | 2 | 2 | |
| 4 | 509-24724-00 | .DAMPER, SEAT | 2 | 2 | 2 | 2 | |
| 5 | 5YT-24776-10 | .LEVER, SEAT | 1 | 1 | 1 | 1 | |
| 6 | 90508-23567 | .SPRING, TORSION | 1 | 1 | 1 | 1 | |
| 7 | 214-24724-00 | DAMPER, SEAT | 2 | 2 | 2 | 2 | |
| | | | | | | | |
| | | | | | | | |
| | | | | | | | |
| | | | | | | | |
| | | | | | | | |
| | | | | | | | |
| | | | | | | | |
| | | | | | | | |



5YT1100-C260

FIG. 26 FRONT WHEEL

| REF. NO. | PART NO. | DESCRIPTION | CAN | EUR | OC | JPN | REMARKS |
|----------|--------------|-----------------------------|-----|-----|----|-----|----------|
| 1 | 5LP-25180-20 | WHEEL COMP. | 2 | 2 | 2 | 2 | |
| 2 | 94107-10020 | TIRE (AT21X7-10 KT851B T/L) | 2 | 2 | 2 | 2 | DUNLOP |
| 3 | 93900-00022 | VALVE, RIM (TR413) | 2 | 2 | 2 | 2 | TAIHEIYO |
| 4 | 3GD-25111-20 | HUB, FRONT | 2 | 2 | 2 | 2 | |
| 5 | 90114-10006 | BOLT, SERRATION | 4 | 4 | 4 | 4 | |
| 6 | 1UY-25117-00 | SPACER, BEARING | 2 | 2 | 2 | 2 | |
| 7 | 93306-00446 | BEARING | 2 | 2 | 2 | 2 | |
| 8 | 93306-20231 | BEARING | 2 | 2 | 2 | 2 | |
| 9 | 93105-26026 | OIL SEAL | 2 | 2 | 2 | 2 | |
| 10 | 93102-22216 | OIL SEAL | 2 | 2 | 2 | 2 | |
| 11 | 95702-10500 | NUT, WITH WASHER | 8 | 8 | 8 | 8 | |
| 12 | 92902-10200 | WASHER | 8 | 8 | 8 | 8 | |
| 13 | 90387-150R1 | COLLAR | 2 | 2 | 2 | 2 | |
| 14 | 90201-14586 | WASHER, PLATE | 2 | 2 | 2 | 2 | |
| 15 | 90171-14002 | NUT, CASTLE | 2 | 2 | 2 | 2 | |
| 16 | 91401-30025 | PIN, COTTER | 2 | 2 | 2 | 2 | |
| 17 | 1S3-25127-00 | COVER, PLATE | 2 | 2 | 2 | 2 | |
| | | | | | | | |
| | | | | | | | |
| | | | | | | | |



5YT1100-C270

FIG. 27 FRONT BRAKE CALIPER

| REF. NO. | PART NO. | DESCRIPTION | CAN | EUR | OCE | JPN | REMARKS |
|----------|--------------|-----------------------|-----|-----|-----|-----|---------|
| 1 | 3GD-2582T-10 | DISC, BRAKE (LEFT) | 2 | 2 | 2 | 2 | |
| 2 | 90109-08082 | BOLT | 8 | 8 | 8 | 8 | |
| 3 | 5LP-2580T-00 | CALIPER ASSY (LEFT) | 1 | 1 | 1 | 1 | |
| 4 | 3GD-W0057-00 | .PISTON ASSY, CALIPER | 1 | 1 | 1 | 1 | |
| 5 | 3GD-W0047-00 | ..CALIPER SEAL KIT | 1 | 1 | 1 | 1 | |
| 6 | 1UY-W0048-50 | .BLEED SCREW KIT | 1 | 1 | 1 | 1 | |
| 7 | 5LP-W0045-00 | .BRAKE PAD KIT | 1 | 1 | 1 | 1 | |
| 8 | 3GD-25827-00 | .SHIM, CALIPER | 1 | 1 | 1 | 1 | |
| 9 | 3GD-25933-00 | .PIN, PAD | 2 | 2 | 2 | 2 | |
| 10 | 5LP-2580U-00 | CALIPER ASSY (RIGHT) | 1 | 1 | 1 | 1 | |
| 11 | 3GD-W0057-00 | .PISTON ASSY, CALIPER | 1 | 1 | 1 | 1 | |
| 12 | 3GD-W0047-00 | ..CALIPER SEAL KIT | 1 | 1 | 1 | 1 | |
| 13 | 1UY-W0048-50 | .BLEED SCREW KIT | 1 | 1 | 1 | 1 | |
| 14 | 5LP-W0045-00 | .BRAKE PAD KIT | 1 | 1 | 1 | 1 | |
| 15 | 3GD-25828-00 | .SHIM, CALIPER | 1 | 1 | 1 | 1 | |
| 16 | 3GD-25933-00 | .PIN, PAD | 2 | 2 | 2 | 2 | |
| 17 | 90105-08161 | BOLT, FLANGE | 4 | 4 | 4 | 4 | |
| 18 | 5YT-2514A-00 | RING, WHEEL 1 | 2 | 2 | 2 | 2 | |
| 19 | 90154-06014 | SCREW, BINDING | 4 | 4 | 4 | 4 | |

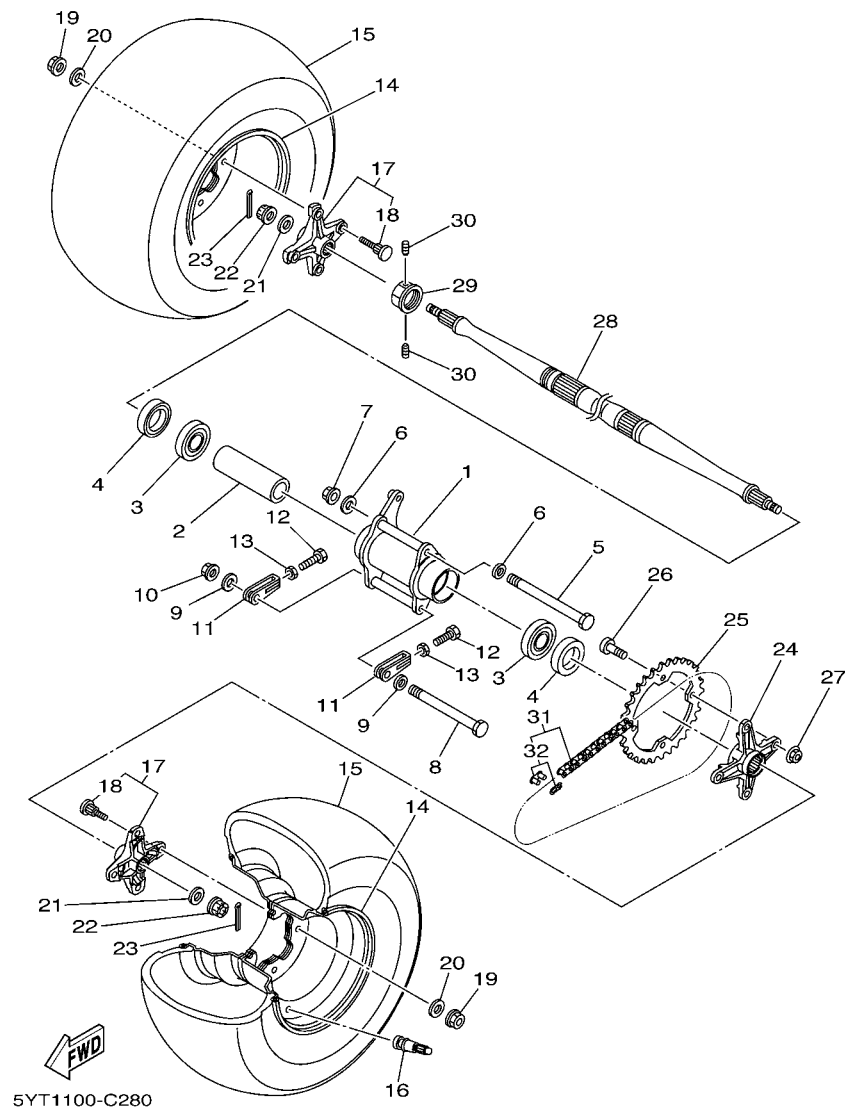


FIG. 28 REAR WHEEL

| REF. NO. | PART NO. | DESCRIPTION | CAN | EUR | OC | JPN | REMARKS |
|----------|--------------|----------------------------|-----|-----|----|-----|----------|
| 1 | 5YT-25311-00 | HUB, REAR | 1 | 1 | 1 | 1 | |
| 2 | 5YT-25317-00 | SPACER, BEARING | 1 | 1 | 1 | 1 | |
| 3 | 93306-00710 | BEARING | 2 | 2 | 2 | 2 | |
| 4 | 93106-46001 | OIL SEAL | 2 | 2 | 2 | 2 | |
| 5 | 90101-12032 | BOLT | 1 | 1 | 1 | 1 | |
| 6 | 90201-12045 | WASHER, PLATE | 2 | 2 | 2 | 2 | |
| 7 | 90179-12009 | NUT | 1 | 1 | 1 | 1 | |
| 8 | 90101-10029 | BOLT | 1 | 1 | 1 | 1 | |
| 9 | 90201-10052 | WASHER, PLATE | 2 | 2 | 2 | 2 | |
| 10 | 90179-10024 | NUT | 1 | 1 | 1 | 1 | |
| 11 | 3GD-25388-00 | PULLER, CHAIN 1 | 2 | 2 | 2 | 2 | |
| 12 | 90101-08006 | BOLT | 2 | 2 | 2 | 2 | |
| 13 | 95302-08600 | NUT | 2 | 2 | 2 | 2 | |
| 14 | 5LP-25390-20 | REAR WHEEL COMP. | 2 | 2 | 2 | 2 | |
| 15 | 94110-09020 | TIRE (AT20X10-9 KT877 T/L) | 2 | 2 | 2 | 2 | DUNLOP |
| 16 | 93900-00022 | VALVE, RIM (TR413) | 2 | 2 | 2 | 2 | TAIHEIYO |
| 17 | 1S3-25383-20 | COLLAR, WHEEL | 2 | 2 | 2 | 2 | |
| 18 | 90114-10013 | .BOLT, SERRATION | 4 | 4 | 4 | 4 | |
| 19 | 95702-10500 | NUT, WITH WASHER | 8 | 8 | 8 | 8 | |
| 20 | 92902-10200 | WASHER | 8 | 8 | 8 | 8 | |
| 21 | 90201-14021 | WASHER, PLATE | 2 | 2 | 2 | 2 | |
| 22 | 90171-14004 | NUT, CASTLE | 2 | 2 | 2 | 2 | |
| 23 | 91401-30030 | PIN, COTTER | 2 | 2 | 2 | 2 | |
| 24 | 5YT-25386-00 | COLLAR, SPROCKET AXLE | 1 | 1 | 1 | 1 | |
| 25 | 5TG-25438-10 | SPROCKET, DRIVEN (38T) | 1 | 1 | 1 | 1 | |
| 26 | 90109-10013 | BOLT | 4 | 4 | 4 | 4 | |
| 27 | 90185-10011 | NUT, SELF-LOCKING | 4 | 4 | 4 | 4 | |

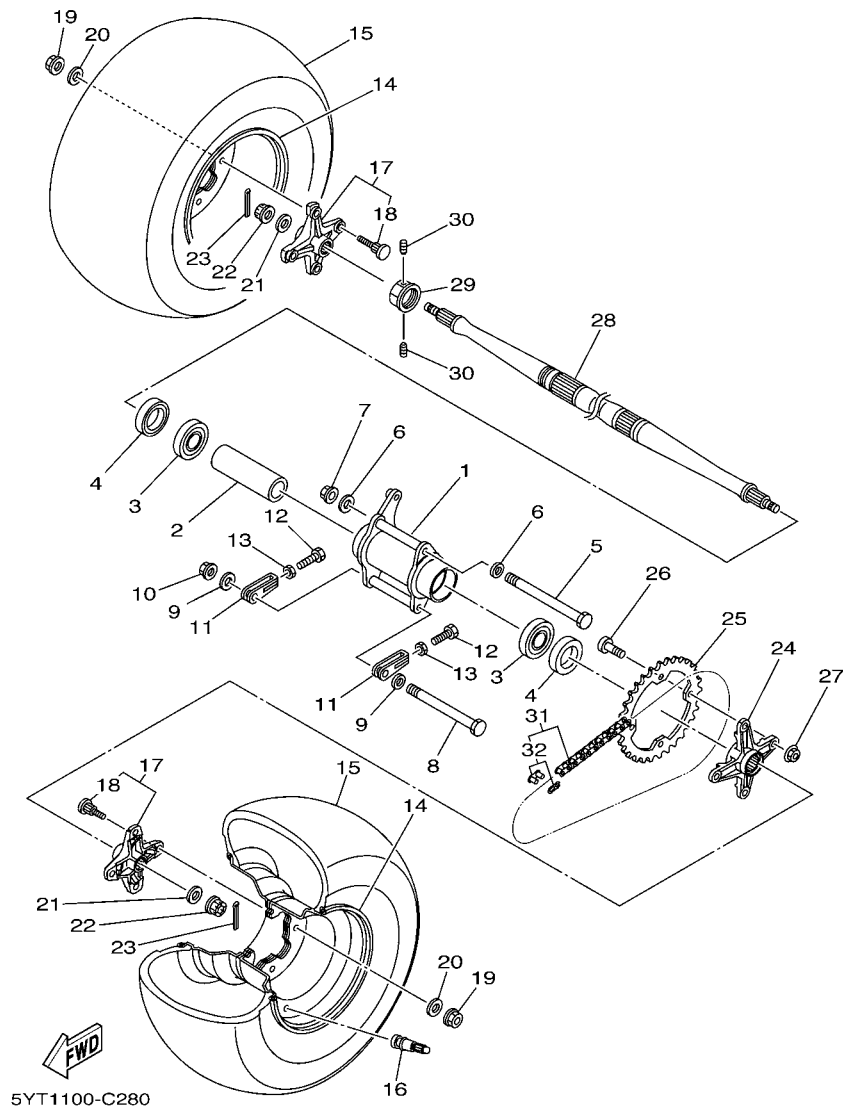
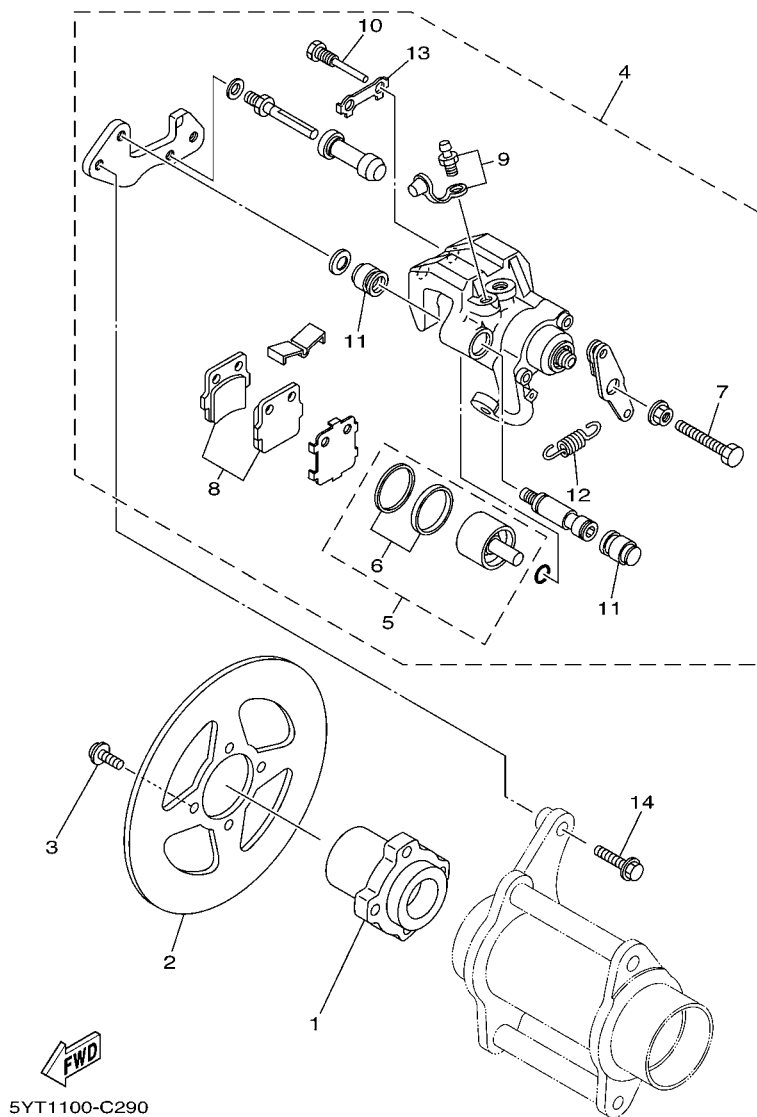


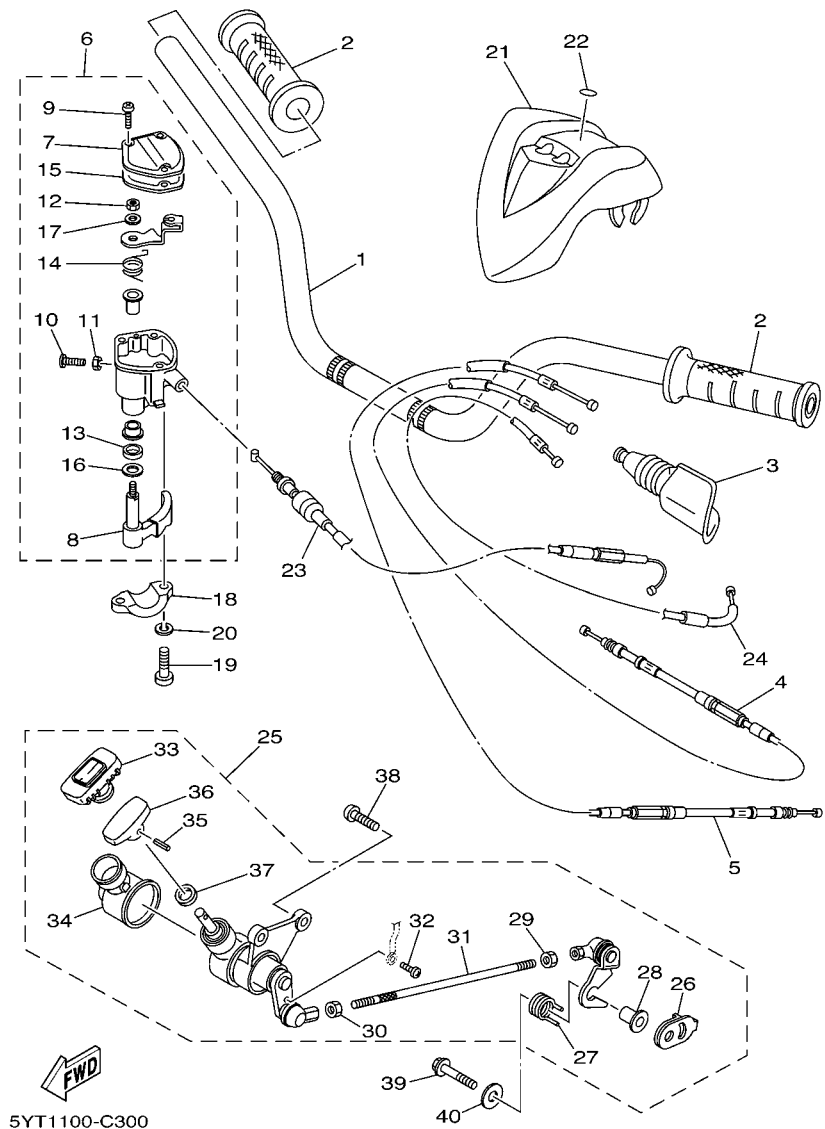
FIG. 28 REAR WHEEL

| REF. NO. | PART NO. | DESCRIPTION | CAN | EUR | OCE | JPN | REMARKS |
|----------|--------------|----------------------------|-----|-----|-----|-----|---------|
| 28 | 5YT-25381-10 | AXLE, WHEEL | 1 | 1 | 1 | 1 | |
| 29 | 90170-33010 | NUT | 1 | 1 | 1 | 1 | |
| 30 | 90113-06055 | BOLT, SET | 2 | 2 | 2 | 2 | |
| 31 | 94581-87098 | CHAIN (DID520V 98L) | 1 | 1 | 1 | 1 | |
| 32 | 94681-87011 | .JOINT, CHAIN (DID520V FJ) | 1 | 1 | 1 | 1 | |
| ----- | | | | | | | |
| ----- | | | | | | | |
| ----- | | | | | | | |
| ----- | | | | | | | |
| ----- | | | | | | | |
| ----- | | | | | | | |
| ----- | | | | | | | |
| ----- | | | | | | | |
| ----- | | | | | | | |

FIG. 29 REAR BRAKE



| REF. NO. | PART NO. | DESCRIPTION | CAN | EUR | OC | JPN | REMARKS |
|----------|--------------|-----------------------|-----|-----|----|-----|---------|
| 1 | 5YT-25712-00 | BRACKET, DISC | 1 | 1 | 1 | 1 | |
| 2 | 5TG-2582W-00 | DISK, REAR BRAKE 2 | 1 | 1 | 1 | 1 | |
| 3 | 90109-081F0 | BOLT | 4 | 4 | 4 | 4 | |
| 4 | 5YT-2580W-00 | CALIPER ASSY, REAR 2 | 1 | 1 | 1 | 1 | |
| 5 | 5LP-W0057-50 | .PISTON ASSY, CALIPER | 1 | 1 | 1 | 1 | |
| 6 | 5LP-W0047-50 | ..CALIPER SEAL KIT | 1 | 1 | 1 | 1 | |
| 7 | 1UY-25972-51 | .ADJUSTBOLT | 1 | 1 | 1 | 1 | |
| 8 | 5LP-W0046-50 | .BRAKE PAD KIT 2 | 1 | 1 | 1 | 1 | |
| 9 | 1UY-W0048-50 | .BLEED SCREW KIT | 1 | 1 | 1 | 1 | |
| 10 | 1UY-25924-51 | .PIN, PAD | 2 | 2 | 2 | 2 | |
| 11 | 1UY-25917-51 | .BOOT, CALIPER | 2 | 2 | 2 | 2 | |
| 12 | 5YT-25977-50 | .SPRING, RETURN | 1 | 1 | 1 | 1 | |
| 13 | 1UY-25933-51 | .WASHER, PAD PIN | 1 | 1 | 1 | 1 | |
| 14 | 90105-08182 | BOLT, FLANGE | 2 | 2 | 2 | 2 | |



5YT1100-C300

FIG. 30 STEERING HANDLE & CABLE

| REF. NO. | PART NO. | DESCRIPTION | CAN | EUR | OC | JPN | REMARKS |
|----------|--------------|-----------------------|-----|-----|----|-----|---------|
| 1 | 5YT-26111-10 | HANDLEBAR | 1 | 1 | 1 | 1 | |
| 2 | 5LP-26241-00 | GRIP | 2 | 2 | 2 | 2 | |
| 3 | 31A-26372-00 | COVER, HANDLE LEVER 1 | 1 | 1 | 1 | 1 | |
| 4 | 5YT-26335-10 | CABLE, CLUTCH | 1 | 1 | 1 | 1 | |
| 5 | 5YT-26341-01 | WIRE, BRAKE 1 | 1 | 1 | 1 | 1 | |
| 6 | 4KB-26250-20 | THROTTLE LEVER ASSY | 1 | 1 | 1 | 1 | |
| 7 | 4KB-2628F-20 | .CAP, GEAR | 1 | 1 | 1 | 1 | |
| 8 | 1NV-2625G-01 | .LEVER, THROTTLE | 1 | 1 | 1 | 1 | |
| 9 | 4KB-2632G-00 | .SCREW | 3 | 3 | 3 | 3 | |
| 10 | 4KB-26256-00 | .SCREW, GRIP END | 1 | 1 | 1 | 1 | |
| 11 | 95607-05100 | .NUT, U | 1 | 1 | 1 | 1 | |
| 12 | 4KB-26258-00 | .NUT, LOCK | 1 | 1 | 1 | 1 | |
| 13 | 93104-09025 | .OIL SEAL | 1 | 1 | 1 | 1 | |
| 14 | 1NV-26304-00 | .SPRING | 1 | 1 | 1 | 1 | |
| 15 | 4KB-2628G-00 | .GASKET | 1 | 1 | 1 | 1 | |
| 16 | 1NV-26129-00 | .WASHER | 1 | 1 | 1 | 1 | |
| 17 | 1NV-26398-00 | .WASHER | 1 | 1 | 1 | 1 | |
| 18 | 4V4-82913-00 | HOLDER, LEVER LOWER 1 | 1 | 1 | 1 | 1 | |
| 19 | 98502-05020 | SCREW, PAN HEAD | 2 | 2 | 2 | 2 | |
| 20 | 92902-05600 | WASHER, PLATE | 2 | 2 | 2 | 2 | |
| 21 | 5YT-26124-20 | PROTECTOR, HANDLEBAR | 1 | 1 | 1 | 1 | |
| 22 | 5GT-2836B-10 | TUNING FORK MARK | 1 | 1 | 1 | 1 | |
| 23 | 5YT-26311-10 | CABLE, THROTTLE 1 | 1 | 1 | 1 | 1 | |
| 24 | 5YT-26331-00 | CABLE, STARTER 1 | 1 | 1 | 1 | 1 | |
| 25 | 5YT-26150-20 | REV. LEVER ASSY. | 1 | 1 | 1 | 1 | |
| 26 | 4SH-18198-00 | .LEVER | 1 | 1 | 1 | 1 | |
| 27 | 90508-35764 | .SPRING, TORSION | 1 | 1 | 1 | 1 | |

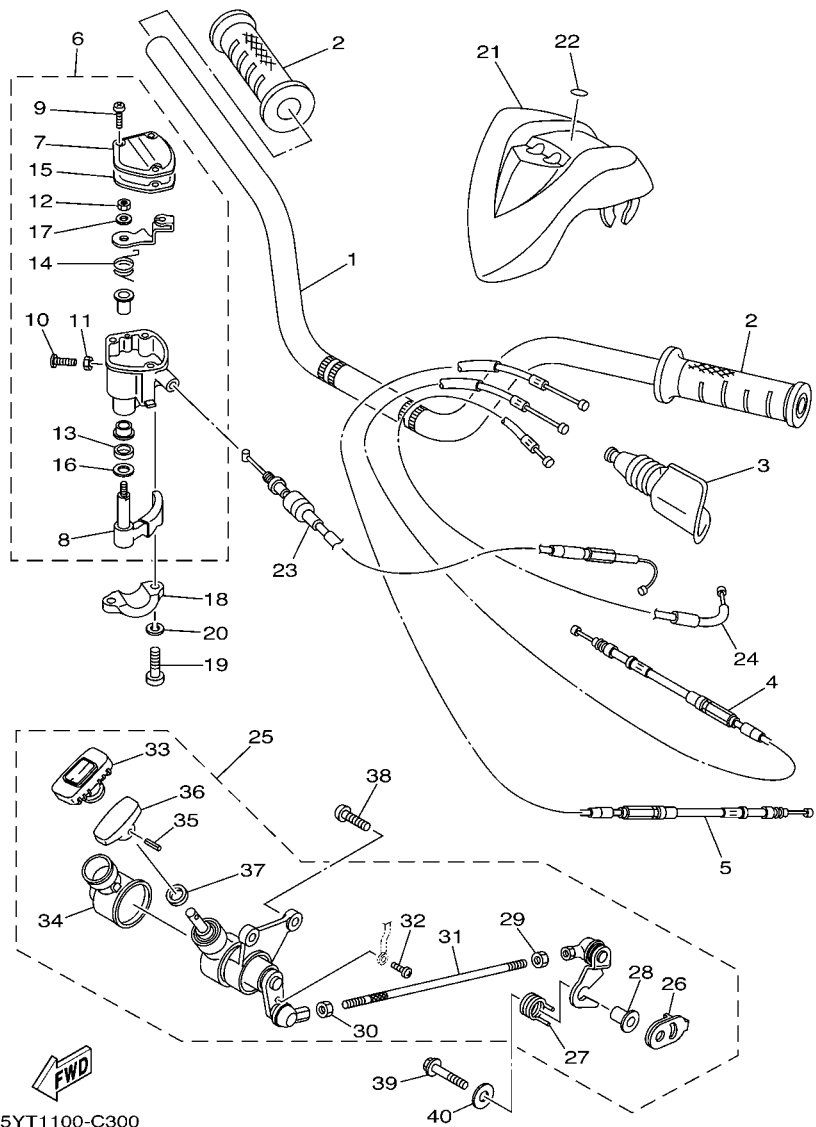
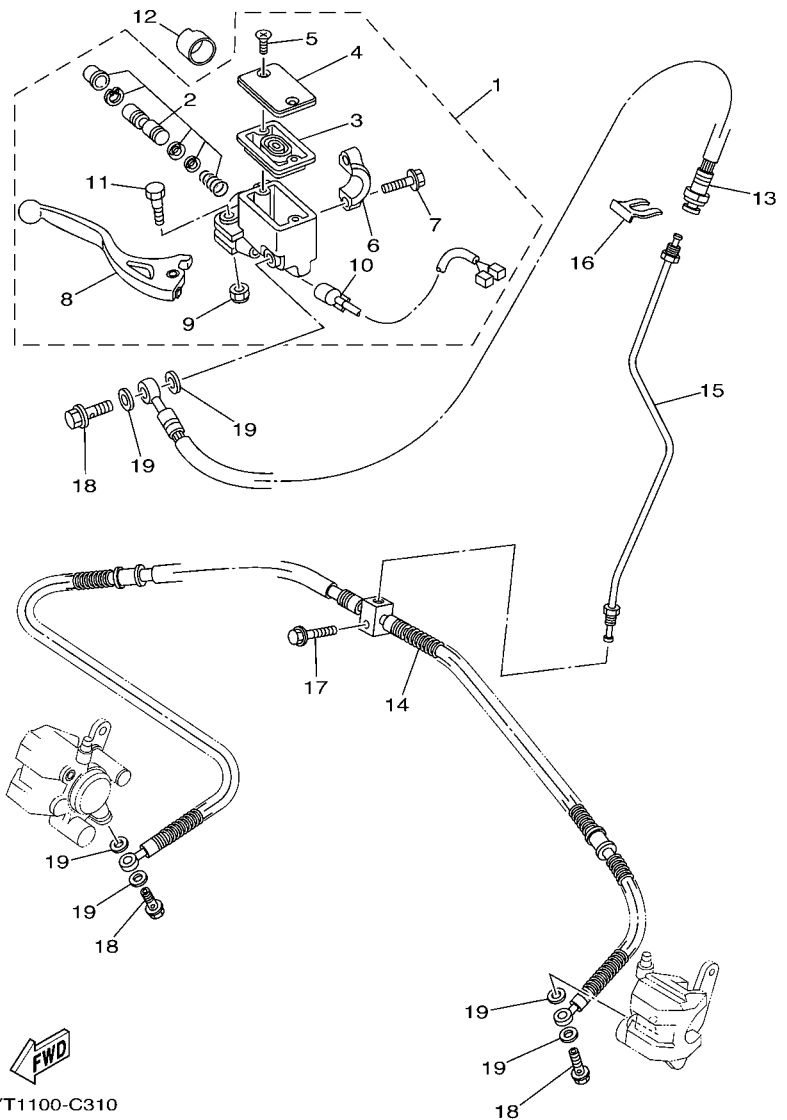


FIG. 30 STEERING HANDLE & CABLE

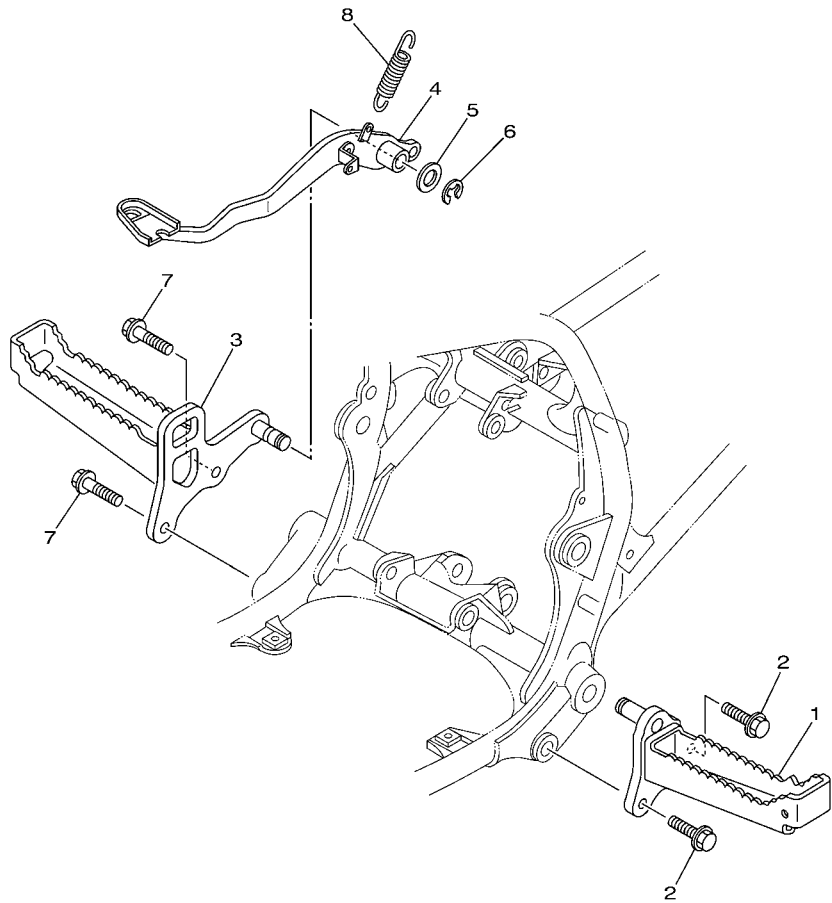
| REF. NO. | PART NO. | DESCRIPTION | CAN | EUR | OC | JPN | REMARKS |
|----------|--------------|------------------------|-----|-----|----|-----|---------|
| 28 | 90387-063W7 | .COLLAR | 1 | 1 | 1 | 1 | |
| 29 | 95317-06700 | .NUT | 1 | 1 | 1 | 1 | |
| 30 | 90170-06023 | .NUT | 1 | 1 | 1 | 1 | |
| 31 | 3GD-26166-10 | .ROD, JOINT | 1 | 1 | 1 | 1 | |
| 32 | 98502-04008 | .SCREW, PAN HEAD | 1 | 1 | 1 | 1 | |
| 33 | 1UY-26153-00 | .GRIP, LEVER | 1 | 1 | 1 | 1 | |
| 34 | 1UY-26372-00 | .COVER, HANDLE LEVER 1 | 1 | 1 | 1 | 1 | |
| 35 | 91609-40016 | .PIN, SPRING | 1 | 1 | 1 | 1 | |
| 36 | 1UY-26157-00 | .LEVER, LOCK | 1 | 1 | 1 | 1 | |
| 37 | 93109-08050 | .OIL SEAL | 1 | 1 | 1 | 1 | |
| 38 | 92012-08020 | BOLT, BUTTON HEAD | 2 | 2 | 2 | 2 | |
| 39 | 95812-06035 | BOLT, FLANGE | 1 | 1 | 1 | 1 | |
| 40 | 90201-06036 | WASHER, PLATE | 1 | 1 | 1 | 1 | |



5YT1100-C310

FIG. 31 FRONT MASTER CYLINDER

| REF. NO. | PART NO. | DESCRIPTION | CAN | EUR | OC | JPN | REMARKS |
|----------|--------------|-------------------------|-----|-----|----|-----|---------|
| 1 | 5LP-2583T-01 | MASTER CYLINDER ASSY | 1 | 1 | 1 | 1 | |
| 2 | 5LP-W0041-00 | .CYLINDER KIT, MASTER | 1 | 1 | 1 | 1 | |
| 3 | 4L0-25854-00 | .GASKET, DIAPHRAGM | 1 | 1 | 1 | 1 | |
| 4 | 5LP-25852-01 | .CAP, RESERVOIR | 1 | 1 | 1 | 1 | |
| 5 | 4NK-2589H-00 | .SCREW | 2 | 2 | 2 | 2 | |
| 6 | 5LP-25867-00 | .HOLDER | 1 | 1 | 1 | 1 | |
| 7 | 5MV-25833-00 | .BOLT, FITTING | 2 | 2 | 2 | 2 | |
| 8 | 5LP-83922-00 | .LEVER 2 | 1 | 1 | 1 | 1 | |
| 9 | 95604-06100 | .NUT, U | 1 | 1 | 1 | 1 | |
| 10 | 5LP-83980-00 | .FRONT STOP SWITCH ASSY | 1 | 1 | 1 | 1 | |
| 11 | 5MV-2589F-00 | .BOLT, LEVER | 1 | 1 | 1 | 1 | |
| 12 | 1UY-26259-00 | COLLAR | 1 | 1 | 1 | 1 | |
| 13 | 5YT-25872-10 | HOSE, BRAKE 1 | 1 | 1 | 1 | 1 | |
| 14 | 5YT-25873-10 | HOSE, BRAKE 2 | 1 | 1 | 1 | 1 | |
| 15 | 5YT-25871-10 | PIPE, BRAKE | 1 | 1 | 1 | 1 | |
| 16 | 2GU-25866-00 | CIRCLIP | 1 | 1 | 1 | 1 | |
| 17 | 95822-06025 | BOLT, FLANGE | 1 | 1 | 1 | 1 | |
| 18 | 90401-10015 | BOLT, UNION | 3 | 3 | 3 | 3 | |
| 19 | 90201-10118 | WASHER, PLATE | 6 | 6 | 6 | 6 | |



FWD
5YT1100-C320

FIG. 32 STAND & FOOTREST

| REF. NO. | PART NO. | DESCRIPTION | CAN | EUR | OCE | JPN | REMARKS |
|----------|--------------|-----------------|-----|-----|-----|-----|---------|
| 1 | 5YT-27411-10 | FOOTREST 1 | 1 | 1 | 1 | 1 | |
| 2 | 95812-10025 | BOLT, FLANGE | 2 | 2 | 2 | 2 | |
| 3 | 5YT-27421-10 | FOOTREST 2 | 1 | 1 | 1 | 1 | |
| 4 | 5YT-27211-10 | PEDAL, BRAKE | 1 | 1 | 1 | 1 | |
| 5 | 90201-15018 | WASHER, PLATE | 1 | 1 | 1 | 1 | |
| 6 | 93430-12008 | CIRCLIP | 1 | 1 | 1 | 1 | |
| 7 | 95812-10025 | BOLT, FLANGE | 2 | 2 | 2 | 2 | |
| 8 | 90506-20026 | SPRING, TENSION | 1 | 1 | 1 | 1 | |
| | | | | | | | |
| | | | | | | | |
| | | | | | | | |
| | | | | | | | |
| | | | | | | | |
| | | | | | | | |

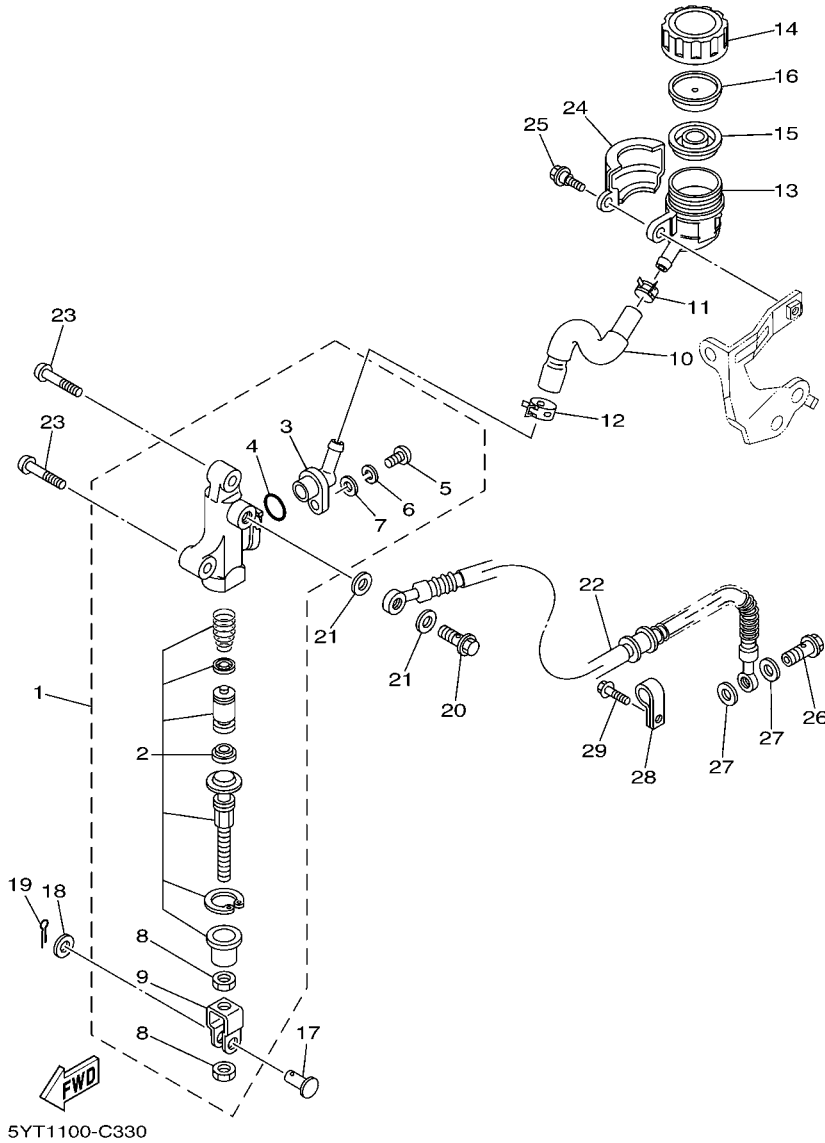


FIG. 33 REAR MASTER CYLINDER

| REF. NO. | PART NO. | DESCRIPTION | CAN | EUR | OC | JPN | REMARKS |
|----------|--------------|---------------------------|-----|-----|----|-----|---------|
| 1 | 5YT-2583V-00 | RR. MASTER CYLINDER ASSY. | 1 | 1 | 1 | 1 | |
| 2 | 5FK-W0042-50 | .CYLINDER KIT, MASTER | 1 | 1 | 1 | 1 | |
| 3 | 47X-2582A-50 | .JOINT | 1 | 1 | 1 | 1 | |
| 4 | 93210-15620 | .O-RING | 1 | 1 | 1 | 1 | |
| 5 | 98506-04012 | .SCREW, PAN HEAD | 1 | 1 | 1 | 1 | |
| 6 | 92906-04100 | .WASHER, SPRING | 1 | 1 | 1 | 1 | |
| 7 | 92906-04600 | .WASHER, PLATE | 1 | 1 | 1 | 1 | |
| 8 | 4SS-27218-00 | .NUT | 2 | 2 | 2 | 2 | |
| 9 | 2YK-27222-00 | .JOINT | 1 | 1 | 1 | 1 | |
| 10 | 5YT-25895-00 | HOSE, RESERVOIR | 1 | 1 | 1 | 1 | |
| 11 | 90467-11044 | CLIP | 1 | 1 | 1 | 1 | |
| 12 | 90467-140A6 | CLIP | 1 | 1 | 1 | 1 | |
| 13 | 4EW-25894-00 | TANK, RESERVOIR | 1 | 1 | 1 | 1 | |
| 14 | 3XP-25852-50 | CAP, RESERVOIR | 1 | 1 | 1 | 1 | |
| 15 | 2VN-25854-00 | GASKET, DIAPHRAGM | 1 | 1 | 1 | 1 | |
| 16 | 2VN-25855-00 | BUSH,DIAPHRAGM | 1 | 1 | 1 | 1 | |
| 17 | 90240-08005 | PIN, CLEVIS | 1 | 1 | 1 | 1 | |
| 18 | 90201-08066 | WASHER, PLATE | 1 | 1 | 1 | 1 | |
| 19 | 91401-16012 | PIN, COTTER | 1 | 1 | 1 | 1 | |
| 20 | 90401-10015 | BOLT, UNION | 1 | 1 | 1 | 1 | |
| 21 | 90201-10118 | WASHER, PLATE | 2 | 2 | 2 | 2 | |
| 22 | 5YT-25874-10 | HOSE, BRAKE | 1 | 1 | 1 | 1 | |
| 23 | 92012-08030 | BOLT, BUTTON HEAD | 2 | 2 | 2 | 2 | |
| 24 | 5YT-25888-00 | COVER, RESERVOIR TANK | 1 | 1 | 1 | 1 | |
| 25 | 90109-06240 | BOLT | 1 | 1 | 1 | 1 | |
| 26 | 90401-10015 | BOLT, UNION | 1 | 1 | 1 | 1 | |
| 27 | 90201-10118 | WASHER, PLATE | 2 | 2 | 2 | 2 | |

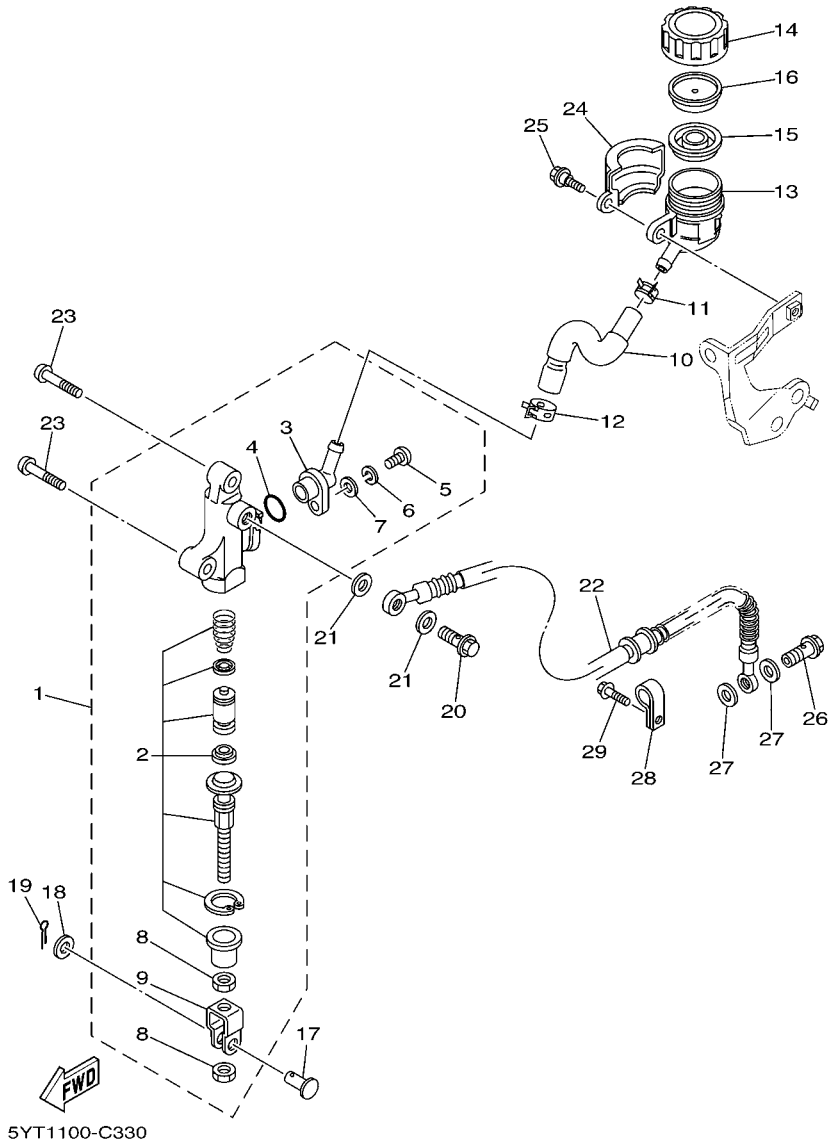
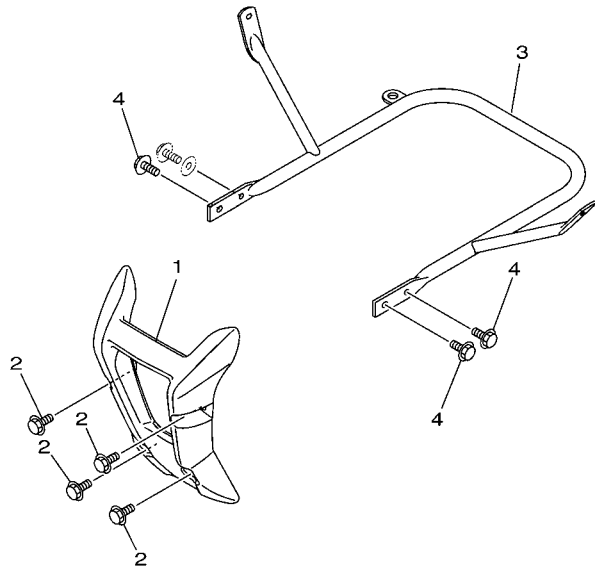
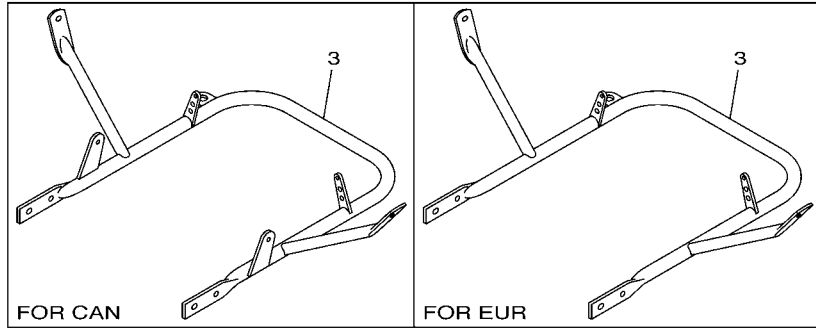


FIG. 33 REAR MASTER CYLINDER

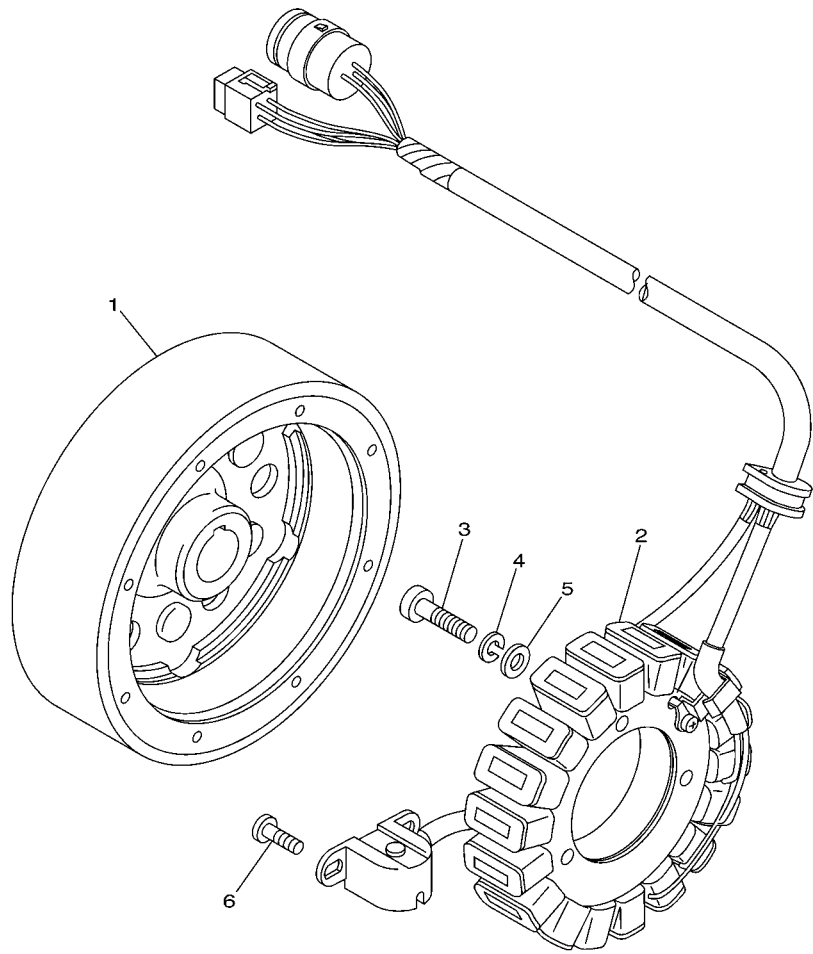
| REF. NO. | PART NO. | DESCRIPTION | CAN | EUR | OCE | JPN | REMARKS |
|----------|--------------|----------------------|-----|-----|-----|-----|---------|
| 28 | 5YT-25876-10 | HOLDER, BRAKE HOSE 2 | 1 | 1 | 1 | 1 | |
| 29 | 95802-06020 | BOLT, FLANGE | 1 | 1 | 1 | 1 | |
| | | | | | | | |
| | | | | | | | |
| | | | | | | | |
| | | | | | | | |
| | | | | | | | |
| | | | | | | | |
| | | | | | | | |
| | | | | | | | |



5YT1100-C340

FIG. 34 GUARD

| REF. NO. | PART NO. | DESCRIPTION | CAN | EUR | OCE | JPN | REMARKS |
|----------|--------------|------------------|-----|-----|-----|-----|---------|
| 1 | 5YT-2845N-00 | BAR, CARRY FRONT | 1 | 1 | 1 | 1 | |
| 2 | 90109-08100 | BOLT | 4 | 4 | 4 | 4 | |
| 3 | 5YT-2845R-70 | BAR, CARRY REAR | 1 | | | | |
| | 5YT-2845R-80 | BAR, CARRY REAR | | 1 | | | |
| | 5YT-2845R-60 | BAR, CARRY REAR | | | 1 | 1 | |
| 4 | 95812-08016 | BOLT, FLANGE | 3 | 3 | 3 | 3 | |
| | | | | | | | |
| | | | | | | | |
| | | | | | | | |
| | | | | | | | |
| | | | | | | | |
| | | | | | | | |
| | | | | | | | |



5NF4100-2351

FIG. 35 GENERATOR

| REF. NO. | PART NO. | DESCRIPTION | CAN | EUR | OCE | JPN | REMARKS |
|----------|--------------|-----------------|-----|-----|-----|-----|---------|
| 1 | 5NF-81450-01 | ROTOR ASSY | 1 | 1 | 1 | 1 | |
| 2 | 5NF-81410-00 | STATOR ASSY | 1 | 1 | 1 | 1 | |
| 3 | 92502-06030 | SCREW, PAN HEAD | 3 | 3 | 3 | 3 | |
| 4 | 92902-06100 | WASHER, SPRING | 3 | 3 | 3 | 3 | |
| 5 | 92902-06600 | WASHER, PLATE | 3 | 3 | 3 | 3 | |
| 6 | 98502-05014 | SCREW, PAN HEAD | 2 | 2 | 2 | 2 | |
| | | | | | | | |
| | | | | | | | |
| | | | | | | | |
| | | | | | | | |
| | | | | | | | |
| | | | | | | | |
| | | | | | | | |
| | | | | | | | |
| | | | | | | | |
| | | | | | | | |
| | | | | | | | |
| | | | | | | | |
| | | | | | | | |

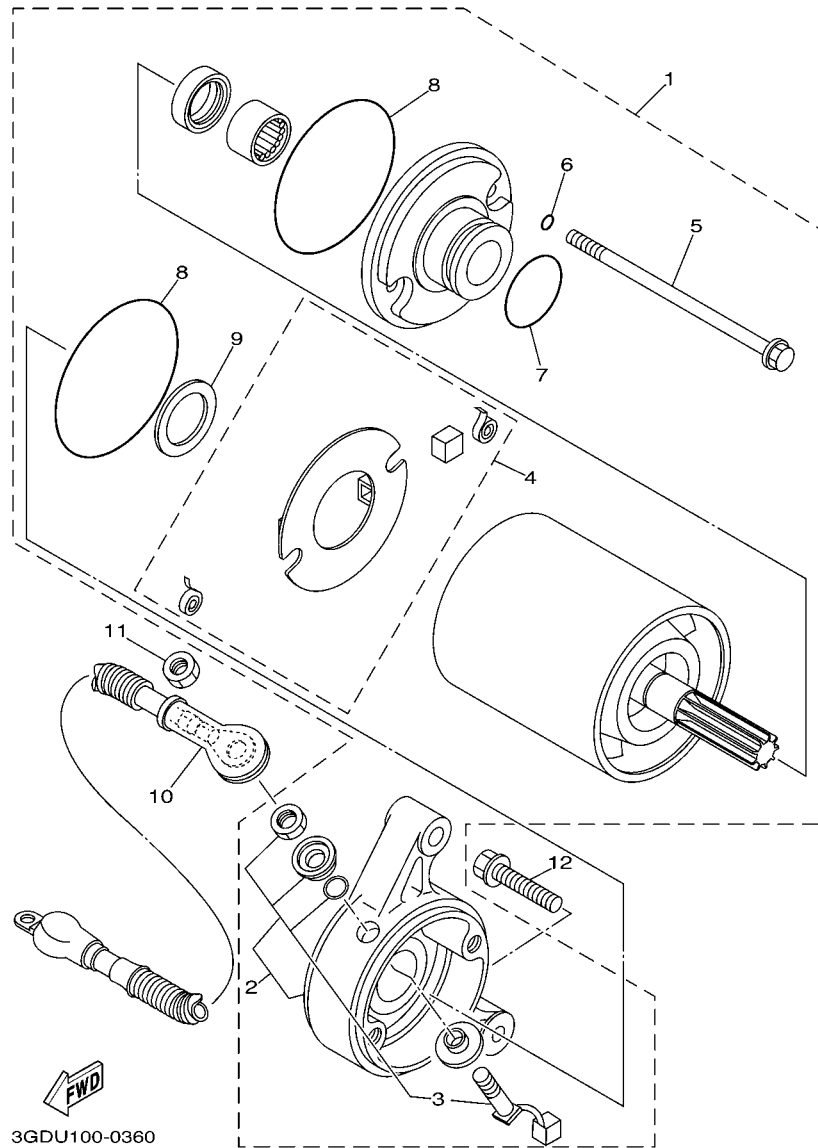
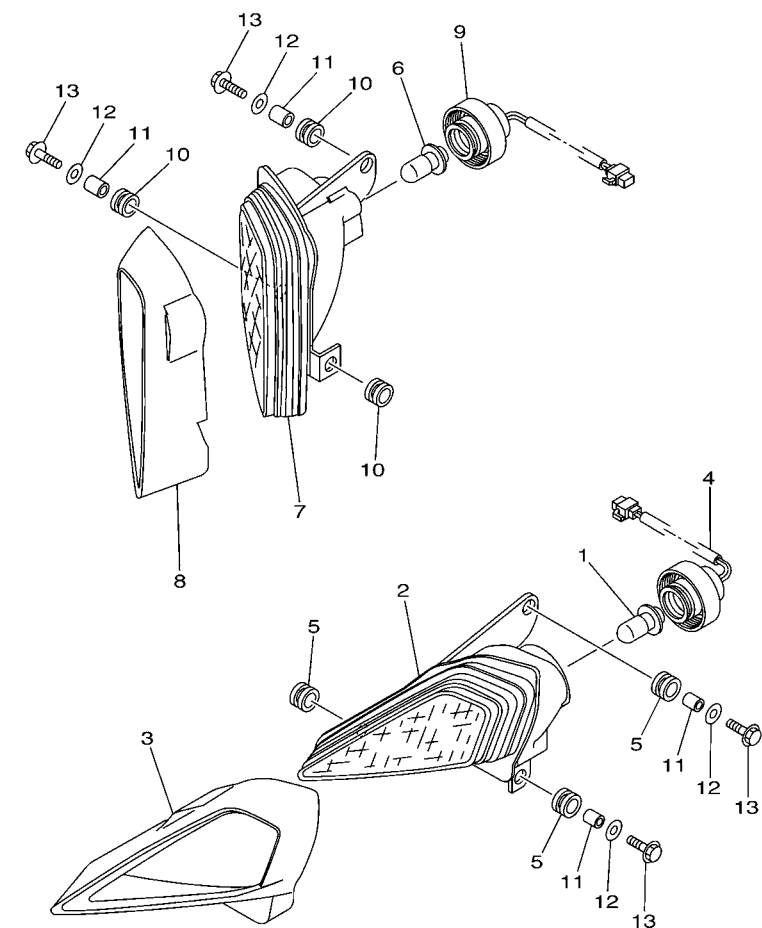


FIG. 36 STARTING MOTOR

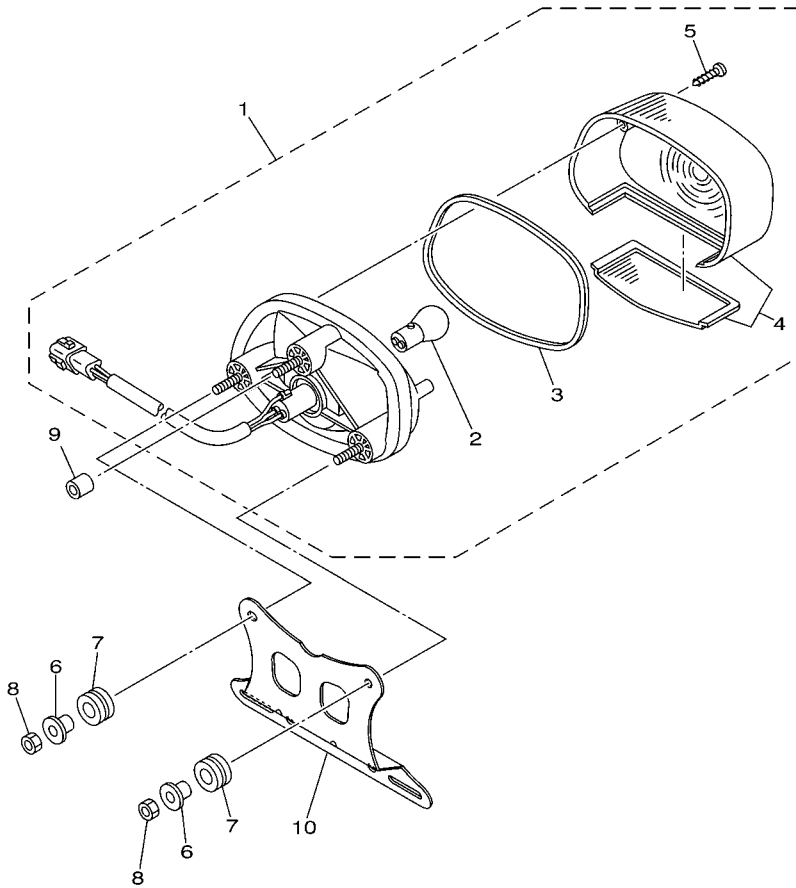
| REF. NO. | PART NO. | DESCRIPTION | CAN | EUR | OC | JPN | REMARKS |
|----------|--------------|---------------------|-----|-----|----|-----|---------|
| 1 | 1UY-81890-00 | MOTOR ASSY | 1 | 1 | 1 | 1 | |
| 2 | 1UY-81820-51 | .REAR BRACKET ASSY | 1 | 1 | 1 | 1 | |
| 3 | 1UY-81818-50 | ..BRUSH AND BOLT | 1 | 1 | 1 | 1 | |
| 4 | 8L6-81840-50 | .BRUSH HOLDER ASSY | 1 | 1 | 1 | 1 | |
| 5 | 3GD-81826-00 | .BOLT, THROUGH | 2 | 2 | 2 | 2 | |
| 6 | 8L6-81847-50 | .O-RING | 2 | 2 | 2 | 2 | |
| 7 | 1UY-81847-50 | .O-RING | 1 | 1 | 1 | 1 | |
| 8 | 4H7-81844-50 | .O-RING | 2 | 2 | 2 | 2 | |
| 9 | 4H7-81843-50 | .WASHER 1 | 1 | 1 | 1 | 1 | |
| 10 | 5YT-81815-00 | CORD, STARTER MOTOR | 1 | 1 | 1 | 1 | |
| 11 | 95302-06600 | NUT | 1 | 1 | 1 | 1 | |
| 12 | 95022-06030 | BOLT, FLANGE | 2 | 2 | 2 | 2 | |

FIG. 37 HEADLIGHT



5YT1100-C370

| REF. NO. | PART NO. | DESCRIPTION | CAN | EUR | OC | JPN | REMARKS |
|----------|--------------|------------------------|-----|-----|----|-----|---------|
| 1 | 4KB-84314-01 | BULB (12V-30/30W) | 1 | 1 | 1 | 1 | |
| 2 | 5TG-84110-03 | HEADLIGHT UNIT ASSY | 1 | 1 | 1 | 1 | |
| 3 | 5TG-84165-01 | RIM, HEADLIGHT COVER 1 | 1 | 1 | 1 | 1 | |
| 4 | 5TG-84140-01 | SOCKET CORD ASSY | 1 | 1 | 1 | 1 | |
| 5 | 90480-14102 | GROMMET | 3 | 3 | 3 | 3 | |
| 6 | 4KB-84314-01 | BULB (12V-30/30W) | 1 | 1 | 1 | 1 | |
| 7 | 5TG-84310-03 | HEADLIGHT UNIT ASSY | 1 | 1 | 1 | 1 | |
| 8 | 5TG-84166-01 | RIM, HEADLIGHT COVER 2 | 1 | 1 | 1 | 1 | |
| 9 | 5TG-84340-01 | SOCKET CORD ASSY 1 | 1 | 1 | 1 | 1 | |
| 10 | 90480-14102 | GROMMET | 3 | 3 | 3 | 3 | |
| 11 | 90387-07598 | COLLAR | 4 | 4 | 4 | 4 | |
| 12 | 90201-06078 | WASHER, PLATE | 4 | 4 | 4 | 4 | |
| 13 | 95802-06025 | BOLT, FLANGE | 4 | 4 | 4 | 4 | |
| | | | | | | | |
| | | | | | | | |
| | | | | | | | |
| | | | | | | | |
| | | | | | | | |
| | | | | | | | |
| | | | | | | | |
| | | | | | | | |

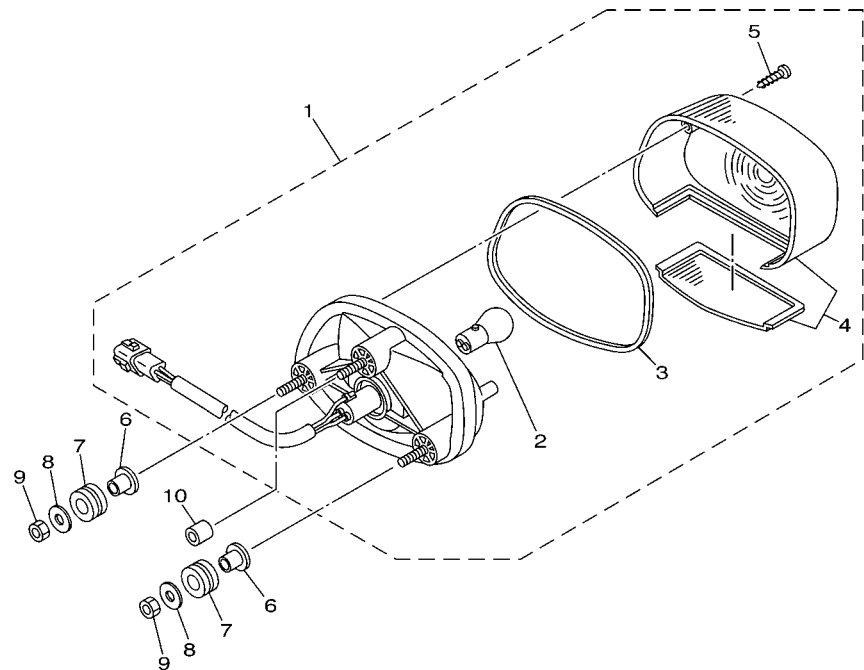


5YT1100-C390

FIG. 38 TAILLIGHT

| REF. NO. | PART NO. | DESCRIPTION | CAN | EUR | OCE | JPN | REMARKS |
|----------|--------------|--------------------|-----|-----|-----|-----|---------|
| 1 | 5LP-84700-00 | TAILLIGHT ASSY | 1 | | | | |
| 2 | 256-84714-60 | .BULB (12V-21/5W) | 1 | | | | |
| 3 | 4TR-84723-00 | .GASKET, TAIL LENS | 1 | | | | |
| 4 | 4TR-84733-00 | .LENS, TAILLIGHT | 1 | | | | |
| 5 | 97706-40620 | .SCREW, TAPPING | 2 | | | | |
| 6 | 90387-06158 | COLLAR | 2 | | | | |
| 7 | 90480-14555 | GROMMET | 2 | | | | |
| 8 | 95302-06600 | NUT | 2 | | | | |
| 9 | 90445-09M32 | HOSE (L9) | 1 | | | | |
| 10 | 5YT-84751-00 | BRACKET, LICENSE | 1 | | | | |
| | | | | | | | |
| | | | | | | | |
| | | | | | | | |
| | | | | | | | |
| | | | | | | | |
| | | | | | | | |
| | | | | | | | |

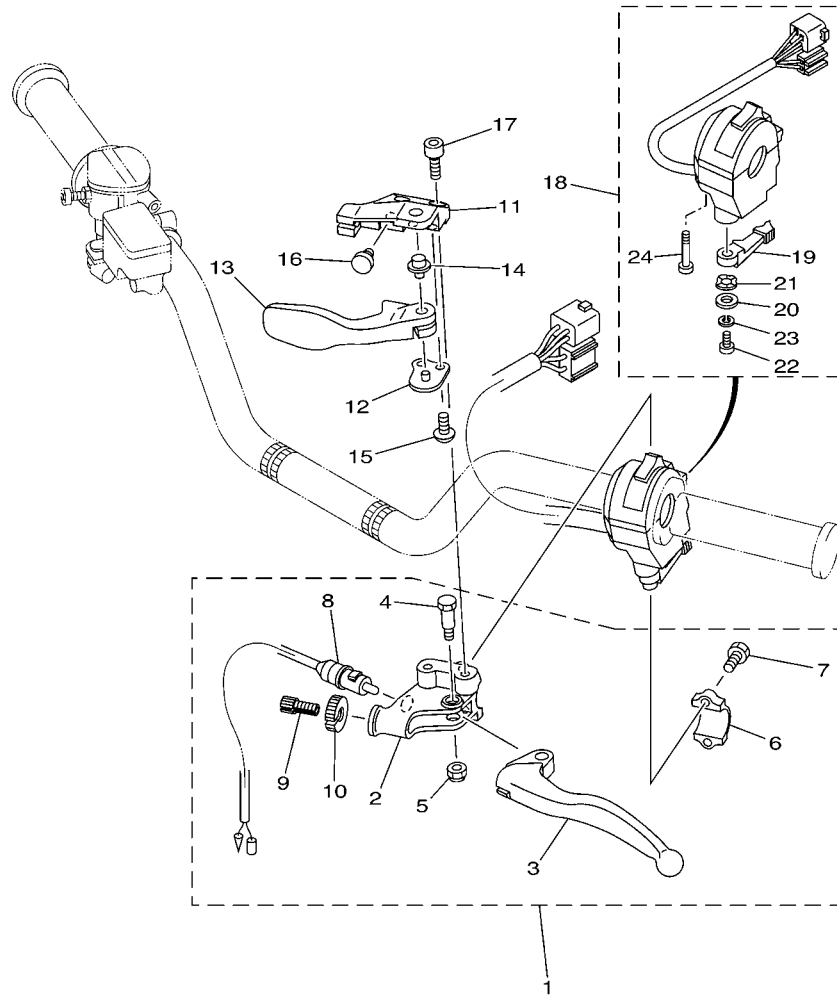
FIG. 39 TAILLIGHT 2



| REF. NO. | PART NO. | DESCRIPTION | CAN | EUR | OC | JPN | REMARKS |
|----------|--------------|--------------------|-----|-----|----|-----|---------|
| 1 | 5LP-84700-00 | TAILLIGHT ASSY | | 1 | 1 | 1 | |
| 2 | 256-84714-60 | .BULB (12V-21/5W) | | 1 | 1 | 1 | |
| 3 | 4TR-84723-00 | .GASKET, TAIL LENS | | 1 | 1 | 1 | |
| 4 | 4TR-84733-00 | .LENS, TAILLIGHT | | 1 | 1 | 1 | |
| 5 | 97706-40620 | .SCREW, TAPPING | | 2 | 2 | 2 | |
| 6 | 90387-06158 | COLLAR | | 2 | 2 | 2 | |
| 7 | 90480-14555 | GROMMET | | 2 | 2 | 2 | |
| 8 | 90201-06078 | WASHER, PLATE | | 2 | 2 | 2 | |
| 9 | 95302-06600 | NUT | | 2 | 2 | 2 | |
| 10 | 90445-09M32 | HOSE (L9) | | 1 | 1 | 1 | |



5YT1100-C380




5YT1100-C400

FIG. 40 HANDLE SWITCH & LEVER

| REF. NO. | PART NO. | DESCRIPTION | CAN | EUR | OCE | JPN | REMARKS |
|----------|--------------|--------------------------|-----|-----|-----|-----|---------|
| 1 | 5YT-82910-10 | LEVER HOLDER ASSY (LEFT) | 1 | 1 | 1 | 1 | |
| 2 | 5YT-82911-10 | .HOLDER, LEVER 1 | 1 | 1 | 1 | 1 | |
| 3 | 2HT-83912-00 | .LEVER 1 | 1 | 1 | 1 | 1 | |
| 4 | 90109-06798 | .BOLT | 1 | 1 | 1 | 1 | |
| 5 | 95602-06100 | .NUT, U | 1 | 1 | 1 | 1 | |
| 6 | 5TG-82913-00 | .HOLDER, LEVER LOWER 1 | 1 | 1 | 1 | 1 | |
| 7 | 97002-05016 | .BOLT | 2 | 2 | 2 | 2 | |
| 8 | 5KM-82917-00 | .SWITCH | 1 | 1 | 1 | 1 | |
| 9 | 90123-08046 | .BOLT | 1 | 1 | 1 | 1 | |
| 10 | 90179-08148 | .NUT | 1 | 1 | 1 | 1 | |
| 11 | 5TG-25727-00 | BRACKET, LEVER | 1 | 1 | 1 | 1 | |
| 12 | 5D3-25689-00 | PLATE, GUIDE | 1 | 1 | 1 | 1 | |
| 13 | 5TG-25726-00 | LEVER, BRAKE | 1 | 1 | 1 | 1 | |
| 14 | 5TG-83923-00 | COLLAR, LEVER 2 | 1 | 1 | 1 | 1 | |
| 15 | 92012-06014 | BOLT, BUTTON HEAD | 2 | 2 | 2 | 2 | |
| 16 | 90338-07007 | PLUG | 1 | 1 | 1 | 1 | |
| 17 | 92012-06014 | BOLT, BUTTON HEAD | 2 | 2 | 2 | 2 | |
| 18 | 5LP-83973-01 | SWITCH, HANDLE 3 | 1 | 1 | 1 | 1 | |
| 19 | 5GH-83941-00 | .LEVER, STARTER | 1 | 1 | 1 | 1 | |
| 20 | 1UY-83909-00 | .WASHER, SPECIAL | 1 | 1 | 1 | 1 | |
| 21 | 3L4-83943-00 | .WASHER, STARTER | 1 | 1 | 1 | 1 | |
| 22 | 98517-05012 | .SCREW, PAN HEAD | 1 | 1 | 1 | 1 | |
| 23 | 92907-05100 | .WASHER, SPRING | 1 | 1 | 1 | 1 | |
| 24 | 98507-05030 | .SCREW, PAN HEAD | 2 | 2 | 2 | 2 | |

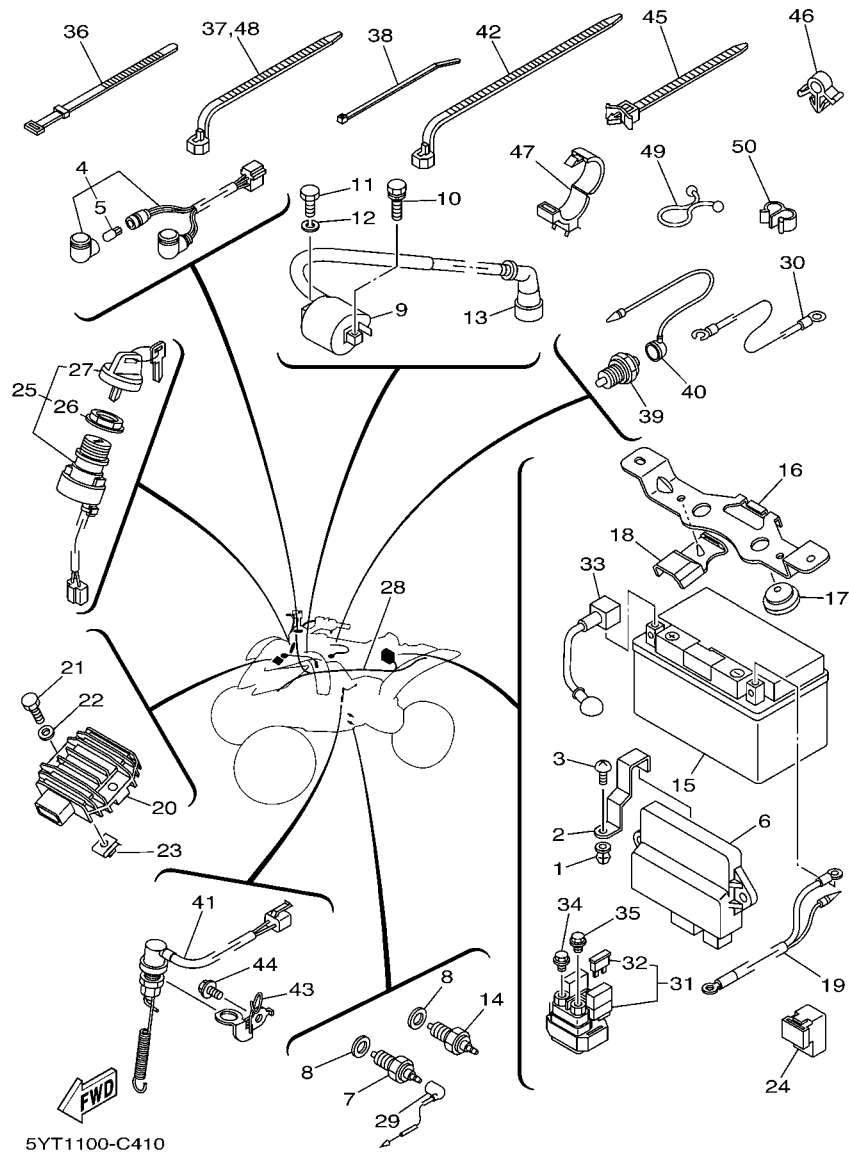


FIG. 41 ELECTRICAL 1

| REF. NO. | PART NO. | DESCRIPTION | CAN | EUR | OCE | JPN | REMARKS |
|----------|--------------|-----------------------------|-----|-----|-----|-----|---------|
| 1 | 90338-08226 | PLUG | 1 | 1 | 1 | 1 | |
| 2 | 5YT-8553A-00 | STAY UNIT | 1 | 1 | 1 | 1 | |
| 3 | 97702-60016 | SCREW, TAPPING | 1 | 1 | 1 | 1 | |
| 4 | 5YT-83530-00 | PILOT LIGHT ASSY | 1 | 1 | 1 | 1 | |
| 5 | 5GH-83516-00 | .BULB (14V-1.7W) | 2 | 2 | 2 | 2 | |
| 6 | 5YT-85540-00 | C.D.I. UNIT ASSY | 1 | 1 | 1 | 1 | |
| 7 | 3GB-82540-01 | NEUTRAL SWITCH ASSY | 1 | 1 | 1 | 1 | |
| 8 | 90430-10148 | GASKET | 2 | 2 | 2 | 2 | |
| 9 | 3KJ-82310-10 | IGNITION COIL ASSY | 1 | 1 | 1 | 1 | |
| 10 | 90109-06723 | BOLT | 1 | 1 | 1 | 1 | |
| 11 | 97002-06020 | BOLT | 1 | 1 | 1 | 1 | |
| 12 | 92902-06100 | WASHER, SPRING | 1 | 1 | 1 | 1 | |
| 13 | 1UY-82370-20 | PLUG CAP ASSY | 1 | 1 | 1 | 1 | |
| 14 | 3GD-82540-11 | NEUTRAL SWITCH ASSY | 1 | 1 | 1 | 1 | |
| 15 | 5VY-82100-00 | BATTERY ASSY (YUASA YTZ10S) | 1 | 1 | 1 | | |
| | 90793-26114 | BATTERY ASSY (YUASA YTZ10S) | | | | 1 | |
| 16 | 5YT-82128-00 | BRACKET, BATTERY | 1 | 1 | 1 | 1 | |
| 17 | 371-82121-00 | PAD, BATTERY | 2 | 2 | 2 | 2 | |
| 18 | 5YT-82129-00 | COVER, BATTERY | 1 | 1 | 1 | 1 | |
| 19 | 5YT-82116-00 | WIRE, MINUS LEAD | 1 | 1 | 1 | 1 | |
| 20 | 5GT-81960-00 | RECTIFIER & REGULATOR ASSY | 1 | 1 | 1 | 1 | |
| 21 | 97002-06025 | BOLT | 1 | 1 | 1 | 1 | |
| 22 | 92902-06600 | WASHER, PLATE | 1 | 1 | 1 | 1 | |
| 23 | 90183-061A1 | NUT, SPRING | 1 | 1 | 1 | 1 | |
| 24 | 3GD-81950-01 | RELAY ASSY | 1 | 1 | 1 | 1 | |
| 25 | 5LP-82510-00 | MAIN SWITCH ASSY | 1 | 1 | 1 | 1 | |
| 26 | 3HN-82569-00 | .NUT, MAIN SWITCH | 1 | 1 | 1 | 1 | |

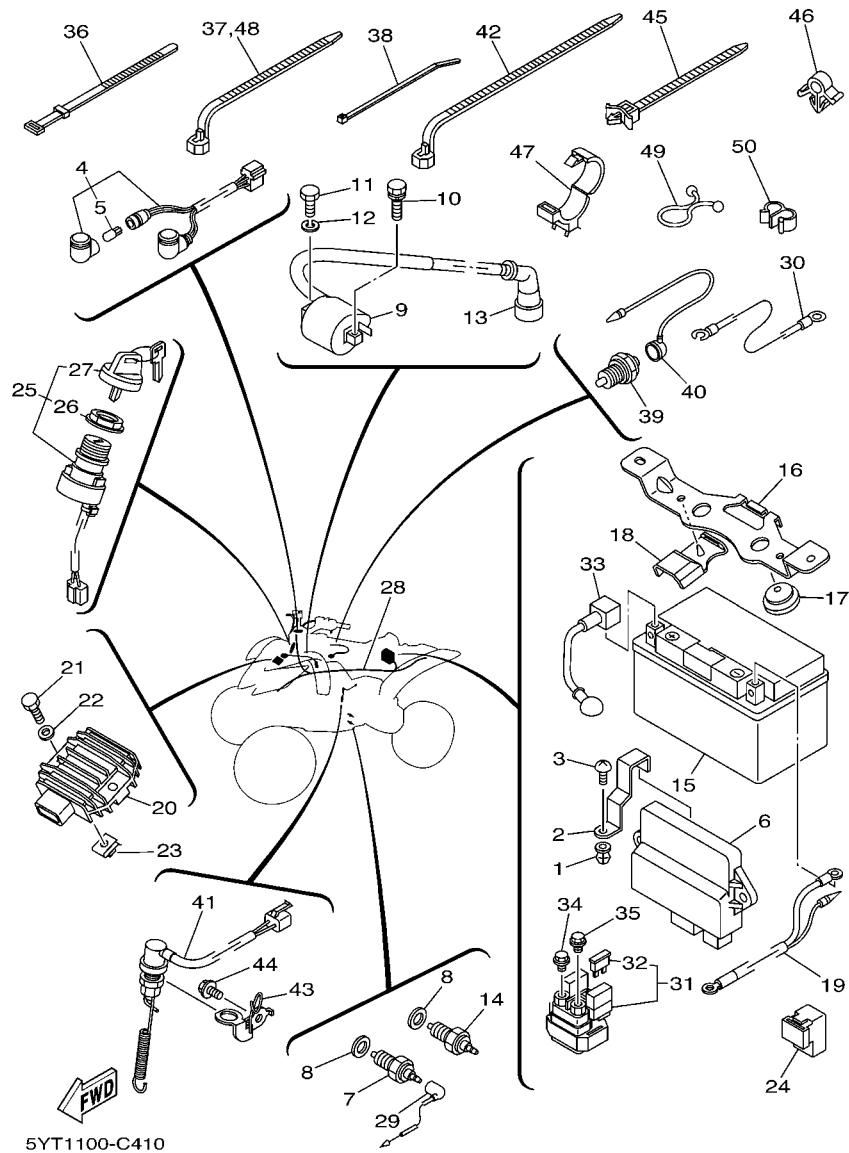


FIG. 41 ELECTRICAL 1

| REF. NO. | PART NO. | DESCRIPTION | CAN | EUR | OCE | JPN | REMARKS |
|----------|--------------|---------------------|-----|-----|-----|-----|---------|
| 27 | 3HN-82579-00 | .CAP, KEY | 1 | 1 | 1 | 1 | |
| 28 | 5YT-82590-00 | WIRE HARNESS ASSY | 1 | 1 | 1 | 1 | |
| 29 | 5YT-82541-00 | WIRE, LEAD | 1 | 1 | 1 | 1 | |
| 30 | 3GD-82509-10 | WIRE, SUB LEAD | 1 | 1 | 1 | 1 | |
| 31 | 1D0-81940-02 | STARTER RELAY ASSY | 1 | 1 | 1 | 1 | |
| 32 | 36Y-82151-00 | .FUSE (15A-BL) | 2 | 2 | 2 | 2 | |
| 33 | 5YT-82115-00 | WIRE, PLUS LEAD | 1 | 1 | 1 | 1 | |
| 34 | 95022-06008 | BOLT, FLANGE | 1 | 1 | 1 | 1 | |
| 35 | 95022-06008 | BOLT, FLANGE | 1 | 1 | 1 | 1 | |
| 36 | 437-83936-01 | BAND, SWITCH CORD | 4 | 4 | 4 | 4 | |
| 37 | 90464-13073 | CLAMP | 1 | 1 | 1 | 1 | |
| 38 | 90465-10098 | CLAMP | 1 | 1 | 1 | 1 | |
| 39 | 4KD-82540-00 | NEUTRAL SWITCH ASSY | 1 | 1 | 1 | 1 | |
| 40 | 5YT-82507-00 | WIRE, LEAD | 1 | 1 | 1 | 1 | |
| 41 | 5NF-82530-00 | STOP SWITCH ASSY | 1 | 1 | 1 | 1 | |
| 42 | 90464-15195 | CLAMP | 2 | 2 | 2 | 2 | |
| 43 | 5YT-2144G-10 | STAY, STOP SWITCH | 1 | 1 | 1 | 1 | |
| 44 | 95802-06010 | BOLT, FLANGE | 1 | 1 | 1 | 1 | |
| 45 | 90464-12089 | CLAMP | 3 | 3 | 3 | 3 | |
| 46 | 90464-15157 | CLAMP | 1 | 1 | 1 | 1 | |
| 47 | 90464-30252 | CLAMP | 1 | 1 | 1 | 1 | |
| 48 | 90464-13073 | CLAMP | 1 | 1 | 1 | 1 | |
| 49 | 90465-18147 | CLAMP | 1 | 1 | 1 | 1 | |
| 50 | 90468-15139 | CLIP | 1 | 1 | 1 | 1 | |

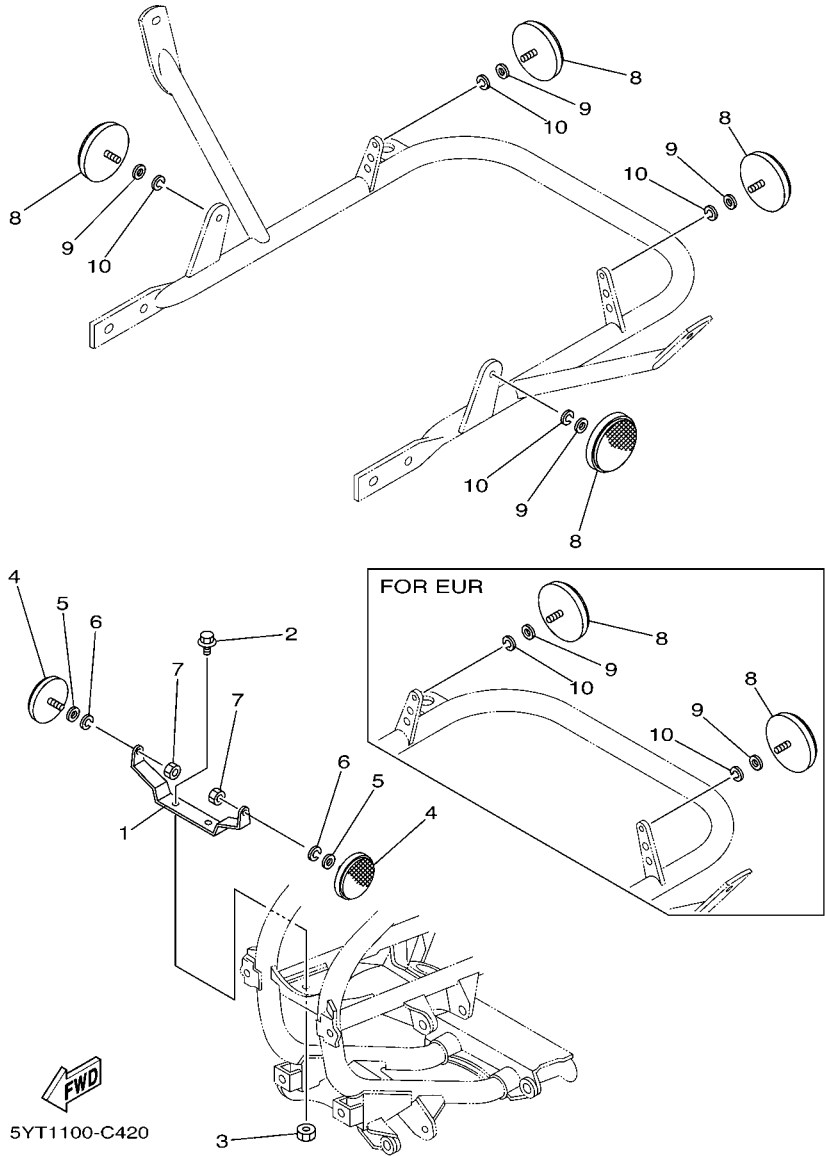


FIG. 42 ELECTRICAL 2

| REF. NO. | PART NO. | DESCRIPTION | CAN | EUR | OCE | JPN | REMARKS |
|----------|--------------|----------------------|-----|-----|-----|-----|---------|
| 1 | 5YT-85112-10 | BRACKET, REFLECTOR 1 | 1 | | | | |
| 2 | 90119-05062 | BOLT, WITH WASHER | 2 | | | | |
| 3 | 95302-05600 | NUT | 2 | | | | |
| 4 | 2EK-85111-00 | REFLECTOR, FRONT 1 | 2 | | | | |
| 5 | 92902-05200 | WASHER | 2 | | | | |
| 6 | 92902-05100 | WASHER, SPRING | 2 | | | | |
| 7 | 95302-05600 | NUT | 2 | | | | |
| 8 | 449-85131-02 | REFLECTOR, REAR 1 | 4 | 2 | | | |
| 9 | 92902-05200 | WASHER | 4 | 2 | | | |
| 10 | 92902-05100 | WASHER, SPRING | 4 | 2 | | | |

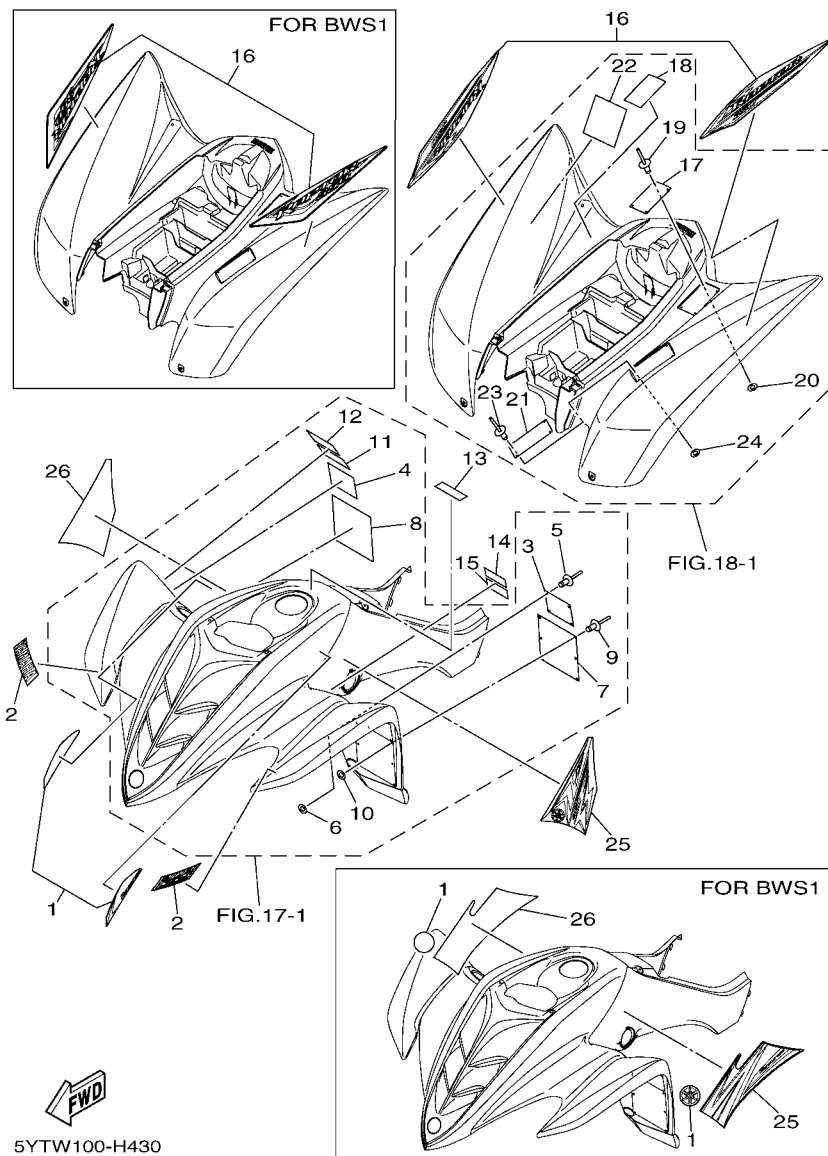


FIG. 43 EMBLEM & LABEL 1

| REF. NO. | PART NO. | DESCRIPTION | CAN | EUR | OCE | JPN | REMARKS |
|----------|--------------|----------------------------|-----|-----|-----|-----|--------------|
| 1 | 5YT-21570-60 | GRAPHIC SET, FRONT FENDER | 1 | | | | UR FOR DPBSE |
| | 5FK-2175C-00 | TUNING FORK MARK | 2 | | | | UR FOR BWS1 |
| 2 | 4ES-2153E-01 | EMBLEM, YAMAHA | 2 | | | | UR FOR DPBSE |
| | 4ES-2153E-20 | EMBLEM, YAMAHA | 2 | | | | UR FOR BWS1 |
| 3 | 4D3-2816L-00 | LABEL, WARNING AGE | 1 | | | | ENGLISH |
| 4 | 4D3-2816L-10 | LABEL, WARNING AGE | 1 | | | | FRENCH |
| 5 | 90267-32004 | RIVET, BLIND | 4 | | | | |
| 6 | 90201-03008 | WASHER, PLATE | 4 | | | | |
| 7 | 5FE-21568-01 | LABEL, WARNING | 1 | | | | ENGLISH |
| 8 | 4WU-21568-10 | LABEL, WARNING | 1 | | | | FRENCH |
| 9 | 90267-32004 | RIVET, BLIND | 6 | | | | |
| 10 | 90201-03008 | WASHER, PLATE | 6 | | | | |
| 11 | 5YT-2151E-30 | LABEL 2 | 1 | | | | ENGLISH |
| 12 | 5YT-2151E-40 | LABEL 2 | 1 | | | | FRENCH |
| 13 | 4SH-2416E-00 | LABEL, CAUTION CANADA | 1 | | | | ENGLISH |
| 14 | 4D3-2817J-00 | PLATE, ANSI SVIA | 1 | | | | ENGLISH |
| 15 | 4D3-2817J-10 | PLATE, ANSI SVIA | 1 | | | | FRENCH |
| 16 | 5YT-2165B-B0 | GRAPHIC SET, REAR FENDER | 1 | | | | UR FOR DPBSE |
| | 5YT-2165B-D0 | GRAPHIC SET, REAR FENDER | 1 | | | | UR FOR BWS1 |
| 17 | 5FE-2151H-01 | LABEL 5 | 1 | | | | ENGLISH |
| 18 | 4WU-2151H-10 | LABEL 5 | 1 | | | | FRENCH |
| 19 | 90267-32004 | RIVET, BLIND | 4 | | | | |
| 20 | 90201-03008 | WASHER, PLATE | 4 | | | | |
| 21 | 5YT-2816M-00 | LABEL, WARNING TIRE & LOAD | 1 | | | | ENGLISH |
| 22 | 5YT-2816M-10 | LABEL, WARNING TIRE & LOAD | 1 | | | | FRENCH |
| 23 | 90267-32004 | RIVET, BLIND | 4 | | | | |
| 24 | 90201-03008 | WASHER, PLATE | 4 | | | | |

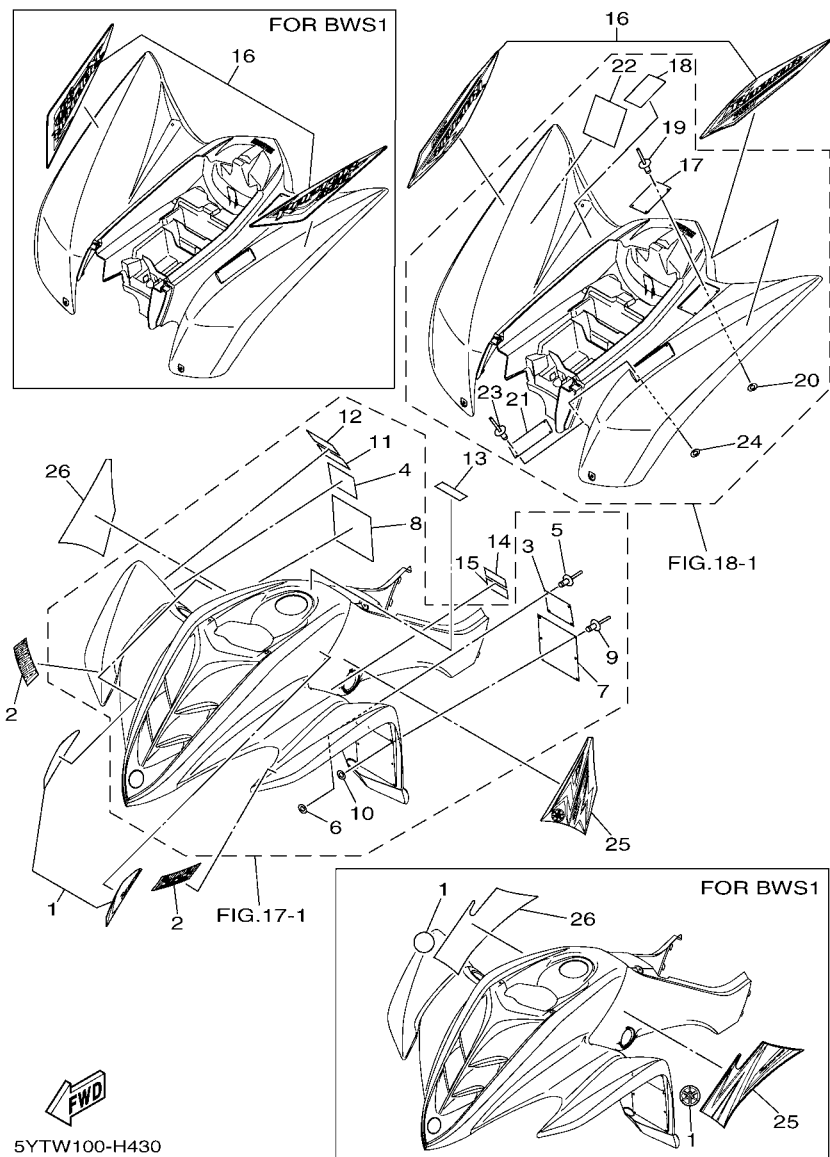


FIG. 43 EMBLEM & LABEL 1

| REF. NO. | PART NO. | DESCRIPTION | CAN | EUR | OCE | JPN | REMARKS |
|----------|--------------|-------------|-----|-----|-----|-----|--------------|
| 25 | 5YT-2173E-J0 | GRAPHIC 1 | 1 | | | | UR FOR DPBSE |
| | 5YT-2173E-K0 | GRAPHIC 1 | 1 | | | | UR FOR BWS1 |
| 26 | 5YT-2173F-J0 | GRAPHIC 2 | 1 | | | | UR FOR DPBSE |
| | 5YT-2173F-K0 | GRAPHIC 2 | 1 | | | | UR FOR BWS1 |
| ----- | | | | | | | |
| ----- | | | | | | | |
| ----- | | | | | | | |
| ----- | | | | | | | |
| ----- | | | | | | | |
| ----- | | | | | | | |
| ----- | | | | | | | |
| ----- | | | | | | | |
| ----- | | | | | | | |

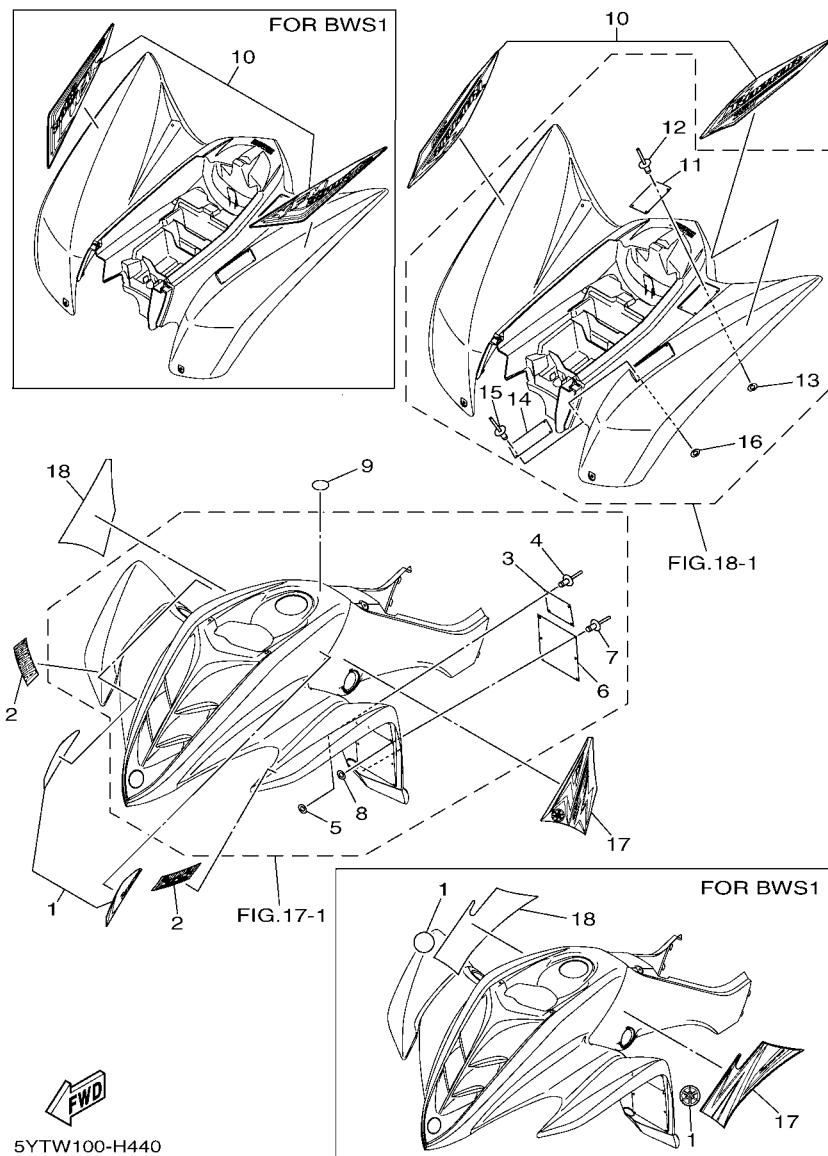


FIG. 44 EMBLEM & LABEL 2

| REF. NO. | PART NO. | DESCRIPTION | CAN | EUR | OCE | JPN | REMARKS |
|----------|--------------|---------------------------|-----|-----|-----|-----|--------------|
| 1 | 5YT-21570-60 | GRAPHIC SET, FRONT FENDER | | 1 | | | UR FOR DPBSE |
| | 5FK-2175C-00 | TUNING FORK MARK | | 2 | | | UR FOR BWS1 |
| 2 | 4ES-2153E-01 | EMBLEM, YAMAHA | | 2 | | | UR FOR DPBSE |
| | 4ES-2153E-20 | EMBLEM, YAMAHA | | 2 | | | UR FOR BWS1 |
| 3 | 5FK-21697-00 | LABEL, CAUTION 2 | | 1 | | | |
| 4 | 90267-32004 | RIVET, BLIND | | 4 | | | |
| 5 | 90201-03008 | WASHER, PLATE | | 4 | | | |
| 6 | 5FK-21568-00 | LABEL, WARNING | | 1 | | | |
| 7 | 90267-32004 | RIVET, BLIND | | 6 | | | |
| 8 | 90201-03008 | WASHER, PLATE | | 6 | | | |
| 9 | 3ME-2415E-01 | LABEL, CAUTION | | 1 | | | |
| 10 | 5YT-2165B-C0 | GRAPHIC SET, REAR FENDER | | 1 | | | UR FOR DPBSE |
| | 5YT-2165B-E0 | GRAPHIC SET, REAR FENDER | | 1 | | | UR FOR BWS1 |
| 11 | 5FK-2151H-00 | LABEL 5 | | 1 | | | |
| 12 | 90267-32004 | RIVET, BLIND | | 4 | | | |
| 13 | 90201-03008 | WASHER, PLATE | | 4 | | | |
| 14 | 5NF-21696-M0 | LABEL, CAUTION | | 1 | | | |
| 15 | 90267-32004 | RIVET, BLIND | | 4 | | | |
| 16 | 90201-03008 | WASHER, PLATE | | 4 | | | |
| 17 | 5YT-2173E-J0 | GRAPHIC 1 | | 1 | | | UR FOR DPBSE |
| | 5YT-2173E-K0 | GRAPHIC 1 | | 1 | | | UR FOR BWS1 |
| 18 | 5YT-2173F-J0 | GRAPHIC 2 | | 1 | | | UR FOR DPBSE |
| | 5YT-2173F-K0 | GRAPHIC 2 | | 1 | | | UR FOR BWS1 |

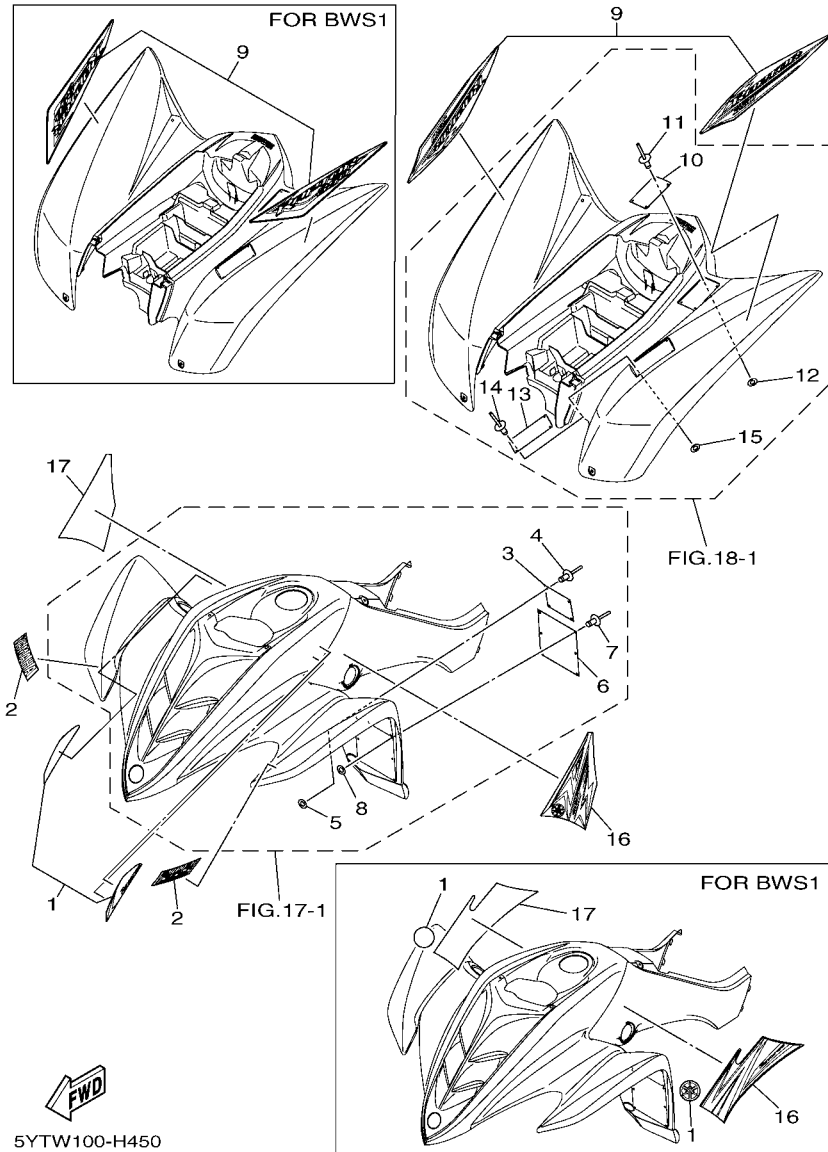
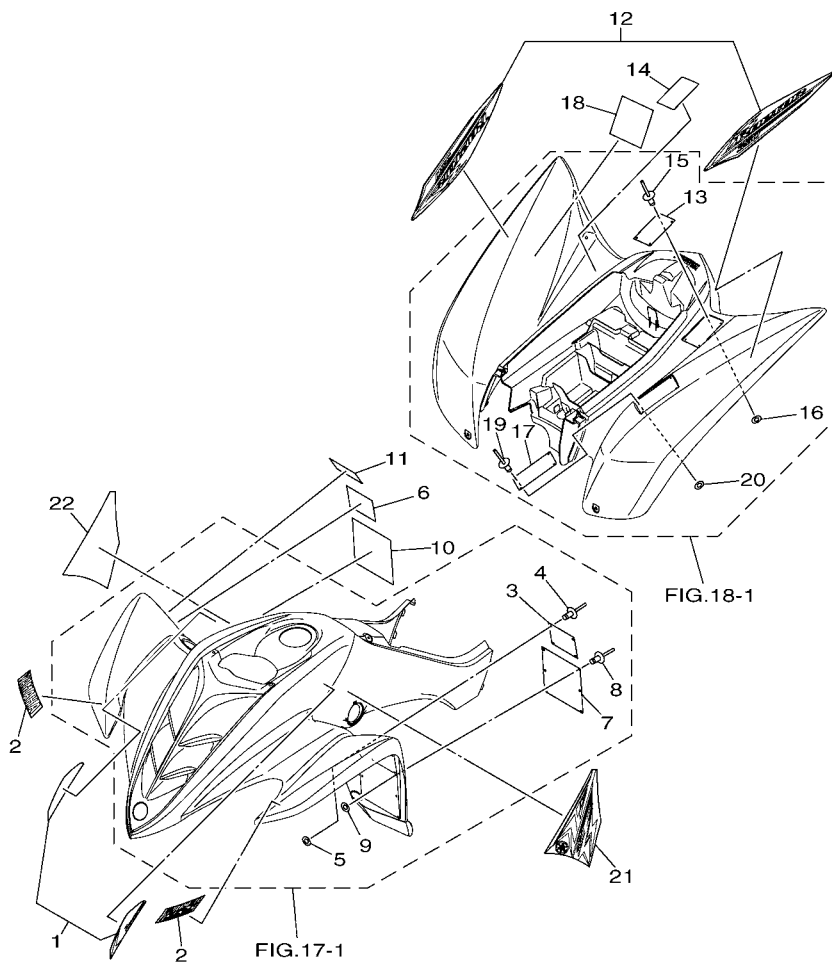


FIG. 45 EMBLEM & LABEL 3

| REF. NO. | PART NO. | DESCRIPTION | CAN | EUR | OCE | JPN | REMARKS |
|----------|--------------|----------------------------|-----|-----|-----|-----|--------------|
| 1 | 5YT-21570-60 | GRAPHIC SET, FRONT FENDER | | | | 1 | UR FOR DPBSE |
| | 5FK-2175C-00 | TUNING FORK MARK | | | | 2 | UR FOR BWS1 |
| 2 | 4ES-2153E-01 | EMBLEM, YAMAHA | | | | 2 | UR FOR DPBSE |
| | 4ES-2153E-20 | EMBLEM, YAMAHA | | | | 2 | UR FOR BWS1 |
| 3 | 4D3-2816L-00 | LABEL, WARNING AGE | | | | 1 | ENGLISH |
| 4 | 90267-32004 | RIVET, BLIND | | | | 4 | |
| 5 | 90201-03008 | WASHER, PLATE | | | | 4 | |
| 6 | 5FE-21568-11 | LABEL, WARNING | | | | 1 | ENGLISH |
| 7 | 90267-32004 | RIVET, BLIND | | | | 6 | |
| 8 | 90201-03008 | WASHER, PLATE | | | | 6 | |
| 9 | 5YT-2165B-B0 | GRAPHIC SET, REAR FENDER | | | | 1 | UR FOR DPBSE |
| | 5YT-2165B-D0 | GRAPHIC SET, REAR FENDER | | | | 1 | UR FOR BWS1 |
| 10 | 5FE-2151H-01 | LABEL 5 | | | | 1 | ENGLISH |
| 11 | 90267-32004 | RIVET, BLIND | | | | 4 | |
| 12 | 90201-03008 | WASHER, PLATE | | | | 4 | |
| 13 | 5YT-2816M-00 | LABEL, WARNING TIRE & LOAD | | | | 1 | ENGLISH |
| 14 | 90267-32004 | RIVET, BLIND | | | | 4 | |
| 15 | 90201-03008 | WASHER, PLATE | | | | 4 | |
| 16 | 5YT-2173E-J0 | GRAPHIC 1 | | | | 1 | UR FOR DPBSE |
| | 5YT-2173E-K0 | GRAPHIC 1 | | | | 1 | UR FOR BWS1 |
| 17 | 5YT-2173F-J0 | GRAPHIC 2 | | | | 1 | UR FOR DPBSE |
| | 5YT-2173F-K0 | GRAPHIC 2 | | | | 1 | UR FOR BWS1 |




 5YTW100-H460

FIG. 46 EMBLEM & LABEL 4

| REF. NO. | PART NO. | DESCRIPTION | CAN | EUR | OCE | JPN | REMARKS |
|----------|--------------|----------------------------|-----|-----|-----|-----|--------------|
| 1 | 5YT-21570-60 | GRAPHIC SET, FRONT FENDER | | | | 1 | UR FOR DPBSE |
| 2 | 4ES-2153E-01 | EMBLEM, YAMAHA | | | | 2 | UR FOR DPBSE |
| 3 | 4D3-2816L-00 | LABEL, WARNING AGE | | | | 1 | ENGLISH |
| 4 | 90267-32004 | RIVET, BLIND | | | | 4 | |
| 5 | 90201-03008 | WASHER, PLATE | | | | 4 | |
| 6 | 4SH-21697-00 | LABEL, CAUTION 2 | | | | 1 | JAPANESE |
| 7 | 5FE-21568-11 | LABEL, WARNING | | | | 1 | ENGLISH |
| 8 | 90267-32004 | RIVET, BLIND | | | | 6 | |
| 9 | 90201-03008 | WASHER, PLATE | | | | 6 | |
| 10 | 4SH-21568-00 | LABEL, WARNING | | | | 1 | JAPANESE |
| 11 | 5YT-2151E-50 | LABEL 2 | | | | 1 | JAPANESE |
| 12 | 5YT-2165B-C0 | GRAPHIC SET, REAR FENDER | | | | 1 | |
| 13 | 5FE-2151H-01 | LABEL 5 | | | | 1 | ENGLISH |
| 14 | 4LB-2151H-02 | LABEL 5 | | | | 1 | JAPANESE |
| 15 | 90267-32004 | RIVET, BLIND | | | | 4 | |
| 16 | 90201-03008 | WASHER, PLATE | | | | 4 | |
| 17 | 5YT-2816M-00 | LABEL, WARNING TIRE & LOAD | | | | 1 | ENGLISH |
| 18 | 5YT-2816M-20 | LABEL, WARNING TIRE & LOAD | | | | 1 | |
| 19 | 90267-32004 | RIVET, BLIND | | | | 4 | |
| 20 | 90201-03008 | WASHER, PLATE | | | | 4 | |
| 21 | 5YT-2173E-J0 | GRAPHIC 1 | | | | 1 | UR FOR DPBSE |
| 22 | 5YT-2173F-J0 | GRAPHIC 2 | | | | 1 | UR FOR DPBSE |

NUMERICAL INDEX

| PART NO. | REF. NO. | PART NO. | REF. NO. | PART NO. | REF. NO. | PART NO. | REF. NO. | PART NO. | REF. NO. | PART NO. | REF. NO. |
|-----------------|----------|--------------|----------|--------------|----------|--------------|----------|--------------|----------|--------------|----------|
| 5YT-11101-10 | 1 - 1 | 3Y1-12231-01 | 5 - 10 | 1UY-14468-00 | 7 - 8 | 3J2-16324-00 | 13 - 11 | 4GB-18531-00 | 15 - 6 | 5YT-2165B-B0 | 43 - 16 |
| 3Y1-1111F-00 | 1 - 24 | 1UY-12241-00 | 5 - 11 | 583-14561-00 | 8 - 13 | 168-16325-00 | 13 - 10 | 22U-18535-00 | 15 - 5 | | 45 - 9 |
| 31G-11127-00 | 1 - 9 | 1UY-13161-01 | 6 - 18 | 5DM-14561-00 | 8 - 18 | 5Y1-16331-01 | 13 - 9 | 5YT-18540-00 | 15 - 1 | 5YT-2165B-C0 | 44 - 10 |
| 3Y1-11127-00 | 1 - 7 | 1UY-13300-00 | 6 - 1 | 1FN-14565-00 | 8 - 32 | 5YT-16340-00 | 13 - 23 | 3GH-18542-00 | 15 - 19 | | 46 - 12 |
| 3Y1-11133-11 | 1 - 2 | 1UY-13324-00 | 6 - 21 | 1UY-14611-02 | 9 - 1 | 1UY-16351-00 | 13 - 12 | 5YT-21110-00 | 16 - 1 | 5YT-2165B-D0 | 43 - 16 |
| 31G-11161-00 | 1 - 8 | 1UY-13326-00 | 6 - 2 | 3GD-14613-00 | 9 - 17 | 1UY-16352-00 | 13 - 15 | 5YT-21110-10 | 16 - 1 | | 45 - 9 |
| 5YT-11166-00 | 10 - 12 | 3GD-13329-00 | 6 - 6 | 5YT-14628-00 | 9 - 2 | 1UY-16356-00 | 13 - 31 | 5YT-2117G-00 | 16 - 24 | 5YT-2165B-E0 | 44 - 10 |
| 371-11167-01 | 10 - 3 | 51Y-13411-00 | 6 - 9 | 5YT-14708-01 | 9 - 11 | 1UY-16358-00 | 13 - 21 | 1UY-21315-20 | 16 - 2 | 5LP-21691-00 | 18 - 20 |
| 1UY-11181-01 | 1 - 10 | 2XK-13416-00 | 6 - 8 | 5YT-14710-00 | 9 - 6 | 1UY-16371-02 | 13 - 8 | 1UY-21316-20 | 16 - 3 | 5NF-21696-M0 | 44 - 14 |
| 5NF-11185-00 | 1 - 17 | 1UY-13440-02 | 6 - 13 | 5TG-14752-00 | 9 - 12 | 1UY-16382-00 | 13 - 27 | 5YT-2144G-10 | 41 - 43 | 4SH-21697-00 | 46 - 6 |
| 2NL-11186-12 | 1 - 20 | 3GD-13447-00 | 6 - 14 | 4WM-14755-00 | 9 - 7 | 5Y1-16383-00 | 13 - 17 | 5YT-21471-00 | 16 - 15 | 5FK-21697-00 | 44 - 3 |
| 2NL-11187-11 | 1 - 21 | 5YT-13586-00 | 7 - 1 | 5YT-14787-00 | 9 - 14 | 3LD-16398-00 | 13 - 32 | 5YT-21513-00 | 17 - 9 | 5YT-21711-00 | 19 - 1 |
| 5YT-11310-00 | 2 - 1 | 5MP-14105-00 | 8 - 7 | 5YT-14788-00 | 9 - 16 | 1UY-17121-00 | 14 - 7 | 5YT-21514-00 | 17 - 12 | 5YT-21711-10 | 19 - 1 |
| 4KB-11133-00 | 2 - 7 | 5YT-1410A-00 | 8 - 24 | 5YT-14901-00 | 8 - 1 | 1UY-17123-00 | 14 - 22 | 5YT-2151E-30 | 43 - 11 | 5YT-21721-00 | 19 - 2 |
| 1UY-11400-00 | 3 - 1 | 5YT-14112-00 | 8 - 5 | 5YT-14901-10 | 8 - 1 | 1UY-17131-00 | 14 - 5 | 5YT-2151E-40 | 43 - 12 | 5YT-21721-10 | 19 - 2 |
| 1UY-11422-00 | 3 - 3 | 5YT-14123-00 | 8 - 14 | 5YT-1490H-00 | 8 - 40 | 1UY-17151-00 | 14 - 2 | 5YT-2151E-50 | 46 - 11 | 5YT-2173E-J0 | 43 - 25 |
| 1UY-11454-00 | 3 - 27 | 137-14133-00 | 8 - 46 | 5YT-1490J-00 | 8 - 2 | 1UY-17161-01 | 14 - 6 | 5FK-2151H-00 | 44 - 11 | | 44 - 17 |
| 30X-11496-00 | 3 - 12 | 80N-14139-00 | 8 - 42 | 5YT-1490J-10 | 8 - 2 | 1UY-17211-00 | 14 - 19 | 5FE-2151H-01 | 43 - 17 | | 45 - 16 |
| 3Y1-11531-02 | 3 - 15 | 5YT-14141-40 | 8 - 19 | 5GH-14918-00 | 8 - 11 | 5YT-17221-00 | 14 - 12 | | 45 - 10 | | 46 - 21 |
| 1UY-11536-01 | 3 - 26 | 4KM-14142-22 | 8 - 39 | 5KM-14937-00 | 8 - 38 | 1UY-17223-02 | 14 - 27 | | 46 - 13 | 5YT-2173E-K0 | 43 - 25 |
| 30X-11565-00 | 3 - 16 | 354-14147-00 | 8 - 47 | 8FA-14940-00 | 8 - 4 | 1UY-17231-01 | 14 - 17 | 4LB-2151H-02 | 46 - 14 | | 44 - 17 |
| 4GB-11610-00 | 3 - 23 | 3H1-14147-00 | 8 - 9 | 3H1-14962-00 | 8 - 8 | 1UY-17241-00 | 14 - 16 | 4WU-2151H-10 | 43 - 18 | | 45 - 16 |
| 4GB-11610-20 | 3 - 23 | 5LP-14147-00 | 8 - 28 | 5FU-14962-00 | 8 - 15 | 1UY-17243-00 | 14 - 48 | 4ES-2153E-01 | 43 - 2 | 5YT-2173F-J0 | 43 - 26 |
| 4GB-11610-40 | 3 - 23 | 3GD-14155-00 | 8 - 41 | 5DM-14985-00 | 8 - 33 | 1UY-17251-00 | 14 - 18 | | 44 - 2 | | 44 - 18 |
| 5UH-11631-00-C0 | 3 - 22 | 522-14161-00 | 8 - 30 | 28V-14988-00 | 8 - 45 | 1UY-17253-00 | 14 - 31 | | 45 - 2 | | 45 - 17 |
| 55V-11633-00 | 3 - 24 | 127-14186-00 | 8 - 16 | 3GD-15100-03 | 10 - 1 | 5YT-17261-00 | 14 - 15 | | 46 - 2 | | 46 - 22 |
| 5UH-11636-00 | 3 - 22 | 5YT-14190-25 | 8 - 17 | 30X-15351-00 | 6 - 11 | 1UY-17285-00 | 14 - 34 | 4ES-2153E-20 | 43 - 2 | 5YT-2173F-K0 | 43 - 26 |
| 5UH-11638-00 | 3 - 22 | 5LW-14191-00 | 8 - 26 | 1UY-15362-01 | 11 - 20 | 1UY-17401-01 | 14 - 1 | | 44 - 2 | | 44 - 18 |
| 1UY-11651-00 | 3 - 9 | 24W-14193-00 | 8 - 48 | 3R4-15381-00 | 10 - 4 | 1UY-17421-02 | 14 - 11 | | 45 - 2 | | 45 - 17 |
| 30X-11681-00 | 3 - 7 | 5YT-14193-00 | 8 - 22 | 1UY-15383-00 | 10 - 6 | 1UY-17431-00 | 14 - 47 | 5TG-21541-00 | 24 - 13 | 5FK-2175C-00 | 43 - 1 |
| 1UY-12111-01 | 4 - 1 | 5YT-14194-00 | 8 - 6 | 3GD-15411-00 | 11 - 26 | 1UY-17432-01 | 14 - 26 | 5YT-21562-00 | 17 - 15 | | 44 - 1 |
| 1UY-12113-01 | 4 - 4 | 5YT-14197-00 | 8 - 34 | 1UY-15421-00 | 11 - 13 | 1UY-17523-00 | 14 - 30 | 4SH-21568-00 | 46 - 10 | | 45 - 1 |
| 1UY-12114-01 | 4 - 5 | 5YT-14197-10 | 8 - 44 | 3GD-15431-10 | 11 - 19 | 1UY-17582-00 | 14 - 35 | 5FK-21568-00 | 44 - 6 | 5YT-2210J-00 | 20 - 13 |
| 3Y1-12116-00 | 4 - 3 | 5YT-14197-20 | 8 - 43 | 5YT-15441-10 | 10 - 14 | 1UY-18101-01 | 15 - 8 | 5FE-21568-01 | 43 - 7 | 5YT-2210K-00 | 20 - 21 |
| 3Y1-12117-01 | 4 - 7 | 4KM-14216-00 | 8 - 20 | 3GD-15451-00 | 11 - 1 | 5YT-18110-10 | 15 - 27 | 4WU-21568-10 | 43 - 8 | 3GD-22110-30 | 20 - 1 |
| 1J7-12118-00 | 4 - 8 | 3G2-14231-14 | 8 - 25 | 3GD-15461-00 | 11 - 17 | 1UY-18112-10 | 15 - 33 | 5FE-21568-11 | 45 - 6 | 2K6-22128-01 | 20 - 5 |
| 1UY-12121-01 | 4 - 2 | 1HX-14231-33 | 8 - 21 | 1UY-15512-00 | 12 - 1 | 5YT-18113-00 | 15 - 28 | | 46 - 7 | 5YT-22129-00 | 20 - 16 |
| M01-12129-00 | 4 - 6 | 3G2-1423A-79 | 8 - 10 | 1UY-15517-01 | 12 - 6 | 1JN-18115-10 | 15 - 34 | 5YT-21570-60 | 43 - 1 | 1UY-22141-10 | 20 - 10 |
| 3GD-12151-11 | 4 - 9 | 5YT-14261-00 | 8 - 12 | 1UY-15521-02 | 12 - 3 | 4G0-18127-00 | 15 - 16 | | 44 - 1 | 2GU-22151-00 | 20 - 3 |
| 4SH-12156-00 | 4 - 11 | 5YT-14411-00 | 7 - 5 | 1UY-15590-01 | 12 - 9 | 1UY-18140-00 | 15 - 13 | | 45 - 1 | 3TB-22178-00 | 16 - 11 |
| 31G-12158-00 | 4 - 14 | 5YT-14412-01 | 7 - 10 | 21V-15719-00 | 11 - 6 | 2H9-18154-00 | 15 - 29 | | 46 - 1 | 3GD-22184-00 | 20 - 7 |
| 31G-12159-02 | 4 - 13 | 5YT-1442F-00 | 7 - 16 | 3GD-15777-10 | 12 - 11 | 4SH-18198-00 | 30 - 26 | 5YT-21613-10 | 18 - 10 | 4V4-22184-00 | 16 - 12 |
| 5UH-12170-10 | 5 - 1 | 5GH-14436-00 | 7 - 6 | 3GD-15787-03 | 11 - 3 | 1UY-18311-00 | 15 - 20 | 5YT-21614-10 | 18 - 11 | 38W-22199-00 | 20 - 8 |
| 5YT-12176-00 | 5 - 3 | 1UY-14451-00 | 7 - 9 | 1UY-16111-10 | 13 - 1 | 3GD-18420-00 | 15 - 18 | 5LP-21621-00 | 18 - 13 | 5YT-2219X-00 | 20 - 30 |
| 31G-12210-01 | 5 - 12 | 4FU-14452-00 | 7 - 11 | 2NL-16150-00 | 13 - 6 | 1YW-18511-00 | 15 - 2 | 5YT-2164F-10 | 18 - 14 | 5YT-22210-A0 | 21 - 1 |
| 3GD-12213-00 | 5 - 15 | 5YT-14453-00 | 7 - 14 | 30X-16154-00 | 13 - 7 | 4GB-18512-00 | 15 - 3 | 5YT-2164G-10 | 18 - 21 | 5YT-22210-B0 | 21 - 1 |
| 31G-12214-00 | 5 - 14 | 59V-14457-00 | 7 - 12 | 1UY-16181-00 | 13 - 34 | 1UY-18513-00 | 15 - 4 | 5YT-2164H-10 | 18 - 15 | 5YT-22210-C0 | 21 - 1 |
| 31G-12222-00 | 5 - 13 | 1UY-14458-01 | 7 - 7 | 31A-16321-01 | 13 - 16 | 2A6-18531-00 | 15 - 21 | 5YT-2164J-10 | 18 - 22 | 4AA-22259-40 | 21 - 2 |

NUMERICAL INDEX

| PART NO. | REF. NO. | PART NO. | REF. NO. | PART NO. | REF. NO. | PART NO. | REF. NO. | PART NO. | REF. NO. | PART NO. | REF. NO. |
|--------------|----------|--------------|----------|--------------|----------|--------------|----------|--------------|----------|--------------|----------|
| 4AA-22259-50 | 21 - 2 | 5YT-2514A-00 | 27 - 18 | 1UY-25972-51 | 29 - 7 | 5YT-2845R-70 | 34 - 3 | 5LP-83922-00 | 31 - 8 | 5YT-W215E-01 | 17 - 1 |
| 4AA-22259-70 | 21 - 2 | 5LP-25180-20 | 26 - 1 | 5YT-25977-50 | 29 - 12 | 5YT-2845R-80 | 34 - 3 | 5TG-83923-00 | 40 - 14 | 5YT-W215E-11 | 17 - 1 |
| 5YT-23350-30 | 23 - 34 | 5YT-25311-00 | 28 - 1 | 5YT-26111-10 | 30 - 1 | 1UY-81175-01 | 11 - 28 | 437-83936-01 | 41 - 36 | 5YT-W216B-00 | 18 - 1 |
| 5YT-23391-40 | 17 - 7 | 5YT-25317-00 | 28 - 2 | 5YT-26124-20 | 30 - 21 | 5NF-81410-00 | 35 - 2 | 5GH-83941-00 | 40 - 19 | 5YT-W216B-10 | 18 - 1 |
| 3GD-23501-10 | 23 - 17 | 5YT-25381-10 | 28 - 28 | 1NV-26129-00 | 30 - 16 | 5NF-81450-01 | 35 - 1 | 3L4-83943-00 | 40 - 21 | 5YT-W216C-01 | 18 - 1 |
| 3GD-23502-10 | 23 - 26 | 1S3-25383-20 | 28 - 17 | 5YT-26150-20 | 30 - 25 | 5YT-81815-00 | 36 - 10 | 5LP-83973-01 | 40 - 18 | 5YT-W216C-11 | 18 - 1 |
| 5YT-23517-00 | 23 - 4 | 5YT-25386-00 | 28 - 24 | 1UY-26153-00 | 30 - 33 | 1UY-81818-50 | 36 - 3 | 5LP-83980-00 | 31 - 10 | 5YT-W216E-00 | 18 - 1 |
| | 23 - 9 | 3GD-25388-00 | 28 - 11 | 1UY-26157-00 | 30 - 36 | 1UY-81820-51 | 36 - 2 | 5TG-84110-03 | 37 - 2 | 5YT-W216E-10 | 18 - 1 |
| | 23 - 14 | 5LP-25390-20 | 28 - 14 | 3GD-26166-10 | 30 - 31 | 3GD-81826-00 | 36 - 5 | 5TG-84140-01 | 37 - 4 | 90101-08006 | 28 - 12 |
| | 23 - 23 | 5TG-25438-10 | 28 - 25 | 5LP-26241-00 | 30 - 2 | 8L6-81840-50 | 36 - 4 | 5TG-84165-01 | 37 - 3 | 90101-10016 | 5 - 5 |
| 3GD-23540-10 | 23 - 11 | 5D3-25689-00 | 40 - 12 | 4KB-26250-20 | 30 - 6 | 4H7-81843-50 | 36 - 9 | 5TG-84166-01 | 37 - 8 | 90101-10017 | 3 - 17 |
| 3GD-23550-10 | 23 - 20 | 5YT-25712-00 | 29 - 1 | 4KB-26256-00 | 30 - 10 | 4H7-81844-50 | 36 - 8 | 5TG-84310-03 | 37 - 7 | 90101-10029 | 28 - 8 |
| 3GD-23570-10 | 23 - 1 | 5TG-25726-00 | 40 - 13 | 4KB-26258-00 | 30 - 12 | 1UY-81847-50 | 36 - 7 | 4KB-84314-01 | 37 - 1 | 90101-12012 | 21 - 3 |
| 3GD-23580-10 | 23 - 6 | 5TG-25727-00 | 40 - 11 | 1UY-26259-00 | 31 - 12 | 8L6-81847-50 | 36 - 6 | | 37 - 6 | 90101-12032 | 28 - 5 |
| 1UY-23812-00 | 22 - 11 | 5LP-2580T-00 | 27 - 3 | 1NV-2625G-01 | 30 - 8 | 1UY-81890-00 | 36 - 1 | 5TG-84340-01 | 37 - 9 | 90105-08161 | 27 - 17 |
| 5YT-23813-20 | 22 - 1 | 5LP-2580U-00 | 27 - 10 | 4KB-2628F-20 | 30 - 7 | 1D0-81940-02 | 41 - 31 | 5LP-84700-00 | 38 - 1 | 90105-08182 | 29 - 14 |
| 8K1-23814-00 | 22 - 9 | 5YT-2580W-00 | 29 - 4 | 4KB-2628G-00 | 30 - 15 | 3GD-81950-01 | 41 - 24 | | 39 - 1 | 90105-10131 | 23 - 35 |
| 3GD-23831-00 | 22 - 2 | 3GD-25827-00 | 27 - 8 | 1NV-26304-00 | 30 - 14 | 5GT-81960-00 | 41 - 20 | 256-84714-60 | 38 - 2 | 90105-10135 | 23 - 29 |
| 1UY-23841-01 | 22 - 3 | 3GD-25828-00 | 27 - 15 | 5YT-26311-10 | 30 - 23 | 5VY-82100-00 | 41 - 15 | | 39 - 2 | 90105-10136 | 1 - 14 |
| 1UY-23845-01 | 22 - 4 | 47X-2582A-50 | 33 - 3 | 4KB-2632G-00 | 30 - 9 | 5YT-82115-00 | 41 - 33 | 4TR-84723-00 | 38 - 3 | 90105-10137 | 1 - 13 |
| 5YT-23868-00 | 22 - 13 | 3GD-2582T-10 | 27 - 1 | 5YT-26331-00 | 30 - 24 | 5YT-82116-00 | 41 - 19 | | 39 - 3 | 90105-10185 | 16 - 9 |
| 2GU-23872-00 | 16 - 20 | 5TG-2582W-00 | 29 - 2 | 5YT-26335-10 | 30 - 4 | 371-82121-00 | 41 - 17 | 4TR-84733-00 | 38 - 4 | 90105-10211 | 16 - 7 |
| 1UY-23894-01 | 22 - 15 | 5MV-25833-00 | 31 - 7 | 5YT-26341-01 | 30 - 5 | 5YT-82128-00 | 41 - 16 | | 39 - 4 | 90105-10277 | 16 - 8 |
| 5YT-24110-00 | 24 - 1 | 5LP-2583T-01 | 31 - 1 | 1UY-26372-00 | 30 - 34 | 5YT-82129-00 | 41 - 18 | 5YT-84751-00 | 38 - 10 | 90105-12050 | 20 - 19 |
| 5YT-24110-10 | 24 - 1 | 5YT-2583V-00 | 33 - 1 | 31A-26372-00 | 30 - 3 | 3TJ-82131-00 | 16 - 27 | 2EK-85111-00 | 42 - 4 | | 21 - 8 |
| 8AC-2414B-01 | 17 - 17 | 5LP-25852-01 | 31 - 4 | 1NV-26398-00 | 30 - 17 | 36Y-82151-00 | 41 - 32 | 5YT-85112-10 | 42 - 1 | 90105-12061 | 20 - 26 |
| 5YT-2414H-00 | 24 - 21 | 3XP-25852-50 | 33 - 14 | 371-27114-00 | 25 - 3 | 3KJ-82310-10 | 41 - 9 | 449-85131-02 | 42 - 8 | | 20 - 28 |
| 3ME-2415E-01 | 44 - 9 | 2VN-25854-00 | 33 - 15 | 5YT-27211-10 | 32 - 4 | 1UY-82370-20 | 41 - 13 | 5YT-8553A-00 | 41 - 2 | 90105-14003 | 15 - 25 |
| 4SH-2416E-00 | 43 - 13 | 4L0-25854-00 | 31 - 3 | 4SS-27218-00 | 33 - 8 | 5YT-82507-00 | 41 - 40 | 5YT-85540-00 | 41 - 6 | 90109-06172 | 17 - 2 |
| 5YT-24311-00 | 24 - 10 | 2VN-25855-00 | 33 - 16 | 2YK-27222-00 | 33 - 9 | 3GD-82509-10 | 41 - 30 | 5LP-W0041-00 | 31 - 2 | 90109-06189 | 15 - 15 |
| 5YT-24311-10 | 24 - 10 | 2GU-25866-00 | 31 - 16 | 5YT-27411-10 | 32 - 1 | 5LP-82510-00 | 41 - 25 | 5FK-W0042-50 | 33 - 2 | 90109-06240 | 33 - 25 |
| 5YT-24423-00 | 8 - 3 | 5LP-25867-00 | 31 - 6 | 5YT-27421-10 | 32 - 3 | 5NF-82530-00 | 41 - 41 | 5LP-W0045-00 | 27 - 7 | 90109-06723 | 41 - 10 |
| 21V-24500-11 | 24 - 4 | 5YT-25871-10 | 31 - 15 | 2XK-28100-00 | 16 - 26 | 4KD-82540-00 | 41 - 39 | | 27 - 14 | 90109-06798 | 40 - 4 |
| 4X8-24512-00 | 24 - 7 | 5YT-25872-10 | 31 - 13 | 1NV-2811A-01 | 16 - 28 | 3GB-82540-01 | 41 - 7 | 5LP-W0046-50 | 29 - 8 | 90109-08082 | 27 - 2 |
| 3AC-24523-00 | 24 - 8 | 5YT-25873-10 | 31 - 14 | 4D3-2816L-00 | 43 - 3 | 3GD-82540-11 | 41 - 14 | 3GD-W0047-00 | 27 - 5 | 90109-08100 | 16 - 16 |
| 5YT-24524-00 | 24 - 19 | 5YT-25874-10 | 33 - 22 | | 45 - 3 | 5YT-82541-00 | 41 - 29 | | 27 - 12 | | 16 - 25 |
| 3AJ-24534-01 | 24 - 5 | 5YT-25876-10 | 33 - 28 | | 46 - 3 | 3HN-82569-00 | 41 - 26 | 5LP-W0047-50 | 29 - 6 | | 34 - 2 |
| 5KM-24610-00 | 24 - 12 | 5VM-25886-10 | 23 - 32 | 4D3-2816L-10 | 43 - 4 | 3HN-82579-00 | 41 - 27 | 1UY-W0048-50 | 27 - 6 | 90109-081F0 | 29 - 3 |
| 5YT-24665-00 | 24 - 14 | 5YT-25888-00 | 33 - 24 | 5YT-2816M-00 | 43 - 21 | 5YT-82590-00 | 41 - 28 | | 27 - 13 | 90109-10013 | 28 - 26 |
| 5YT-24710-01 | 25 - 1 | 4EW-25894-00 | 33 - 13 | | 45 - 13 | 5YT-82910-10 | 40 - 1 | | 29 - 9 | 90110-05201 | 17 - 8 |
| 214-24724-00 | 25 - 7 | 5YT-25895-00 | 33 - 10 | | 46 - 17 | 5YT-82911-10 | 40 - 2 | 3GD-W0057-00 | 27 - 4 | 90110-06134 | 9 - 15 |
| 509-24724-00 | 25 - 4 | 5MV-2589F-00 | 31 - 11 | 5YT-2816M-10 | 43 - 22 | 4V4-82913-00 | 30 - 18 | | 27 - 11 | 90110-06189 | 6 - 17 |
| 5YT-24731-00 | 25 - 2 | 4NK-2589H-00 | 31 - 5 | 5YT-2816M-20 | 46 - 18 | 5TG-82913-00 | 40 - 6 | 5LP-W0057-50 | 29 - 5 | 90113-06055 | 28 - 30 |
| 22W-24741-00 | 16 - 23 | 1UY-25917-51 | 29 - 11 | 4D3-2817J-00 | 43 - 14 | 5KM-82917-00 | 40 - 8 | 1UY-W1141-00 | 3 - 2 | 90114-10006 | 26 - 5 |
| 5YT-24776-10 | 25 - 5 | 1UY-25924-51 | 29 - 10 | 4D3-2817J-10 | 43 - 15 | 5GH-83516-00 | 41 - 5 | 5YT-W215B-00 | 17 - 1 | 90114-10013 | 28 - 18 |
| 3GD-25111-20 | 26 - 4 | 3GD-25933-00 | 27 - 9 | 5GT-2836B-10 | 30 - 22 | 5YT-83530-00 | 41 - 4 | 5YT-W215B-10 | 17 - 1 | 90116-06041 | 1 - 6 |
| 1UY-25117-00 | 26 - 6 | | 27 - 16 | 5YT-2845N-00 | 34 - 1 | 1UY-83909-00 | 40 - 20 | 5YT-W215C-02 | 17 - 1 | 90119-05062 | 42 - 2 |
| 1S3-25127-00 | 26 - 17 | 1UY-25933-51 | 29 - 13 | 5YT-2845R-60 | 34 - 3 | 2HT-83912-00 | 40 - 3 | 5YT-W215C-12 | 17 - 1 | 90119-06152 | 17 - 6 |

NUMERICAL INDEX

| PART NO. | REF. NO. | PART NO. | REF. NO. | PART NO. | REF. NO. | PART NO. | REF. NO. | PART NO. | REF. NO. | PART NO. | REF. NO. |
|-------------|----------|-------------|----------|-------------|----------|-------------|----------|-------------|----------|-------------|----------|
| 90119-06152 | 18 - 2 | 90201-03008 | 43 - 6 | 90201-14586 | 26 - 14 | 90338-08226 | 7 - 20 | 90445-09M32 | 38 - 9 | 91401-16012 | 33 - 19 |
| | 18 - 3 | | 43 - 10 | 90201-14691 | 15 - 11 | | 41 - 1 | | 39 - 10 | 91401-20020 | 22 - 8 |
| 90123-08046 | 40 - 9 | | 43 - 20 | 90201-15018 | 15 - 31 | 90338-18122 | 16 - 21 | 90450-52003 | 7 - 4 | | 22 - 19 |
| 90149-06108 | 24 - 9 | | 43 - 24 | | 32 - 5 | 90338-23172 | 16 - 22 | 90450-63004 | 7 - 17 | | 22 - 22 |
| 90149-06306 | 17 - 3 | | 44 - 5 | 90201-150U6 | 14 - 29 | 90340-14117 | 11 - 8 | 90460-75020 | 7 - 15 | | 23 - 18 |
| | 18 - 4 | | 44 - 8 | 90201-16018 | 20 - 11 | 90381-15088 | 23 - 2 | 90464-12089 | 41 - 45 | | 23 - 27 |
| | 18 - 6 | | 44 - 13 | 90201-17255 | 14 - 49 | | 23 - 7 | 90464-13073 | 24 - 23 | | 23 - 38 |
| | 18 - 8 | | 44 - 16 | 90201-203E7 | 14 - 13 | | 23 - 12 | | 41 - 37 | 91401-30025 | 26 - 16 |
| 90149-08016 | 12 - 10 | | 45 - 5 | 90201-207G6 | 3 - 30 | | 23 - 21 | | 41 - 48 | 91401-30030 | 28 - 23 |
| 90150-06010 | 19 - 4 | | 45 - 8 | 90201-22793 | 14 - 36 | 90383-20032 | 20 - 14 | 90464-15157 | 41 - 46 | 91609-40016 | 30 - 35 |
| 90151-05023 | 11 - 7 | | 45 - 12 | 90201-244A9 | 20 - 6 | | 20 - 22 | 90464-15195 | 24 - 22 | 91A20-07010 | 8 - 49 |
| 90151-06010 | 6 - 5 | | 45 - 15 | 90201-25291 | 12 - 7 | 90386-12093 | 13 - 33 | | 41 - 42 | 92012-06014 | 40 - 15 |
| 90154-05013 | 18 - 16 | | 46 - 5 | 90201-256E6 | 14 - 20 | 90387-06158 | 38 - 6 | 90464-30252 | 41 - 47 | | 40 - 17 |
| | 18 - 23 | | 46 - 9 | 90201-28665 | 14 - 32 | | 39 - 6 | 90465-08045 | 11 - 25 | 92012-06025 | 11 - 27 |
| 90154-06014 | 27 - 19 | | 46 - 16 | 90206-12001 | 4 - 10 | 90387-062E0 | 18 - 18 | 90465-10098 | 41 - 38 | 92012-08020 | 30 - 38 |
| 90154-06061 | 18 - 17 | | 46 - 20 | 90209-18208 | 14 - 3 | | 18 - 25 | 90465-18147 | 41 - 49 | 92012-08030 | 33 - 23 |
| | 18 - 24 | 90201-05015 | 9 - 4 | 90209-33253 | 3 - 10 | 90387-063W7 | 30 - 28 | 90467-10038 | 24 - 11 | 92502-06030 | 35 - 3 |
| 90159-06029 | 13 - 14 | | 9 - 9 | 90215-06162 | 1 - 26 | 90387-066J1 | 24 - 17 | 90467-11044 | 33 - 11 | 92902-04100 | 8 - 36 |
| 90170-06023 | 30 - 30 | 90201-06036 | 30 - 40 | 90215-08260 | 15 - 17 | 90387-07021 | 24 - 15 | 90467-140A4 | 10 - 13 | 92902-05100 | 42 - 6 |
| 90170-06228 | 15 - 35 | 90201-06078 | 37 - 12 | 90215-16156 | 13 - 3 | 90387-07598 | 37 - 11 | 90467-140A6 | 33 - 12 | | 42 - 10 |
| 90170-10010 | 22 - 6 | | 39 - 8 | 90215-16222 | 13 - 4 | 90387-084N8 | 20 - 33 | 90467-220A1 | 7 - 13 | 92902-05200 | 42 - 5 |
| 90170-16326 | 3 - 32 | 90201-06085 | 11 - 15 | 90215-16258 | 13 - 18 | 90387-090R0 | 22 - 16 | 90468-15139 | 41 - 50 | | 42 - 9 |
| | 13 - 19 | 90201-06089 | 17 - 11 | 90215-16270 | 3 - 33 | 90387-101R3 | 23 - 3 | 90480-01400 | 24 - 2 | 92902-05600 | 30 - 20 |
| 90170-16343 | 13 - 5 | | 17 - 14 | 90215-21239 | 14 - 43 | | 23 - 8 | 90480-14102 | 37 - 5 | 92902-06100 | 35 - 4 |
| 90170-33010 | 28 - 29 | 90201-063F3 | 20 - 18 | 90240-07105 | 3 - 4 | | 23 - 13 | | 37 - 10 | | 41 - 12 |
| 90171-10001 | 22 - 7 | | 23 - 16 | 90240-08005 | 33 - 17 | | 23 - 22 | 90480-14555 | 38 - 7 | 92902-06200 | 9 - 5 |
| | 22 - 21 | | 23 - 25 | 90267-32004 | 43 - 5 | 90387-12020 | 21 - 10 | | 39 - 7 | | 9 - 10 |
| | 23 - 19 | 90201-08048 | 9 - 20 | | 43 - 9 | 90387-12021 | 20 - 24 | 90480-15005 | 7 - 19 | 92902-06600 | 5 - 18 |
| | 23 - 28 | | 18 - 29 | | 43 - 19 | 90387-125N8 | 20 - 15 | 90480-18290 | 24 - 3 | | 35 - 5 |
| | 23 - 37 | 90201-08054 | 16 - 13 | | 43 - 23 | 90387-127G8 | 21 - 7 | 90501-07629 | 3 - 5 | | 41 - 22 |
| 90171-14002 | 26 - 15 | | 20 - 32 | | 44 - 4 | 90387-150R1 | 26 - 13 | 90501-10353 | 15 - 24 | 92902-10100 | 3 - 18 |
| 90171-14004 | 28 - 22 | 90201-08066 | 33 - 18 | | 44 - 7 | 90387-16547 | 2 - 3 | 90501-18576 | 6 - 10 | 92902-10200 | 26 - 12 |
| 90179-06668 | 9 - 18 | 90201-08070 | 13 - 28 | | 44 - 12 | 90387-176R6 | 22 - 20 | 90501-22721 | 3 - 13 | | 28 - 20 |
| 90179-08148 | 40 - 10 | 90201-10036 | 22 - 17 | | 44 - 15 | 90387-257N4 | 14 - 46 | 90501-231E9 | 13 - 13 | 92906-04100 | 33 - 6 |
| 90179-10024 | 28 - 10 | 90201-10037 | 23 - 30 | | 45 - 4 | 90401-06001 | 1 - 4 | 90506-20026 | 32 - 8 | 92906-04600 | 33 - 7 |
| 90179-12009 | 28 - 7 | 90201-10052 | 28 - 9 | | 45 - 7 | 90401-08004 | 6 - 20 | 90508-16022 | 13 - 26 | 92907-04600 | 8 - 37 |
| 90179-20255 | 14 - 44 | 90201-10058 | 3 - 20 | | 45 - 11 | 90401-10015 | 31 - 18 | 90508-23567 | 25 - 6 | 92907-05100 | 40 - 23 |
| 90183-05008 | 17 - 5 | 90201-10118 | 31 - 19 | | 45 - 14 | | 33 - 20 | 90508-25712 | 15 - 14 | 93101-25106 | 3 - 28 |
| 90183-06069 | 19 - 5 | | 33 - 21 | | 46 - 4 | | 33 - 26 | 90508-32711 | 15 - 9 | 93102-12224 | 13 - 30 |
| 90183-061A1 | 41 - 23 | | 33 - 27 | | 46 - 8 | 90430-06014 | 10 - 11 | 90508-35764 | 30 - 27 | 93102-14209 | 15 - 10 |
| 90185-08017 | 16 - 5 | 90201-10128 | 1 - 15 | | 46 - 15 | | 11 - 12 | 90560-14284 | 15 - 12 | 93102-15212 | 15 - 22 |
| 90185-10011 | 16 - 10 | 90201-10591 | 5 - 6 | | 46 - 19 | | 11 - 24 | 90793-26114 | 41 - 15 | 93102-22216 | 26 - 10 |
| | 28 - 27 | 90201-12032 | 21 - 5 | 90269-07076 | 19 - 3 | 90430-06192 | 1 - 5 | 91312-06020 | 1 - 23 | 93102-25081 | 16 - 18 |
| 90185-10012 | 23 - 31 | 90201-12033 | 21 - 4 | 90280-05013 | 6 - 22 | 90430-08119 | 6 - 19 | | 6 - 16 | 93102-25099 | 16 - 19 |
| | 23 - 36 | 90201-12045 | 28 - 6 | 90280-05048 | 3 - 21 | 90430-10148 | 41 - 8 | 91312-06025 | 1 - 19 | 93102-28476 | 11 - 5 |
| 90185-10019 | 22 - 18 | 90201-12163 | 13 - 24 | 90282-05034 | 3 - 31 | 90430-14194 | 15 - 26 | 91312-06030 | 2 - 6 | 93102-35393 | 14 - 45 |
| 90185-12007 | 21 - 6 | 90201-123K4 | 12 - 4 | 90282-07057 | 13 - 2 | 90430-14240 | 1 - 12 | 91312-08025 | 7 - 3 | 93104-09025 | 30 - 13 |
| 90185-16002 | 20 - 12 | 90201-14021 | 28 - 21 | 90338-07007 | 40 - 16 | 90445-084J1 | 24 - 20 | 91312-08050 | 1 - 16 | 93104-17094 | 14 - 9 |

NUMERICAL INDEX

| PART NO. | REF. NO. | PART NO. | REF. NO. | PART NO. | REF. NO. | PART NO. | REF. NO. | PART NO. | REF. NO. | PART NO. | REF. NO. |
|-------------|----------|-------------|----------|-------------|----------|-------------|----------|----------|----------|----------|----------|
| 93104-20068 | 14 - 25 | 93410-20038 | 14 - 38 | 95302-06600 | 36 - 11 | 97002-05016 | 40 - 7 | | | | |
| 93105-26026 | 26 - 9 | 93410-22039 | 14 - 4 | | 38 - 8 | 97002-06012 | 1 - 25 | | | | |
| 93106-46001 | 28 - 4 | | 14 - 37 | | 39 - 9 | 97002-06020 | 41 - 11 | | | | |
| 93108-35004 | 20 - 4 | 93430-12008 | 15 - 32 | 95302-06700 | 15 - 36 | 97002-06025 | 41 - 21 | | | | |
| 93109-08050 | 30 - 37 | | 32 - 6 | 95302-08600 | 28 - 13 | 97002-08030 | 20 - 31 | | | | |
| 93109-20076 | 20 - 23 | 93440-12052 | 1 - 3 | 95302-10700 | 22 - 5 | 97012-06020 | 15 - 37 | | | | |
| 93112-31011 | 22 - 12 | 93440-25084 | 14 - 21 | 95317-06700 | 30 - 29 | 97022-06016 | 5 - 17 | | | | |
| 93210-06422 | 13 - 22 | | 14 - 50 | 95602-06100 | 40 - 5 | 97022-08060 | 22 - 14 | | | | |
| 93210-07590 | 15 - 7 | 93440-28062 | 14 - 33 | 95602-06200 | 17 - 4 | 97702-60016 | 41 - 3 | | | | |
| 93210-09165 | 4 - 12 | 93450-19095 | 3 - 25 | | 18 - 5 | 97702-60025 | 7 - 18 | | | | |
| 93210-14369 | 11 - 9 | 93503-08007 | 15 - 23 | | 18 - 7 | 97706-40620 | 38 - 5 | | | | |
| 93210-15414 | 15 - 30 | 93602-13177 | 3 - 6 | | 18 - 9 | | 39 - 5 | | | | |
| 93210-15620 | 33 - 4 | 93603-07073 | 6 - 4 | | 18 - 19 | 98501-04014 | 8 - 35 | | | | |
| 93210-16290 | 3 - 19 | 93603-12030 | 6 - 3 | | 18 - 26 | 98502-04008 | 30 - 32 | | | | |
| 93210-17003 | 5 - 2 | 93604-10011 | 5 - 4 | 95602-08200 | 18 - 30 | 98502-05014 | 35 - 6 | | | | |
| 93210-18322 | 2 - 4 | 93605-10090 | 3 - 14 | 95602-12200 | 20 - 20 | 98502-05020 | 30 - 19 | | | | |
| 93210-19522 | 11 - 21 | 93700-06004 | 20 - 17 | | 20 - 27 | 98502-06012 | 10 - 5 | | | | |
| 93210-22164 | 14 - 41 | | 20 - 25 | | 20 - 29 | | 11 - 29 | | | | |
| 93210-35520 | 6 - 12 | | 23 - 5 | | 21 - 9 | 98506-04012 | 33 - 5 | | | | |
| 93210-44545 | 7 - 2 | | 23 - 10 | 95604-06100 | 31 - 9 | 98507-03008 | 24 - 6 | | | | |
| 93210-54175 | 6 - 15 | | 23 - 15 | 95607-05100 | 30 - 11 | 98507-04006 | 8 - 27 | | | | |
| 93210-57634 | 1 - 22 | | 23 - 24 | 95702-08500 | 20 - 34 | 98507-04008 | 8 - 31 | | | | |
| 93210-86509 | 2 - 2 | 93834-13030 | 14 - 42 | 95702-10500 | 26 - 11 | 98507-04010 | 8 - 23 | | | | |
| 93211-06635 | 1 - 18 | 93900-00022 | 26 - 3 | | 28 - 19 | 98507-04012 | 8 - 29 | | | | |
| 93306-00006 | 13 - 20 | | 28 - 16 | 95802-06010 | 41 - 44 | 98507-05030 | 40 - 24 | | | | |
| 93306-00308 | 14 - 52 | 94107-10020 | 26 - 2 | 95802-06020 | 33 - 29 | 98517-05012 | 40 - 22 | | | | |
| 93306-00431 | 14 - 39 | 94110-09020 | 28 - 15 | 95802-06025 | 37 - 13 | 98702-06016 | 10 - 7 | | | | |
| 93306-00438 | 5 - 7 | 94500-02090 | 5 - 9 | 95802-06030 | 24 - 16 | 98702-06030 | 6 - 7 | | | | |
| 93306-00446 | 26 - 7 | 94581-87098 | 28 - 31 | | 24 - 18 | 98902-06010 | 9 - 3 | | | | |
| 93306-00502 | 5 - 8 | 94681-87011 | 28 - 32 | 95802-08040 | 20 - 9 | | 9 - 8 | | | | |
| 93306-00710 | 28 - 3 | 94701-00333 | 1 - 27 | 95802-08045 | 10 - 15 | 99001-07600 | 13 - 29 | | | | |
| 93306-07801 | 11 - 4 | 94703-00333 | 1 - 27 | 95812-06014 | 17 - 10 | 99001-09600 | 13 - 25 | | | | |
| 93306-20231 | 26 - 8 | 95022-06008 | 9 - 13 | | 17 - 13 | 99009-12400 | 12 - 5 | | | | |
| 93306-20301 | 14 - 10 | | 41 - 34 | 95812-06035 | 30 - 39 | 99530-12016 | 10 - 2 | | | | |
| | 14 - 51 | | 41 - 35 | 95812-08012 | 16 - 4 | | 11 - 2 | | | | |
| 93306-20331 | 16 - 17 | 95022-06016 | 11 - 16 | 95812-08016 | 9 - 19 | | 11 - 18 | | | | |
| 93306-20401 | 14 - 23 | 95022-06020 | 11 - 14 | | 34 - 4 | 99530-14016 | 1 - 11 | | | | |
| 93306-20501 | 14 - 40 | 95022-06025 | 5 - 16 | 95812-08055 | 16 - 6 | | 2 - 5 | | | | |
| 93306-20532 | 3 - 29 | | 11 - 10 | 95812-10025 | 32 - 2 | | | | | | |
| 93306-27202 | 14 - 8 | 95022-06030 | 10 - 8 | | 32 - 7 | | | | | | |
| 93306-30424 | 14 - 24 | | 11 - 22 | 95822-06010 | 17 - 16 | | | | | | |
| 93306-30622 | 3 - 11 | | 36 - 12 | 95822-06016 | 23 - 33 | | | | | | |
| 93310-212L6 | 12 - 2 | 95022-06040 | 11 - 23 | 95822-06025 | 31 - 17 | | | | | | |
| 93310-225N0 | 12 - 8 | 95022-06045 | 11 - 11 | 95822-08012 | 16 - 14 | | | | | | |
| 93310-633T5 | 3 - 8 | 95022-06050 | 10 - 9 | | 18 - 12 | | | | | | |
| 93311-41587 | 14 - 28 | 95022-06060 | 10 - 10 | 95822-08020 | 18 - 27 | | | | | | |
| 93317-22237 | 20 - 2 | 95302-05600 | 42 - 3 | 95822-08025 | 18 - 28 | | | | | | |
| 93410-20038 | 14 - 14 | | 42 - 7 | 95822-08030 | 22 - 10 | | | | | | |